

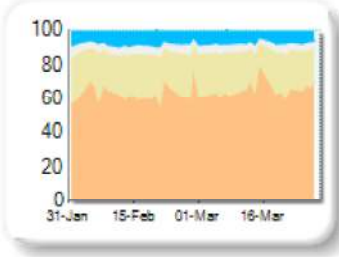
Market Share

Rank	Venue	Market Share	Change
1	XMAD	66.25%	+1.50
2	CEUX	21.95%	-0.97
3	AQEU	7.01%	-0.36
4	TQEX	4.35%	-0.25
5	BATE	0.33%	+0.11
6	TRQX	0.09%	-0.03
7	CHIX	0.02%	+0.01
8	AQXE	0.00%	0.00

Volume Trend



Market Share Trend



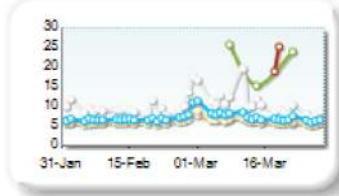
Market share is based on on-book value traded during continuous trading. The share is calculated by averaging over all stocks in the index. The current value shown is for last week and the change is relative to the previous week.

Spreads

At touch

Rank	Venue	Spread (bps)	Change
1	XMAD	6.21	-0.04
2	CEUX	6.28	+0.08
3	AQEU	7.41	+0.41
4	TQEX	10.64	+0.74
5	BATE	109.08	+29.45
6	CHIX	133.19	-14.77

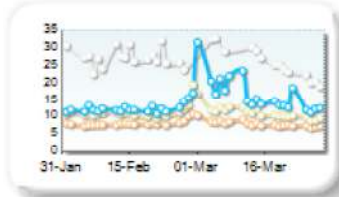
Monthly Spread Trend



25k EUR deal

Rank	Venue	Spread (bps)	Change
1	XMAD	7.81	-0.21
2	CEUX	11.08	-0.23
3	AQEU	16.47	+4.00
4	TQEX	30.43	+0.54
5	CHIX	163.32	n/a
6	BATE	215.41	+107.04

Monthly Spread Trend



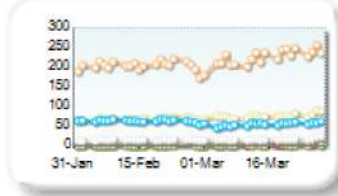
Spreads measure the bid to offer spread of the best visible orders in the book. The result is averaged over the stocks in the index and is based on measurements of the order books every 30 seconds. The value for the spread is quoted in basis points (0.01%).

Book Depths

10BPS Depth (top of book)

Rank	Venue	Depth (1K EUR)	Change
1	XMAD	226.0	+20.3
2	CEUX	76.1	+7.6
3	AQEU	55.1	-10.4
4	TQEX	17.8	+1.5
5	CHIX	2.0	+1.1
6	BATE	1.9	+0.2

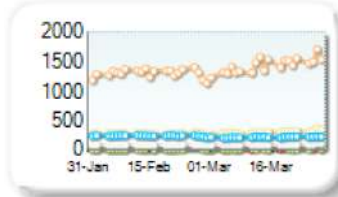
Monthly Depth Trend



50BPS Depth (deeper into book)

Rank	Venue	Depth (1K EUR)	Change
1	XMAD	1,441.9	+133.9
2	CEUX	301.1	+28.5
3	AQEU	215.3	-31.1
4	TQEX	91.7	+6.6
5	BATE	13.2	+0.8
6	CHIX	13.2	+6.5

Monthly Depth Trend



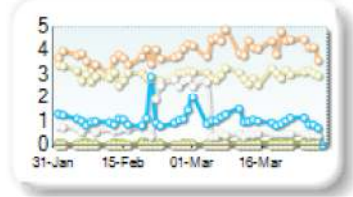
Market depth measures the amount of visible liquidity (bids and offers) in the order book within 10 or 50 BPS of mid price. The result is averaged over the stocks in the index and is based on measurements of the order book every 30 seconds. This is quoted in '000s of EUR.

Best Prices

At touch

Rank	Venue	Best Price (%)	Change
1	XMAD	4.24	+0.71
2	CEUX	2.99	-0.03
3	AQEU	1.02	-0.05
4	TQEX	0.68	-0.52
5	BATE	0.11	0.00
6	CHIX	0.00	+0.00
7	TRQX	0.00	+0.00
8	AQXE	0.00	+0.00

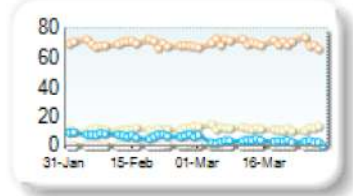
Best Prices Trend



25k EUR deal

Rank	Venue	Best Price (%)	Change
1	XMAD	69.85	+0.57
2	CEUX	11.98	+0.83
3	AQEU	3.31	-3.96
4	TQEX	0.46	-0.04
5	BATE	0.00	+0.00
6	CHIX	0.00	+0.00
7	TRQX	0.00	+0.00
8	AQXE	0.00	+0.00

Best Prices Trend

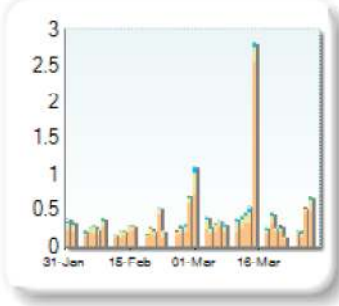


Best Price % measures how often each venue posts an absolute best price (no ties) for stocks. The result is averaged over the stocks in the index and is based on measurements of the order book every 5 seconds.

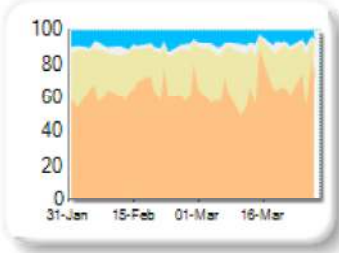
Market Share

Rank	Venue	Market Share	Change
1	XMAD	71.85%	+5.82
2	CEUX	19.34%	-3.41
3	AQEU	5.52%	-2.53
4	TQEX	3.06%	+0.20
5	BATE	0.19%	-0.05
6	TRQX	0.03%	-0.04
7	CHIX	0.00%	+0.00

Volume Trend



Market Share Trend



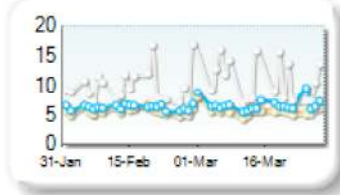
Market share is based on on-book value traded during continuous trading. The share is calculated by averaging over all stocks in the index. The current value shown is for last week and the change is relative to the previous week.

Spreads

At touch

Rank	Venue	Spread (bps)	Change
1	CEUX	5.55	+0.02
2	XMAD	5.83	-0.06
3	AQEU	6.61	+0.39
4	TQEX	12.95	+3.01
5	BATE	187.35	n/a

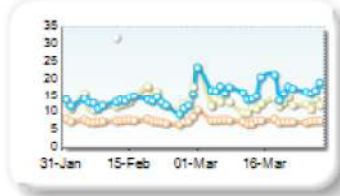
Monthly Spread Trend



25k EUR deal

Rank	Venue	Spread (bps)	Change
1	XMAD	7.64	+0.08
2	CEUX	12.99	-0.21
3	AQEU	16.92	+3.94
4	TQEX	50.06	+4.22

Monthly Spread Trend



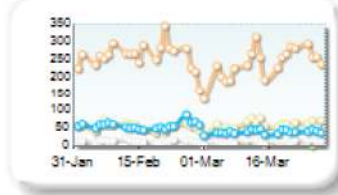
Spreads measure the bid to offer spread of the best visible orders in the book. The result is averaged over the stocks in the index and is based on measurements of the order books every 30 seconds. The value for the spread is quoted in basis points (0.01%).

Book Depths

10BPS Depth (top of book)

Rank	Venue	Depth (1K EUR)	Change
1	XMAD	239.3	-20.0
2	CEUX	59.1	+5.0
3	AQEU	39.1	-19.4
4	TQEX	11.7	-1.2
5	BATE	0.6	-0.1

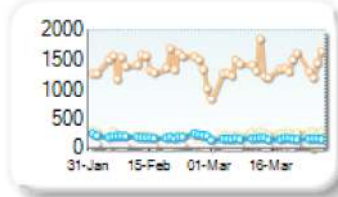
Monthly Depth Trend



50BPS Depth (deeper into book)

Rank	Venue	Depth (1K EUR)	Change
1	XMAD	1,362.3	-60.3
2	CEUX	240.4	+21.1
3	AQEU	161.7	-45.9
4	TQEX	45.3	-4.4
5	BATE	12.4	+3.1

Monthly Depth Trend



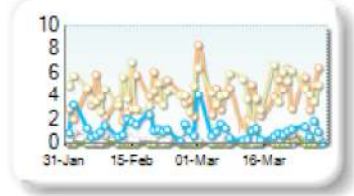
Market depth measures the amount of visible liquidity (bids and offers) in the order book within 10 or 50 BPS of mid price. The result is averaged over the stocks in the index and is based on measurements of the order book every 30 seconds. This is quoted in '000s of EUR.

Best Prices

At touch

Rank	Venue	Best Price (%)	Change
1	CEUX	4.51	+0.04
2	XMAD	4.20	-0.45
3	AQEU	1.02	-0.25
4	TQEX	0.52	-0.17
5	BATE	0.08	-0.01
6	CHIX	0.00	+0.00
7	TRQX	0.00	+0.00

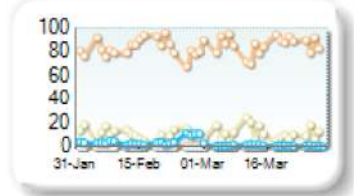
Best Prices Trend



25k EUR deal

Rank	Venue	Best Price (%)	Change
1	XMAD	85.71	+2.49
2	CEUX	11.09	+0.98
3	AQEU	1.02	-3.43
4	TQEX	0.06	+0.01
5	CHIX	0.00	+0.00
6	TRQX	0.00	+0.00
7	BATE	0.00	+0.00

Best Prices Trend

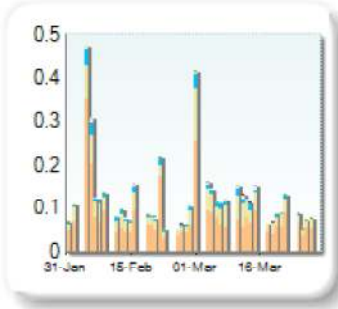


Best Price % measures how often each venue posts an absolute best price (no ties) for stocks. The result is averaged over the stocks in the index and is based on measurements of the order book every 5 seconds.

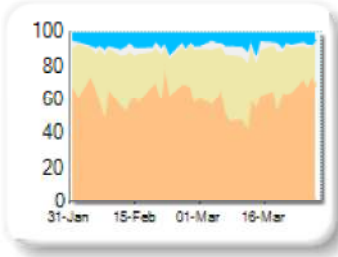
Market Share

Rank	Venue	Market Share	Change
1	XMAD	59.42%	-6.29
2	CEUX	29.83%	+6.27
3	AQEU	7.18%	-0.70
4	TQEX	3.36%	+0.73
5	BATE	0.18%	+0.06
6	TRQX	0.02%	-0.08
7	CHIX	0.00%	+0.00

Volume Trend



Market Share Trend



Spreads

At touch

Rank	Venue	Spread (bps)	Change
1	CEUX	6.86	-1.80
2	XMAD	6.98	-1.82
3	AQEU	7.85	-1.54
4	TQEX	31.76	+5.20

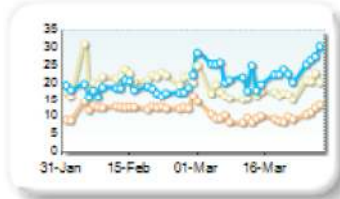
Monthly Spread Trend



25k EUR deal

Rank	Venue	Spread (bps)	Change
1	XMAD	10.12	-2.39
2	CEUX	17.95	-3.43
3	AQEU	23.42	+5.15

Monthly Spread Trend

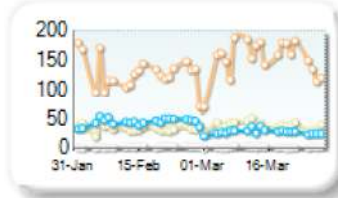


Book Depths

10BPS Depth (top of book)

Rank	Venue	Depth (1K EUR)	Change
1	XMAD	152.6	+25.2
2	CEUX	38.0	+4.4
3	AQEU	27.8	-17.6
4	TQEX	2.4	-0.7

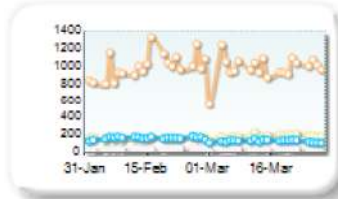
Monthly Depth Trend



50BPS Depth (deeper into book)

Rank	Venue	Depth (1K EUR)	Change
1	XMAD	983.8	-19.6
2	CEUX	184.4	+29.7
3	AQEU	127.1	-40.7
4	TQEX	27.0	-4.5

Monthly Depth Trend

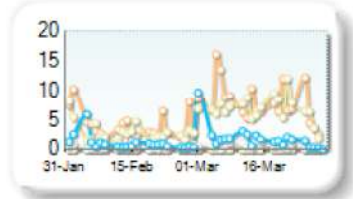


Best Prices

At touch

Rank	Venue	Best Price (%)	Change
1	XMAD	7.97	+5.81
2	CEUX	6.81	+4.50
3	AQEU	1.80	+1.01
4	TQEX	0.65	+0.46
5	CHIX	0.00	+0.00
6	TRQX	0.00	+0.00
7	BATE	0.00	+0.00
8	AQXE	0.00	+0.00

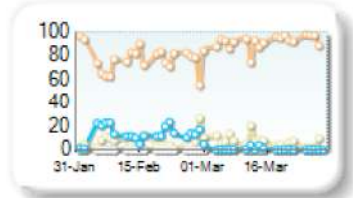
Best Prices Trend



25k EUR deal

Rank	Venue	Best Price (%)	Change
1	XMAD	91.24	+14.08
2	CEUX	7.52	+0.57
3	AQEU	1.01	-12.85
4	TQEX	0.00	+0.00
5	CHIX	0.00	+0.00
6	TRQX	0.00	+0.00
7	BATE	0.00	+0.00
8	AQXE	0.00	+0.00

Best Prices Trend



Market share is based on on-book value traded during continuous trading. The share is calculated by averaging over all stocks in the index. The current value shown is for last week and the change is relative to the previous week.

Spreads measure the bid to offer spread of the best visible orders in the book. The result is averaged over the stocks in the index and is based on measurements of the order books every 30 seconds. The value for the spread is quoted in basis points (0.01%).

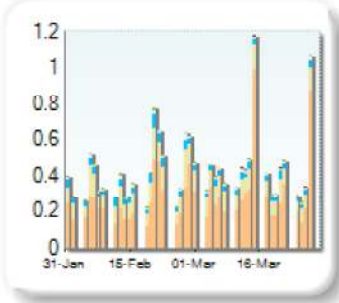
Market depth measures the amount of visible liquidity (bids and offers) in the order book within 10 or 50 BPS of mid price. The result is averaged over the stocks in the index and is based on measurements of the order book every 30 seconds. This is quoted in '000s of EUR.

Best Price % measures how often each venue posts an absolute best price (no ties) for stocks. The result is averaged over the stocks in the index and is based on measurements of the order book every 5 seconds.

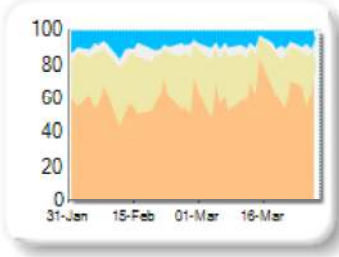
Market Share

Rank	Venue	Market Share	Change
1	XMAD	67.21%	+7.86
2	CEUX	21.62%	-5.28
3	AQEU	7.01%	-1.82
4	TQEX	3.77%	-0.89
5	BATE	0.32%	+0.15
6	TRQX	0.06%	-0.04
7	CHIX	0.01%	+0.01
8	AQXE	0.00%	+0.00

Volume Trend



Market Share Trend



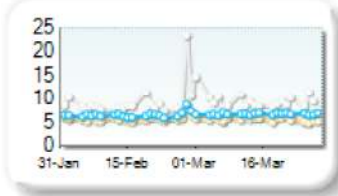
Market share is based on on-book value traded during continuous trading. The share is calculated by averaging over all stocks in the index. The current value shown is for last week and the change is relative to the previous week.

Spreads

At touch

Rank	Venue	Spread (bps)	Change
1	CEUX	5.62	-0.21
2	XMAD	5.90	-0.18
3	AQEU	6.76	+0.18
4	TQEX	9.51	+0.17
5	BATE	118.30	n/a
6	CHIX	206.94	n/a

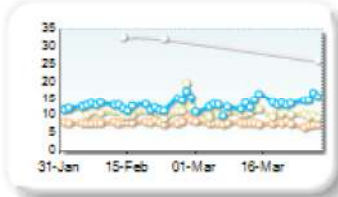
Monthly Spread Trend



25k EUR deal

Rank	Venue	Spread (bps)	Change
1	XMAD	7.81	-0.36
2	CEUX	10.74	-0.77
3	AQEU	13.56	+0.44
4	TQEX	43.42	+3.28
5	CHIX	206.94	n/a

Monthly Spread Trend



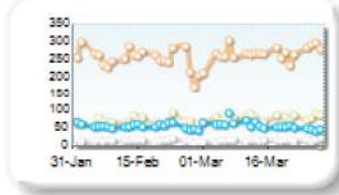
Spreads measure the bid to offer spread of the best visible orders in the book. The result is averaged over the stocks in the index and is based on measurements of the order books every 30 seconds. The value for the spread is quoted in basis points (0.01%).

Book Depths

10BPS Depth (top of book)

Rank	Venue	Depth (1K EUR)	Change
1	XMAD	267.5	+15.8
2	CEUX	77.7	+9.3
3	AQEU	57.6	-0.5
4	TQEX	15.9	+0.7
5	BATE	1.6	+0.1

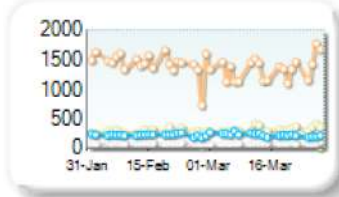
Monthly Depth Trend



50BPS Depth (deeper into book)

Rank	Venue	Depth (1K EUR)	Change
1	XMAD	1,347.4	-89.7
2	CEUX	319.1	+37.4
3	AQEU	227.2	-7.5
4	TQEX	83.7	+0.2
5	BATE	15.8	+4.2

Monthly Depth Trend



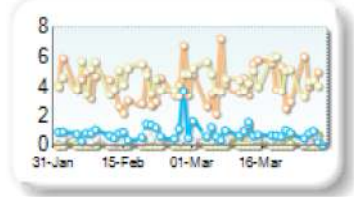
Market depth measures the amount of visible liquidity (bids and offers) in the order book within 10 or 50 BPS of mid price. The result is averaged over the stocks in the index and is based on measurements of the order book every 30 seconds. This is quoted in '000s of EUR.

Best Prices

At touch

Rank	Venue	Best Price (%)	Change
1	CEUX	4.54	+0.39
2	XMAD	4.33	+1.10
3	AQEU	0.77	-0.12
4	TQEX	0.57	+0.07
5	BATE	0.19	+0.03
6	CHIX	0.00	+0.00
7	TRQX	0.00	+0.00
8	AQXE	0.00	+0.00

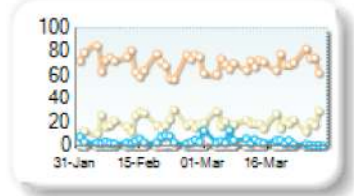
Best Prices Trend



25k EUR deal

Rank	Venue	Best Price (%)	Change
1	XMAD	69.86	-1.59
2	CEUX	19.75	+0.77
3	AQEU	3.90	-0.22
4	TQEX	0.30	+0.02
5	CHIX	0.00	+0.00
6	TRQX	0.00	+0.00
7	BATE	0.00	+0.00
8	AQXE	0.00	+0.00

Best Prices Trend

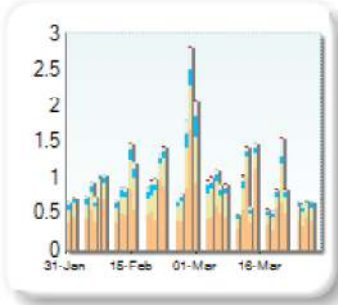


Best Price % measures how often each venue posts an absolute best price (no ties) for stocks. The result is averaged over the stocks in the index and is based on measurements of the order book every 5 seconds.

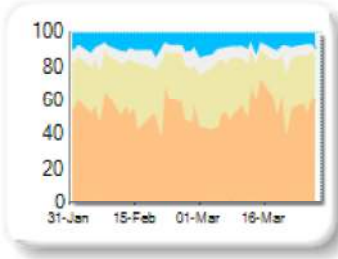
Market Share

Rank	Venue	Market Share	Change
1	XMAD	54.35%	-0.78
2	CEUX	28.96%	+0.87
3	AQEU	8.50%	-0.13
4	TQEX	7.55%	-0.28
5	BATE	0.48%	+0.24
6	TRQX	0.16%	+0.07
7	CHIX	0.01%	+0.01
8	AQXE	0.00%	0.00

Volume Trend



Market Share Trend

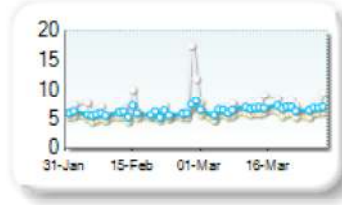


Spreads

At touch

Rank	Venue	Spread (bps)	Change
1	CEUX	5.69	+0.30
2	XMAD	6.25	+0.68
3	AQEU	6.57	+0.57
4	TQEX	7.56	+0.25

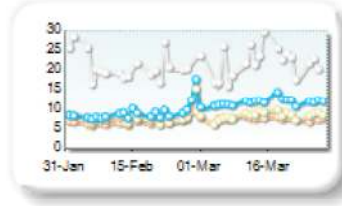
Monthly Spread Trend



25k EUR deal

Rank	Venue	Spread (bps)	Change
1	XMAD	7.72	+0.64
2	CEUX	8.49	-0.03
3	AQEU	11.96	+2.66
4	TQEX	22.60	-3.11

Monthly Spread Trend

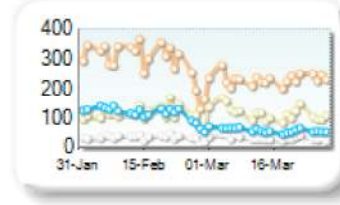


Book Depths

10BPS Depth (top of book)

Rank	Venue	Depth (1K EUR)	Change
1	XMAD	231.8	-58.8
2	CEUX	114.4	+2.9
3	AQEU	57.8	-57.9
4	TQEX	33.0	-1.9
5	BATE	1.7	-0.4

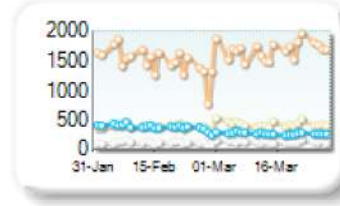
Monthly Depth Trend



50BPS Depth (deeper into book)

Rank	Venue	Depth (1K EUR)	Change
1	XMAD	1,678.9	+200.1
2	CEUX	424.5	+38.0
3	AQEU	268.4	-118.8
4	TQEX	135.2	+13.2
5	CHIX	23.8	+2.4
6	BATE	15.2	+2.1

Monthly Depth Trend

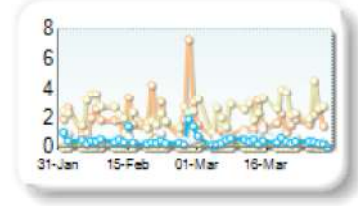


Best Prices

At touch

Rank	Venue	Best Price (%)	Change
1	CEUX	2.65	+0.54
2	XMAD	1.54	-0.58
3	TQEX	0.56	+0.09
4	AQEU	0.37	-0.21
5	BATE	0.16	+0.02
6	CHIX	0.00	+0.00
7	TRQX	0.00	+0.00
8	AQXE	0.00	+0.00

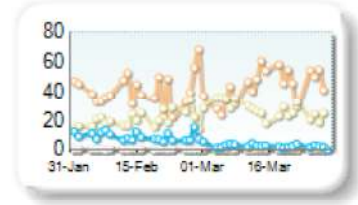
Best Prices Trend



25k EUR deal

Rank	Venue	Best Price (%)	Change
1	XMAD	43.90	+3.10
2	CEUX	27.41	+6.49
3	AQEU	2.72	-6.44
4	TQEX	1.33	+0.42
5	CHIX	0.00	+0.00
6	TRQX	0.00	+0.00
7	BATE	0.00	+0.00
8	AQXE	0.00	+0.00

Best Prices Trend



Market share is based on on-book value traded during continuous trading. The share is calculated by averaging over all stocks in the index. The current value shown is for last week and the change is relative to the previous week.

Spreads measure the bid to offer spread of the best visible orders in the book. The result is averaged over the stocks in the index and is based on measurements of the order books every 30 seconds. The value for the spread is quoted in basis points (0.01%).

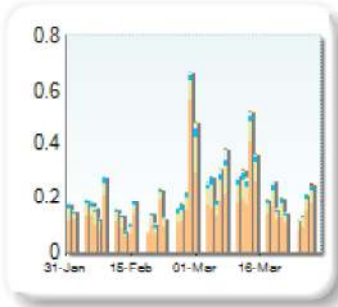
Market depth measures the amount of visible liquidity (bids and offers) in the order book within 10 or 50 BPS of mid price. The result is averaged over the stocks in the index and is based on measurements of the order book every 30 seconds. This is quoted in '000s of EUR.

Best Price % measures how often each venue posts an absolute best price (no ties) for stocks. The result is averaged over the stocks in the index and is based on measurements of the order book every 5 seconds.

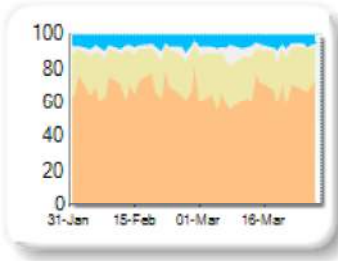
Market Share

Rank	Venue	Market Share	Change
1	XMAD	65.16%	-6.47
2	CEUX	23.56%	+4.52
3	AQEU	6.32%	+0.28
4	TQEX	4.68%	+1.56
5	BATE	0.22%	+0.12
6	TRQX	0.05%	-0.01
7	AQXE	0.00%	+0.00
8	CHIX	0.00%	+0.00

Volume Trend



Market Share Trend



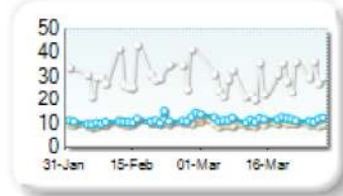
Market share is based on on-book value traded during continuous trading. The share is calculated by averaging over all stocks in the index. The current value shown is for last week and the change is relative to the previous week.

Spreads

At touch

Rank	Venue	Spread (bps)	Change
1	CEUX	10.04	-0.17
2	XMAD	10.14	-0.11
3	AQEU	11.70	+0.54
4	TQEX	30.55	-3.61
5	BATE	481.44	n/a

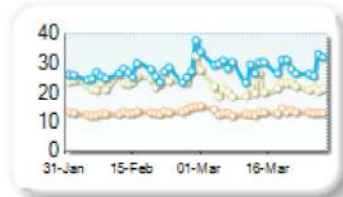
Monthly Spread Trend



25k EUR deal

Rank	Venue	Spread (bps)	Change
1	XMAD	12.96	+0.01
2	CEUX	21.74	-2.39
3	AQEU	29.09	+2.38
4	TQEX	136.33	+68.13

Monthly Spread Trend



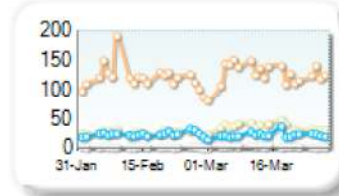
Spreads measure the bid to offer spread of the best visible orders in the book. The result is averaged over the stocks in the index and is based on measurements of the order books every 30 seconds. The value for the spread is quoted in basis points (0.01%).

Book Depths

10BPS Depth (top of book)

Rank	Venue	Depth (1K EUR)	Change
1	XMAD	126.5	+6.0
2	CEUX	34.9	+8.8
3	AQEU	22.1	-2.6
4	TQEX	3.4	+1.1

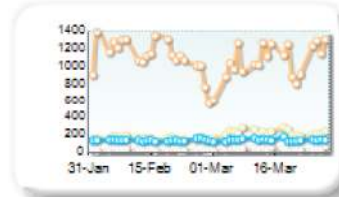
Monthly Depth Trend



50BPS Depth (deeper into book)

Rank	Venue	Depth (1K EUR)	Change
1	XMAD	1,066.2	-45.0
2	CEUX	223.3	+65.2
3	AQEU	139.3	-2.7
4	TQEX	38.9	+9.3

Monthly Depth Trend



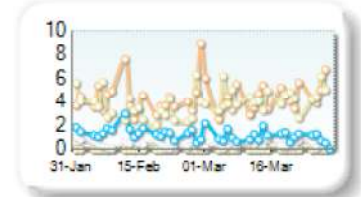
Market depth measures the amount of visible liquidity (bids and offers) in the order book within 10 or 50 BPS of mid price. The result is averaged over the stocks in the index and is based on measurements of the order book every 30 seconds. This is quoted in '000s of EUR.

Best Prices

At touch

Rank	Venue	Best Price (%)	Change
1	XMAD	4.41	-0.27
2	CEUX	4.33	+0.28
3	AQEU	1.07	-0.32
4	TQEX	0.46	-0.14
5	CHIX	0.00	+0.00
6	TRQX	0.00	+0.00
7	BATE	0.00	+0.00
8	AQXE	0.00	+0.00

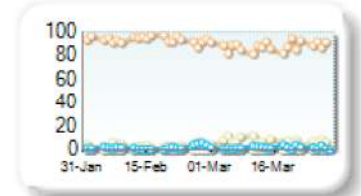
Best Prices Trend



25k EUR deal

Rank	Venue	Best Price (%)	Change
1	XMAD	87.95	-5.54
2	CEUX	7.52	+3.92
3	AQEU	2.08	-0.13
4	TQEX	0.13	+0.12
5	CHIX	0.00	+0.00
6	TRQX	0.00	+0.00
7	BATE	0.00	+0.00
8	AQXE	0.00	+0.00

Best Prices Trend



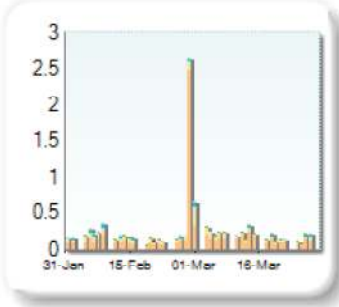
Best Price % measures how often each venue posts an absolute best price (no ties) for stocks. The result is averaged over the stocks in the index and is based on measurements of the order book every 5 seconds.

CORP ACCIONA ENERGIAS RENOVABLES SA

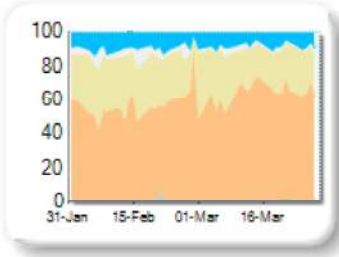
Market Share

Rank	Venue	Market Share	Change
1	XMAD	61.68%	-9.76
2	CEUX	27.28%	+8.15
3	AQEU	7.92%	+1.79
4	TQEX	2.48%	-0.38
5	BATE	0.59%	+0.40
6	TRQX	0.05%	-0.20
7	AQXE	0.00%	+0.00

Volume Trend



Market Share Trend



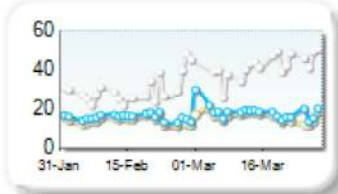
Market share is based on on-book value traded during continuous trading. The share is calculated by averaging over all stocks in the index. The current value shown is for last week and the change is relative to the previous week.

Spreads

At touch

Rank	Venue	Spread (bps)	Change
1	CEUX	15.78	+1.64
2	XMAD	15.83	+1.42
3	AQEU	18.02	+2.44
4	TQEX	44.07	+13.87

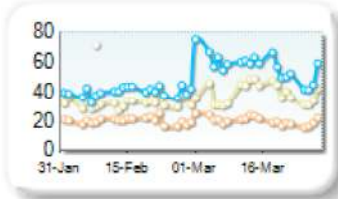
Monthly Spread Trend



25k EUR deal

Rank	Venue	Spread (bps)	Change
1	XMAD	20.06	+0.05
2	CEUX	38.78	+6.49
3	AQEU	56.67	+16.85

Monthly Spread Trend



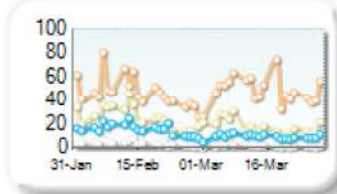
Spreads measure the bid to offer spread of the best visible orders in the book. The result is averaged over the stocks in the index and is based on measurements of the order books every 30 seconds. The value for the spread is quoted in basis points (0.01%).

Book Depths

10BPS Depth (top of book)

Rank	Venue	Depth (1K EUR)	Change
1	XMAD	48.2	+1.4
2	CEUX	17.3	-7.8
3	AQEU	9.3	-6.6
4	BATE	2.7	+0.1
5	TQEX	1.6	-2.1

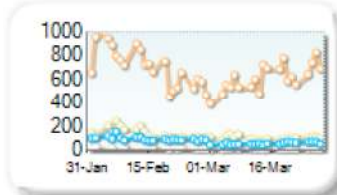
Monthly Depth Trend



50BPS Depth (deeper into book)

Rank	Venue	Depth (1K EUR)	Change
1	XMAD	615.5	-82.8
2	CEUX	105.2	-38.1
3	AQEU	59.0	-40.9
4	TQEX	17.8	-13.7
5	BATE	5.2	-0.7

Monthly Depth Trend



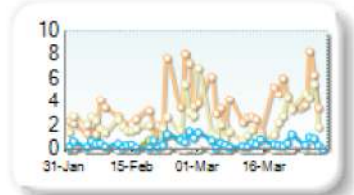
Market depth measures the amount of visible liquidity (bids and offers) in the order book within 10 or 50 BPS of mid price. The result is averaged over the stocks in the index and is based on measurements of the order book every 30 seconds. This is quoted in '000s of EUR.

Best Prices

At touch

Rank	Venue	Best Price (%)	Change
1	XMAD	4.00	+1.36
2	CEUX	2.48	+0.54
3	AQEU	0.53	+0.08
4	TQEX	0.09	+0.03
5	BATE	0.03	-0.17
6	CHIX	0.00	+0.00
7	TRQX	0.00	+0.00
8	AQXE	0.00	+0.00

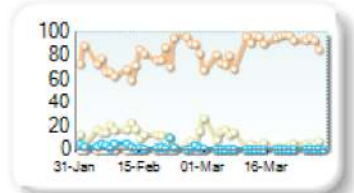
Best Prices Trend



25k EUR deal

Rank	Venue	Best Price (%)	Change
1	XMAD	87.86	+9.95
2	CEUX	7.58	-4.91
3	AQEU	0.60	-2.47
4	CHIX	0.00	+0.00
5	TRQX	0.00	+0.00
6	BATE	0.00	+0.00
7	AQXE	0.00	+0.00
8	TQEX	0.00	-0.05

Best Prices Trend



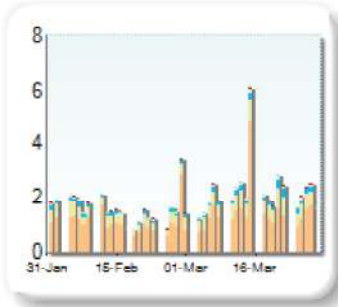
Best Price % measures how often each venue posts an absolute best price (no ties) for stocks. The result is averaged over the stocks in the index and is based on measurements of the order book every 5 seconds.

Banco Bilbao Vizcaya Argentaria SA

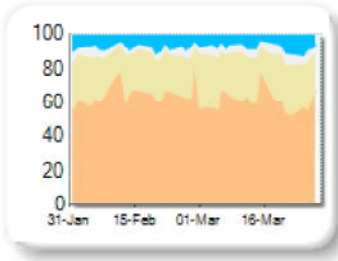
Market Share

Rank	Venue	Market Share	Change
1	XMAD	62.56%	-3.31
2	CEUX	24.91%	+2.20
3	AQEU	7.10%	+0.01
4	TQEX	4.89%	+0.92
5	BATE	0.39%	+0.10
6	TRQX	0.15%	+0.08
7	CHIX	0.01%	0.00
8	AQXE	0.00%	0.00

Volume Trend



Market Share Trend



Market share is based on on-book value traded during continuous trading. The share is calculated by averaging over all stocks in the index. The current value shown is for last week and the change is relative to the previous week.

Spreads

At touch

Rank	Venue	Spread (bps)	Change
1	CEUX	4.70	+1.10
2	XMAD	4.76	+1.05
3	AQEU	4.98	+0.85
4	TQEX	5.20	+0.55
5	BATE	51.50	n/a

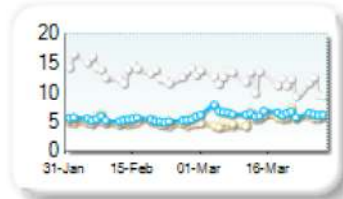
Monthly Spread Trend



25k EUR deal

Rank	Venue	Spread (bps)	Change
1	XMAD	5.21	+0.52
2	CEUX	5.47	+0.37
3	AQEU	6.29	+1.01
4	TQEX	12.46	-1.18

Monthly Spread Trend



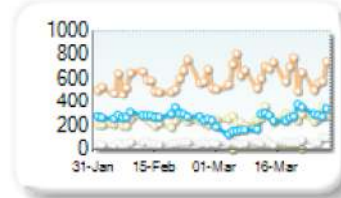
Spreads measure the bid to offer spread of the best visible orders in the book. The result is averaged over the stocks in the index and is based on measurements of the order books every 30 seconds. The value for the spread is quoted in basis points (0.01%).

Book Depths

10BPS Depth (top of book)

Rank	Venue	Depth (1K EUR)	Change
1	XMAD	639.0	+65.2
2	CEUX	268.3	+34.1
3	AQEU	247.7	-43.0
4	TQEX	65.7	+10.8
5	BATE	3.1	+0.2

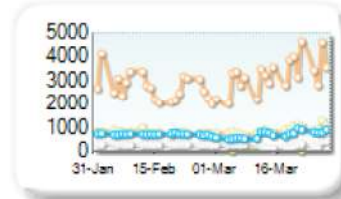
Monthly Depth Trend



50BPS Depth (deeper into book)

Rank	Venue	Depth (1K EUR)	Change
1	XMAD	3,250.5	+537.9
2	CEUX	905.8	+92.5
3	AQEU	711.0	-40.9
4	TQEX	264.7	-31.0
5	CHIX	34.6	-1.1
6	BATE	17.2	+1.2

Monthly Depth Trend



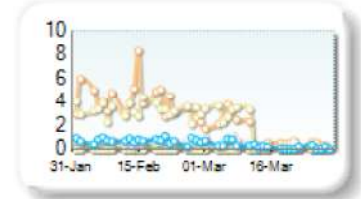
Market depth measures the amount of visible liquidity (bids and offers) in the order book within 10 or 50 BPS of mid price. The result is averaged over the stocks in the index and is based on measurements of the order book every 30 seconds. This is quoted in '000s of EUR.

Best Prices

At touch

Rank	Venue	Best Price (%)	Change
1	CEUX	1.20	-2.38
2	XMAD	1.18	-2.95
3	TQEX	0.35	-0.36
4	AQEU	0.27	-0.54
5	BATE	0.05	-0.11
6	CHIX	0.00	+0.00
7	TRQX	0.00	+0.00
8	AQXE	0.00	+0.00

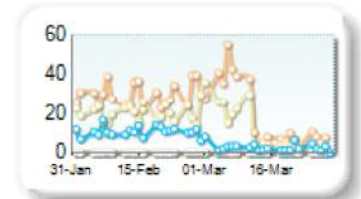
Best Prices Trend



25k EUR deal

Rank	Venue	Best Price (%)	Change
1	XMAD	18.64	-11.17
2	CEUX	10.52	-9.65
3	AQEU	2.77	-8.08
4	TQEX	0.28	-0.24
5	CHIX	0.00	+0.00
6	TRQX	0.00	+0.00
7	BATE	0.00	+0.00
8	AQXE	0.00	+0.00

Best Prices Trend

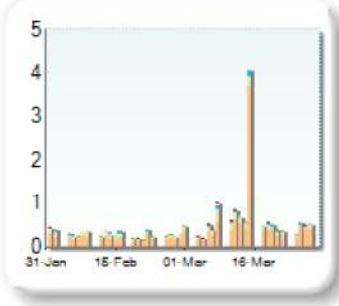


Best Price % measures how often each venue posts an absolute best price (no ties) for stocks. The result is averaged over the stocks in the index and is based on measurements of the order book every 5 seconds.

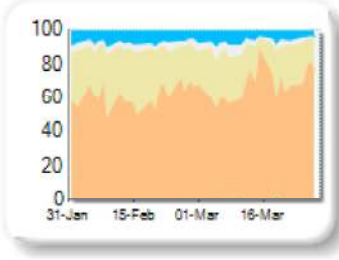
Market Share

Rank	Venue	Market Share	Change
1	XMAD	74.37%	+13.41
2	CEUX	17.20%	-10.96
3	AQEU	4.98%	-1.90
4	TQEX	3.01%	-0.66
5	BATE	0.33%	+0.08
6	TRQX	0.07%	0.00
7	CHIX	0.03%	+0.03

Volume Trend



Market Share Trend



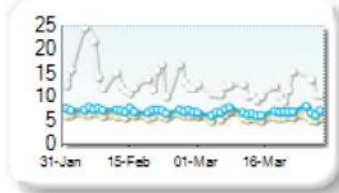
Market share is based on on-book value traded during continuous trading. The share is calculated by averaging over all stocks in the index. The current value shown is for last week and the change is relative to the previous week.

Spreads

At touch

Rank	Venue	Spread (bps)	Change
1	CEUX	5.66	-0.46
2	XMAD	5.97	-0.59
3	AQEU	6.74	-0.43
4	TQEX	12.06	-2.80
5	BATE	308.85	n/a

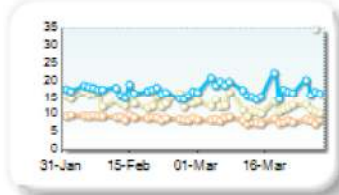
Monthly Spread Trend



25k EUR deal

Rank	Venue	Spread (bps)	Change
1	XMAD	8.15	-0.98
2	CEUX	12.11	-2.11
3	AQEU	17.35	+0.53
4	TQEX	50.13	-8.45
5	BATE	308.85	n/a

Monthly Spread Trend



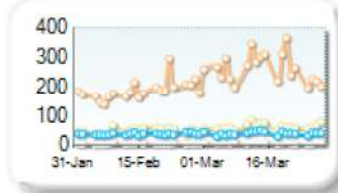
Spreads measure the bid to offer spread of the best visible orders in the book. The result is averaged over the stocks in the index and is based on measurements of the order books every 30 seconds. The value for the spread is quoted in basis points (0.01%).

Book Depths

10BPS Depth (top of book)

Rank	Venue	Depth (1K EUR)	Change
1	XMAD	260.4	+74.3
2	CEUX	63.6	+14.7
3	AQEU	40.4	0.0
4	TQEX	9.7	+3.1

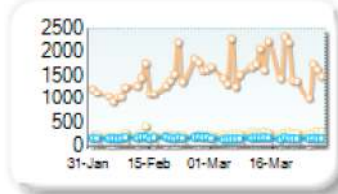
Monthly Depth Trend



50BPS Depth (deeper into book)

Rank	Venue	Depth (1K EUR)	Change
1	XMAD	1,676.5	+291.6
2	CEUX	274.7	+30.4
3	AQEU	168.0	-22.8
4	TQEX	69.9	+8.2
5	BATE	14.9	+0.5

Monthly Depth Trend



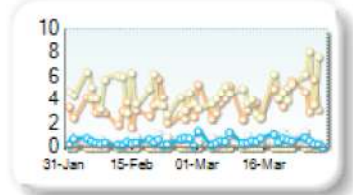
Market depth measures the amount of visible liquidity (bids and offers) in the order book within 10 or 50 BPS of mid price. The result is averaged over the stocks in the index and is based on measurements of the order book every 30 seconds. This is quoted in '000s of EUR.

Best Prices

At touch

Rank	Venue	Best Price (%)	Change
1	CEUX	4.65	+0.35
2	XMAD	3.93	+0.86
3	TQEX	0.66	-0.08
4	AQEU	0.58	+0.15
5	BATE	0.00	0.00
6	CHIX	0.00	0.00
7	TRQX	0.00	+0.00
8	AQXE	0.00	+0.00

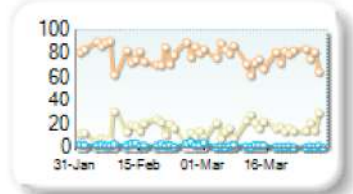
Best Prices Trend



25k EUR deal

Rank	Venue	Best Price (%)	Change
1	XMAD	77.49	-2.36
2	CEUX	17.20	+2.80
3	AQEU	1.27	-1.19
4	TQEX	0.22	+0.15
5	CHIX	0.00	+0.00
6	TRQX	0.00	+0.00
7	BATE	0.00	+0.00
8	AQXE	0.00	+0.00

Best Prices Trend

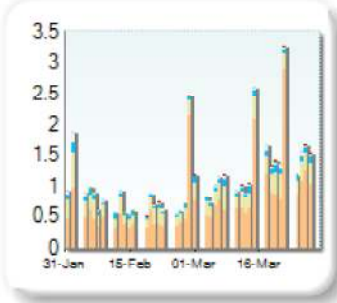


Best Price % measures how often each venue posts an absolute best price (no ties) for stocks. The result is averaged over the stocks in the index and is based on measurements of the order book every 5 seconds.

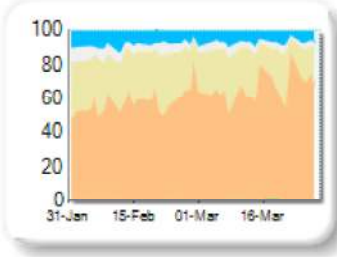
Market Share

Rank	Venue	Market Share	Change
1	XMAD	68.86%	+8.25
2	CEUX	20.68%	-5.47
3	AQEU	6.11%	-1.18
4	TQEX	3.64%	-1.76
5	BATE	0.55%	+0.15
6	TRQX	0.15%	+0.00
7	CHIX	0.02%	+0.01
8	AQXE	0.00%	+0.00

Volume Trend



Market Share Trend



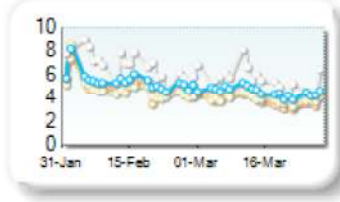
Market share is based on on-book value traded during continuous trading. The share is calculated by averaging over all stocks in the index. The current value shown is for last week and the change is relative to the previous week.

Spreads

At touch

Rank	Venue	Spread (bps)	Change
1	XMAD	3.78	-1.13
2	CEUX	3.90	-0.83
3	AQEU	4.55	-0.90
4	TQEX	5.57	-1.81

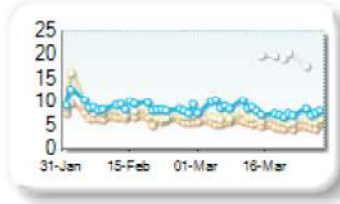
Monthly Spread Trend



25k EUR deal

Rank	Venue	Spread (bps)	Change
1	XMAD	5.09	-1.44
2	CEUX	6.45	-1.67
3	AQEU	8.25	-0.81
4	TQEX	28.34	-7.74

Monthly Spread Trend



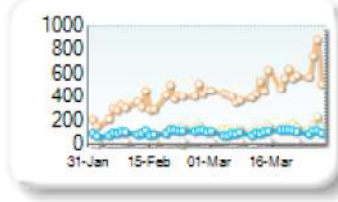
Spreads measure the bid to offer spread of the best visible orders in the book. The result is averaged over the stocks in the index and is based on measurements of the order books every 30 seconds. The value for the spread is quoted in basis points (0.01%).

Book Depths

10BPS Depth (top of book)

Rank	Venue	Depth (1K EUR)	Change
1	XMAD	521.3	+166.1
2	CEUX	138.0	+28.6
3	AQEU	101.5	-4.4
4	TQEX	30.4	+8.2
5	BATE	1.4	+0.2

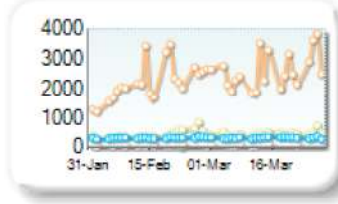
Monthly Depth Trend



50BPS Depth (deeper into book)

Rank	Venue	Depth (1K EUR)	Change
1	XMAD	2,594.9	+374.3
2	CEUX	468.2	+23.8
3	AQEU	329.9	-13.5
4	TQEX	118.9	+16.2
5	BATE	13.8	+1.3
6	CHIX	0.7	+0.0

Monthly Depth Trend



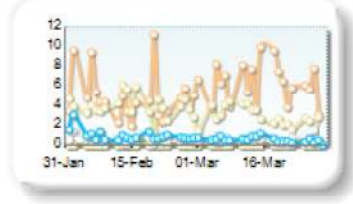
Market depth measures the amount of visible liquidity (bids and offers) in the order book within 10 or 50 BPS of mid price. The result is averaged over the stocks in the index and is based on measurements of the order book every 30 seconds. This is quoted in '000s of EUR.

Best Prices

At touch

Rank	Venue	Best Price (%)	Change
1	XMAD	6.33	-1.16
2	CEUX	2.89	-1.13
3	TQEX	0.74	+0.03
4	AQEU	0.58	-0.48
5	BATE	0.15	-0.09
6	CHIX	0.00	+0.00
7	TRQX	0.00	+0.00
8	AQXE	0.00	+0.00

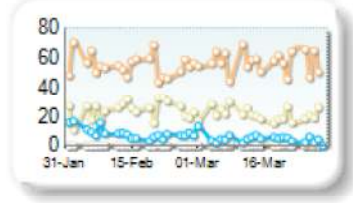
Best Prices Trend



25k EUR deal

Rank	Venue	Best Price (%)	Change
1	XMAD	57.13	+2.28
2	CEUX	21.31	-3.07
3	AQEU	4.80	-3.70
4	TQEX	1.01	+0.58
5	CHIX	0.00	+0.00
6	TRQX	0.00	+0.00
7	BATE	0.00	+0.00
8	AQXE	0.00	+0.00

Best Prices Trend

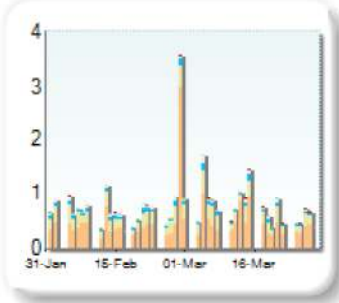


Best Price % measures how often each venue posts an absolute best price (no ties) for stocks. The result is averaged over the stocks in the index and is based on measurements of the order book every 5 seconds.

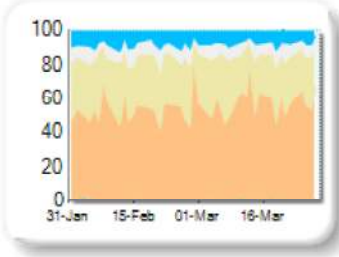
Market Share

Rank	Venue	Market Share	Change
1	XMAD	57.45%	-1.03
2	CEUX	27.68%	+0.61
3	AQEU	7.16%	-0.31
4	TQEX	7.01%	+0.56
5	BATE	0.52%	+0.20
6	TRQX	0.15%	-0.04
7	CHIX	0.03%	+0.00
8	AQXE	0.00%	0.00

Volume Trend



Market Share Trend



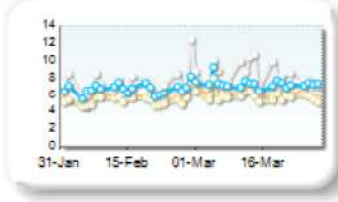
Market share is based on on-book value traded during continuous trading. The share is calculated by averaging over all stocks in the index. The current value shown is for last week and the change is relative to the previous week.

Spreads

At touch

Rank	Venue	Spread (bps)	Change
1	CEUX	5.81	+0.52
2	XMAD	6.17	+0.57
3	AQEU	7.33	+0.64
4	TQEX	8.49	+1.11

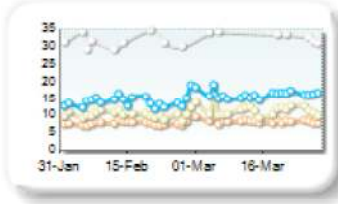
Monthly Spread Trend



25k EUR deal

Rank	Venue	Spread (bps)	Change
1	XMAD	8.43	+0.54
2	CEUX	11.68	+1.28
3	AQEU	16.31	+2.07
4	TQEX	38.93	+0.19

Monthly Spread Trend



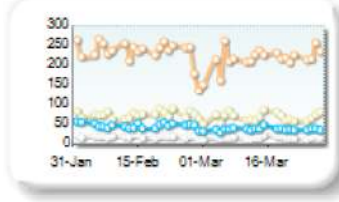
Spreads measure the bid to offer spread of the best visible orders in the book. The result is averaged over the stocks in the index and is based on measurements of the order books every 30 seconds. The value for the spread is quoted in basis points (0.01%).

Book Depths

10BPS Depth (top of book)

Rank	Venue	Depth (1K EUR)	Change
1	XMAD	218.5	-16.1
2	CEUX	68.3	-6.7
3	AQEU	38.4	-11.0
4	TQEX	17.7	-3.3
5	BATE	1.0	+0.1

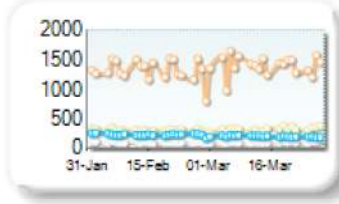
Monthly Depth Trend



50BPS Depth (deeper into book)

Rank	Venue	Depth (1K EUR)	Change
1	XMAD	1,403.3	+77.3
2	CEUX	321.4	+15.0
3	AQEU	201.1	-36.9
4	TQEX	98.0	+1.5
5	BATE	12.2	-0.6

Monthly Depth Trend



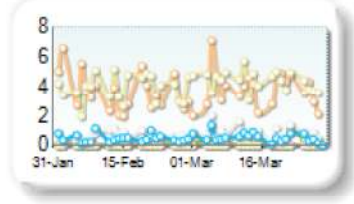
Market depth measures the amount of visible liquidity (bids and offers) in the order book within 10 or 50 BPS of mid price. The result is averaged over the stocks in the index and is based on measurements of the order book every 30 seconds. This is quoted in '000s of EUR.

Best Prices

At touch

Rank	Venue	Best Price (%)	Change
1	CEUX	4.37	+0.62
2	XMAD	3.83	+0.39
3	TQEX	0.90	+0.23
4	AQEU	0.53	+0.06
5	BATE	0.18	+0.15
6	CHIX	0.00	+0.00
7	TRQX	0.00	+0.00
8	AQXE	0.00	+0.00

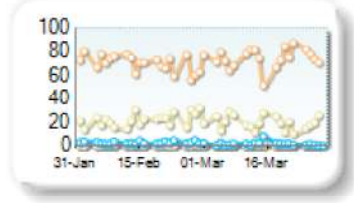
Best Prices Trend



25k EUR deal

Rank	Venue	Best Price (%)	Change
1	XMAD	74.61	+4.49
2	CEUX	19.37	-2.61
3	AQEU	1.75	-0.98
4	TQEX	0.69	+0.10
5	CHIX	0.00	+0.00
6	TRQX	0.00	+0.00
7	BATE	0.00	+0.00
8	AQXE	0.00	+0.00

Best Prices Trend

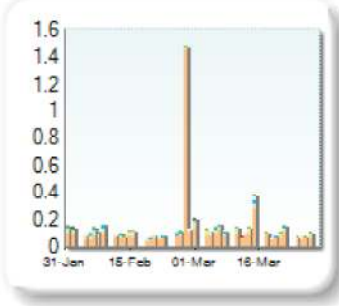


Best Price % measures how often each venue posts an absolute best price (no ties) for stocks. The result is averaged over the stocks in the index and is based on measurements of the order book every 5 seconds.

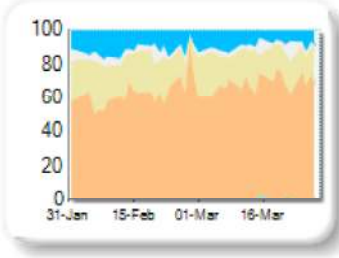
Market Share

Rank	Venue	Market Share	Change
1	XMAD	67.54%	-8.95
2	CEUX	18.47%	+5.05
3	AQEU	8.46%	+1.32
4	TQEX	4.50%	+1.61
5	TRQX	0.77%	+0.72
6	BATE	0.26%	+0.25
7	CHIX	0.00%	+0.00

Volume Trend



Market Share Trend



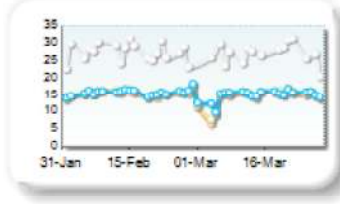
Market share is based on on-book value traded during continuous trading. The share is calculated by averaging over all stocks in the index. The current value shown is for last week and the change is relative to the previous week.

Spreads

At touch

Rank	Venue	Spread (bps)	Change
1	XMAD	14.11	-1.38
2	CEUX	14.63	-1.02
3	AQEU	14.84	-0.80
4	TQEX	30.40	+1.99

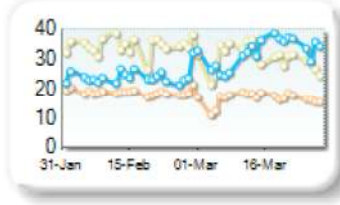
Monthly Spread Trend



25k EUR deal

Rank	Venue	Spread (bps)	Change
1	XMAD	16.64	-2.06
2	CEUX	30.24	-4.04
3	AQEU	32.08	+8.07

Monthly Spread Trend



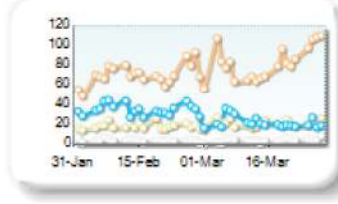
Spreads measure the bid to offer spread of the best visible orders in the book. The result is averaged over the stocks in the index and is based on measurements of the order books every 30 seconds. The value for the spread is quoted in basis points (0.01%).

Book Depths

10BPS Depth (top of book)

Rank	Venue	Depth (1K EUR)	Change
1	XMAD	83.0	+11.8
2	AQEU	22.3	-13.8
3	CEUX	21.6	+2.9
4	TQEX	4.6	+0.0
5	BATE	0.0	+0.0

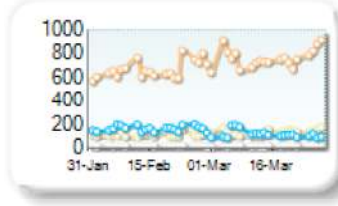
Monthly Depth Trend



50BPS Depth (deeper into book)

Rank	Venue	Depth (1K EUR)	Change
1	XMAD	763.4	+97.0
2	CEUX	133.8	+20.0
3	AQEU	119.8	-50.5
4	TQEX	27.1	-1.1
5	BATE	0.0	+0.0

Monthly Depth Trend



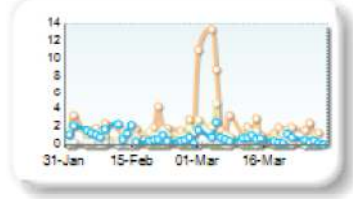
Market depth measures the amount of visible liquidity (bids and offers) in the order book within 10 or 50 BPS of mid price. The result is averaged over the stocks in the index and is based on measurements of the order book every 30 seconds. This is quoted in '000s of EUR.

Best Prices

At touch

Rank	Venue	Best Price (%)	Change
1	XMAD	3.11	+2.73
2	CEUX	1.12	-0.46
3	AQEU	0.68	-0.32
4	TQEX	0.25	-0.02
5	CHIX	0.00	+0.00
6	TRQX	0.00	+0.00
7	BATE	0.00	+0.00

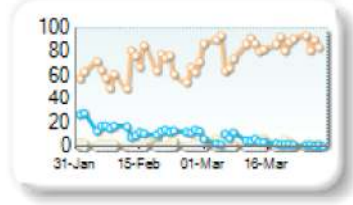
Best Prices Trend



25k EUR deal

Rank	Venue	Best Price (%)	Change
1	XMAD	84.41	+17.71
2	AQEU	3.72	-10.66
3	CEUX	3.57	+0.99
4	TQEX	0.08	-0.09
5	CHIX	0.00	+0.00
6	TRQX	0.00	+0.00
7	BATE	0.00	+0.00

Best Prices Trend

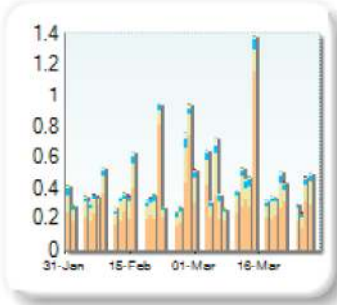


Best Price % measures how often each venue posts an absolute best price (no ties) for stocks. The result is averaged over the stocks in the index and is based on measurements of the order book every 5 seconds.

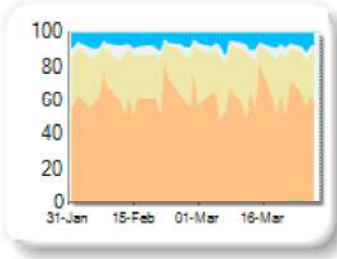
Market Share

Rank	Venue	Market Share	Change
1	XMAD	62.37%	-2.99
2	CEUX	25.60%	+2.05
3	AQEU	7.21%	+0.60
4	TQEX	4.35%	+0.15
5	BATE	0.39%	+0.20
6	TRQX	0.05%	-0.04
7	CHIX	0.03%	+0.03
8	AQXE	0.00%	+0.00

Volume Trend



Market Share Trend



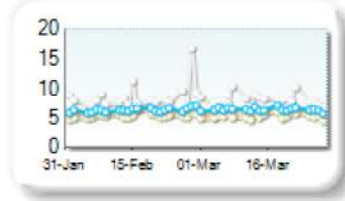
Market share is based on on-book value traded during continuous trading. The share is calculated by averaging over all stocks in the index. The current value shown is for last week and the change is relative to the previous week.

Spreads

At touch

Rank	Venue	Spread (bps)	Change
1	CEUX	5.24	-0.07
2	XMAD	5.64	-0.02
3	AQEU	6.31	+0.07
4	TQEX	8.07	-0.48
5	BATE	94.67	n/a

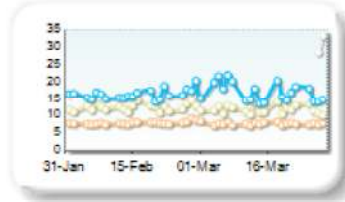
Monthly Spread Trend



25k EUR deal

Rank	Venue	Spread (bps)	Change
1	XMAD	7.64	-0.21
2	CEUX	11.76	-0.63
3	AQEU	16.84	+0.58
4	TQEX	44.50	-10.66

Monthly Spread Trend



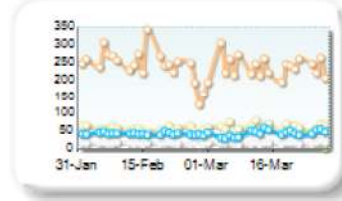
Spreads measure the bid to offer spread of the best visible orders in the book. The result is averaged over the stocks in the index and is based on measurements of the order books every 30 seconds. The value for the spread is quoted in basis points (0.01%).

Book Depths

10BPS Depth (top of book)

Rank	Venue	Depth (1K EUR)	Change
1	XMAD	236.1	-6.9
2	CEUX	62.1	+5.9
3	AQEU	43.9	-0.3
4	TQEX	15.7	+1.1
5	BATE	1.3	+0.1

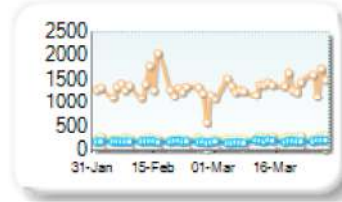
Monthly Depth Trend



50BPS Depth (deeper into book)

Rank	Venue	Depth (1K EUR)	Change
1	XMAD	1,373.8	+67.7
2	CEUX	269.1	+27.5
3	AQEU	188.8	-4.4
4	TQEX	81.5	+10.9
5	BATE	19.1	+4.5

Monthly Depth Trend



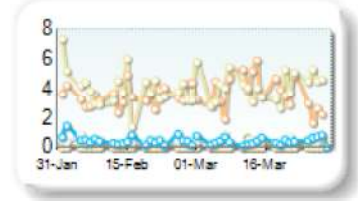
Market depth measures the amount of visible liquidity (bids and offers) in the order book within 10 or 50 BPS of mid price. The result is averaged over the stocks in the index and is based on measurements of the order book every 30 seconds. This is quoted in '000s of EUR.

Best Prices

At touch

Rank	Venue	Best Price (%)	Change
1	CEUX	4.13	+0.25
2	XMAD	3.65	+1.04
3	TQEX	0.45	+0.05
4	AQEU	0.42	-0.05
5	BATE	0.14	+0.08
6	CHIX	0.00	+0.00
7	TRQX	0.00	+0.00
8	AQXE	0.00	+0.00

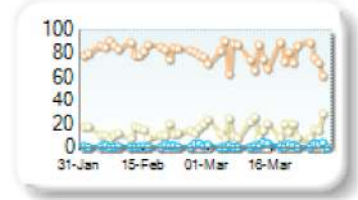
Best Prices Trend



25k EUR deal

Rank	Venue	Best Price (%)	Change
1	XMAD	77.81	-5.00
2	CEUX	15.98	+2.48
3	AQEU	1.89	+0.33
4	TQEX	0.26	+0.07
5	CHIX	0.00	+0.00
6	TRQX	0.00	+0.00
7	BATE	0.00	+0.00
8	AQXE	0.00	+0.00

Best Prices Trend

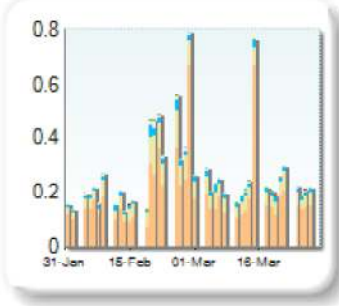


Best Price % measures how often each venue posts an absolute best price (no ties) for stocks. The result is averaged over the stocks in the index and is based on measurements of the order book every 5 seconds.

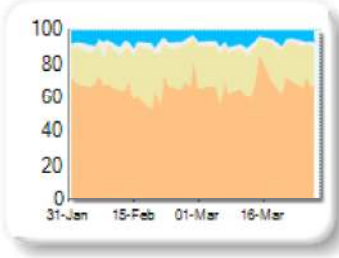
Market Share

Rank	Venue	Market Share	Change
1	XMAD	69.31%	+0.88
2	CEUX	21.11%	-0.47
3	AQEU	6.24%	+0.26
4	TQEX	2.83%	-0.77
5	BATE	0.47%	+0.18
6	TRQX	0.04%	-0.07
7	CHIX	0.00%	+0.00

Volume Trend



Market Share Trend



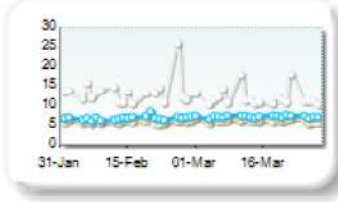
Market share is based on on-book value traded during continuous trading. The share is calculated by averaging over all stocks in the index. The current value shown is for last week and the change is relative to the previous week.

Spreads

At touch

Rank	Venue	Spread (bps)	Change
1	CEUX	6.25	+0.20
2	XMAD	6.41	+0.19
3	AQEU	7.19	+0.36
4	TQEX	12.08	-5.21

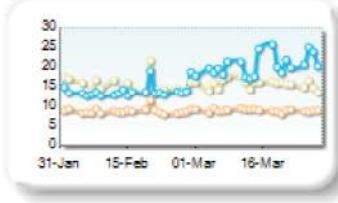
Monthly Spread Trend



25k EUR deal

Rank	Venue	Spread (bps)	Change
1	XMAD	8.97	+0.14
2	CEUX	15.99	+0.50
3	AQEU	20.59	+6.49
4	TQEX	58.75	-7.36

Monthly Spread Trend



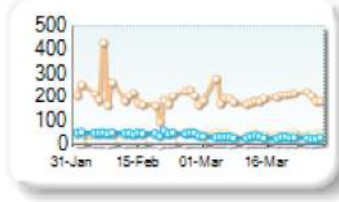
Spreads measure the bid to offer spread of the best visible orders in the book. The result is averaged over the stocks in the index and is based on measurements of the order books every 30 seconds. The value for the spread is quoted in basis points (0.01%).

Book Depths

10BPS Depth (top of book)

Rank	Venue	Depth (1K EUR)	Change
1	XMAD	197.1	-8.5
2	CEUX	42.6	+0.2
3	AQEU	30.4	-18.4
4	TQEX	7.5	+1.0
5	BATE	1.2	+0.0

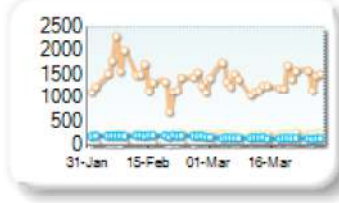
Monthly Depth Trend



50BPS Depth (deeper into book)

Rank	Venue	Depth (1K EUR)	Change
1	XMAD	1,366.5	-54.3
2	CEUX	229.3	+9.7
3	AQEU	151.7	-55.0
4	TQEX	68.1	+6.7
5	BATE	11.7	-3.3

Monthly Depth Trend



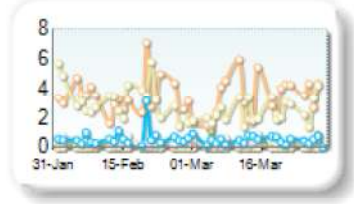
Market depth measures the amount of visible liquidity (bids and offers) in the order book within 10 or 50 BPS of mid price. The result is averaged over the stocks in the index and is based on measurements of the order book every 30 seconds. This is quoted in '000s of EUR.

Best Prices

At touch

Rank	Venue	Best Price (%)	Change
1	XMAD	3.29	+0.40
2	CEUX	2.42	-0.52
3	AQEU	0.48	-0.07
4	TQEX	0.38	+0.24
5	BATE	0.24	+0.06
6	CHIX	0.00	+0.00
7	TRQX	0.00	+0.00
8	AQXE	0.00	+0.00

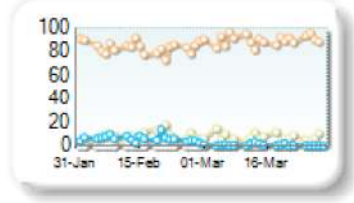
Best Prices Trend



25k EUR deal

Rank	Venue	Best Price (%)	Change
1	XMAD	89.77	+6.12
2	CEUX	7.45	-0.24
3	AQEU	0.88	-5.48
4	TQEX	0.14	+0.13
5	CHIX	0.00	+0.00
6	TRQX	0.00	+0.00
7	BATE	0.00	+0.00
8	AQXE	0.00	+0.00

Best Prices Trend



Best Price % measures how often each venue posts an absolute best price (no ties) for stocks. The result is averaged over the stocks in the index and is based on measurements of the order book every 5 seconds.

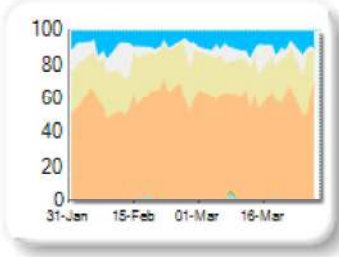
Market Share

Rank	Venue	Market Share	Change
1	XMAD	61.36%	+1.27
2	CEUX	22.25%	-2.51
3	AQEU	9.50%	+1.98
4	TQEX	6.16%	-1.13
5	TRQX	0.39%	+0.14
6	BATE	0.34%	+0.25
7	AQXE	0.00%	0.00
8	CHIX	0.00%	0.00

Volume Trend



Market Share Trend



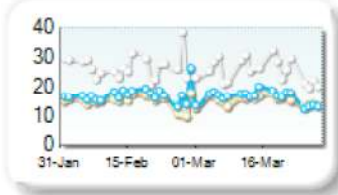
Market share is based on on-book value traded during continuous trading. The share is calculated by averaging over all stocks in the index. The current value shown is for last week and the change is relative to the previous week.

Spreads

At touch

Rank	Venue	Spread (bps)	Change
1	XMAD	15.19	+0.27
2	CEUX	15.34	+0.34
3	AQEU	16.27	-0.81
4	TQEX	25.47	-3.18

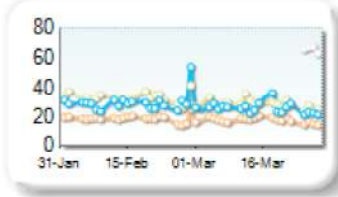
Monthly Spread Trend



25k EUR deal

Rank	Venue	Spread (bps)	Change
1	XMAD	17.54	-1.06
2	AQEU	25.50	-3.89
3	CEUX	28.41	-4.42
4	TQEX	69.99	-13.53

Monthly Spread Trend



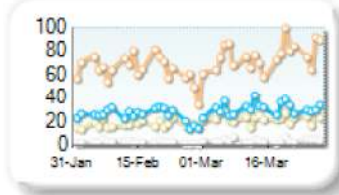
Spreads measure the bid to offer spread of the best visible orders in the book. The result is averaged over the stocks in the index and is based on measurements of the order books every 30 seconds. The value for the spread is quoted in basis points (0.01%).

Book Depths

10BPS Depth (top of book)

Rank	Venue	Depth (1K EUR)	Change
1	XMAD	75.9	+11.6
2	AQEU	31.1	+4.5
3	CEUX	22.5	+4.8
4	TQEX	4.2	+1.3

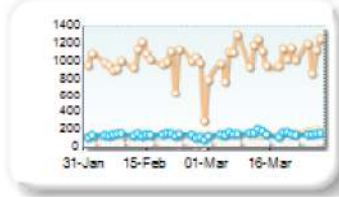
Monthly Depth Trend



50BPS Depth (deeper into book)

Rank	Venue	Depth (1K EUR)	Change
1	XMAD	1,063.2	+89.7
2	AQEU	154.5	+11.5
3	CEUX	153.1	+33.5
4	TQEX	41.1	+6.3

Monthly Depth Trend



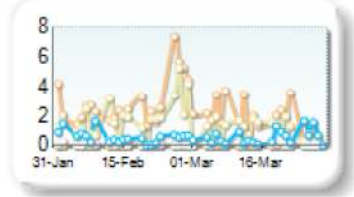
Market depth measures the amount of visible liquidity (bids and offers) in the order book within 10 or 50 BPS of mid price. The result is averaged over the stocks in the index and is based on measurements of the order book every 30 seconds. This is quoted in '000s of EUR.

Best Prices

At touch

Rank	Venue	Best Price (%)	Change
1	XMAD	1.77	-1.23
2	CEUX	1.03	-0.87
3	AQEU	0.56	-0.03
4	TQEX	0.07	-0.03
5	CHIX	0.00	+0.00
6	TRQX	0.00	+0.00
7	BATE	0.00	+0.00
8	AQXE	0.00	+0.00

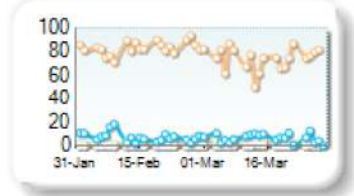
Best Prices Trend



25k EUR deal

Rank	Venue	Best Price (%)	Change
1	XMAD	74.00	-9.10
2	AQEU	6.62	-0.84
3	CEUX	3.86	-0.19
4	TQEX	0.31	+0.26
5	CHIX	0.00	+0.00
6	TRQX	0.00	+0.00
7	BATE	0.00	+0.00
8	AQXE	0.00	+0.00

Best Prices Trend

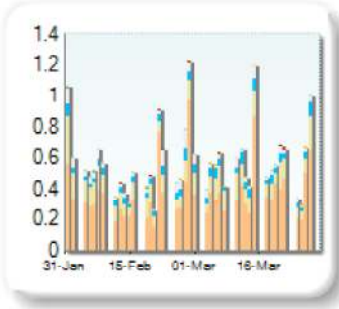


Best Price % measures how often each venue posts an absolute best price (no ties) for stocks. The result is averaged over the stocks in the index and is based on measurements of the order book every 5 seconds.

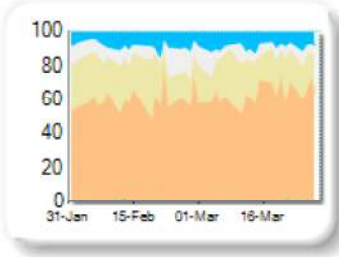
Market Share

Rank	Venue	Market Share	Change
1	XMAD	63.96%	+2.29
2	CEUX	20.74%	-0.63
3	AQEU	8.41%	+0.94
4	TQEX	6.26%	-2.53
5	BATE	0.32%	+0.06
6	ENXT	0.20%	-0.14
7	TRQX	0.06%	-0.03
8	CHIX	0.04%	+0.04
9	AQXE	0.00%	+0.00

Volume Trend



Market Share Trend



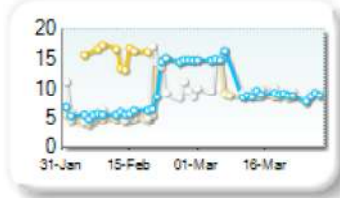
Market share is based on on-book value traded during continuous trading. The share is calculated by averaging over all stocks in the index. The current value shown is for last week and the change is relative to the previous week.

Spreads

At touch

Rank	Venue	Spread (bps)	Change
1	CEUX	9.87	+1.87
2	XMAD	9.87	+1.65
3	TQEX	10.86	+2.91
4	AQEU	10.92	+2.51
5	ENXT	30.26	+10.40

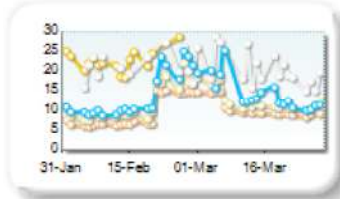
Monthly Spread Trend



25k EUR deal

Rank	Venue	Spread (bps)	Change
1	XMAD	10.48	+1.10
2	CEUX	12.48	+0.73
3	AQEU	15.59	+1.84
4	TQEX	22.47	-2.93
5	ENXT	37.17	+11.94

Monthly Spread Trend



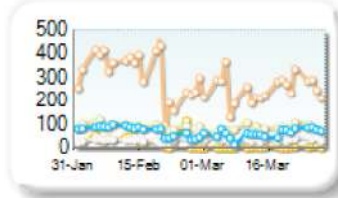
Spreads measure the bid to offer spread of the best visible orders in the book. The result is averaged over the stocks in the index and is based on measurements of the order books every 30 seconds. The value for the spread is quoted in basis points (0.01%).

Book Depths

10BPS Depth (top of book)

Rank	Venue	Depth (1K EUR)	Change
1	XMAD	251.5	-62.6
2	CEUX	82.8	-7.5
3	AQEU	63.2	-12.6
4	TQEX	35.3	+1.2
5	ENXT	2.5	-26.5
6	BATE	2.3	+0.2

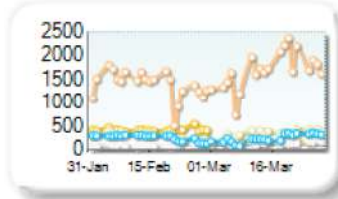
Monthly Depth Trend



50BPS Depth (deeper into book)

Rank	Venue	Depth (1K EUR)	Change
1	XMAD	1,692.8	+302.9
2	CEUX	340.2	+51.0
3	AQEU	248.6	-23.2
4	ENXT	166.7	-257.3
5	TQEX	149.6	+54.9
6	BATE	9.7	+2.5

Monthly Depth Trend




Market depth measures the amount of visible liquidity (bids and offers) in the order book within 10 or 50 BPS of mid price. The result is averaged over the stocks in the index and is based on measurements of the order book every 30 seconds. This is quoted in '000s of EUR.

Best Prices

At touch

Rank	Venue	Best Price (%)	Change
1	TQEX	7.97	-19.13
2	XMAD	0.77	-1.07
3	CEUX	0.59	-1.97
4	AQEU	0.30	-3.67
5	BATE	0.05	-0.04
6	CHIX	0.00	+0.00
7	TRQX	0.00	+0.00
8	AQXE	0.00	+0.00

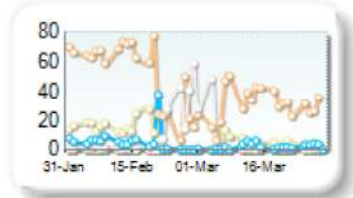
Best Prices Trend



25k EUR deal

Rank	Venue	Best Price (%)	Change
1	XMAD	31.17	-21.55
2	TQEX	4.53	-5.38
3	CEUX	4.35	-6.98
4	AQEU	2.34	-3.36
5	CHIX	0.00	+0.00
6	TRQX	0.00	+0.00
7	BATE	0.00	+0.00
8	AQXE	0.00	+0.00

Best Prices Trend

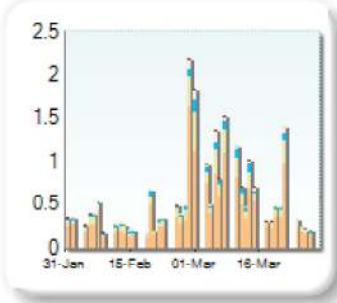


Best Price % measures how often each venue posts an absolute best price (no ties) for stocks. The result is averaged over the stocks in the index and is based on measurements of the order book every 5 seconds.

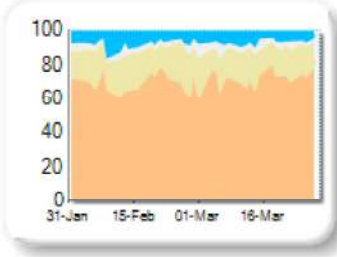
Market Share

Rank	Venue	Market Share	Change
1	XMAD	69.44%	-1.09
2	CEUX	18.45%	-0.39
3	AQEU	6.91%	+0.43
4	TQEX	4.82%	+0.94
5	BATE	0.27%	+0.15
6	CHIX	0.06%	+0.03
7	TRQX	0.05%	-0.06
8	AQXE	0.00%	0.00

Volume Trend



Market Share Trend



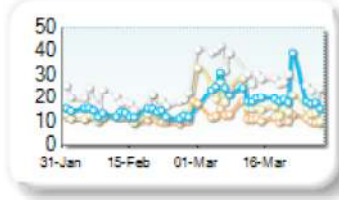
Market share is based on on-book value traded during continuous trading. The share is calculated by averaging over all stocks in the index. The current value shown is for last week and the change is relative to the previous week.

Spreads

At touch

Rank	Venue	Spread (bps)	Change
1	XMAD	11.95	+0.61
2	CEUX	18.47	+3.22
3	AQEU	23.19	+7.43
4	TQEX	39.96	+18.43

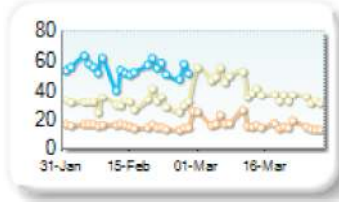
Monthly Spread Trend



25k EUR deal

Rank	Venue	Spread (bps)	Change
1	XMAD	16.76	+0.95
2	CEUX	40.69	+6.91
3	AQEU	97.12	+42.70
4	TQEX	125.35	+32.33

Monthly Spread Trend



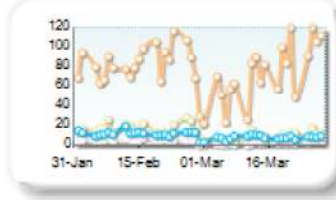
Spreads measure the bid to offer spread of the best visible orders in the book. The result is averaged over the stocks in the index and is based on measurements of the order books every 30 seconds. The value for the spread is quoted in basis points (0.01%).

Book Depths

10BPS Depth (top of book)

Rank	Venue	Depth (1K EUR)	Change
1	XMAD	73.5	-8.4
2	CEUX	9.5	-7.0
3	AQEU	8.0	-4.2
4	TQEX	2.5	-2.3

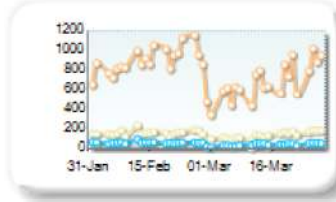
Monthly Depth Trend



50BPS Depth (deeper into book)

Rank	Venue	Depth (1K EUR)	Change
1	XMAD	693.5	-189.2
2	CEUX	140.8	-17.9
3	AQEU	46.1	-19.5
4	TQEX	40.8	-14.4

Monthly Depth Trend



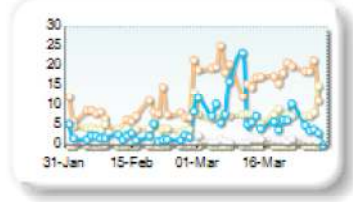
Market depth measures the amount of visible liquidity (bids and offers) in the order book within 10 or 50 BPS of mid price. The result is averaged over the stocks in the index and is based on measurements of the order book every 30 seconds. This is quoted in '000s of EUR.

Best Prices

At touch

Rank	Venue	Best Price (%)	Change
1	XMAD	18.19	+12.58
2	CEUX	7.82	+2.24
3	AQEU	7.34	+4.52
4	TQEX	1.37	+0.52
5	CHIX	0.00	+0.00
6	TRQX	0.00	+0.00
7	BATE	0.00	+0.00
8	AQXE	0.00	+0.00

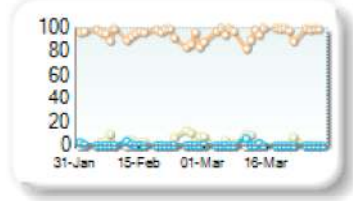
Best Prices Trend



25k EUR deal

Rank	Venue	Best Price (%)	Change
1	XMAD	95.89	+1.92
2	CEUX	2.78	-1.43
3	AQEU	0.59	-0.23
4	TQEX	0.02	-0.01
5	CHIX	0.00	+0.00
6	TRQX	0.00	+0.00
7	BATE	0.00	+0.00
8	AQXE	0.00	+0.00

Best Prices Trend



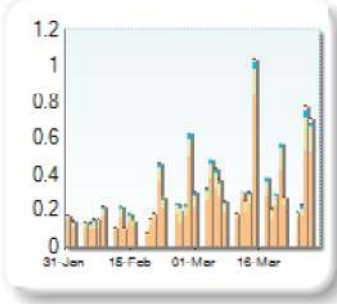
Best Price % measures how often each venue posts an absolute best price (no ties) for stocks. The result is averaged over the stocks in the index and is based on measurements of the order book every 5 seconds.

International Consolidated Airlines Group SA

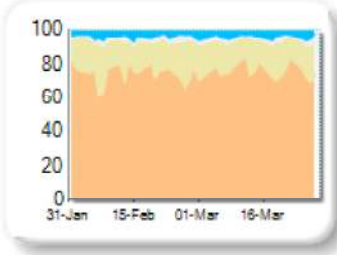
Market Share

Rank	Venue	Market Share	Change
1	XMAD	74.98%	+0.96
2	CEUX	18.32%	-1.16
3	AQEU	4.03%	+0.12
4	TQEX	2.35%	-0.09
5	BATE	0.25%	+0.13
6	CHIX	0.07%	+0.04
7	TRQX	0.01%	+0.00

Volume Trend



Market Share Trend



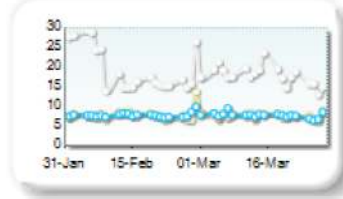
Market share is based on on-book value traded during continuous trading. The share is calculated by averaging over all stocks in the index. The current value shown is for last week and the change is relative to the previous week.

Spreads

At touch

Rank	Venue	Spread (bps)	Change
1	CEUX	7.62	-0.16
2	XMAD	7.70	-0.12
3	AQEU	7.73	-0.05
4	TQEX	18.09	-1.56
5	CHIX	76.13	-20.83
6	BATE	80.57	+14.66

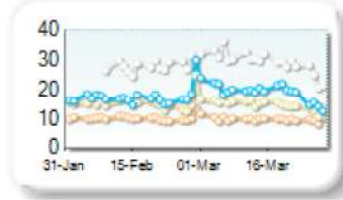
Monthly Spread Trend



25k EUR deal

Rank	Venue	Spread (bps)	Change
1	XMAD	9.78	-0.35
2	CEUX	14.75	-0.63
3	AQEU	19.05	+1.69
4	TQEX	29.24	-5.44

Monthly Spread Trend



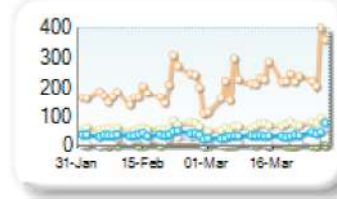
Spreads measure the bid to offer spread of the best visible orders in the book. The result is averaged over the stocks in the index and is based on measurements of the order books every 30 seconds. The value for the spread is quoted in basis points (0.01%).

Book Depths

10BPS Depth (top of book)

Rank	Venue	Depth (1K EUR)	Change
1	XMAD	234.9	+46.6
2	CEUX	70.8	+9.7
3	AQEU	37.3	-3.1
4	TQEX	16.9	-3.5
5	BATE	1.2	+0.3
6	CHIX	1.0	0.0

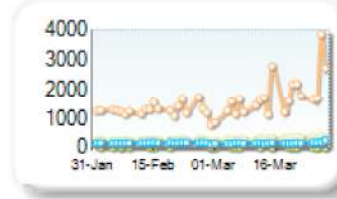
Monthly Depth Trend



50BPS Depth (deeper into book)

Rank	Venue	Depth (1K EUR)	Change
1	XMAD	1,761.3	+474.1
2	CEUX	318.3	+58.2
3	TQEX	172.2	+32.9
4	AQEU	165.6	-9.1
5	BATE	11.2	+3.1
6	CHIX	10.8	+5.2

Monthly Depth Trend



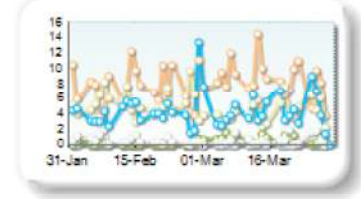
Market depth measures the amount of visible liquidity (bids and offers) in the order book within 10 or 50 BPS of mid price. The result is averaged over the stocks in the index and is based on measurements of the order book every 30 seconds. This is quoted in '000s of EUR.

Best Prices

At touch

Rank	Venue	Best Price (%)	Change
1	XMAD	8.64	+1.07
2	CEUX	4.39	-1.68
3	AQEU	4.32	+0.86
4	BATE	0.77	+0.41
5	TQEX	0.64	+0.21
6	CHIX	0.07	+0.02
7	TRQX	0.00	+0.00

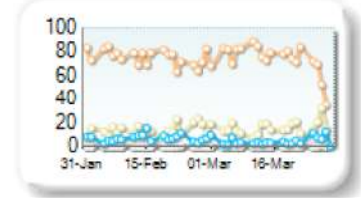
Best Prices Trend



25k EUR deal

Rank	Venue	Best Price (%)	Change
1	XMAD	74.32	-1.30
2	CEUX	16.04	+2.32
3	AQEU	4.57	-2.54
4	TQEX	0.18	+0.00
5	CHIX	0.00	+0.00
6	TRQX	0.00	+0.00
7	BATE	0.00	+0.00

Best Prices Trend

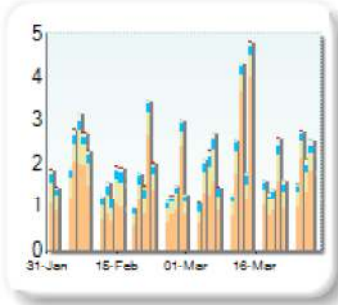


Best Price % measures how often each venue posts an absolute best price (no ties) for stocks. The result is averaged over the stocks in the index and is based on measurements of the order book every 5 seconds.

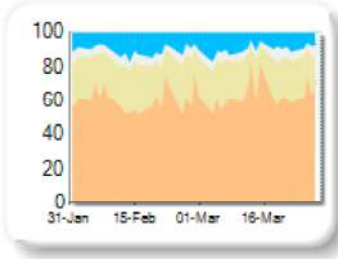
Market Share

Rank	Venue	Market Share	Change
1	XMAD	67.37%	+4.09
2	CEUX	19.57%	-2.75
3	AQEU	8.18%	-0.90
4	TQEX	4.64%	-0.27
5	BATE	0.18%	-0.07
6	TRQX	0.07%	-0.09
7	AQXE	0.00%	+0.00
8	CHIX	0.00%	-0.01

Volume Trend



Market Share Trend



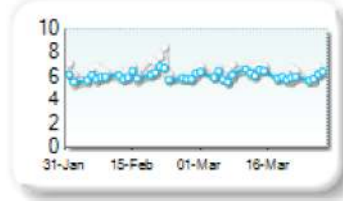
Market share is based on on-book value traded during continuous trading. The share is calculated by averaging over all stocks in the index. The current value shown is for last week and the change is relative to the previous week.

Spreads

At touch

Rank	Venue	Spread (bps)	Change
1	CEUX	6.01	+0.06
2	AQEU	6.10	+0.04
3	XMAD	6.10	+0.06
4	TQEX	6.63	-0.09
5	BATE	65.65	+16.15

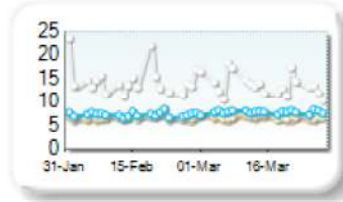
Monthly Spread Trend



25k EUR deal

Rank	Venue	Spread (bps)	Change
1	XMAD	6.50	+0.02
2	CEUX	6.90	-0.03
3	AQEU	7.77	+0.49
4	TQEX	13.72	-2.03

Monthly Spread Trend



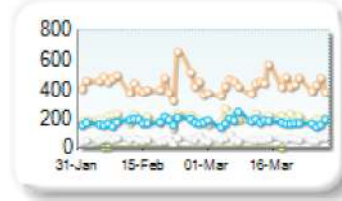
Spreads measure the bid to offer spread of the best visible orders in the book. The result is averaged over the stocks in the index and is based on measurements of the order books every 30 seconds. The value for the spread is quoted in basis points (0.01%).

Book Depths

10BPS Depth (top of book)

Rank	Venue	Depth (1K EUR)	Change
1	XMAD	434.8	-4.5
2	CEUX	201.4	+5.4
3	AQEU	175.5	-7.4
4	TQEX	62.4	+4.0
5	BATE	3.9	-0.8
6	CHIX	0.0	+0.0

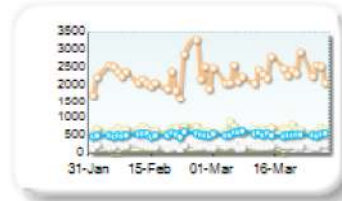
Monthly Depth Trend



50BPS Depth (deeper into book)

Rank	Venue	Depth (1K EUR)	Change
1	XMAD	2,347.9	+129.4
2	CEUX	670.8	+22.4
3	AQEU	532.8	-2.4
4	TQEX	195.4	+9.2
5	CHIX	21.6	+3.5
6	BATE	16.0	+0.1

Monthly Depth Trend



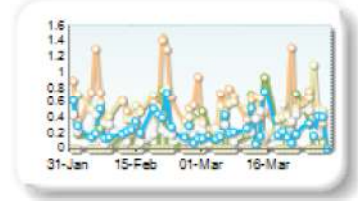
Market depth measures the amount of visible liquidity (bids and offers) in the order book within 10 or 50 BPS of mid price. The result is averaged over the stocks in the index and is based on measurements of the order book every 30 seconds. This is quoted in '000s of EUR.

Best Prices

At touch

Rank	Venue	Best Price (%)	Change
1	XMAD	0.54	-0.19
2	CEUX	0.50	+0.05
3	TQEX	0.30	+0.05
4	BATE	0.26	-0.04
5	AQEU	0.25	-0.14
6	CHIX	0.00	+0.00
7	TRQX	0.00	+0.00
8	AQXE	0.00	+0.00

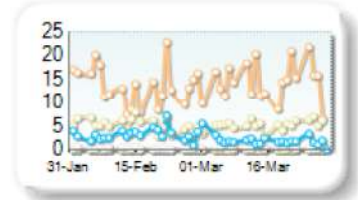
Best Prices Trend



25k EUR deal

Rank	Venue	Best Price (%)	Change
1	XMAD	14.58	+0.94
2	CEUX	5.30	-0.05
3	AQEU	2.01	-1.28
4	TQEX	0.61	+0.18
5	BATE	0.00	+0.00
6	CHIX	0.00	+0.00
7	TRQX	0.00	+0.00
8	AQXE	0.00	+0.00

Best Prices Trend

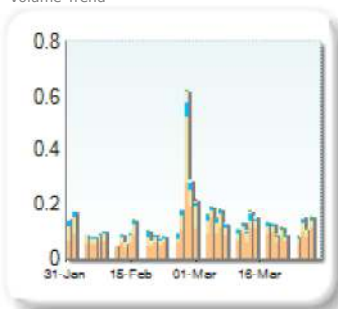


Best Price % measures how often each venue posts an absolute best price (no ties) for stocks. The result is averaged over the stocks in the index and is based on measurements of the order book every 5 seconds.

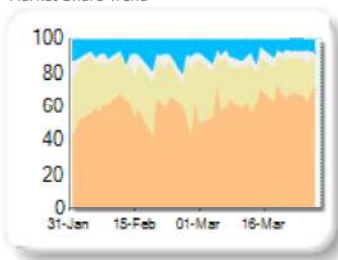
Market Share

Rank	Venue	Market Share	Change
1	XMAD	63.80%	+8.42
2	CEUX	23.07%	-5.80
3	AQEU	8.26%	-1.79
4	TQEX	4.63%	-1.01
5	BATE	0.16%	+0.13
6	TRQX	0.07%	+0.05
7	CHIX	0.00%	+0.00

Volume Trend



Market Share Trend

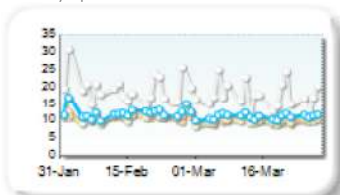


Spreads

At touch

Rank	Venue	Spread (bps)	Change
1	XMAD	9.89	-1.14
2	CEUX	10.02	-1.14
3	AQEU	11.12	-1.11
4	TQEX	17.55	-3.96

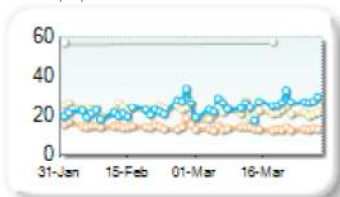
Monthly Spread Trend



25k EUR deal

Rank	Venue	Spread (bps)	Change
1	XMAD	13.31	-1.39
2	CEUX	21.62	-2.51
3	AQEU	25.52	+2.92
4	TQEX	104.90	+47.80

Monthly Spread Trend

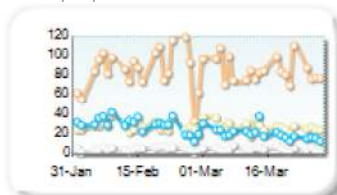


Book Depths

10BPS Depth (top of book)

Rank	Venue	Depth (1K EUR)	Change
1	XMAD	86.1	+0.4
2	CEUX	27.7	-0.1
3	AQEU	20.7	-10.0
4	TQEX	5.7	-0.1

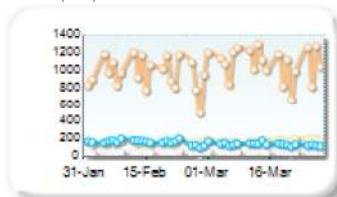
Monthly Depth Trend



50BPS Depth (deeper into book)

Rank	Venue	Depth (1K EUR)	Change
1	XMAD	1,076.9	+113.2
2	CEUX	173.2	+24.6
3	AQEU	136.2	-30.8
4	TQEX	42.4	+1.9

Monthly Depth Trend

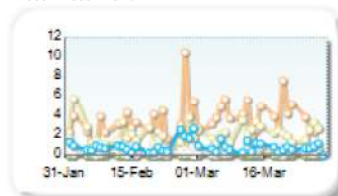


Best Prices

At touch

Rank	Venue	Best Price (%)	Change
1	XMAD	3.91	+1.24
2	CEUX	2.31	+0.23
3	AQEU	0.79	-0.25
4	TQEX	0.36	+0.13
5	CHIX	0.00	+0.00
6	TRQX	0.00	+0.00
7	BATE	0.00	0.00

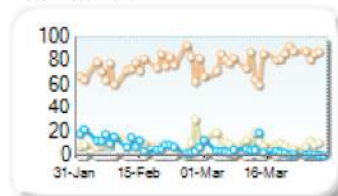
Best Prices Trend



25k EUR deal

Rank	Venue	Best Price (%)	Change
1	XMAD	80.29	+5.20
2	CEUX	9.99	+1.52
3	AQEU	3.98	-5.75
4	TQEX	0.35	+0.19
5	CHIX	0.00	+0.00
6	TRQX	0.00	+0.00
7	BATE	0.00	+0.00

Best Prices Trend



Market share is based on on-book value traded during continuous trading. The share is calculated by averaging over all stocks in the index. The current value shown is for last week and the change is relative to the previous week.

Spreads measure the bid to offer spread of the best visible orders in the book. The result is averaged over the stocks in the index and is based on measurements of the order books every 30 seconds. The value for the spread is quoted in basis points (0.01%).

Market depth measures the amount of visible liquidity (bids and offers) in the order book within 10 or 50 BPS of mid price. The result is averaged over the stocks in the index and is based on measurements of the order book every 30 seconds. This is quoted in '000s of EUR.

Best Price % measures how often each venue posts an absolute best price (no ties) for stocks. The result is averaged over the stocks in the index and is based on measurements of the order book every 5 seconds.

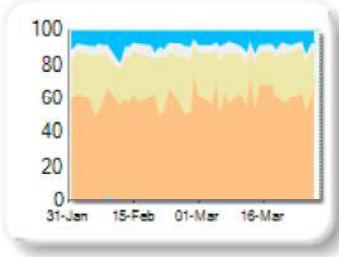
Market Share

Rank	Venue	Market Share	Change
1	XMAD	63.67%	+4.50
2	CEUX	23.17%	-2.95
3	AQEU	7.95%	-0.39
4	TQEX	4.92%	-0.81
5	BATE	0.21%	-0.10
6	TRQX	0.05%	-0.27
7	CHIX	0.02%	+0.01
8	AQXE	0.00%	+0.00

Volume Trend



Market Share Trend



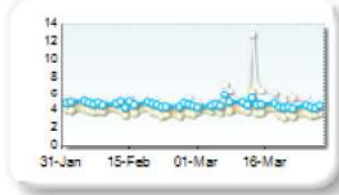
Market share is based on on-book value traded during continuous trading. The share is calculated by averaging over all stocks in the index. The current value shown is for last week and the change is relative to the previous week.

Spreads

At touch

Rank	Venue	Spread (bps)	Change
1	CEUX	3.99	+0.09
2	XMAD	4.18	-0.04
3	AQEU	4.67	-0.07
4	TQEX	5.74	+0.81
5	BATE	68.29	+24.89

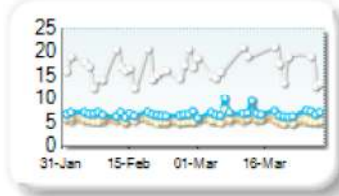
Monthly Spread Trend



25k EUR deal

Rank	Venue	Spread (bps)	Change
1	XMAD	5.30	+0.03
2	CEUX	5.86	+0.34
3	AQEU	7.05	+0.34
4	TQEX	21.02	+4.59

Monthly Spread Trend



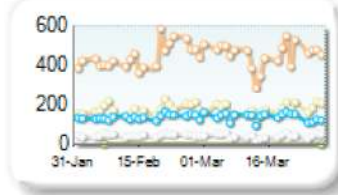
Spreads measure the bid to offer spread of the best visible orders in the book. The result is averaged over the stocks in the index and is based on measurements of the order books every 30 seconds. The value for the spread is quoted in basis points (0.01%).

Book Depths

10BPS Depth (top of book)

Rank	Venue	Depth (1K EUR)	Change
1	XMAD	455.8	+8.9
2	CEUX	174.3	-3.3
3	AQEU	137.8	-5.2
4	TQEX	43.8	-3.8
5	BATE	1.8	-0.4

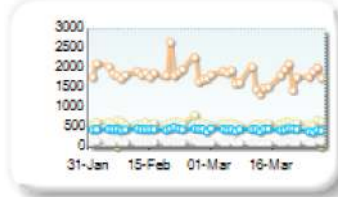
Monthly Depth Trend



50BPS Depth (deeper into book)

Rank	Venue	Depth (1K EUR)	Change
1	XMAD	1,781.1	-141.9
2	CEUX	598.3	-24.0
3	AQEU	443.8	-33.1
4	TQEX	135.9	-7.7
5	CHIX	93.8	+4.7
6	BATE	13.1	-7.5

Monthly Depth Trend



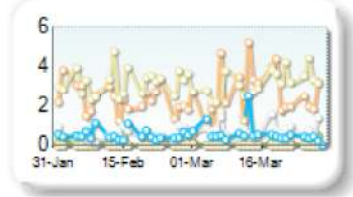
Market depth measures the amount of visible liquidity (bids and offers) in the order book within 10 or 50 BPS of mid price. The result is averaged over the stocks in the index and is based on measurements of the order book every 30 seconds. This is quoted in '000s of EUR.

Best Prices

At touch

Rank	Venue	Best Price (%)	Change
1	CEUX	3.08	-0.25
2	XMAD	2.64	+0.21
3	TQEX	0.80	+0.04
4	AQEU	0.58	-0.04
5	BATE	0.10	-0.05
6	CHIX	0.00	+0.00
7	TRQX	0.00	+0.00
8	AQXE	0.00	+0.00

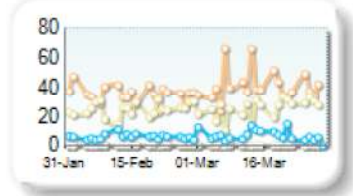
Best Prices Trend



25k EUR deal

Rank	Venue	Best Price (%)	Change
1	XMAD	41.02	+5.98
2	CEUX	25.42	+0.74
3	AQEU	7.04	+0.84
4	TQEX	1.03	+0.01
5	CHIX	0.00	+0.00
6	TRQX	0.00	+0.00
7	BATE	0.00	0.00
8	AQXE	0.00	+0.00

Best Prices Trend



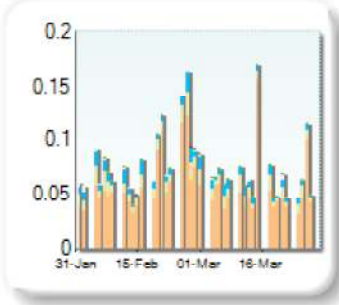
Best Price % measures how often each venue posts an absolute best price (no ties) for stocks. The result is averaged over the stocks in the index and is based on measurements of the order book every 5 seconds.

Cia de Distribucion Integral Logista Holdings SAU

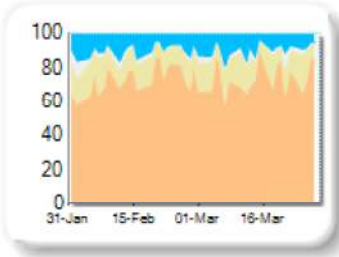
Market Share

Rank	Venue	Market Share	Change
1	XMAD	75.56%	+1.31
2	CEUX	13.00%	-0.94
3	AQEU	8.92%	-0.61
4	TQEX	2.30%	+0.05
5	BATE	0.20%	+0.17
6	TRQX	0.02%	+0.02

Volume Trend



Market Share Trend



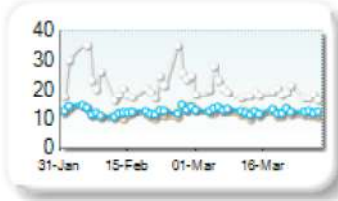
Market share is based on on-book value traded during continuous trading. The share is calculated by averaging over all stocks in the index. The current value shown is for last week and the change is relative to the previous week.

Spreads

At touch

Rank	Venue	Spread (bps)	Change
1	XMAD	11.63	-0.07
2	AQEU	12.35	+0.02
3	CEUX	12.46	+0.06
4	TQEX	19.33	-5.28

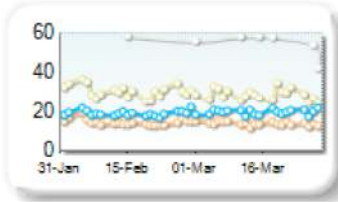
Monthly Spread Trend



25k EUR deal

Rank	Venue	Spread (bps)	Change
1	XMAD	13.94	-0.69
2	AQEU	19.67	+0.63
3	CEUX	29.09	-1.63
4	TQEX	58.46	-6.71

Monthly Spread Trend



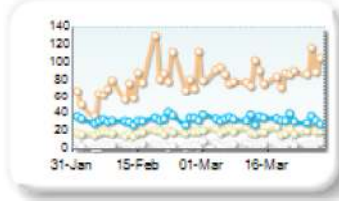
Spreads measure the bid to offer spread of the best visible orders in the book. The result is averaged over the stocks in the index and is based on measurements of the order books every 30 seconds. The value for the spread is quoted in basis points (0.01%).

Book Depths

10BPS Depth (top of book)

Rank	Venue	Depth (1K EUR)	Change
1	XMAD	87.3	+10.8
2	AQEU	33.6	-0.8
3	CEUX	20.6	+2.4
4	TQEX	5.2	+1.6
5	BATE	1.3	+0.5

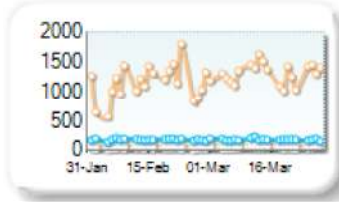
Monthly Depth Trend



50BPS Depth (deeper into book)

Rank	Venue	Depth (1K EUR)	Change
1	XMAD	1,299.8	+151.1
2	AQEU	182.7	-6.0
3	CEUX	118.4	+11.8
4	TQEX	48.6	+9.9
5	BATE	7.3	+1.5

Monthly Depth Trend



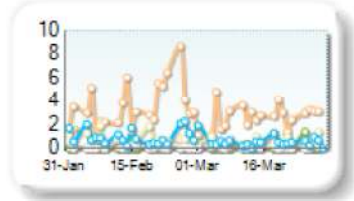
Market depth measures the amount of visible liquidity (bids and offers) in the order book within 10 or 50 BPS of mid price. The result is averaged over the stocks in the index and is based on measurements of the order book every 30 seconds. This is quoted in '000s of EUR.

Best Prices

At touch

Rank	Venue	Best Price (%)	Change
1	XMAD	2.67	-0.28
2	CEUX	0.57	-0.49
3	AQEU	0.54	-0.50
4	BATE	0.19	+0.15
5	TQEX	0.13	-0.06
6	CHIX	0.00	+0.00
7	TRQX	0.00	+0.00

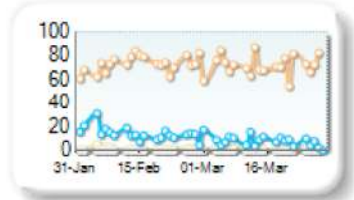
Best Prices Trend



25k EUR deal

Rank	Venue	Best Price (%)	Change
1	XMAD	72.01	-1.16
2	AQEU	7.97	-6.13
3	CEUX	1.55	-0.11
4	TQEX	0.03	+0.01
5	CHIX	0.00	+0.00
6	TRQX	0.00	+0.00
7	BATE	0.00	+0.00

Best Prices Trend

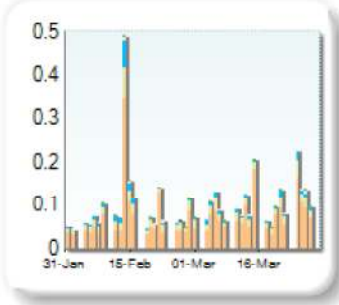


Best Price % measures how often each venue posts an absolute best price (no ties) for stocks. The result is averaged over the stocks in the index and is based on measurements of the order book every 5 seconds.

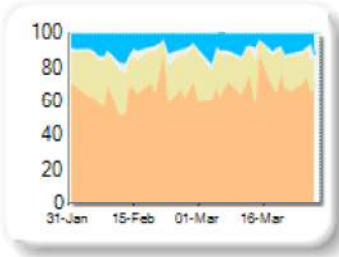
Market Share

Rank	Venue	Market Share	Change
1	XMAD	70.77%	+2.61
2	CEUX	17.67%	-1.20
3	AQEU	8.64%	-1.17
4	TQEX	2.87%	-0.26
5	BATE	0.05%	+0.02
6	AQXE	0.00%	+0.00

Volume Trend



Market Share Trend



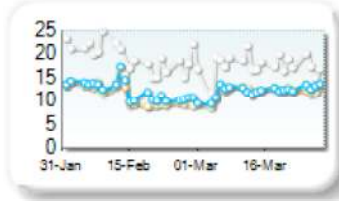
Market share is based on on-book value traded during continuous trading. The share is calculated by averaging over all stocks in the index. The current value shown is for last week and the change is relative to the previous week.

Spreads

At touch

Rank	Venue	Spread (bps)	Change
1	XMAD	11.86	+0.47
2	CEUX	12.14	+0.63
3	AQEU	12.22	+0.05
4	TQEX	17.75	-4.25

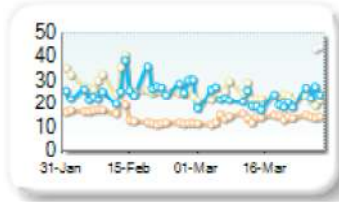
Monthly Spread Trend



25k EUR deal

Rank	Venue	Spread (bps)	Change
1	XMAD	13.87	-0.71
2	AQEU	22.10	-4.38
3	CEUX	23.63	-4.47
4	TQEX	56.87	-13.92

Monthly Spread Trend



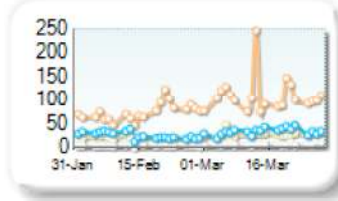
Spreads measure the bid to offer spread of the best visible orders in the book. The result is averaged over the stocks in the index and is based on measurements of the order books every 30 seconds. The value for the spread is quoted in basis points (0.01%).

Book Depths

10BPS Depth (top of book)

Rank	Venue	Depth (1K EUR)	Change
1	XMAD	109.5	+35.2
2	AQEU	33.9	+6.8
3	CEUX	27.9	+7.7
4	TQEX	7.6	+3.2
5	BATE	0.0	+0.0

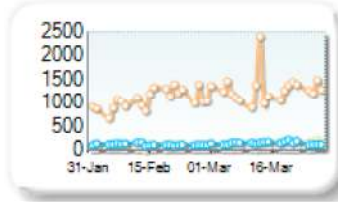
Monthly Depth Trend



50BPS Depth (deeper into book)

Rank	Venue	Depth (1K EUR)	Change
1	XMAD	1,302.4	+224.9
2	AQEU	153.2	+23.4
3	CEUX	149.4	+31.9
4	TQEX	47.9	+7.1
5	BATE	0.0	-0.1

Monthly Depth Trend



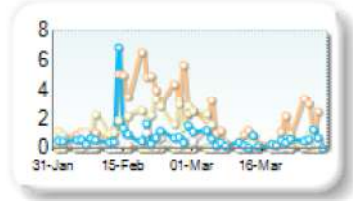
Market depth measures the amount of visible liquidity (bids and offers) in the order book within 10 or 50 BPS of mid price. The result is averaged over the stocks in the index and is based on measurements of the order book every 30 seconds. This is quoted in '000s of EUR.

Best Prices

At touch

Rank	Venue	Best Price (%)	Change
1	XMAD	1.44	-1.93
2	CEUX	0.55	-1.13
3	AQEU	0.50	-0.53
4	TQEX	0.15	-0.23
5	BATE	0.00	+0.00
6	CHIX	0.00	+0.00
7	AQXE	0.00	+0.00

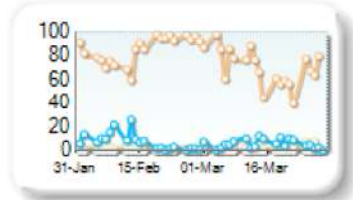
Best Prices Trend



25k EUR deal

Rank	Venue	Best Price (%)	Change
1	XMAD	70.38	-14.83
2	AQEU	5.64	-1.78
3	CEUX	2.68	-0.13
4	TQEX	0.04	+0.03
5	CHIX	0.00	+0.00
6	BATE	0.00	+0.00
7	AQXE	0.00	+0.00

Best Prices Trend



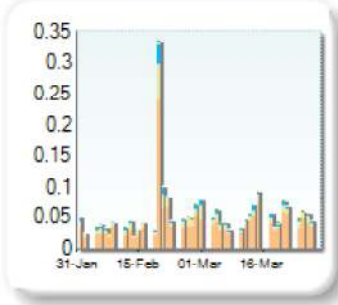
Best Price % measures how often each venue posts an absolute best price (no ties) for stocks. The result is averaged over the stocks in the index and is based on measurements of the order book every 5 seconds.

MELIA HOTELS INTERNATIONAL SA

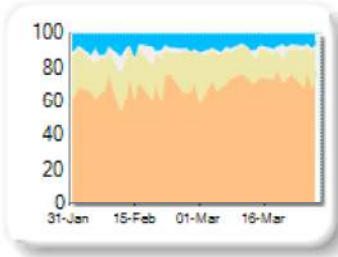
Market Share

Rank	Venue	Market Share	Change
1	XMAD	71.80%	+3.62
2	CEUX	17.83%	-1.90
3	AQEU	7.73%	-1.32
4	TQEX	2.53%	-0.41
5	BATE	0.11%	+0.08
6	TRQX	0.01%	-0.06

Volume Trend



Market Share Trend

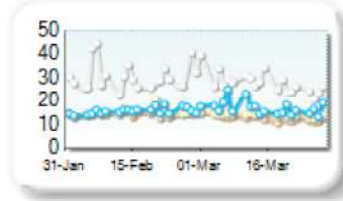


Spreads

At touch

Rank	Venue	Spread (bps)	Change
1	XMAD	12.82	-1.72
2	CEUX	13.89	-1.20
3	AQEU	16.99	+1.32
4	TQEX	27.89	-5.97

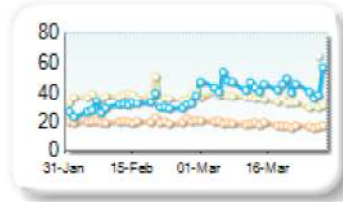
Monthly Spread Trend



25k EUR deal

Rank	Venue	Spread (bps)	Change
1	XMAD	17.97	-1.99
2	CEUX	35.07	-2.54
3	AQEU	44.76	+14.08
4	TQEX	76.13	n/a

Monthly Spread Trend

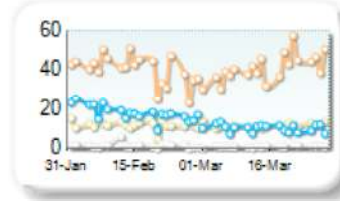


Book Depths

10BPS Depth (top of book)

Rank	Venue	Depth (1K EUR)	Change
1	XMAD	40.9	+1.0
2	CEUX	11.3	-0.5
3	AQEU	10.2	-8.1
4	TQEX	1.3	-0.3

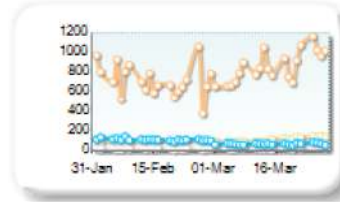
Monthly Depth Trend



50BPS Depth (deeper into book)

Rank	Venue	Depth (1K EUR)	Change
1	XMAD	863.3	+141.6
2	CEUX	118.4	+18.9
3	AQEU	72.8	-46.4
4	TQEX	30.5	+4.0

Monthly Depth Trend

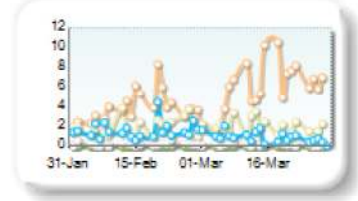


Best Prices

At touch

Rank	Venue	Best Price (%)	Change
1	XMAD	5.99	+2.83
2	CEUX	1.93	-0.17
3	AQEU	0.91	-0.35
4	TQEX	0.20	+0.02
5	TRQX	0.00	+0.00
6	BATE	0.00	+0.00

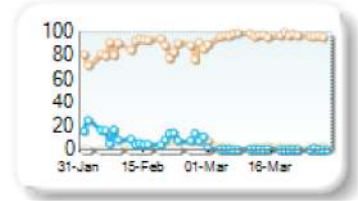
Best Prices Trend



25k EUR deal

Rank	Venue	Best Price (%)	Change
1	XMAD	96.70	+10.47
2	CEUX	2.27	+0.20
3	AQEU	0.64	-10.00
4	TQEX	0.00	-0.04
5	TRQX	0.00	+0.00
6	BATE	0.00	+0.00

Best Prices Trend



Market share is based on on-book value traded during continuous trading. The share is calculated by averaging over all stocks in the index. The current value shown is for last week and the change is relative to the previous week.

Spreads measure the bid to offer spread of the best visible orders in the book. The result is averaged over the stocks in the index and is based on measurements of the order books every 30 seconds. The value for the spread is quoted in basis points (0.01%).

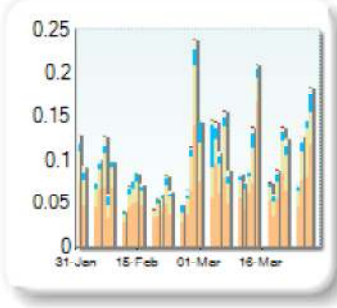
Market depth measures the amount of visible liquidity (bids and offers) in the order book within 10 or 50 BPS of mid price. The result is averaged over the stocks in the index and is based on measurements of the order book every 30 seconds. This is quoted in '000s of EUR.

Best Price % measures how often each venue posts an absolute best price (no ties) for stocks. The result is averaged over the stocks in the index and is based on measurements of the order book every 5 seconds.

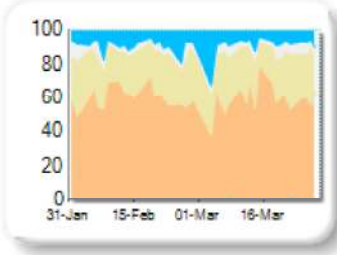
Market Share

Rank	Venue	Market Share	Change
1	XMAD	59.03%	-0.39
2	CEUX	26.31%	-0.85
3	AQEU	9.53%	+1.11
4	TQEX	4.81%	-0.18
5	TRQX	0.17%	+0.16
6	BATE	0.14%	+0.13
7	CHIX	0.01%	+0.01

Volume Trend



Market Share Trend



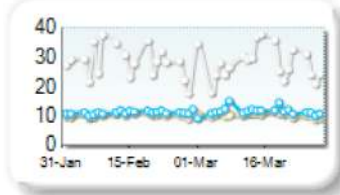
Market share is based on on-book value traded during continuous trading. The share is calculated by averaging over all stocks in the index. The current value shown is for last week and the change is relative to the previous week.

Spreads

At touch

Rank	Venue	Spread (bps)	Change
1	CEUX	10.15	-0.13
2	XMAD	10.42	-0.08
3	AQEU	11.36	+0.45
4	TQEX	28.00	-2.09

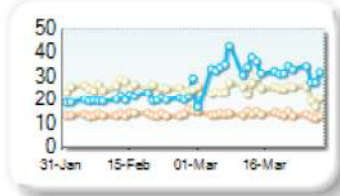
Monthly Spread Trend



25k EUR deal

Rank	Venue	Spread (bps)	Change
1	XMAD	14.01	+0.07
2	CEUX	24.50	-0.96
3	AQEU	32.46	+11.52

Monthly Spread Trend



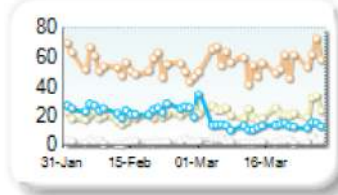
Spreads measure the bid to offer spread of the best visible orders in the book. The result is averaged over the stocks in the index and is based on measurements of the order books every 30 seconds. The value for the spread is quoted in basis points (0.01%).

Book Depths

10BPS Depth (top of book)

Rank	Venue	Depth (1K EUR)	Change
1	XMAD	56.5	+2.0
2	CEUX	22.5	+2.7
3	AQEU	14.0	-10.1
4	TQEX	3.3	+0.6

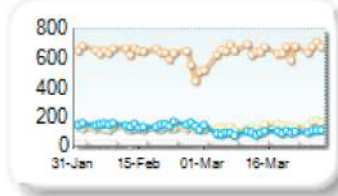
Monthly Depth Trend



50BPS Depth (deeper into book)

Rank	Venue	Depth (1K EUR)	Change
1	XMAD	647.7	+23.0
2	CEUX	135.5	+12.9
3	AQEU	96.7	-50.8
4	TQEX	25.7	+1.9
5	BATE	8.9	+0.4

Monthly Depth Trend



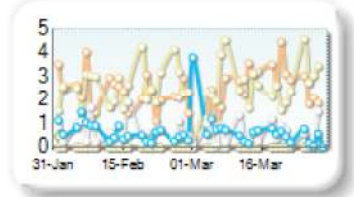
Market depth measures the amount of visible liquidity (bids and offers) in the order book within 10 or 50 BPS of mid price. The result is averaged over the stocks in the index and is based on measurements of the order book every 30 seconds. This is quoted in '000s of EUR.

Best Prices

At touch

Rank	Venue	Best Price (%)	Change
1	CEUX	2.61	-0.16
2	XMAD	2.50	+0.55
3	AQEU	0.69	+0.08
4	TQEX	0.57	-0.05
5	BATE	0.00	-0.04
6	CHIX	0.00	+0.00
7	TRQX	0.00	+0.00
8	AQXE	0.00	+0.00

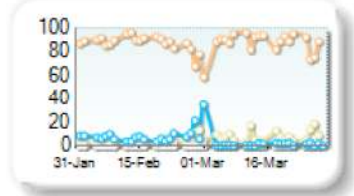
Best Prices Trend



25k EUR deal

Rank	Venue	Best Price (%)	Change
1	XMAD	86.99	-0.26
2	CEUX	8.06	+4.39
3	AQEU	2.73	-4.83
4	TQEX	0.06	+0.05
5	CHIX	0.00	+0.00
6	TRQX	0.00	+0.00
7	BATE	0.00	+0.00
8	AQXE	0.00	+0.00

Best Prices Trend

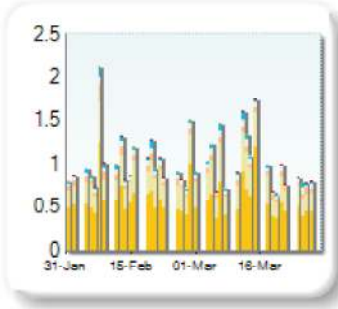


Best Price % measures how often each venue posts an absolute best price (no ties) for stocks. The result is averaged over the stocks in the index and is based on measurements of the order book every 5 seconds.

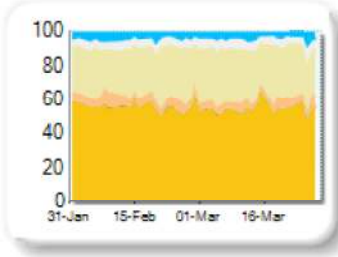
Market Share

Rank	Venue	Market Share	Change
1	ENXT	55.62%	-1.23
2	CEUX	29.93%	+1.90
3	TQEX	5.32%	+0.60
4	XMAD	4.77%	-1.01
5	AQEU	4.20%	-0.21
6	TRQX	0.13%	-0.05
7	BATE	0.01%	-0.01
8	CHIX	0.01%	0.00
9	AQXE	0.00%	+0.00

Volume Trend



Market Share Trend

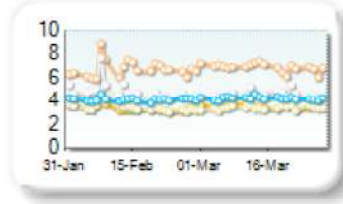


Spreads

At touch

Rank	Venue	Spread (bps)	Change
1	CEUX	3.37	-0.09
2	ENXT	3.49	+0.15
3	AQEU	4.21	+0.10
4	TQEX	4.57	-0.25
5	XMAD	6.88	+0.13
6	BATE	141.84	-18.42
7	CHIX	192.04	+28.52

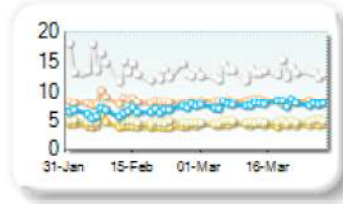
Monthly Spread Trend



25k EUR deal

Rank	Venue	Spread (bps)	Change
1	ENXT	4.31	+0.14
2	CEUX	4.83	-0.22
3	AQEU	7.79	+1.19
4	XMAD	8.29	0.00
5	TQEX	13.26	-0.71

Monthly Spread Trend

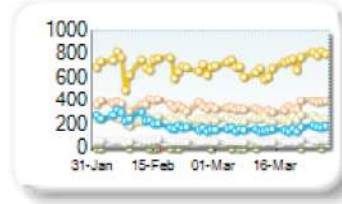


Book Depths

10BPS Depth (top of book)

Rank	Venue	Depth (1K EUR)	Change
1	ENXT	715.2	+19.4
2	XMAD	343.3	-19.1
3	CEUX	242.6	+1.0
4	AQEU	162.7	-64.3
5	TQEX	63.0	-1.7
6	CHIX	1.4	+0.8
7	BATE	1.0	+0.5

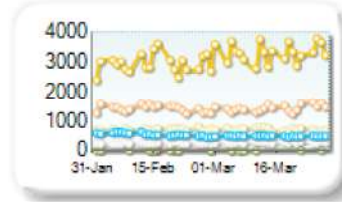
Monthly Depth Trend



50BPS Depth (deeper into book)

Rank	Venue	Depth (1K EUR)	Change
1	ENXT	3,302.3	+369.5
2	XMAD	1,415.5	+17.5
3	CEUX	706.5	+0.4
4	AQEU	480.2	-79.2
5	TQEX	267.3	+22.7
6	CHIX	11.8	+9.0
7	BATE	11.0	+6.7

Monthly Depth Trend

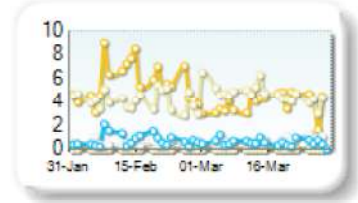


Best Prices

At touch

Rank	Venue	Best Price (%)	Change
1	CEUX	4.69	-0.10
2	ENXT	3.92	-1.41
3	TQEX	0.77	+0.10
4	AQEU	0.59	-0.28
5	BATE	0.00	-0.01
6	CHIX	0.00	+0.00
7	TRQX	0.00	+0.00
8	AQXE	0.00	+0.00

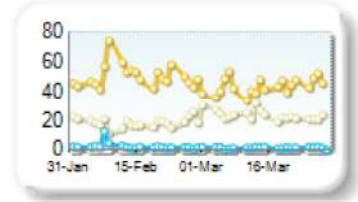
Best Prices Trend



25k EUR deal

Rank	Venue	Best Price (%)	Change
1	ENXT	43.59	-6.71
2	CEUX	23.46	+4.91
3	AQEU	1.46	-1.03
4	TQEX	0.34	+0.04
5	CHIX	0.00	+0.00
6	TRQX	0.00	+0.00
7	BATE	0.00	+0.00
8	AQXE	0.00	+0.00

Best Prices Trend



Market share is based on on-book value traded during continuous trading. The share is calculated by averaging over all stocks in the index. The current value shown is for last week and the change is relative to the previous week.

Spreads measure the bid to offer spread of the best visible orders in the book. The result is averaged over the stocks in the index and is based on measurements of the order books every 30 seconds. The value for the spread is quoted in basis points (0.01%).

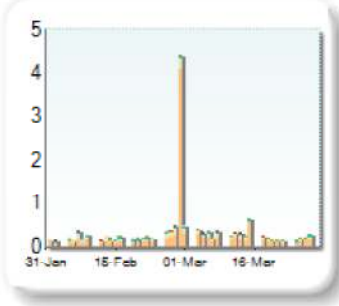
Market depth measures the amount of visible liquidity (bids and offers) in the order book within 10 or 50 BPS of mid price. The result is averaged over the stocks in the index and is based on measurements of the order book every 30 seconds. This is quoted in '000s of EUR.

Best Price % measures how often each venue posts an absolute best price (no ties) for stocks. The result is averaged over the stocks in the index and is based on measurements of the order book every 5 seconds.

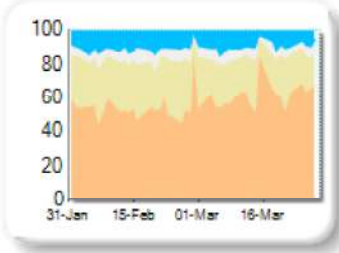
Market Share

Rank	Venue	Market Share	Change
1	XMAD	62.36%	-9.63
2	CEUX	22.64%	+4.88
3	AQEU	9.46%	+3.08
4	TQEX	5.17%	+1.60
5	BATE	0.33%	+0.15
6	TRQX	0.02%	-0.08
7	CHIX	0.01%	+0.01

Volume Trend



Market Share Trend



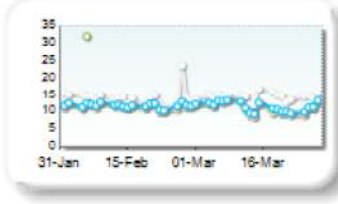
Market share is based on on-book value traded during continuous trading. The share is calculated by averaging over all stocks in the index. The current value shown is for last week and the change is relative to the previous week.

Spreads

At touch

Rank	Venue	Spread (bps)	Change
1	CEUX	10.92	-0.45
2	XMAD	11.08	-0.54
3	AQEU	11.33	-0.37
4	TQEX	14.33	+0.05

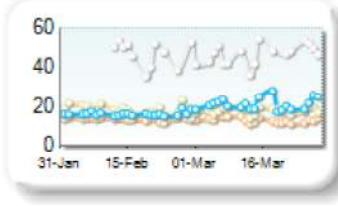
Monthly Spread Trend



25k EUR deal

Rank	Venue	Spread (bps)	Change
1	XMAD	13.14	-0.70
2	CEUX	17.95	-0.60
3	AQEU	21.25	+4.97
4	TQEX	50.99	+0.56

Monthly Spread Trend



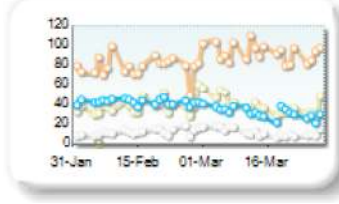
Spreads measure the bid to offer spread of the best visible orders in the book. The result is averaged over the stocks in the index and is based on measurements of the order books every 30 seconds. The value for the spread is quoted in basis points (0.01%).

Book Depths

10BPS Depth (top of book)

Rank	Venue	Depth (1K EUR)	Change
1	XMAD	92.8	+13.8
2	CEUX	39.3	+0.8
3	AQEU	32.0	-12.0
4	TQEX	12.5	-0.1
5	BATE	1.8	-0.7

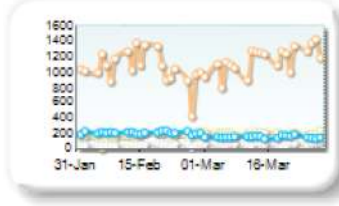
Monthly Depth Trend



50BPS Depth (deeper into book)

Rank	Venue	Depth (1K EUR)	Change
1	XMAD	1,170.9	+109.5
2	CEUX	208.6	+34.8
3	AQEU	159.9	-61.0
4	TQEX	71.4	+14.7
5	CHIX	26.1	+1.3
6	BATE	4.5	-0.2

Monthly Depth Trend




Market depth measures the amount of visible liquidity (bids and offers) in the order book within 10 or 50 BPS of mid price. The result is averaged over the stocks in the index and is based on measurements of the order book every 30 seconds. This is quoted in '000s of EUR.

Best Prices

At touch

Rank	Venue	Best Price (%)	Change
1	XMAD	1.45	+0.84
2	CEUX	0.77	+0.24
3	AQEU	0.47	+0.39
4	TQEX	0.28	+0.24
5	BATE	0.13	+0.02
6	CHIX	0.00	+0.00
7	TRQX	0.00	+0.00
8	AQXE	0.00	+0.00

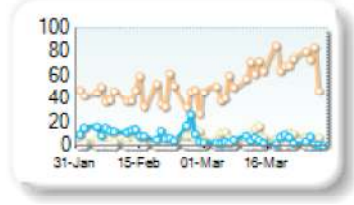
Best Prices Trend



25k EUR deal

Rank	Venue	Best Price (%)	Change
1	XMAD	62.60	+19.18
2	CEUX	8.26	+1.88
3	AQEU	4.16	-7.09
4	TQEX	0.47	+0.24
5	CHIX	0.00	+0.00
6	TRQX	0.00	+0.00
7	BATE	0.00	+0.00
8	AQXE	0.00	+0.00

Best Prices Trend

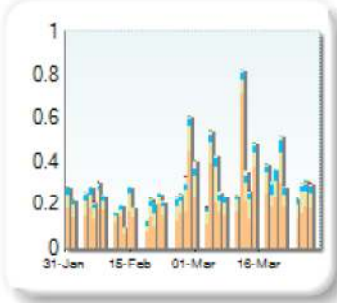


Best Price % measures how often each venue posts an absolute best price (no ties) for stocks. The result is averaged over the stocks in the index and is based on measurements of the order book every 5 seconds.

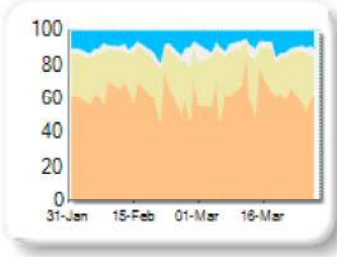
Market Share

Rank	Venue	Market Share	Change
1	XMAD	63.86%	+1.53
2	CEUX	22.89%	-1.08
3	AQEU	8.55%	-0.82
4	TQEX	4.13%	+0.06
5	BATE	0.48%	+0.26
6	TRQX	0.08%	+0.04
7	CHIX	0.01%	+0.00
8	AQXE	0.00%	0.00

Volume Trend



Market Share Trend

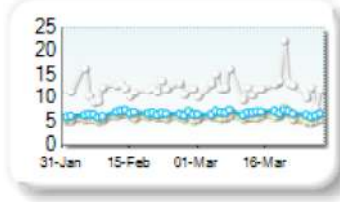


Spreads

At touch

Rank	Venue	Spread (bps)	Change
1	CEUX	5.93	+0.08
2	XMAD	6.14	-0.06
3	AQEU	6.74	+0.19
4	TQEX	12.71	+0.00

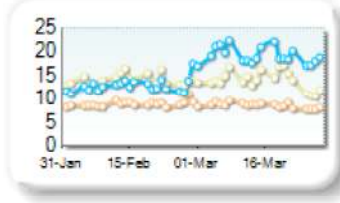
Monthly Spread Trend



25k EUR deal

Rank	Venue	Spread (bps)	Change
1	XMAD	8.60	-0.34
2	CEUX	14.04	+0.03
3	AQEU	19.15	+6.26
4	TQEX	59.86	-3.21

Monthly Spread Trend

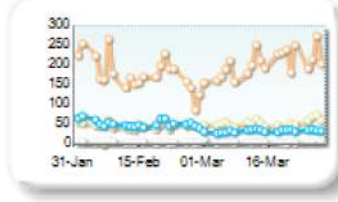


Book Depths

10BPS Depth (top of book)

Rank	Venue	Depth (1K EUR)	Change
1	XMAD	206.5	+25.6
2	CEUX	53.7	+6.5
3	AQEU	34.7	-19.6
4	TQEX	8.4	+0.7
5	BATE	0.8	-0.1

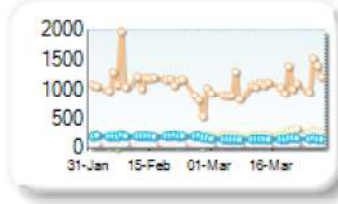
Monthly Depth Trend



50BPS Depth (deeper into book)

Rank	Venue	Depth (1K EUR)	Change
1	XMAD	1,086.4	-24.9
2	CEUX	243.7	+31.2
3	AQEU	160.4	-55.5
4	TQEX	69.1	+4.8
5	BATE	13.9	-2.9

Monthly Depth Trend

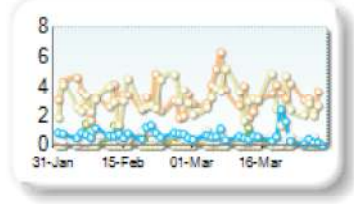


Best Prices

At touch

Rank	Venue	Best Price (%)	Change
1	XMAD	3.46	+0.31
2	CEUX	3.01	0.00
3	AQEU	0.59	-0.16
4	TQEX	0.42	-0.16
5	BATE	0.19	-0.23
6	CHIX	0.00	+0.00
7	TRQX	0.00	+0.00
8	AQXE	0.00	+0.00

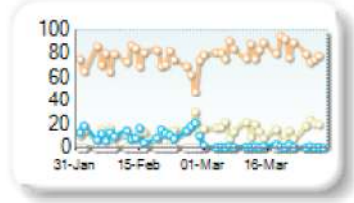
Best Prices Trend



25k EUR deal

Rank	Venue	Best Price (%)	Change
1	XMAD	82.08	+8.23
2	CEUX	14.77	+2.25
3	AQEU	1.01	-10.85
4	TQEX	0.14	+0.08
5	CHIX	0.00	+0.00
6	TRQX	0.00	+0.00
7	BATE	0.00	+0.00
8	AQXE	0.00	+0.00

Best Prices Trend



Market share is based on on-book value traded during continuous trading. The share is calculated by averaging over all stocks in the index. The current value shown is for last week and the change is relative to the previous week.

Spreads measure the bid to offer spread of the best visible orders in the book. The result is averaged over the stocks in the index and is based on measurements of the order books every 30 seconds. The value for the spread is quoted in basis points (0.01%).

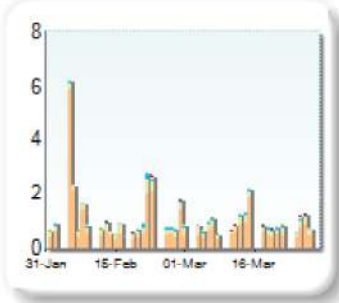
Market depth measures the amount of visible liquidity (bids and offers) in the order book within 10 or 50 BPS of mid price. The result is averaged over the stocks in the index and is based on measurements of the order book every 30 seconds. This is quoted in '000s of EUR.

Best Price % measures how often each venue posts an absolute best price (no ties) for stocks. The result is averaged over the stocks in the index and is based on measurements of the order book every 5 seconds.

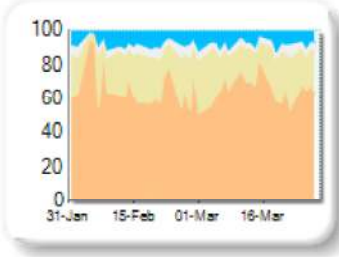
Market Share

Rank	Venue	Market Share	Change
1	XMAD	66.45%	-9.11
2	CEUX	21.66%	+6.13
3	AQEU	7.29%	+1.97
4	TQEX	4.21%	+0.85
5	BATE	0.32%	+0.17
6	TRQX	0.06%	-0.03
7	CHIX	0.02%	+0.02
8	AQXE	0.00%	0.00

Volume Trend



Market Share Trend



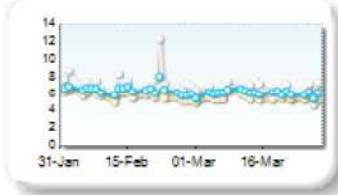
Market share is based on on-book value traded during continuous trading. The share is calculated by averaging over all stocks in the index. The current value shown is for last week and the change is relative to the previous week.

Spreads

At touch

Rank	Venue	Spread (bps)	Change
1	CEUX	5.53	-0.39
2	XMAD	5.69	-0.37
3	AQEU	6.08	-0.38
4	TQEX	6.79	-0.61
5	BATE	60.47	n/a

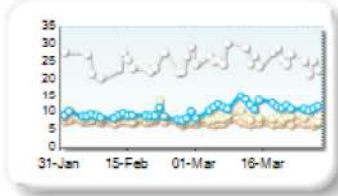
Monthly Spread Trend



25k EUR deal

Rank	Venue	Spread (bps)	Change
1	XMAD	6.89	-0.50
2	CEUX	8.48	-0.29
3	AQEU	11.66	+2.57
4	TQEX	26.12	-1.23

Monthly Spread Trend



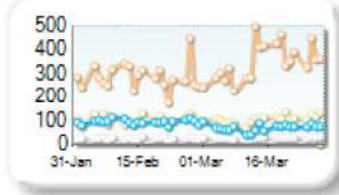
Spreads measure the bid to offer spread of the best visible orders in the book. The result is averaged over the stocks in the index and is based on measurements of the order books every 30 seconds. The value for the spread is quoted in basis points (0.01%).

Book Depths

10BPS Depth (top of book)

Rank	Venue	Depth (1K EUR)	Change
1	XMAD	350.6	+64.2
2	CEUX	107.6	+4.1
3	AQEU	71.0	-27.3
4	TQEX	27.8	+1.6
5	BATE	1.3	-0.3

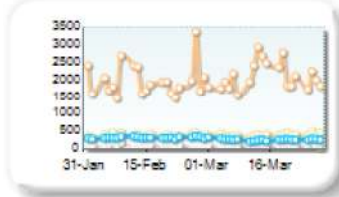
Monthly Depth Trend



50BPS Depth (deeper into book)

Rank	Venue	Depth (1K EUR)	Change
1	XMAD	2,106.6	+133.4
2	CEUX	399.2	+17.0
3	AQEU	257.6	-68.1
4	TQEX	117.7	+1.3
5	CHIX	19.3	+1.9
6	BATE	14.3	+0.1

Monthly Depth Trend



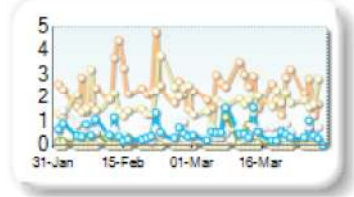
Market depth measures the amount of visible liquidity (bids and offers) in the order book within 10 or 50 BPS of mid price. The result is averaged over the stocks in the index and is based on measurements of the order book every 30 seconds. This is quoted in '000s of EUR.

Best Prices

At touch

Rank	Venue	Best Price (%)	Change
1	XMAD	2.37	-0.08
2	CEUX	1.79	-0.07
3	TQEX	0.59	-0.06
4	AQEU	0.53	-0.10
5	BATE	0.19	-0.05
6	CHIX	0.00	+0.00
7	TRQX	0.00	+0.00
8	AQXE	0.00	+0.00

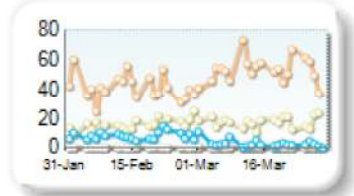
Best Prices Trend



25k EUR deal

Rank	Venue	Best Price (%)	Change
1	XMAD	53.08	+11.76
2	CEUX	17.51	+1.43
3	AQEU	2.87	-5.37
4	TQEX	0.79	+0.16
5	CHIX	0.00	+0.00
6	TRQX	0.00	+0.00
7	BATE	0.00	+0.00
8	AQXE	0.00	+0.00

Best Prices Trend

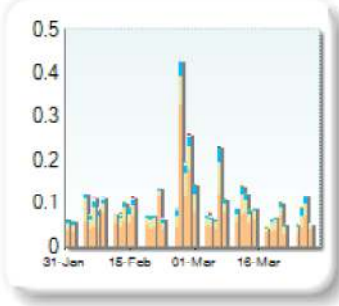


Best Price % measures how often each venue posts an absolute best price (no ties) for stocks. The result is averaged over the stocks in the index and is based on measurements of the order book every 5 seconds.

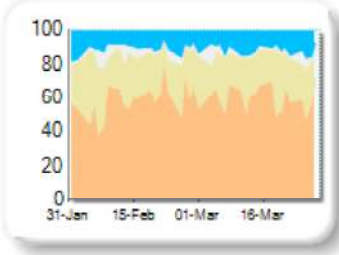
Market Share

Rank	Venue	Market Share	Change
1	XMAD	58.71%	-3.21
2	CEUX	25.97%	+1.13
3	AQEU	12.24%	+2.58
4	TQEX	2.96%	-0.56
5	BATE	0.11%	+0.10
6	TRQX	0.01%	-0.02
7	CHIX	0.01%	-0.02

Volume Trend



Market Share Trend



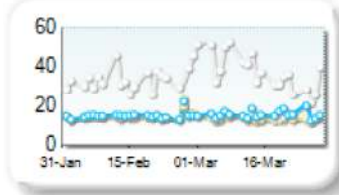
Market share is based on on-book value traded during continuous trading. The share is calculated by averaging over all stocks in the index. The current value shown is for last week and the change is relative to the previous week.

Spreads

At touch

Rank	Venue	Spread (bps)	Change
1	XMAD	13.35	-0.97
2	CEUX	13.94	-0.80
3	AQEU	15.42	+0.54
4	TQEX	37.54	+0.23

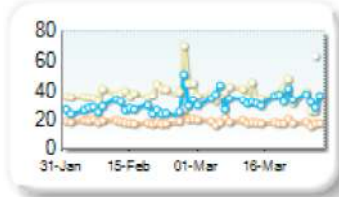
Monthly Spread Trend



25k EUR deal

Rank	Venue	Spread (bps)	Change
1	XMAD	18.06	-0.78
2	AQEU	33.81	+5.27
3	CEUX	36.99	-2.90
4	TQEX	63.18	n/a

Monthly Spread Trend



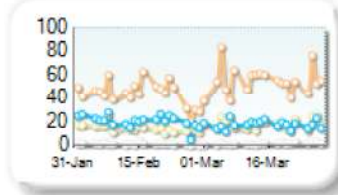
Spreads measure the bid to offer spread of the best visible orders in the book. The result is averaged over the stocks in the index and is based on measurements of the order books every 30 seconds. The value for the spread is quoted in basis points (0.01%).

Book Depths

10BPS Depth (top of book)

Rank	Venue	Depth (1K EUR)	Change
1	XMAD	54.6	+10.8
2	CEUX	18.0	+4.0
3	AQEU	17.4	-3.6
4	TQEX	1.8	+0.4

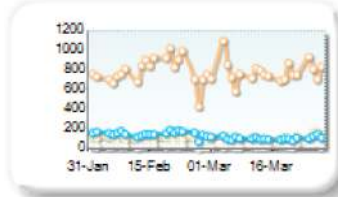
Monthly Depth Trend



50BPS Depth (deeper into book)

Rank	Venue	Depth (1K EUR)	Change
1	XMAD	788.1	-10.5
2	CEUX	115.4	+13.7
3	AQEU	110.8	-48.6
4	TQEX	26.8	-0.2

Monthly Depth Trend



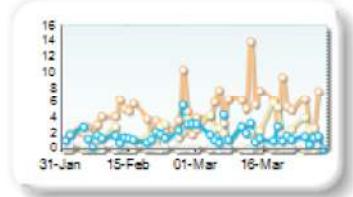
Market depth measures the amount of visible liquidity (bids and offers) in the order book within 10 or 50 BPS of mid price. The result is averaged over the stocks in the index and is based on measurements of the order book every 30 seconds. This is quoted in '000s of EUR.

Best Prices

At touch

Rank	Venue	Best Price (%)	Change
1	XMAD	5.97	+2.08
2	CEUX	2.74	+1.21
3	AQEU	1.76	+0.13
4	TQEX	0.20	+0.03
5	CHIX	0.00	+0.00
6	TRQX	0.00	+0.00
7	BATE	0.00	+0.00
8	AQXE	0.00	+0.00

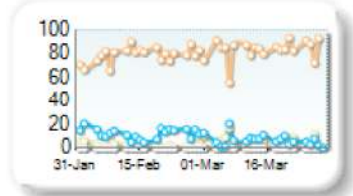
Best Prices Trend



25k EUR deal

Rank	Venue	Best Price (%)	Change
1	XMAD	83.25	+4.26
2	AQEU	6.43	-5.60
3	CEUX	6.38	+3.10
4	CHIX	0.00	+0.00
5	TRQX	0.00	+0.00
6	BATE	0.00	+0.00
7	AQXE	0.00	+0.00
8	TQEX	0.00	+0.00

Best Prices Trend

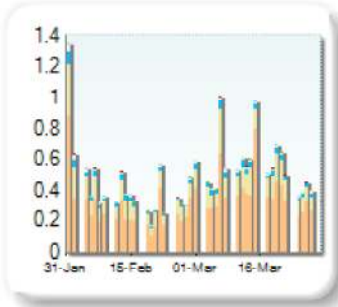


Best Price % measures how often each venue posts an absolute best price (no ties) for stocks. The result is averaged over the stocks in the index and is based on measurements of the order book every 5 seconds.

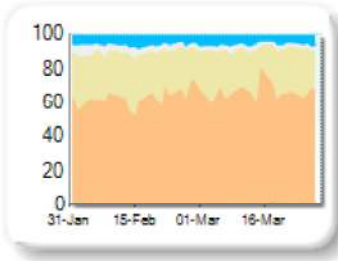
Market Share

Rank	Venue	Market Share	Change
1	XMAD	66.73%	+3.43
2	CEUX	24.28%	-2.09
3	AQEU	5.50%	-0.17
4	TQEX	2.84%	-1.36
5	BATE	0.50%	+0.27
6	TRQX	0.13%	-0.05
7	CHIX	0.01%	-0.04
8	AQXE	0.00%	+0.00

Volume Trend



Market Share Trend



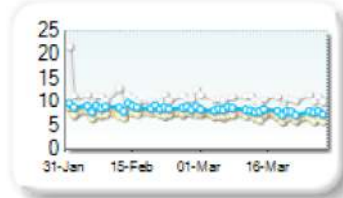
Market share is based on on-book value traded during continuous trading. The share is calculated by averaging over all stocks in the index. The current value shown is for last week and the change is relative to the previous week.

Spreads

At touch

Rank	Venue	Spread (bps)	Change
1	CEUX	6.80	-0.73
2	XMAD	6.85	-0.85
3	AQEU	7.98	-0.75
4	TQEX	10.67	-0.72
5	BATE	274.10	n/a

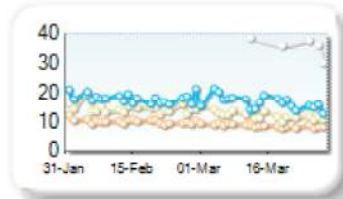
Monthly Spread Trend



25k EUR deal

Rank	Venue	Spread (bps)	Change
1	XMAD	8.65	-1.39
2	CEUX	12.15	-2.27
3	AQEU	16.58	-1.36
4	TQEX	43.13	-11.09

Monthly Spread Trend



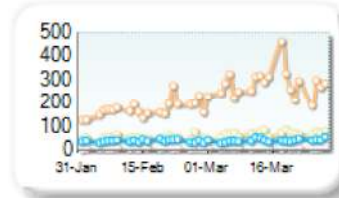
Spreads measure the bid to offer spread of the best visible orders in the book. The result is averaged over the stocks in the index and is based on measurements of the order books every 30 seconds. The value for the spread is quoted in basis points (0.01%).

Book Depths

10BPS Depth (top of book)

Rank	Venue	Depth (1K EUR)	Change
1	XMAD	281.1	+106.4
2	CEUX	69.7	+15.9
3	AQEU	42.5	+0.6
4	TQEX	12.2	+2.1

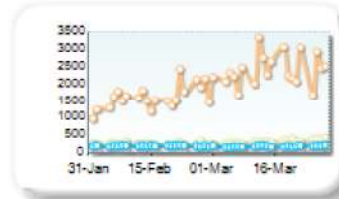
Monthly Depth Trend



50BPS Depth (deeper into book)

Rank	Venue	Depth (1K EUR)	Change
1	XMAD	2,403.3	+795.6
2	CEUX	318.6	+61.5
3	AQEU	175.8	-17.4
4	TQEX	98.3	+26.2
5	BATE	7.6	+0.1

Monthly Depth Trend



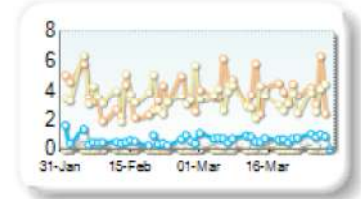
Market depth measures the amount of visible liquidity (bids and offers) in the order book within 10 or 50 BPS of mid price. The result is averaged over the stocks in the index and is based on measurements of the order book every 30 seconds. This is quoted in '000s of EUR.

Best Prices

At touch

Rank	Venue	Best Price (%)	Change
1	XMAD	4.03	-0.05
2	CEUX	3.38	-0.34
3	AQEU	0.71	+0.09
4	TQEX	0.42	-0.07
5	BATE	0.02	+0.05
6	CHIX	0.00	+0.00
7	TRQX	0.00	+0.00
8	AQXE	0.00	+0.00

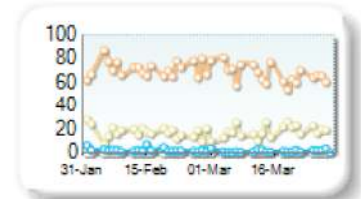
Best Prices Trend



25k EUR deal

Rank	Venue	Best Price (%)	Change
1	XMAD	67.09	-4.42
2	CEUX	18.48	+0.96
3	AQEU	1.61	-0.91
4	TQEX	0.28	+0.22
5	CHIX	0.00	+0.00
6	TRQX	0.00	+0.00
7	BATE	0.00	+0.00
8	AQXE	0.00	+0.00

Best Prices Trend

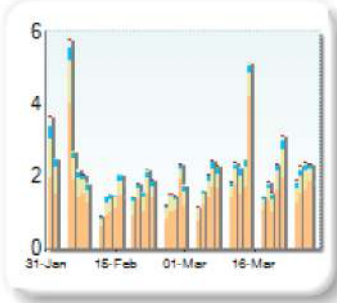


Best Price % measures how often each venue posts an absolute best price (no ties) for stocks. The result is averaged over the stocks in the index and is based on measurements of the order book every 5 seconds.

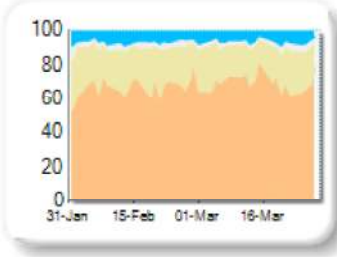
Market Share

Rank	Venue	Market Share	Change
1	XMAD	70.21%	+3.36
2	CEUX	20.36%	-2.55
3	AQEU	6.09%	-0.48
4	TQEX	2.82%	-0.57
5	BATE	0.39%	+0.21
6	TRQX	0.10%	+0.01
7	CHIX	0.02%	+0.02
8	AQXE	0.00%	0.00

Volume Trend



Market Share Trend



Market share is based on on-book value traded during continuous trading. The share is calculated by averaging over all stocks in the index. The current value shown is for last week and the change is relative to the previous week.

Spreads

At touch

Rank	Venue	Spread (bps)	Change
1	CEUX	2.51	-0.29
2	XMAD	2.60	-0.24
3	AQEU	2.92	-0.30
4	TQEX	4.39	-0.84

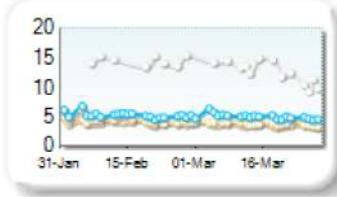
Monthly Spread Trend



25k EUR deal

Rank	Venue	Spread (bps)	Change
1	XMAD	3.52	-0.41
2	CEUX	3.85	-0.66
3	AQEU	4.94	-0.24
4	TQEX	14.22	-2.24

Monthly Spread Trend



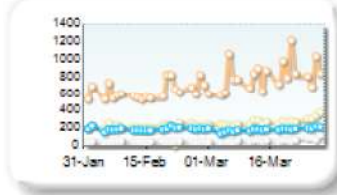
Spreads measure the bid to offer spread of the best visible orders in the book. The result is averaged over the stocks in the index and is based on measurements of the order books every 30 seconds. The value for the spread is quoted in basis points (0.01%).

Book Depths

10BPS Depth (top of book)

Rank	Venue	Depth (1K EUR)	Change
1	XMAD	809.2	+176.9
2	CEUX	273.0	+49.8
3	AQEU	182.5	-14.1
4	TQEX	60.7	+14.7
5	BATE	0.6	+0.3

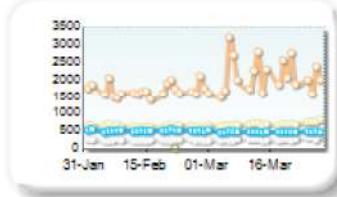
Monthly Depth Trend



50BPS Depth (deeper into book)

Rank	Venue	Depth (1K EUR)	Change
1	XMAD	2,126.8	+428.4
2	CEUX	703.7	+67.8
3	AQEU	479.9	-51.4
4	TQEX	266.9	+20.8
5	BATE	24.6	+6.3
6	CHIX	15.4	+7.5

Monthly Depth Trend



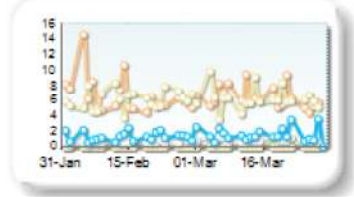
Market depth measures the amount of visible liquidity (bids and offers) in the order book within 10 or 50 BPS of mid price. The result is averaged over the stocks in the index and is based on measurements of the order book every 30 seconds. This is quoted in '000s of EUR.

Best Prices

At touch

Rank	Venue	Best Price (%)	Change
1	XMAD	6.51	-0.16
2	CEUX	6.27	+0.28
3	AQEU	1.58	+0.41
4	TQEX	0.89	+0.21
5	BATE	0.07	+0.00
6	CHIX	0.00	+0.00
7	TRQX	0.00	+0.00
8	AQXE	0.00	+0.00

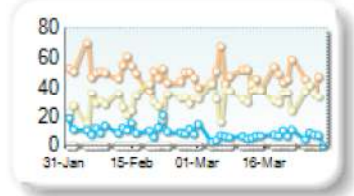
Best Prices Trend



25k EUR deal

Rank	Venue	Best Price (%)	Change
1	XMAD	47.00	-3.41
2	CEUX	34.19	+5.16
3	AQEU	6.71	-4.39
4	TQEX	0.71	+0.39
5	CHIX	0.00	+0.00
6	TRQX	0.00	+0.00
7	BATE	0.00	+0.00
8	AQXE	0.00	+0.00

Best Prices Trend

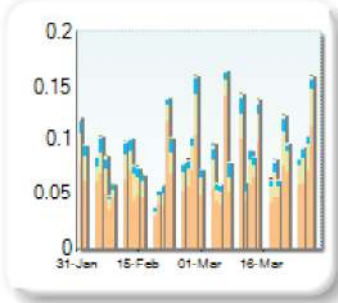


Best Price % measures how often each venue posts an absolute best price (no ties) for stocks. The result is averaged over the stocks in the index and is based on measurements of the order book every 5 seconds.

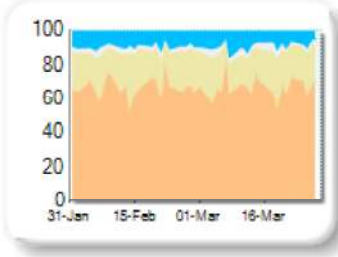
Market Share

Rank	Venue	Market Share	Change
1	XMAD	68.35%	+1.18
2	CEUX	20.27%	-0.57
3	AQEU	8.13%	-0.81
4	TQEX	2.97%	-0.02
5	BATE	0.22%	+0.21
6	TRQX	0.05%	+0.01
7	AQXE	0.00%	+0.00
8	CHIX	0.00%	0.00

Volume Trend



Market Share Trend



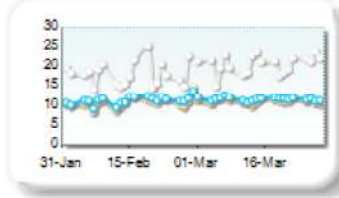
Market share is based on on-book value traded during continuous trading. The share is calculated by averaging over all stocks in the index. The current value shown is for last week and the change is relative to the previous week.

Spreads

At touch

Rank	Venue	Spread (bps)	Change
1	XMAD	11.12	+0.38
2	CEUX	11.38	+0.27
3	AQEU	11.71	+0.33
4	TQEX	20.72	+0.55

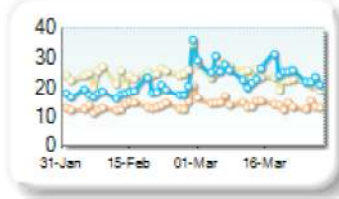
Monthly Spread Trend



25k EUR deal

Rank	Venue	Spread (bps)	Change
1	XMAD	14.28	+0.74
2	CEUX	23.87	-0.86
3	AQEU	24.89	+5.60
4	TQEX	69.27	+7.86

Monthly Spread Trend



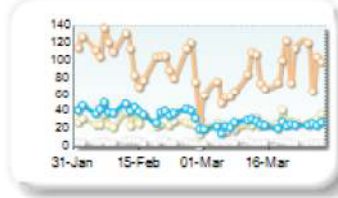
Spreads measure the bid to offer spread of the best visible orders in the book. The result is averaged over the stocks in the index and is based on measurements of the order books every 30 seconds. The value for the spread is quoted in basis points (0.01%).

Book Depths

10BPS Depth (top of book)

Rank	Venue	Depth (1K EUR)	Change
1	XMAD	83.9	-17.4
2	CEUX	26.7	-1.3
3	AQEU	24.7	-15.6
4	TQEX	4.6	-0.4

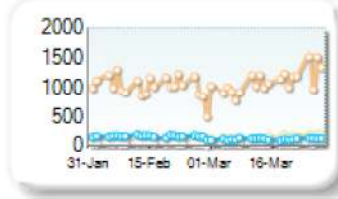
Monthly Depth Trend



50BPS Depth (deeper into book)

Rank	Venue	Depth (1K EUR)	Change
1	XMAD	1,105.2	+88.0
2	CEUX	157.4	+19.5
3	AQEU	120.4	-49.9
4	TQEX	40.7	-1.2

Monthly Depth Trend



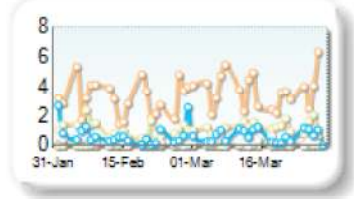
Market depth measures the amount of visible liquidity (bids and offers) in the order book within 10 or 50 BPS of mid price. The result is averaged over the stocks in the index and is based on measurements of the order book every 30 seconds. This is quoted in '000s of EUR.

Best Prices

At touch

Rank	Venue	Best Price (%)	Change
1	XMAD	3.67	+0.77
2	CEUX	1.21	+0.29
3	AQEU	0.64	+0.05
4	TQEX	0.19	-0.06
5	BATE	0.02	+0.04
6	CHIX	0.00	+0.00
7	TRQX	0.00	+0.00
8	AQXE	0.00	+0.00

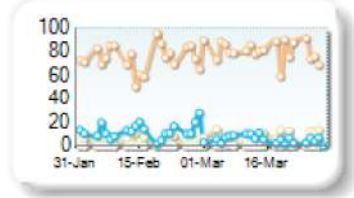
Best Prices Trend



25k EUR deal

Rank	Venue	Best Price (%)	Change
1	XMAD	80.62	+5.69
2	CEUX	7.82	+3.83
3	AQEU	5.64	-7.03
4	TQEX	0.17	+0.11
5	CHIX	0.00	+0.00
6	TRQX	0.00	+0.00
7	BATE	0.00	+0.00
8	AQXE	0.00	+0.00

Best Prices Trend

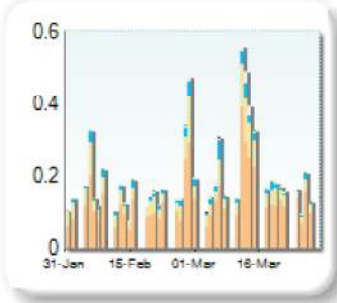


Best Price % measures how often each venue posts an absolute best price (no ties) for stocks. The result is averaged over the stocks in the index and is based on measurements of the order book every 5 seconds.

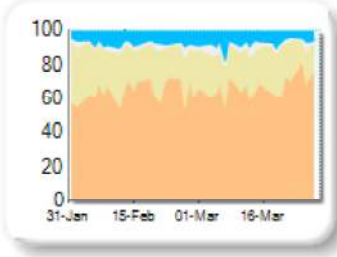
Market Share

Rank	Venue	Market Share	Change
1	XMAD	66.23%	+1.53
2	CEUX	22.28%	-2.62
3	AQEU	7.75%	0.00
4	TQEX	3.44%	+0.85
5	BATE	0.24%	+0.20
6	TRQX	0.06%	+0.02
7	CHIX	0.00%	+0.00
8	AQXE	0.00%	+0.00

Volume Trend



Market Share Trend



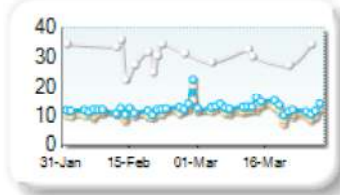
Market share is based on on-book value traded during continuous trading. The share is calculated by averaging over all stocks in the index. The current value shown is for last week and the change is relative to the previous week.

Spreads

At touch

Rank	Venue	Spread (bps)	Change
1	XMAD	10.87	+0.22
2	CEUX	11.48	+0.36
3	AQEU	12.74	+0.48
4	TQEX	42.75	+3.94

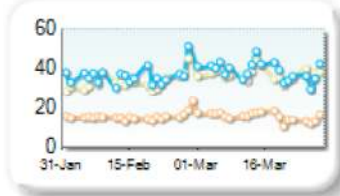
Monthly Spread Trend



25k EUR deal

Rank	Venue	Spread (bps)	Change
1	XMAD	15.43	-0.08
2	CEUX	36.97	+2.14
3	AQEU	38.95	+1.10

Monthly Spread Trend



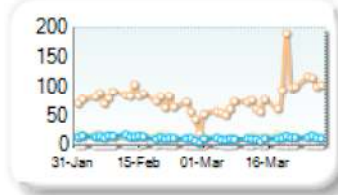
Spreads measure the bid to offer spread of the best visible orders in the book. The result is averaged over the stocks in the index and is based on measurements of the order books every 30 seconds. The value for the spread is quoted in basis points (0.01%).

Book Depths

10BPS Depth (top of book)

Rank	Venue	Depth (1K EUR)	Change
1	XMAD	83.5	+8.9
2	CEUX	13.5	-0.9
3	AQEU	11.8	-1.9
4	TQEX	1.2	+0.2

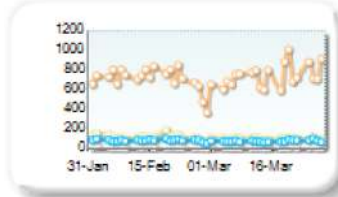
Monthly Depth Trend



50BPS Depth (deeper into book)

Rank	Venue	Depth (1K EUR)	Change
1	XMAD	749.7	+31.4
2	CEUX	111.9	-14.8
3	AQEU	82.5	-10.4
4	TQEX	20.0	-2.2

Monthly Depth Trend



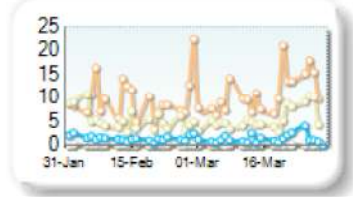
Market depth measures the amount of visible liquidity (bids and offers) in the order book within 10 or 50 BPS of mid price. The result is averaged over the stocks in the index and is based on measurements of the order book every 30 seconds. This is quoted in '000s of EUR.

Best Prices

At touch

Rank	Venue	Best Price (%)	Change
1	XMAD	11.05	+2.16
2	CEUX	5.59	+0.74
3	AQEU	1.33	-0.18
4	TQEX	0.34	-0.14
5	CHIX	0.00	+0.00
6	TRQX	0.00	+0.00
7	BATE	0.00	+0.00
8	AQXE	0.00	+0.00

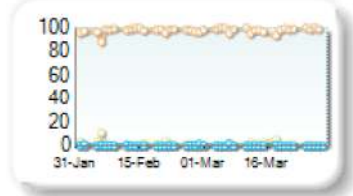
Best Prices Trend



25k EUR deal

Rank	Venue	Best Price (%)	Change
1	XMAD	98.09	+0.72
2	CEUX	1.37	-0.60
3	AQEU	0.24	-0.21
4	TQEX	0.03	+0.03
5	CHIX	0.00	+0.00
6	TRQX	0.00	+0.00
7	BATE	0.00	+0.00
8	AQXE	0.00	+0.00

Best Prices Trend

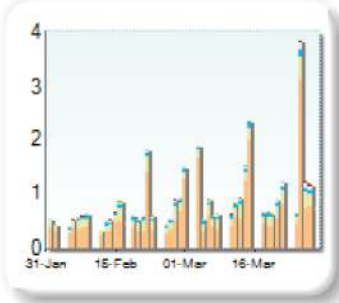


Best Price % measures how often each venue posts an absolute best price (no ties) for stocks. The result is averaged over the stocks in the index and is based on measurements of the order book every 5 seconds.

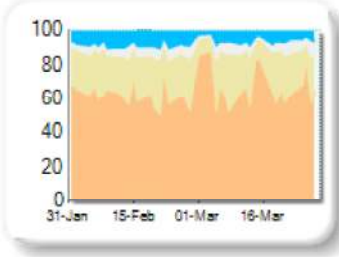
Market Share

Rank	Venue	Market Share	Change
1	XMAD	71.77%	+8.73
2	CEUX	18.19%	-5.39
3	AQEU	5.13%	-2.88
4	TQEX	4.66%	-0.34
5	BATE	0.22%	-0.10
6	TRQX	0.04%	-0.03
7	CHIX	0.01%	+0.00
8	AQXE	0.00%	0.00

Volume Trend



Market Share Trend



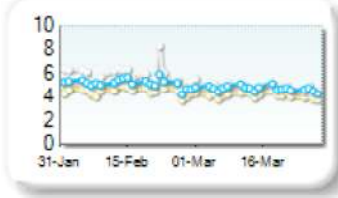
Market share is based on on-book value traded during continuous trading. The share is calculated by averaging over all stocks in the index. The current value shown is for last week and the change is relative to the previous week.

Spreads

At touch

Rank	Venue	Spread (bps)	Change
1	CEUX	4.15	-0.41
2	XMAD	4.50	-0.33
3	AQEU	4.74	-0.47
4	TQEX	4.87	-1.05
5	BATE	38.87	-23.42

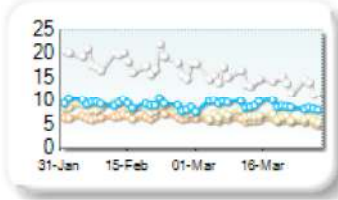
Monthly Spread Trend



25k EUR deal

Rank	Venue	Spread (bps)	Change
1	XMAD	5.87	-0.76
2	CEUX	6.68	-1.88
3	AQEU	9.03	-0.30
4	TQEX	14.53	-3.89
5	BATE	124.17	n/a

Monthly Spread Trend



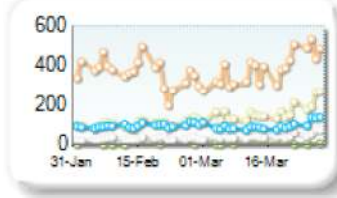
Spreads measure the bid to offer spread of the best visible orders in the book. The result is averaged over the stocks in the index and is based on measurements of the order books every 30 seconds. The value for the spread is quoted in basis points (0.01%).

Book Depths

10BPS Depth (top of book)

Rank	Venue	Depth (1K EUR)	Change
1	XMAD	385.4	+19.7
2	CEUX	161.5	+56.5
3	AQEU	94.4	-5.1
4	TQEX	43.6	+12.6
5	BATE	3.9	+1.5

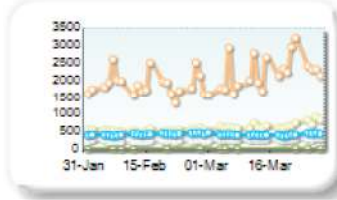
Monthly Depth Trend



50BPS Depth (deeper into book)

Rank	Venue	Depth (1K EUR)	Change
1	XMAD	2,234.4	+343.9
2	CEUX	683.4	+140.2
3	AQEU	423.8	-27.3
4	TQEX	284.2	+42.5
5	BATE	16.3	+0.5

Monthly Depth Trend



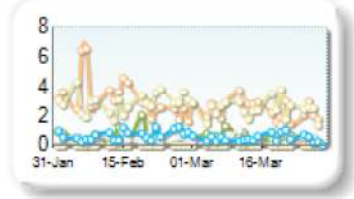
Market depth measures the amount of visible liquidity (bids and offers) in the order book within 10 or 50 BPS of mid price. The result is averaged over the stocks in the index and is based on measurements of the order book every 30 seconds. This is quoted in '000s of EUR.

Best Prices

At touch

Rank	Venue	Best Price (%)	Change
1	CEUX	2.44	-0.58
2	XMAD	2.39	-0.98
3	TQEX	0.57	+0.12
4	AQEU	0.47	-0.08
5	BATE	0.46	-0.19
6	CHIX	0.00	+0.00
7	TRQX	0.00	+0.00
8	AQXE	0.00	+0.00

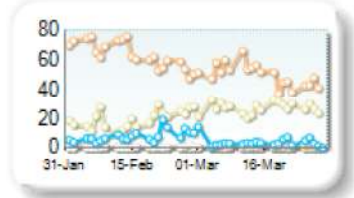
Best Prices Trend



25k EUR deal

Rank	Venue	Best Price (%)	Change
1	XMAD	49.68	-13.59
2	CEUX	27.12	+7.48
3	AQEU	3.71	-4.19
4	TQEX	1.35	+0.73
5	CHIX	0.00	+0.00
6	TRQX	0.00	+0.00
7	BATE	0.00	+0.00
8	AQXE	0.00	+0.00

Best Prices Trend

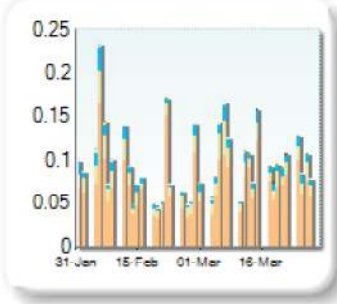


Best Price % measures how often each venue posts an absolute best price (no ties) for stocks. The result is averaged over the stocks in the index and is based on measurements of the order book every 5 seconds.

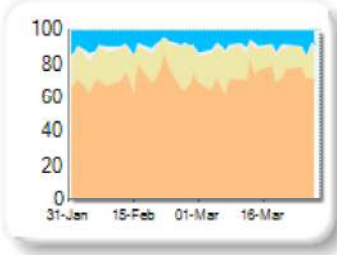
Market Share

Rank	Venue	Market Share	Change
1	XMAD	72.99%	+0.65
2	CEUX	16.17%	-0.61
3	AQEU	8.75%	-0.15
4	TQEX	1.98%	+0.10
5	BATE	0.09%	+0.07
6	TRQX	0.01%	-0.08
7	CHIX	0.01%	+0.01

Volume Trend



Market Share Trend



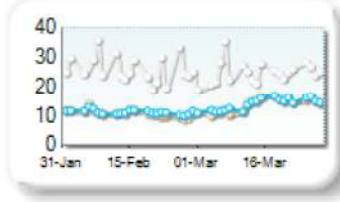
Market share is based on on-book value traded during continuous trading. The share is calculated by averaging over all stocks in the index. The current value shown is for last week and the change is relative to the previous week.

Spreads

At touch

Rank	Venue	Spread (bps)	Change
1	XMAD	13.57	+2.75
2	AQEU	13.93	+2.81
3	CEUX	13.93	+3.07
4	TQEX	24.79	-4.48

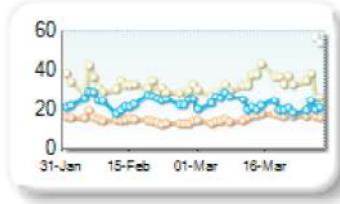
Monthly Spread Trend



25k EUR deal

Rank	Venue	Spread (bps)	Change
1	XMAD	16.09	+1.36
2	AQEU	22.56	-1.66
3	CEUX	33.54	+0.84
4	TQEX	67.57	n/a

Monthly Spread Trend



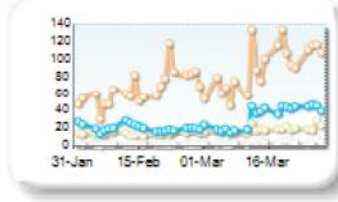
Spreads measure the bid to offer spread of the best visible orders in the book. The result is averaged over the stocks in the index and is based on measurements of the order books every 30 seconds. The value for the spread is quoted in basis points (0.01%).

Book Depths

10BPS Depth (top of book)

Rank	Venue	Depth (1K EUR)	Change
1	XMAD	91.7	+25.4
2	AQEU	34.2	+12.3
3	CEUX	18.8	+5.0
4	TQEX	3.7	+1.9
5	BATE	0.0	+0.0

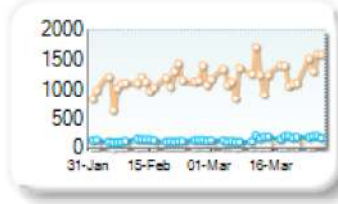
Monthly Depth Trend



50BPS Depth (deeper into book)

Rank	Venue	Depth (1K EUR)	Change
1	XMAD	1,267.9	+159.7
2	AQEU	165.7	+29.9
3	CEUX	120.1	+8.1
4	TQEX	41.3	+10.6
5	BATE	0.0	+0.0

Monthly Depth Trend



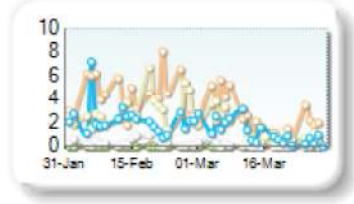
Market depth measures the amount of visible liquidity (bids and offers) in the order book within 10 or 50 BPS of mid price. The result is averaged over the stocks in the index and is based on measurements of the order book every 30 seconds. This is quoted in '000s of EUR.

Best Prices

At touch

Rank	Venue	Best Price (%)	Change
1	XMAD	2.43	-2.94
2	CEUX	1.39	-1.57
3	AQEU	1.13	-1.03
4	TQEX	0.14	-0.23
5	BATE	0.04	+0.00
6	CHIX	0.00	+0.00
7	TRQX	0.00	+0.00

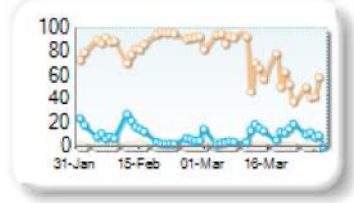
Best Prices Trend



25k EUR deal

Rank	Venue	Best Price (%)	Change
1	XMAD	67.58	-20.05
2	AQEU	9.42	-0.67
3	CEUX	1.37	-0.02
4	TQEX	0.08	+0.08
5	CHIX	0.00	+0.00
6	TRQX	0.00	+0.00
7	BATE	0.00	+0.00

Best Prices Trend



Best Price % measures how often each venue posts an absolute best price (no ties) for stocks. The result is averaged over the stocks in the index and is based on measurements of the order book every 5 seconds.