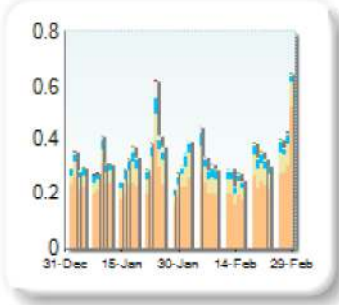


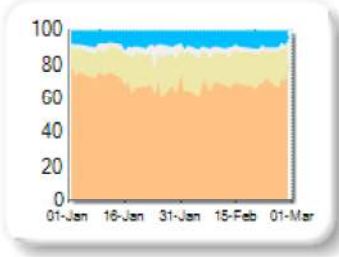
Market Share

Rank	Venue	Market Share	Change
1	XMAD	69.22%	-1.22
2	CEUX	18.75%	+2.20
3	AQEU	8.63%	+0.51
4	TQEX	3.35%	-1.47
5	TRQX	0.02%	+0.02
6	BATE	0.02%	-0.01
7	CHIX	0.00%	-0.01
8	AQXE	0.00%	-0.02

Volume Trend



Market Share Trend



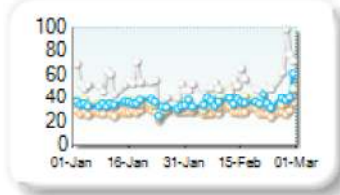
Market share is based on on-book value traded during continuous trading. The share is calculated by averaging over all stocks in the index. The current value shown is for last week and the change is relative to the previous week.

Spreads

At touch

Rank	Venue	Spread (bps)	Change
1	XMAD	28.01	+0.48
2	CEUX	36.41	+2.48
3	AQEU	37.88	+3.93
4	TQEX	55.88	+4.70

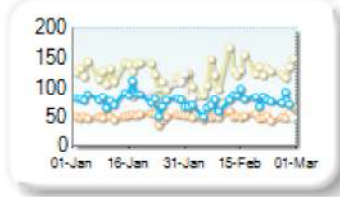
Monthly Spread Trend



25k EUR deal

Rank	Venue	Spread (bps)	Change
1	XMAD	50.36	+0.32
2	TQEX	66.56	-136.68
3	AQEU	75.26	-3.65
4	CEUX	126.12	+3.21

Monthly Spread Trend



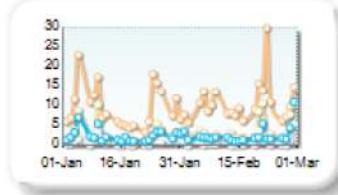
Spreads measure the bid to offer spread of the best visible orders in the book. The result is averaged over the stocks in the index and is based on measurements of the order books every 30 seconds. The value for the spread is quoted in basis points (0.01%).

Book Depths

10BPS Depth (top of book)

Rank	Venue	Depth (1K EUR)	Change
1	XMAD	10.8	+1.2
2	CEUX	3.6	+0.7
3	AQEU	2.5	+0.1
4	TQEX	1.0	+0.0

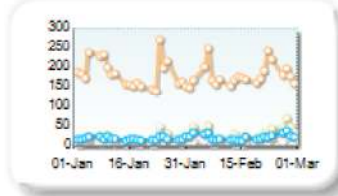
Monthly Depth Trend



50BPS Depth (deeper into book)

Rank	Venue	Depth (1K EUR)	Change
1	XMAD	182.7	-2.2
2	CEUX	32.2	+11.7
3	AQEU	23.9	+4.2
4	TQEX	12.4	+1.2
5	BATE	0.1	-0.1

Monthly Depth Trend



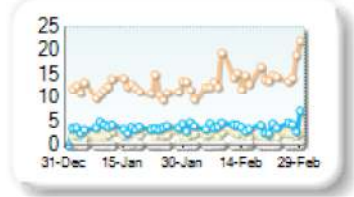
Market depth measures the amount of visible liquidity (bids and offers) in the order book within 10 or 50 BPS of mid price. The result is averaged over the stocks in the index and is based on measurements of the order book every 30 seconds. This is quoted in '000s of EUR.

Best Prices

At touch

Rank	Venue	Best Price (%)	Change
1	XMAD	14.47	+3.65
2	AQEU	4.01	+0.80
3	CEUX	2.29	+0.12
4	TQEX	0.17	+0.01
5	CHIX	0.00	+0.00
6	TRQX	0.00	+0.00
7	BATE	0.00	0.00
8	AQXE	0.00	+0.00


Best Prices Trend



25k EUR deal

Rank	Venue	Best Price (%)	Change
1	XMAD	95.32	-1.58
2	CEUX	1.34	+0.27
3	AQEU	1.18	+0.04
4	TQEX	0.26	+0.15
5	CHIX	0.00	+0.00
6	TRQX	0.00	+0.00
7	BATE	0.00	+0.00
8	AQXE	0.00	+0.00

Best Prices Trend

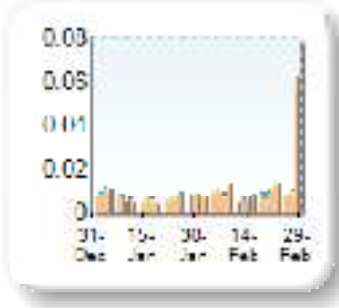


Best Price % measures how often each venue posts an absolute best price (no ties) for stocks. The result is averaged over the stocks in the index and is based on measurements of the order book every 5 seconds.

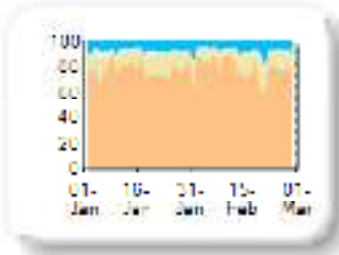
Market Share

Rank	Venue	Market Share	Change
1	XMAD	82.03%	+2.74
2	CEUX	10.20%	-1.54
3	AQEU	5.93%	-0.74
4	TQEX	1.83%	-0.46
5	BATE	0.00%	0.00

Volume Trend



Market Share Trend




Market share is based on on-book value traded during continuous trading. The share is calculated by averaging over all stocks in the index. The current value shown is for last week and the change is relative to the previous week.

Spreads

At touch

Rank	Venue	Spread (bps)	Change
1	XMAD	20.74	+0.62
2	AQEU	32.77	+7.05
3	CEUX	33.99	+1.82
4	TQEX	62.54	+2.25


Monthly Spread Trend



25k EUR deal

Rank	Venue	Spread (bps)	Change
1	XMAD	44.77	-2.00
2	CEUX	199.35	+9.46

Monthly Spread Trend



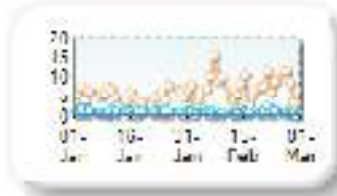
Spreads measure the bid to offer spread of the best visible orders in the book. The result is averaged over the stocks in the index and is based on measurements of the order books every 30 seconds. The value for the spread is quoted in basis points (0.01%).

Book Depths

10BPS Depth (top of book)

Rank	Venue	Depth (1K EUR)	Change
1	XMAD	7.3	+2.1
2	AQEU	0.9	-0.1
3	CEUX	0.8	+0.0
4	TQEX	0.1	0.0


Monthly Depth Trend



50BPS Depth (deeper into book)

Rank	Venue	Depth (1K EUR)	Change
1	XMAD	176.4	-3.2
2	AQEU	15.9	-1.3
3	CEUX	9.8	-0.3
4	TQEX	5.5	-0.5

Monthly Depth Trend



Market depth measures the amount of visible liquidity (bids and offers) in the order book within 10 or 50 BPS of mid price. The result is averaged over the stocks in the index and is based on measurements of the order book every 30 seconds. This is quoted in '000s of EUR.

Best Prices

At touch

Rank	Venue	Best Price (%)	Change
1	XMAD	16.56	+4.05
2	AQEU	3.34	-0.02
3	CEUX	2.25	+0.16
4	TQEX	0.14	-0.12
5	BATE	0.00	+0.00

Best Prices Trend



25k EUR deal

Rank	Venue	Best Price (%)	Change
1	XMAD	99.63	-0.31
2	CEUX	0.08	+0.08
3	AQEU	0.05	+0.04
4	BATE	0.00	+0.00
5	TQEX	0.00	+0.00

Best Prices Trend

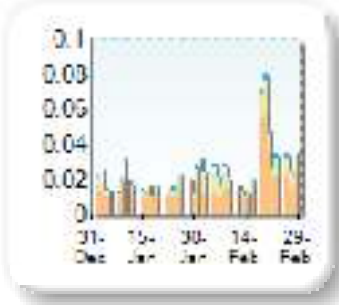


Best Price % measures how often each venue posts an absolute best price (no ties) for stocks. The result is averaged over the stocks in the index and is based on measurements of the order book every 5 seconds.

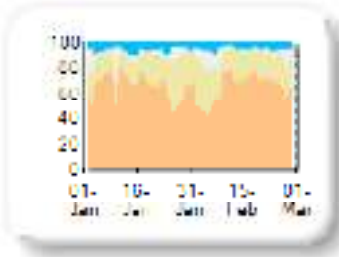
Market Share

Rank	Venue	Market Share	Change
1	XMAD	66.44%	+0.65
2	CEUX	24.01%	+2.05
3	AQEU	4.78%	-0.89
4	TQEX	4.67%	-1.85
5	BATE	0.08%	+0.02
6	TRQX	0.02%	+0.02

Volume Trend



Market Share Trend




Spreads

At touch

Rank	Venue	Spread (bps)	Change
1	XMAD	19.42	+3.53
2	CEUX	26.68	+3.88
3	AQEU	40.59	+8.09
4	TQEX	57.79	+11.04

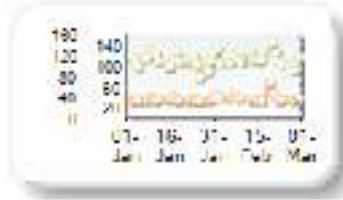
Monthly Spread Trend



25k EUR deal

Rank	Venue	Spread (bps)	Change
1	XMAD	38.66	+4.23
2	CEUX	119.46	+8.51

Monthly Spread Trend




Book Depths

10BPS Depth (top of book)

Rank	Venue	Depth (1K EUR)	Change
1	XMAD	9.2	-1.6
2	CEUX	2.3	-0.3
3	AQEU	0.9	-0.5
4	TQEX	0.3	0.0


Monthly Depth Trend



50BPS Depth (deeper into book)

Rank	Venue	Depth (1K EUR)	Change
1	XMAD	196.2	-46.7
2	CEUX	24.2	-2.0
3	AQEU	14.8	-1.8
4	TQEX	6.3	-1.4

Monthly Depth Trend




Best Prices

At touch

Rank	Venue	Best Price (%)	Change
1	XMAD	17.50	+4.30
2	CEUX	4.36	+0.19
3	AQEU	1.70	+0.57
4	TQEX	0.20	+0.04
5	TRQX	0.00	+0.00
6	BATE	0.00	+0.00

Best Prices Trend



25k EUR deal

Rank	Venue	Best Price (%)	Change
1	XMAD	99.47	-0.21
2	CEUX	0.21	-0.06
3	AQEU	0.16	+0.16
4	TRQX	0.00	+0.00
5	BATE	0.00	+0.00
6	TQEX	0.00	+0.00

Best Prices Trend



Market share is based on on-book value traded during continuous trading. The share is calculated by averaging over all stocks in the index. The current value shown is for last week and the change is relative to the previous week.

Spreads measure the bid to offer spread of the best visible orders in the book. The result is averaged over the stocks in the index and is based on measurements of the order books every 30 seconds. The value for the spread is quoted in basis points (0.01%).

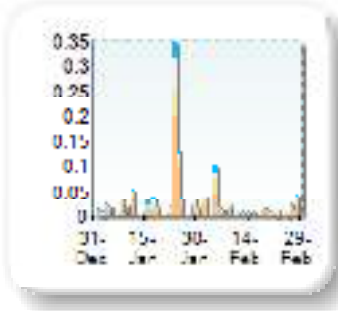
Market depth measures the amount of visible liquidity (bids and offers) in the order book within 10 or 50 BPS of mid price. The result is averaged over the stocks in the index and is based on measurements of the order book every 30 seconds. This is quoted in '000s of EUR.

Best Price % measures how often each venue posts an absolute best price (no ties) for stocks. The result is averaged over the stocks in the index and is based on measurements of the order book every 5 seconds.

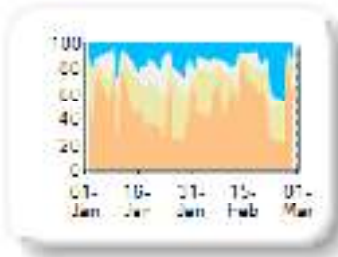
Market Share

Rank	Venue	Market Share	Change
1	XMAD	54.58%	-2.28
2	CEUX	23.89%	+5.31
3	AQEU	13.38%	+2.83
4	TQEX	8.14%	-5.86
5	BATE	0.00%	-0.01

Volume Trend



Market Share Trend



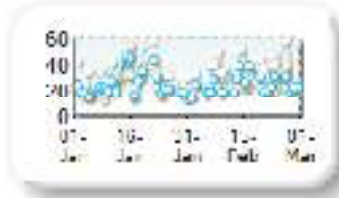
Market share is based on on-book value traded during continuous trading. The share is calculated by averaging over all stocks in the index. The current value shown is for last week and the change is relative to the previous week.

Spreads

At touch

Rank	Venue	Spread (bps)	Change
1	XMAD	20.67	+0.52
2	AQEU	23.96	-0.02
3	CEUX	26.94	+0.97
4	TQEX	38.12	-0.50


Monthly Spread Trend



25k EUR deal

Rank	Venue	Spread (bps)	Change
1	XMAD	32.85	-0.21
2	TQEX	58.81	-58.02
3	AQEU	60.76	-3.55
4	CEUX	74.28	-10.30

Monthly Spread Trend




Spreads measure the bid to offer spread of the best visible orders in the book. The result is averaged over the stocks in the index and is based on measurements of the order books every 30 seconds. The value for the spread is quoted in basis points (0.01%).

Book Depths

10BPS Depth (top of book)

Rank	Venue	Depth (1K EUR)	Change
1	XMAD	66.3	-12.3
2	CEUX	35.0	+4.3
3	AQEU	19.8	-4.5
4	TQEX	9.3	-1.5


Monthly Depth Trend



50BPS Depth (deeper into book)

Rank	Venue	Depth (1K EUR)	Change
1	XMAD	616.0	+121.6
2	CEUX	318.0	+195.5
3	AQEU	186.2	+92.7
4	TQEX	116.9	+24.8
5	BATE	0.0	+0.0

Monthly Depth Trend




Market depth measures the amount of visible liquidity (bids and offers) in the order book within 10 or 50 BPS of mid price. The result is averaged over the stocks in the index and is based on measurements of the order book every 30 seconds. This is quoted in '000s of EUR.

Best Prices

At touch

Rank	Venue	Best Price (%)	Change
1	XMAD	8.73	-0.72
2	AQEU	4.12	+3.12
3	CEUX	0.98	-1.41
4	TQEX	0.15	-0.08
5	BATE	0.00	+0.00


Best Prices Trend



25k EUR deal

Rank	Venue	Best Price (%)	Change
1	XMAD	64.62	-5.53
2	AQEU	10.36	-0.40
3	CEUX	8.58	+1.90
4	TQEX	3.88	+2.82
5	BATE	0.00	+0.00

Best Prices Trend

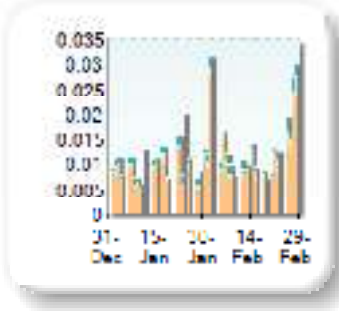


Best Price % measures how often each venue posts an absolute best price (no ties) for stocks. The result is averaged over the stocks in the index and is based on measurements of the order book every 5 seconds.

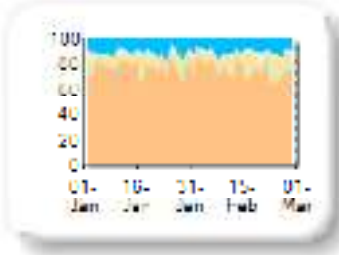
Market Share

Rank	Venue	Market Share	Change
1	XMAD	77.51%	-1.89
2	CEUX	11.66%	+2.52
3	AQEU	8.77%	-0.61
4	TQEX	2.05%	-0.02

Volume Trend



Market Share Trend



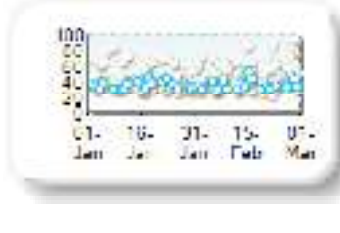
Market share is based on on-book value traded during continuous trading. The share is calculated by averaging over all stocks in the index. The current value shown is for last week and the change is relative to the previous week.

Spreads

At touch

Rank	Venue	Spread (bps)	Change
1	XMAD	28.67	-0.38
2	AQEU	36.61	+1.79
3	CEUX	47.84	+3.67
4	TQEX	72.17	+10.85

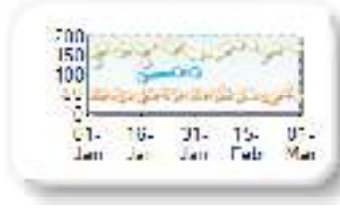
Monthly Spread Trend



25k EUR deal

Rank	Venue	Spread (bps)	Change
1	XMAD	48.06	-0.12
2	CEUX	179.39	+11.68

Monthly Spread Trend




Spreads measure the bid to offer spread of the best visible orders in the book. The result is averaged over the stocks in the index and is based on measurements of the order books every 30 seconds. The value for the spread is quoted in basis points (0.01%).

Book Depths

10BPS Depth (top of book)

Rank	Venue	Depth (1K EUR)	Change
1	XMAD	17.6	+12.5
2	AQEU	1.7	+0.4
3	CEUX	0.4	+0.1
4	TQEX	0.1	0.0

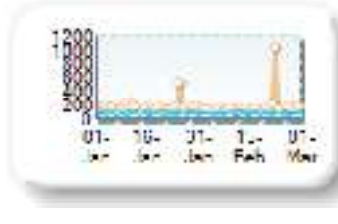
Monthly Depth Trend



50BPS Depth (deeper into book)

Rank	Venue	Depth (1K EUR)	Change
1	XMAD	181.0	+6.0
2	AQEU	21.7	-0.4
3	CEUX	9.3	-2.3
4	TQEX	5.0	-2.4

Monthly Depth Trend




Market depth measures the amount of visible liquidity (bids and offers) in the order book within 10 or 50 BPS of mid price. The result is averaged over the stocks in the index and is based on measurements of the order book every 30 seconds. This is quoted in '000s of EUR.

Best Prices

At touch

Rank	Venue	Best Price (%)	Change
1	XMAD	12.67	+0.22
2	AQEU	3.79	+1.94
3	CEUX	0.73	-0.15
4	TQEX	0.18	+0.24
5	CHIX	0.00	+0.00
6	BATE	0.00	+0.00


Best Prices Trend



25k EUR deal

Rank	Venue	Best Price (%)	Change
1	XMAD	97.23	-2.33
2	AQEU	2.62	+2.33
3	CEUX	0.08	-0.01
4	TQEX	0.02	+0.01
5	CHIX	0.00	+0.00
6	BATE	0.00	+0.00

Best Prices Trend

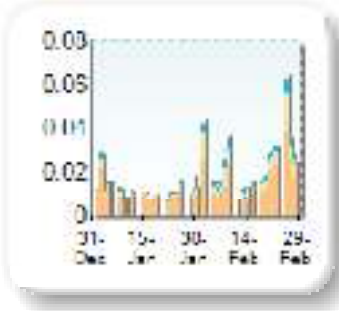


Best Price % measures how often each venue posts an absolute best price (no ties) for stocks. The result is averaged over the stocks in the index and is based on measurements of the order book every 5 seconds.

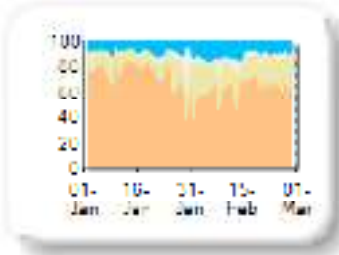
Market Share

Rank	Venue	Market Share	Change
1	XMAD	62.19%	-11.46
2	CEUX	23.28%	+8.93
3	AQEU	10.37%	+3.09
4	TQEX	4.14%	-0.56
5	BATE	0.02%	+0.00

Volume Trend



Market Share Trend




Market share is based on on-book value traded during continuous trading. The share is calculated by averaging over all stocks in the index. The current value shown is for last week and the change is relative to the previous week.

Spreads

At touch

Rank	Venue	Spread (bps)	Change
1	XMAD	24.53	-1.75
2	CEUX	31.52	-3.15
3	AQEU	33.12	-0.61
4	TQEX	57.56	-4.78

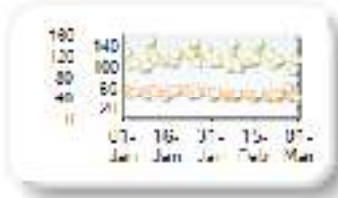
Monthly Spread Trend



25k EUR deal

Rank	Venue	Spread (bps)	Change
1	XMAD	45.02	-4.66
2	CEUX	112.53	-5.93

Monthly Spread Trend




Spreads measure the bid to offer spread of the best visible orders in the book. The result is averaged over the stocks in the index and is based on measurements of the order books every 30 seconds. The value for the spread is quoted in basis points (0.01%).

Book Depths

10BPS Depth (top of book)

Rank	Venue	Depth (1K EUR)	Change
1	XMAD	5.4	+1.0
2	CEUX	1.3	+0.6
3	AQEU	1.2	+0.6
4	TQEX	0.1	+0.0


Monthly Depth Trend



50BPS Depth (deeper into book)

Rank	Venue	Depth (1K EUR)	Change
1	XMAD	178.8	-8.9
2	CEUX	24.6	+2.7
3	AQEU	17.8	+1.8
4	TQEX	6.7	+0.2
5	BATE	0.2	+0.0

Monthly Depth Trend



Market depth measures the amount of visible liquidity (bids and offers) in the order book within 10 or 50 BPS of mid price. The result is averaged over the stocks in the index and is based on measurements of the order book every 30 seconds. This is quoted in '000s of EUR.

Best Prices

At touch

Rank	Venue	Best Price (%)	Change
1	XMAD	10.71	-4.88
2	AQEU	4.97	-0.42
3	CEUX	3.61	-1.17
4	TQEX	0.32	+0.18
5	BATE	0.00	+0.00

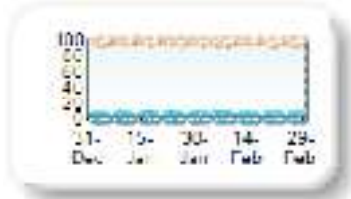
Best Prices Trend



25k EUR deal

Rank	Venue	Best Price (%)	Change
1	XMAD	98.82	-0.57
2	CEUX	0.70	+0.31
3	AQEU	0.38	+0.21
4	TQEX	0.01	+0.01
5	BATE	0.00	+0.00

Best Prices Trend

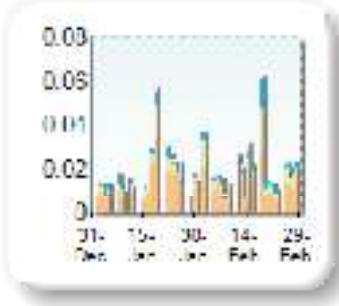


Best Price % measures how often each venue posts an absolute best price (no ties) for stocks. The result is averaged over the stocks in the index and is based on measurements of the order book every 5 seconds.

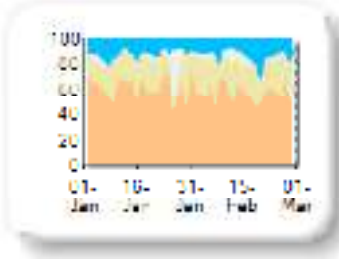
Market Share

Rank	Venue	Market Share	Change
1	XMAD	57.07%	-5.61
2	CEUX	24.91%	+4.09
3	AQEU	13.61%	+2.38
4	TQEX	4.39%	-0.84
5	BATE	0.01%	+0.01
6	CHIX	0.00%	+0.00
7	AQXE	0.00%	+0.00

Volume Trend



Market Share Trend



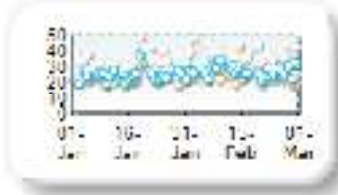
Market share is based on on-book value traded during continuous trading. The share is calculated by averaging over all stocks in the index. The current value shown is for last week and the change is relative to the previous week.

Spreads

At touch

Rank	Venue	Spread (bps)	Change
1	XMAD	22.14	+1.16
2	CEUX	24.97	+1.87
3	AQEU	26.18	+2.39
4	TQEX	38.35	+4.01


Monthly Spread Trend



25k EUR deal

Rank	Venue	Spread (bps)	Change
1	XMAD	42.68	-2.19
2	CEUX	134.24	+7.86

Monthly Spread Trend




Spreads measure the bid to offer spread of the best visible orders in the book. The result is averaged over the stocks in the index and is based on measurements of the order books every 30 seconds. The value for the spread is quoted in basis points (0.01%).

Book Depths

10BPS Depth (top of book)

Rank	Venue	Depth (1K EUR)	Change
1	XMAD	7.8	+1.4
2	AQEU	2.1	-0.4
3	CEUX	1.6	-0.3
4	TQEX	0.2	-0.1


Monthly Depth Trend



50BPS Depth (deeper into book)

Rank	Venue	Depth (1K EUR)	Change
1	XMAD	199.2	+12.7
2	AQEU	24.4	-0.3
3	CEUX	20.9	-2.3
4	TQEX	9.8	-1.0

Monthly Depth Trend




Market depth measures the amount of visible liquidity (bids and offers) in the order book within 10 or 50 BPS of mid price. The result is averaged over the stocks in the index and is based on measurements of the order book every 30 seconds. This is quoted in '000s of EUR.

Best Prices

At touch

Rank	Venue	Best Price (%)	Change
1	XMAD	4.99	+2.92
2	CEUX	1.99	+1.86
3	AQEU	1.49	+0.64
4	TQEX	0.08	+0.02
5	CHIX	0.00	+0.00
6	TRQX	0.00	+0.00
7	BATE	0.00	+0.00
8	AQXE	0.00	+0.00


Best Prices Trend



25k EUR deal

Rank	Venue	Best Price (%)	Change
1	XMAD	98.52	+1.61
2	CEUX	0.83	-1.36
3	AQEU	0.55	-0.17
4	TQEX	0.00	-0.02
5	CHIX	0.00	+0.00
6	TRQX	0.00	+0.00
7	BATE	0.00	+0.00
8	AQXE	0.00	+0.00

Best Prices Trend

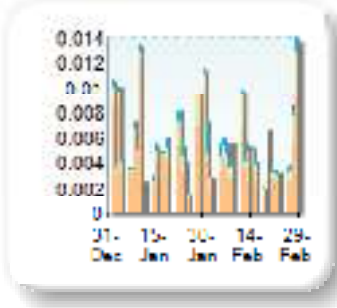


Best Price % measures how often each venue posts an absolute best price (no ties) for stocks. The result is averaged over the stocks in the index and is based on measurements of the order book every 5 seconds.

Market Share

Rank	Venue	Market Share	Change
1	XMAD	65.74%	-11.69
2	CEUX	22.44%	+8.28
3	AQEU	11.82%	+3.44
4	CHIX	0.00%	+0.00
5	BATE	0.00%	-0.03

Volume Trend



Market Share Trend



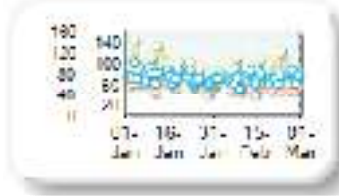
Market share is based on on-book value traded during continuous trading. The share is calculated by averaging over all stocks in the index. The current value shown is for last week and the change is relative to the previous week.

Spreads

At touch

Rank	Venue	Spread (bps)	Change
1	XMAD	54.27	-7.28
2	AQEU	71.21	-2.39
3	CEUX	81.25	-10.69

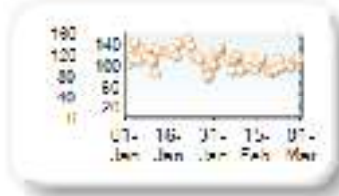
Monthly Spread Trend



25k EUR deal

Rank	Venue	Spread (bps)	Change
1	XMAD	105.81	-13.18

Monthly Spread Trend




Spreads measure the bid to offer spread of the best visible orders in the book. The result is averaged over the stocks in the index and is based on measurements of the order books every 30 seconds. The value for the spread is quoted in basis points (0.01%).

Book Depths

10BPS Depth (top of book)

Rank	Venue	Depth (1K EUR)	Change
1	XMAD	0.7	+0.2
2	CEUX	0.1	+0.1
3	AQEU	0.1	+0.0


Monthly Depth Trend



50BPS Depth (deeper into book)

Rank	Venue	Depth (1K EUR)	Change
1	XMAD	32.1	+5.5
2	AQEU	4.5	+0.6
3	CEUX	4.1	+1.1

Monthly Depth Trend



Market depth measures the amount of visible liquidity (bids and offers) in the order book within 10 or 50 BPS of mid price. The result is averaged over the stocks in the index and is based on measurements of the order book every 30 seconds. This is quoted in '000s of EUR.

Best Prices

At touch

Rank	Venue	Best Price (%)	Change
1	XMAD	16.82	+3.35
2	AQEU	5.53	-1.25
3	CEUX	2.68	-0.89
4	CHIX	0.00	+0.00
5	BATE	0.00	+0.00


Best Prices Trend



25k EUR deal

Rank	Venue	Best Price (%)	Change
1	XMAD	99.63	-0.13
2	CEUX	0.21	+0.20
3	AQEU	0.12	-0.03
4	CHIX	0.00	+0.00
5	BATE	0.00	+0.00

Best Prices Trend

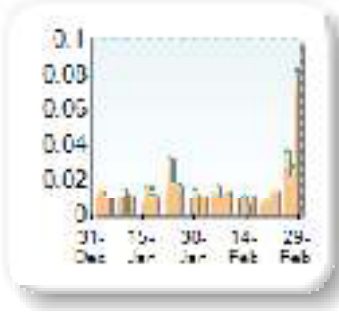


Best Price % measures how often each venue posts an absolute best price (no ties) for stocks. The result is averaged over the stocks in the index and is based on measurements of the order book every 5 seconds.

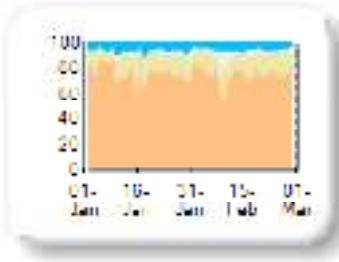
Market Share

Rank	Venue	Market Share	Change
1	XMAD	76.31%	+1.05
2	CEUX	15.85%	+0.35
3	AQEU	4.85%	-1.71
4	TQEX	2.82%	+0.15
5	TRQX	0.13%	+0.13
6	BATE	0.04%	+0.03

Volume Trend



Market Share Trend




Market share is based on on-book value traded during continuous trading. The share is calculated by averaging over all stocks in the index. The current value shown is for last week and the change is relative to the previous week.

Spreads

At touch

Rank	Venue	Spread (bps)	Change
1	XMAD	20.04	-0.96
2	CEUX	30.36	+1.68
3	AQEU	37.74	+5.23
4	TQEX	54.12	+3.35

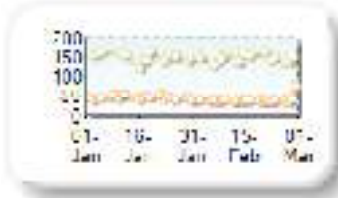
Monthly Spread Trend



25k EUR deal

Rank	Venue	Spread (bps)	Change
1	XMAD	40.75	-6.01
2	CEUX	159.66	-1.63

Monthly Spread Trend



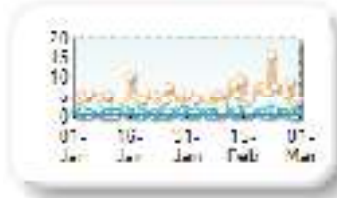
Spreads measure the bid to offer spread of the best visible orders in the book. The result is averaged over the stocks in the index and is based on measurements of the order books every 30 seconds. The value for the spread is quoted in basis points (0.01%).

Book Depths

10BPS Depth (top of book)

Rank	Venue	Depth (1K EUR)	Change
1	XMAD	5.9	+1.4
2	CEUX	1.2	+0.3
3	AQEU	0.6	+0.1
4	TQEX	0.1	0.0


Monthly Depth Trend



50BPS Depth (deeper into book)

Rank	Venue	Depth (1K EUR)	Change
1	XMAD	192.2	+10.8
2	CEUX	14.1	+2.3
3	AQEU	13.9	+1.5
4	TQEX	6.1	+0.1

Monthly Depth Trend



Market depth measures the amount of visible liquidity (bids and offers) in the order book within 10 or 50 BPS of mid price. The result is averaged over the stocks in the index and is based on measurements of the order book every 30 seconds. This is quoted in '000s of EUR.

Best Prices

At touch

Rank	Venue	Best Price (%)	Change
1	XMAD	16.34	+4.96
2	AQEU	3.04	+2.03
3	CEUX	2.86	+0.18
4	TQEX	0.17	+0.17
5	TRQX	0.00	+0.00
6	BATE	0.00	+0.00


Best Prices Trend



25k EUR deal

Rank	Venue	Best Price (%)	Change
1	XMAD	99.62	-0.11
2	CEUX	0.29	+0.12
3	AQEU	0.00	0.00
4	TRQX	0.00	+0.00
5	BATE	0.00	+0.00
6	TQEX	0.00	-0.04

Best Prices Trend

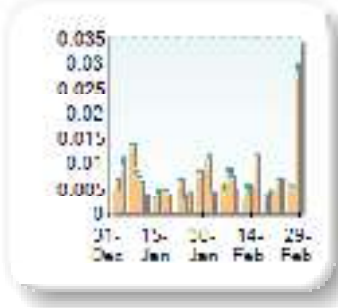


Best Price % measures how often each venue posts an absolute best price (no ties) for stocks. The result is averaged over the stocks in the index and is based on measurements of the order book every 5 seconds.

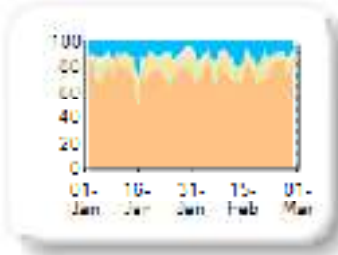
Market Share

Rank	Venue	Market Share	Change
1	XMAD	77.71%	+1.44
2	CEUX	11.82%	-0.03
3	AQEU	8.90%	-0.44
4	TQEX	1.54%	-1.01
5	BATE	0.03%	+0.03

Volume Trend



Market Share Trend



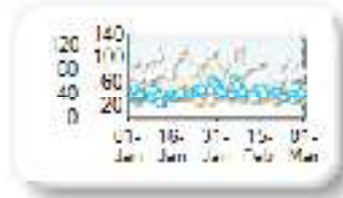
Market share is based on on-book value traded during continuous trading. The share is calculated by averaging over all stocks in the index. The current value shown is for last week and the change is relative to the previous week.

Spreads

At touch

Rank	Venue	Spread (bps)	Change
1	XMAD	35.74	+0.16
2	AQEU	43.86	+1.15
3	CEUX	51.11	-6.93
4	TQEX	96.93	-4.65


Monthly Spread Trend



25k EUR deal

Rank	Venue	Spread (bps)	Change
1	XMAD	74.90	-2.68
2	CEUX	280.43	-5.82

Monthly Spread Trend



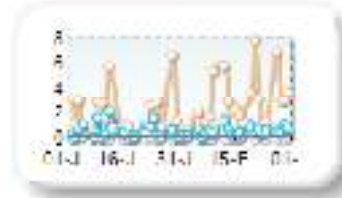
Spreads measure the bid to offer spread of the best visible orders in the book. The result is averaged over the stocks in the index and is based on measurements of the order books every 30 seconds. The value for the spread is quoted in basis points (0.01%).

Book Depths

10BPS Depth (top of book)

Rank	Venue	Depth (1K EUR)	Change
1	XMAD	2.7	+0.9
2	AQEU	0.5	0.0
3	CEUX	0.4	+0.2
4	TQEX	0.1	+0.0


Monthly Depth Trend



50BPS Depth (deeper into book)

Rank	Venue	Depth (1K EUR)	Change
1	XMAD	65.7	+4.6
2	AQEU	8.6	-2.9
3	CEUX	7.3	+1.4
4	TQEX	2.8	+0.2

Monthly Depth Trend




Market depth measures the amount of visible liquidity (bids and offers) in the order book within 10 or 50 BPS of mid price. The result is averaged over the stocks in the index and is based on measurements of the order book every 30 seconds. This is quoted in '000s of EUR.

Best Prices

At touch

Rank	Venue	Best Price (%)	Change
1	XMAD	11.88	+3.49
2	AQEU	3.97	+1.24
3	CEUX	1.76	+1.00
4	TQEX	0.10	-0.03
5	BATE	0.00	+0.00


Best Prices Trend



25k EUR deal

Rank	Venue	Best Price (%)	Change
1	XMAD	99.83	+0.36
2	CEUX	0.02	0.00
3	AQEU	0.01	-0.44
4	BATE	0.00	+0.00
5	TQEX	0.00	+0.00

Best Prices Trend



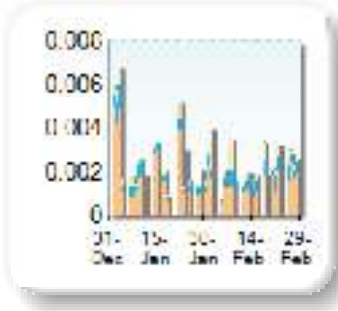
Best Price % measures how often each venue posts an absolute best price (no ties) for stocks. The result is averaged over the stocks in the index and is based on measurements of the order book every 5 seconds.

Fomento de Construcciones y Contratas SA

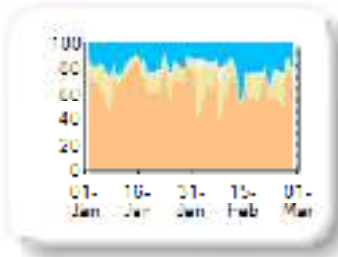
Market Share

Rank	Venue	Market Share	Change
1	XMAD	62.53%	-10.83
2	AQEU	18.56%	+3.52
3	CEUX	15.65%	+6.54
4	TQEX	3.24%	+0.75
5	BATE	0.02%	+0.02

Volume Trend



Market Share Trend



Market share is based on on-book value traded during continuous trading. The share is calculated by averaging over all stocks in the index. The current value shown is for last week and the change is relative to the previous week.

Spreads

At touch

Rank	Venue	Spread (bps)	Change
1	AQEU	71.85	+16.36
2	XMAD	74.05	+9.99
3	CEUX	124.50	+9.61
4	TQEX	176.83	+54.89

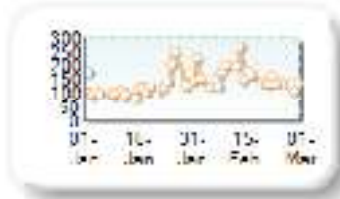
Monthly Spread Trend



25k EUR deal

Rank	Venue	Spread (bps)	Change
1	XMAD	158.84	+35.17

Monthly Spread Trend




Spreads measure the bid to offer spread of the best visible orders in the book. The result is averaged over the stocks in the index and is based on measurements of the order books every 30 seconds. The value for the spread is quoted in basis points (0.01%).

Book Depths

10BPS Depth (top of book)

Rank	Venue	Depth (1K EUR)	Change
1	XMAD	0.5	0.0
2	AQEU	0.1	-0.1
3	CEUX	0.1	+0.0
4	TQEX	0.0	0.0


Monthly Depth Trend



50BPS Depth (deeper into book)

Rank	Venue	Depth (1K EUR)	Change
1	XMAD	11.9	-11.5
2	AQEU	4.6	-3.4
3	CEUX	1.4	-0.5
4	TQEX	0.7	-1.0

Monthly Depth Trend



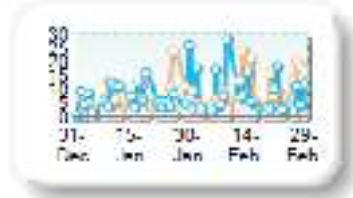
Market depth measures the amount of visible liquidity (bids and offers) in the order book within 10 or 50 BPS of mid price. The result is averaged over the stocks in the index and is based on measurements of the order book every 30 seconds. This is quoted in '000s of EUR.

Best Prices

At touch

Rank	Venue	Best Price (%)	Change
1	XMAD	10.58	+4.55
2	AQEU	8.76	+5.10
3	CEUX	0.61	-0.18
4	TQEX	0.07	-0.57
5	BATE	0.00	+0.00

Best Prices Trend



25k EUR deal

Rank	Venue	Best Price (%)	Change
1	XMAD	99.17	+0.41
2	AQEU	0.59	-0.29
3	BATE	0.00	+0.00
4	CEUX	0.00	+0.00
5	TQEX	0.00	+0.00

Best Prices Trend

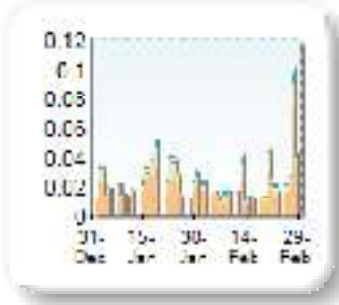


Best Price % measures how often each venue posts an absolute best price (no ties) for stocks. The result is averaged over the stocks in the index and is based on measurements of the order book every 5 seconds.

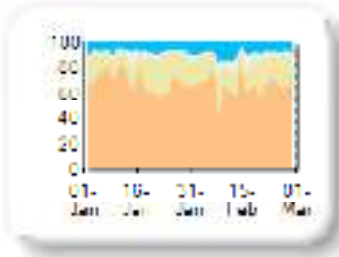
Market Share

Rank	Venue	Market Share	Change
1	XMAD	67.52%	-0.76
2	CEUX	19.91%	-1.43
3	AQEU	8.11%	+1.70
4	TQEX	4.45%	+0.51
5	BATE	0.00%	-0.03
6	TRQX	0.00%	+0.00

Volume Trend



Market Share Trend




Market share is based on on-book value traded during continuous trading. The share is calculated by averaging over all stocks in the index. The current value shown is for last week and the change is relative to the previous week.

Spreads

At touch

Rank	Venue	Spread (bps)	Change
1	XMAD	19.91	-0.57
2	CEUX	26.65	+0.05
3	AQEU	29.84	-0.05
4	TQEX	47.03	-4.69


Monthly Spread Trend



25k EUR deal

Rank	Venue	Spread (bps)	Change
1	XMAD	38.94	-4.74
2	CEUX	139.41	+4.32

Monthly Spread Trend




Spreads measure the bid to offer spread of the best visible orders in the book. The result is averaged over the stocks in the index and is based on measurements of the order books every 30 seconds. The value for the spread is quoted in basis points (0.01%).

Book Depths

10BPS Depth (top of book)

Rank	Venue	Depth (1K EUR)	Change
1	XMAD	9.1	+0.0
2	CEUX	2.3	-0.2
3	AQEU	1.5	+0.3
4	TQEX	0.4	+0.1

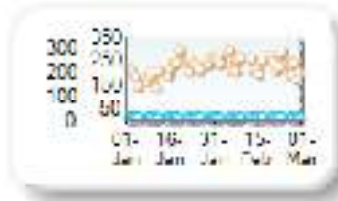
Monthly Depth Trend



50BPS Depth (deeper into book)

Rank	Venue	Depth (1K EUR)	Change
1	XMAD	236.9	+18.9
2	CEUX	14.6	-0.8
3	AQEU	13.8	+0.7
4	TQEX	7.0	+0.2
5	BATE	0.2	-0.2

Monthly Depth Trend



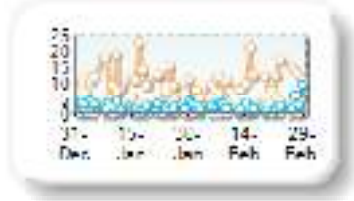
Market depth measures the amount of visible liquidity (bids and offers) in the order book within 10 or 50 BPS of mid price. The result is averaged over the stocks in the index and is based on measurements of the order book every 30 seconds. This is quoted in '000s of EUR.

Best Prices

At touch

Rank	Venue	Best Price (%)	Change
1	XMAD	10.62	+0.07
2	CEUX	3.32	-0.10
3	AQEU	2.34	-0.39
4	TQEX	0.32	-0.09
5	TRQX	0.00	+0.00
6	BATE	0.00	-0.01

Best Prices Trend



25k EUR deal

Rank	Venue	Best Price (%)	Change
1	XMAD	99.44	+0.01
2	CEUX	0.36	-0.13
3	AQEU	0.08	+0.03
4	TQEX	0.04	+0.04
5	TRQX	0.00	+0.00
6	BATE	0.00	+0.00

Best Prices Trend

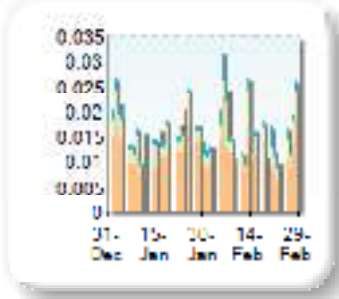


Best Price % measures how often each venue posts an absolute best price (no ties) for stocks. The result is averaged over the stocks in the index and is based on measurements of the order book every 5 seconds.

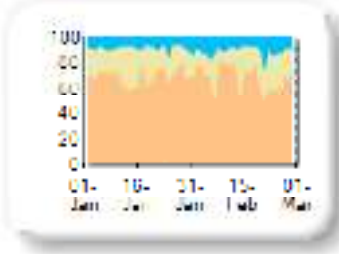
Market Share

Rank	Venue	Market Share	Change
1	XMAD	67.77%	-2.47
2	CEUX	21.14%	+0.10
3	AQEU	11.08%	+2.65

Volume Trend



Market Share Trend




Market share is based on on-book value traded during continuous trading. The share is calculated by averaging over all stocks in the index. The current value shown is for last week and the change is relative to the previous week.

Spreads

At touch

Rank	Venue	Spread (bps)	Change
1	XMAD	49.88	+7.04
2	CEUX	69.25	+18.61
3	AQEU	71.82	+18.03


Monthly Spread Trend



25k EUR deal

Rank	Venue	Spread (bps)	Change
1	XMAD	86.57	+8.45

Monthly Spread Trend



Spreads measure the bid to offer spread of the best visible orders in the book. The result is averaged over the stocks in the index and is based on measurements of the order books every 30 seconds. The value for the spread is quoted in basis points (0.01%).

Book Depths

10BPS Depth (top of book)

Rank	Venue	Depth (1K EUR)	Change
1	XMAD	0.6	-0.3
2	CEUX	0.1	-0.3
3	AQEU	0.1	-0.1


Monthly Depth Trend



50BPS Depth (deeper into book)

Rank	Venue	Depth (1K EUR)	Change
1	XMAD	50.2	-11.4
2	AQEU	10.3	+1.7
3	CEUX	5.6	-3.1

Monthly Depth Trend



Market depth measures the amount of visible liquidity (bids and offers) in the order book within 10 or 50 BPS of mid price. The result is averaged over the stocks in the index and is based on measurements of the order book every 30 seconds. This is quoted in '000s of EUR.

Best Prices

At touch

Rank	Venue	Best Price (%)	Change
1	XMAD	20.47	+13.07
2	AQEU	7.43	+0.59
3	CEUX	5.14	-0.53
4	CHIX	0.00	+0.00
5	BATE	0.00	+0.00

Best Prices Trend



25k EUR deal

Rank	Venue	Best Price (%)	Change
1	XMAD	98.83	-0.36
2	AQEU	0.86	+0.60
3	CEUX	0.19	-0.26
4	CHIX	0.00	+0.00
5	BATE	0.00	+0.00

Best Prices Trend



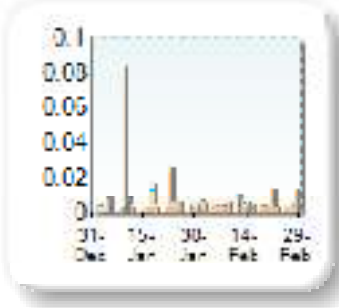
Best Price % measures how often each venue posts an absolute best price (no ties) for stocks. The result is averaged over the stocks in the index and is based on measurements of the order book every 5 seconds.

Linea Directa Aseguradora SA Cia de Seguros y Rea

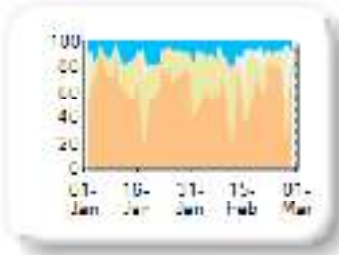
Market Share

Rank	Venue	Market Share	Change
1	XMAD	60.85%	-16.49
2	CEUX	23.65%	+10.32
3	AQEU	8.42%	+3.79
4	TQEX	7.08%	+2.38
5	BATE	0.00%	+0.00

Volume Trend



Market Share Trend




Market share is based on on-book value traded during continuous trading. The share is calculated by averaging over all stocks in the index. The current value shown is for last week and the change is relative to the previous week.

Spreads

At touch

Rank	Venue	Spread (bps)	Change
1	XMAD	39.93	-0.82
2	AQEU	53.20	+5.44
3	CEUX	61.03	+4.03
4	TQEX	135.55	-1.52


Monthly Spread Trend



25k EUR deal

Rank	Venue	Spread (bps)	Change
1	XMAD	98.71	-3.23
2	CEUX	354.86	+28.71

Monthly Spread Trend




Spreads measure the bid to offer spread of the best visible orders in the book. The result is averaged over the stocks in the index and is based on measurements of the order books every 30 seconds. The value for the spread is quoted in basis points (0.01%).

Book Depths

10BPS Depth (top of book)

Rank	Venue	Depth (1K EUR)	Change
1	XMAD	0.7	-0.2
2	CEUX	0.1	+0.0
3	AQEU	0.1	+0.0


Monthly Depth Trend



50BPS Depth (deeper into book)

Rank	Venue	Depth (1K EUR)	Change
1	XMAD	32.2	-0.3
2	AQEU	4.7	-1.4
3	CEUX	4.0	-1.5
4	TQEX	1.6	+0.0

Monthly Depth Trend



Market depth measures the amount of visible liquidity (bids and offers) in the order book within 10 or 50 BPS of mid price. The result is averaged over the stocks in the index and is based on measurements of the order book every 30 seconds. This is quoted in '000s of EUR.

Best Prices

At touch

Rank	Venue	Best Price (%)	Change
1	XMAD	15.43	+0.75
2	AQEU	5.50	-0.61
3	CEUX	3.16	+0.52
4	TQEX	0.13	+0.22
5	BATE	0.00	+0.00


Best Prices Trend



25k EUR deal

Rank	Venue	Best Price (%)	Change
1	XMAD	99.95	+0.76
2	CEUX	0.00	-0.37
3	BATE	0.00	+0.00
4	TQEX	0.00	+0.00
5	AQEU	0.00	-0.37

Best Prices Trend



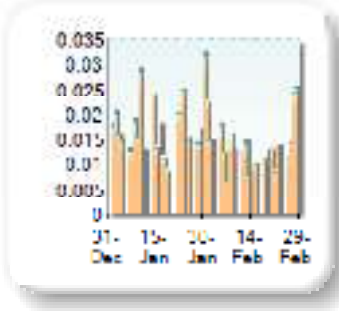
Best Price % measures how often each venue posts an absolute best price (no ties) for stocks. The result is averaged over the stocks in the index and is based on measurements of the order book every 5 seconds.

PHARMA MAR SA PHARMA MAR ORD SHS

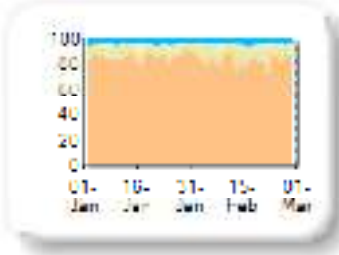
Market Share

Rank	Venue	Market Share	Change
1	XMAD	84.08%	-2.23
2	CEUX	10.96%	+2.51
3	AQEU	3.11%	-0.27
4	TQEX	1.85%	+0.02

Volume Trend



Market Share Trend



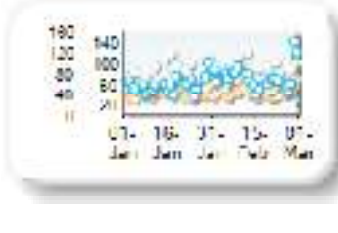
Market share is based on on-book value traded during continuous trading. The share is calculated by averaging over all stocks in the index. The current value shown is for last week and the change is relative to the previous week.

Spreads

At touch

Rank	Venue	Spread (bps)	Change
1	XMAD	39.55	+3.77
2	CEUX	64.41	+9.24
3	AQEU	74.23	+15.55
4	TQEX	96.32	+8.54

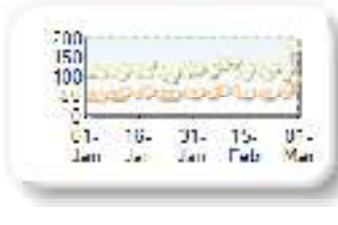
Monthly Spread Trend



25k EUR deal

Rank	Venue	Spread (bps)	Change
1	XMAD	62.13	+7.87
2	CEUX	124.64	+10.91

Monthly Spread Trend




Spreads measure the bid to offer spread of the best visible orders in the book. The result is averaged over the stocks in the index and is based on measurements of the order books every 30 seconds. The value for the spread is quoted in basis points (0.01%).

Book Depths

10BPS Depth (top of book)

Rank	Venue	Depth (1K EUR)	Change
1	XMAD	0.7	-0.9
2	CEUX	0.1	0.0
3	AQEU	0.0	-0.1
4	TQEX	0.0	0.0


Monthly Depth Trend



50BPS Depth (deeper into book)

Rank	Venue	Depth (1K EUR)	Change
1	XMAD	123.6	-53.8
2	CEUX	16.8	-3.4
3	AQEU	6.9	-5.0
4	TQEX	2.5	-0.4

Monthly Depth Trend




Market depth measures the amount of visible liquidity (bids and offers) in the order book within 10 or 50 BPS of mid price. The result is averaged over the stocks in the index and is based on measurements of the order book every 30 seconds. This is quoted in '000s of EUR.

Best Prices

At touch

Rank	Venue	Best Price (%)	Change
1	XMAD	29.70	+10.66
2	AQEU	3.53	-0.20
3	CEUX	3.38	+0.25
4	TQEX	0.22	+0.10
5	CHIX	0.00	+0.00


Best Prices Trend



25k EUR deal

Rank	Venue	Best Price (%)	Change
1	XMAD	99.55	-0.09
2	CEUX	0.35	+0.07
3	AQEU	0.00	-0.02
4	CHIX	0.00	+0.00
5	TQEX	0.00	-0.01

Best Prices Trend

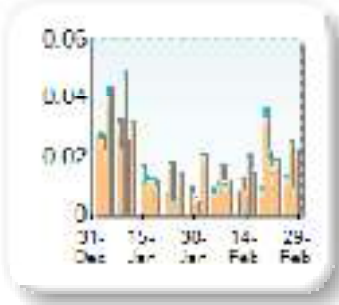


Best Price % measures how often each venue posts an absolute best price (no ties) for stocks. The result is averaged over the stocks in the index and is based on measurements of the order book every 5 seconds.

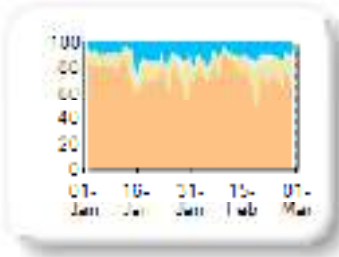
Market Share

Rank	Venue	Market Share	Change
1	XMAD	76.09%	-2.39
2	CEUX	13.16%	+1.99
3	AQEU	8.81%	+0.36
4	TQEX	1.88%	+0.01
5	TRQX	0.07%	+0.04
6	BATE	0.00%	0.00

Volume Trend



Market Share Trend




Market share is based on on-book value traded during continuous trading. The share is calculated by averaging over all stocks in the index. The current value shown is for last week and the change is relative to the previous week.

Spreads

At touch

Rank	Venue	Spread (bps)	Change
1	XMAD	16.32	-1.92
2	AQEU	21.44	-0.50
3	CEUX	22.25	-1.57
4	TQEX	36.73	+2.28


Monthly Spread Trend



25k EUR deal

Rank	Venue	Spread (bps)	Change
1	XMAD	23.61	-1.81
2	AQEU	49.49	n/a
3	CEUX	200.39	+12.77

Monthly Spread Trend




Spreads measure the bid to offer spread of the best visible orders in the book. The result is averaged over the stocks in the index and is based on measurements of the order books every 30 seconds. The value for the spread is quoted in basis points (0.01%).

Book Depths

10BPS Depth (top of book)

Rank	Venue	Depth (1K EUR)	Change
1	XMAD	33.5	+3.9
2	AQEU	5.0	+1.5
3	CEUX	3.0	+0.5
4	TQEX	0.3	+0.1

Monthly Depth Trend



50BPS Depth (deeper into book)

Rank	Venue	Depth (1K EUR)	Change
1	XMAD	493.0	-185.0
2	CEUX	28.3	-5.8
3	AQEU	28.2	+2.6
4	TQEX	10.2	-1.5

Monthly Depth Trend




Market depth measures the amount of visible liquidity (bids and offers) in the order book within 10 or 50 BPS of mid price. The result is averaged over the stocks in the index and is based on measurements of the order book every 30 seconds. This is quoted in '000s of EUR.

Best Prices

At touch

Rank	Venue	Best Price (%)	Change
1	XMAD	8.17	+8.15
2	AQEU	1.09	+0.07
3	CEUX	0.45	+0.27
4	TQEX	0.02	0.00
5	CHIX	0.00	+0.00
6	TRQX	0.00	+0.00
7	BATE	0.00	+0.00


Best Prices Trend



25k EUR deal

Rank	Venue	Best Price (%)	Change
1	XMAD	96.25	-0.43
2	AQEU	2.11	+1.73
3	CEUX	1.03	-0.98
4	CHIX	0.00	+0.00
5	TRQX	0.00	+0.00
6	BATE	0.00	+0.00
7	TQEX	0.00	+0.00

Best Prices Trend

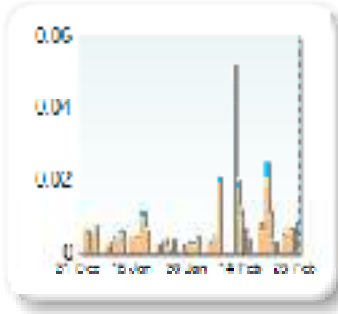


Best Price % measures how often each venue posts an absolute best price (no ties) for stocks. The result is averaged over the stocks in the index and is based on measurements of the order book every 5 seconds.

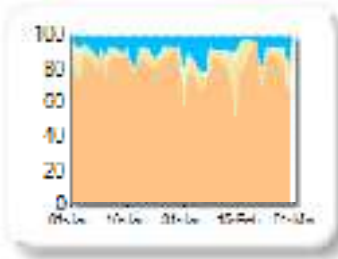
Market Share

Rank	Venue	Market Share	Change
1	XMAD	78.20%	-4.05
2	CEUX	10.95%	+4.49
3	AQEU	9.21%	+0.14
4	TQEX	1.64%	-0.57

Volume Trend



Market Share Trend




Market share is based on on-book value traded during continuous trading. The share is calculated by averaging over all stocks in the index. The current value shown is for last week and the change is relative to the previous week.

Spreads

At touch

Rank	Venue	Spread (bps)	Change
1	XMAD	42.00	+1.46
2	AQEU	59.10	+3.23
3	CEUX	102.92	-1.48
4	TQEX	136.10	+9.74


Monthly Spread Trend



25k EUR deal

Rank	Venue	Spread (bps)	Change
1	XMAD	86.19	+8.77

Monthly Spread Trend



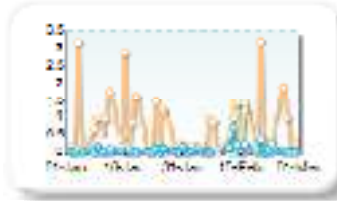
Spreads measure the bid to offer spread of the best visible orders in the book. The result is averaged over the stocks in the index and is based on measurements of the order books every 30 seconds. The value for the spread is quoted in basis points (0.01%).

Book Depths

10BPS Depth (top of book)

Rank	Venue	Depth (1K EUR)	Change
1	XMAD	0.8	-0.1
2	CEUX	0.4	+0.1
3	AQEU	0.2	+0.1


Monthly Depth Trend



50BPS Depth (deeper into book)

Rank	Venue	Depth (1K EUR)	Change
1	XMAD	48.2	-11.1
2	AQEU	8.6	-0.5
3	CEUX	8.1	+5.5
4	TQEX	1.8	-0.1

Monthly Depth Trend




Market depth measures the amount of visible liquidity (bids and offers) in the order book within 10 or 50 BPS of mid price. The result is averaged over the stocks in the index and is based on measurements of the order book every 30 seconds. This is quoted in '000s of EUR.

Best Prices

At touch

Rank	Venue	Best Price (%)	Change
1	XMAD	33.59	+3.78
2	AQEU	8.22	+2.48
3	CEUX	1.64	+0.79
4	TQEX	0.46	+0.13


Best Prices Trend



25k EUR deal

Rank	Venue	Best Price (%)	Change
1	XMAD	91.01	-8.47
2	CEUX	2.92	+2.92
3	AQEU	0.80	+0.34
4	TQEX	0.01	+0.01

Best Prices Trend

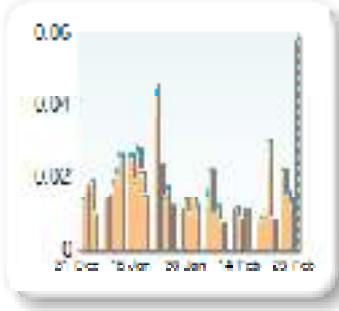


Best Price % measures how often each venue posts an absolute best price (no ties) for stocks. The result is averaged over the stocks in the index and is based on measurements of the order book every 5 seconds.

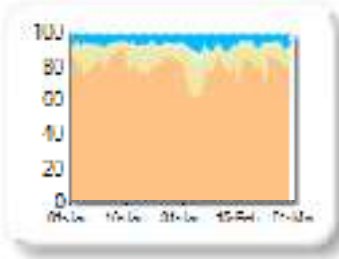
Market Share

Rank	Venue	Market Share	Change
1	XMAD	78.66%	-3.81
2	CEUX	13.07%	+2.69
3	AQEU	6.53%	+1.11
4	TQEX	1.75%	+0.02

Volume Trend



Market Share Trend




Market share is based on on-book value traded during continuous trading. The share is calculated by averaging over all stocks in the index. The current value shown is for last week and the change is relative to the previous week.

Spreads

At touch

Rank	Venue	Spread (bps)	Change
1	XMAD	23.66	+2.29
2	AQEU	37.61	+3.19
3	CEUX	38.86	+1.82
4	TQEX	72.82	+12.33


Monthly Spread Trend



25k EUR deal

Rank	Venue	Spread (bps)	Change
1	XMAD	44.59	+0.13
2	CEUX	181.01	+2.69

Monthly Spread Trend



Spreads measure the bid to offer spread of the best visible orders in the book. The result is averaged over the stocks in the index and is based on measurements of the order books every 30 seconds. The value for the spread is quoted in basis points (0.01%).

Book Depths

10BPS Depth (top of book)

Rank	Venue	Depth (1K EUR)	Change
1	XMAD	6.1	-0.8
2	AQEU	0.7	-0.2
3	CEUX	0.7	+0.1
4	TQEX	0.1	0.0


Monthly Depth Trend



50BPS Depth (deeper into book)

Rank	Venue	Depth (1K EUR)	Change
1	XMAD	161.2	-20.0
2	CEUX	10.2	+0.3
3	AQEU	10.1	-2.4
4	TQEX	5.0	-0.9

Monthly Depth Trend



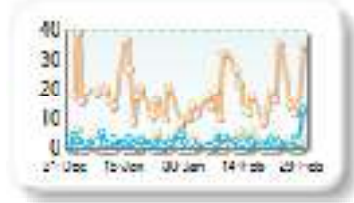
Market depth measures the amount of visible liquidity (bids and offers) in the order book within 10 or 50 BPS of mid price. The result is averaged over the stocks in the index and is based on measurements of the order book every 30 seconds. This is quoted in '000s of EUR.

Best Prices

At touch

Rank	Venue	Best Price (%)	Change
1	XMAD	18.03	+3.50
2	CEUX	3.06	+0.27
3	AQEU	2.44	+0.80
4	TQEX	0.33	+0.17
5	BATE	0.00	+0.00

Best Prices Trend



25k EUR deal

Rank	Venue	Best Price (%)	Change
1	XMAD	99.62	-0.24
2	AQEU	0.28	+0.24
3	CEUX	0.00	+0.00
4	BATE	0.00	+0.00
5	TQEX	0.00	+0.00

Best Prices Trend

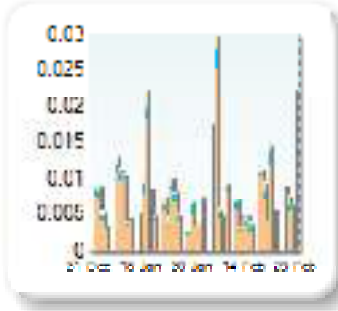


Best Price % measures how often each venue posts an absolute best price (no ties) for stocks. The result is averaged over the stocks in the index and is based on measurements of the order book every 5 seconds.

Market Share

Rank	Venue	Market Share	Change
1	XMAD	81.73%	+1.59
2	AQEU	9.32%	-0.20
3	CEUX	7.46%	-0.56
4	TQEX	1.48%	-0.84
5	BATE	0.02%	+0.01

Volume Trend



Market Share Trend




Market share is based on on-book value traded during continuous trading. The share is calculated by averaging over all stocks in the index. The current value shown is for last week and the change is relative to the previous week.

Spreads

At touch

Rank	Venue	Spread (bps)	Change
1	XMAD	41.95	-5.49
2	AQEU	53.36	-0.52
3	CEUX	86.69	+1.73
4	TQEX	119.91	+2.01


Monthly Spread Trend



25k EUR deal

Rank	Venue	Spread (bps)	Change
1	XMAD	91.21	-9.29

Monthly Spread Trend



Spreads measure the bid to offer spread of the best visible orders in the book. The result is averaged over the stocks in the index and is based on measurements of the order books every 30 seconds. The value for the spread is quoted in basis points (0.01%).

Book Depths

10BPS Depth (top of book)

Rank	Venue	Depth (1K EUR)	Change
1	XMAD	2.2	+1.3
2	AQEU	0.3	+0.2
3	CEUX	0.1	+0.0
4	TQEX	0.0	+0.0

Monthly Depth Trend



50BPS Depth (deeper into book)

Rank	Venue	Depth (1K EUR)	Change
1	XMAD	46.0	+17.1
2	AQEU	6.5	+0.2
3	CEUX	2.9	+0.2
4	TQEX	1.6	+0.2

Monthly Depth Trend



Market depth measures the amount of visible liquidity (bids and offers) in the order book within 10 or 50 BPS of mid price. The result is averaged over the stocks in the index and is based on measurements of the order book every 30 seconds. This is quoted in '000s of EUR.

Best Prices

At touch

Rank	Venue	Best Price (%)	Change
1	XMAD	16.77	+6.85
2	AQEU	5.87	-0.77
3	CEUX	0.72	+0.36
4	TQEX	0.08	-0.06
5	BATE	0.00	+0.00


Best Prices Trend



25k EUR deal

Rank	Venue	Best Price (%)	Change
1	XMAD	99.38	+0.15
2	AQEU	0.52	+0.02
3	BATE	0.00	+0.00
4	CEUX	0.00	-0.04
5	TQEX	0.00	-0.10

Best Prices Trend



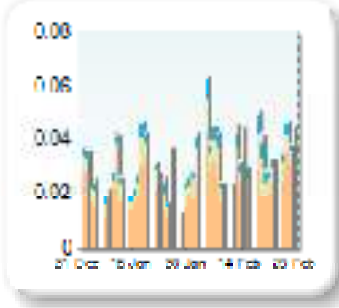
Best Price % measures how often each venue posts an absolute best price (no ties) for stocks. The result is averaged over the stocks in the index and is based on measurements of the order book every 5 seconds.

VIDRALA SA VIDRALA ORD SHS

Market Share

Rank	Venue	Market Share	Change
1	XMAD	66.56%	-0.75
2	CEUX	19.28%	-0.48
3	AQEU	10.16%	+1.07
4	TQEX	4.00%	+0.25
5	BATE	0.00%	-0.08

Volume Trend



Market Share Trend




Market share is based on on-book value traded during continuous trading. The share is calculated by averaging over all stocks in the index. The current value shown is for last week and the change is relative to the previous week.

Spreads

At touch

Rank	Venue	Spread (bps)	Change
1	XMAD	24.52	-3.40
2	CEUX	28.16	-2.96
3	AQEU	31.06	-1.15
4	TQEX	41.49	-8.73

Monthly Spread Trend



25k EUR deal

Rank	Venue	Spread (bps)	Change
1	XMAD	41.32	-3.49
2	AQEU	90.90	-3.39
3	CEUX	138.89	+1.73

Monthly Spread Trend




Spreads measure the bid to offer spread of the best visible orders in the book. The result is averaged over the stocks in the index and is based on measurements of the order books every 30 seconds. The value for the spread is quoted in basis points (0.01%).

Book Depths

10BPS Depth (top of book)

Rank	Venue	Depth (1K EUR)	Change
1	XMAD	2.8	+1.8
2	CEUX	1.0	+0.6
3	AQEU	0.6	+0.4
4	TQEX	0.2	+0.2

Monthly Depth Trend



50BPS Depth (deeper into book)

Rank	Venue	Depth (1K EUR)	Change
1	XMAD	260.8	-29.6
2	AQEU	30.7	-4.9
3	CEUX	29.0	-1.5
4	TQEX	15.8	+1.5

Monthly Depth Trend



Market depth measures the amount of visible liquidity (bids and offers) in the order book within 10 or 50 BPS of mid price. The result is averaged over the stocks in the index and is based on measurements of the order book every 30 seconds. This is quoted in '000s of EUR.

Best Prices

At touch

Rank	Venue	Best Price (%)	Change
1	XMAD	6.33	+3.23
2	AQEU	2.21	+0.68
3	CEUX	2.17	+0.47
4	TQEX	0.13	-0.07
5	BATE	0.00	+0.00


Best Prices Trend



25k EUR deal

Rank	Venue	Best Price (%)	Change
1	XMAD	95.89	+3.33
2	CEUX	2.17	-1.51
3	AQEU	1.49	-1.86
4	TQEX	0.37	+0.20
5	BATE	0.00	+0.00

Best Prices Trend

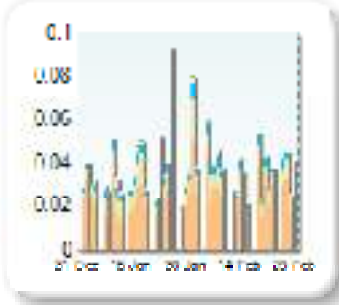


Best Price % measures how often each venue posts an absolute best price (no ties) for stocks. The result is averaged over the stocks in the index and is based on measurements of the order book every 5 seconds.

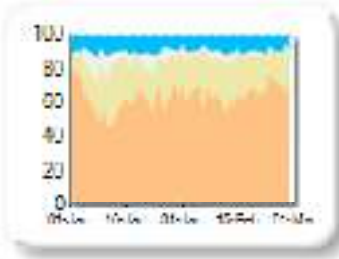
Market Share

Rank	Venue	Market Share	Change
1	XMAD	66.09%	+3.32
2	CEUX	22.15%	+0.56
3	AQEU	8.65%	-0.83
4	TQEX	3.00%	-2.93
5	TRQX	0.09%	+0.09
6	BATE	0.02%	-0.04

Volume Trend



Market Share Trend




Market share is based on on-book value traded during continuous trading. The share is calculated by averaging over all stocks in the index. The current value shown is for last week and the change is relative to the previous week.

Spreads

At touch

Rank	Venue	Spread (bps)	Change
1	XMAD	26.83	-2.11
2	CEUX	28.67	-3.17
3	AQEU	32.38	-0.04
4	TQEX	42.58	-1.45

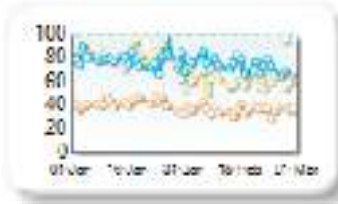
Monthly Spread Trend



25k EUR deal

Rank	Venue	Spread (bps)	Change
1	XMAD	35.88	-5.05
2	CEUX	62.16	-18.74
3	AQEU	74.72	-3.53
4	TQEX	95.22	n/a

Monthly Spread Trend




Spreads measure the bid to offer spread of the best visible orders in the book. The result is averaged over the stocks in the index and is based on measurements of the order books every 30 seconds. The value for the spread is quoted in basis points (0.01%).

Book Depths

10BPS Depth (top of book)

Rank	Venue	Depth (1K EUR)	Change
1	XMAD	31.0	+14.1
2	CEUX	14.5	+9.6
3	AQEU	6.2	+1.4
4	TQEX	1.2	+0.4

Monthly Depth Trend



50BPS Depth (deeper into book)

Rank	Venue	Depth (1K EUR)	Change
1	XMAD	352.5	+141.3
2	CEUX	90.9	+47.9
3	AQEU	42.9	+3.5
4	TQEX	16.9	+2.9

Monthly Depth Trend



Market depth measures the amount of visible liquidity (bids and offers) in the order book within 10 or 50 BPS of mid price. The result is averaged over the stocks in the index and is based on measurements of the order book every 30 seconds. This is quoted in '000s of EUR.

Best Prices

At touch

Rank	Venue	Best Price (%)	Change
1	XMAD	3.39	+0.76
2	CEUX	0.89	+0.42
3	AQEU	0.81	+0.38
4	TQEX	0.04	-0.08
5	TRQX	0.00	+0.00
6	BATE	0.00	+0.00
7	AQXE	0.00	+0.00


Best Prices Trend



25k EUR deal

Rank	Venue	Best Price (%)	Change
1	XMAD	70.04	-19.36
2	CEUX	8.81	+4.63
3	AQEU	2.52	-1.30
4	TQEX	0.33	-0.22
5	TRQX	0.00	+0.00
6	BATE	0.00	+0.00
7	AQXE	0.00	+0.00

Best Prices Trend



Best Price % measures how often each venue posts an absolute best price (no ties) for stocks. The result is averaged over the stocks in the index and is based on measurements of the order book every 5 seconds.