

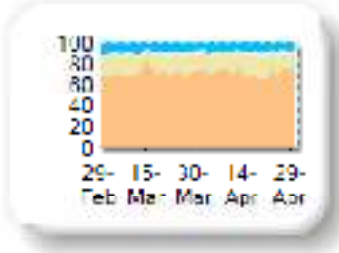
Market Share

Rank	Venue	Market Share	Change
1	XMAD	71.56%	-1.02
2	CEUX	16.95%	+1.01
3	AQEU	6.98%	-1.00
4	TQEX	4.18%	+0.87
5	BATE	0.26%	+0.14
6	TRQX	0.04%	+0.02
7	CHIX	0.02%	-0.02

Volume Trend



Market Share Trend



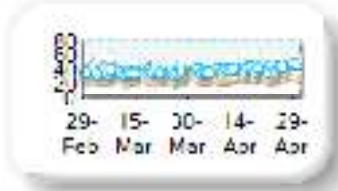
Market share is based on on-book value traded during continuous trading. The share is calculated by averaging over all stocks in the index. The current value shown is for last week and the change is relative to the previous week.

Spreads

At touch

Rank	Venue	Spread (bps)	Change
1	XMAD	29.07	+2.05
2	CEUX	36.20	+3.15
3	AQEU	40.17	+4.08
4	TQEX	50.50	+0.87

Monthly Spread Trend



25k EUR deal

Rank	Venue	Spread (bps)	Change
1	XMAD	48.28	+1.10
2	AQEU	76.13	+3.63
3	TQEX	92.83	+33.28
4	CEUX	107.96	-2.75

Monthly Spread Trend



Spreads measure the bid to offer spread of the best visible orders in the book. The result is averaged over the stocks in the index and is based on measurements of the order books every 30 seconds. The value for the spread is quoted in basis points (0.01%).

Book Depths

10BPS Depth (top of book)

Rank	Venue	Depth (1K EUR)	Change
1	XMAD	11.3	+2.5
2	CEUX	2.7	+0.3
3	AQEU	2.2	+0.2
4	TQEX	1.0	+0.3
5	BATE	0.8	+0.0

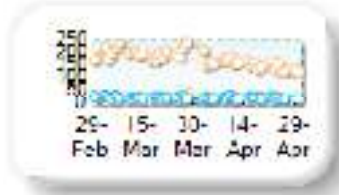
Monthly Depth Trend



50BPS Depth (deeper into book)

Rank	Venue	Depth (1K EUR)	Change
1	XMAD	151.9	-44.8
2	CEUX	23.9	-1.3
3	AQEU	17.6	-1.6
4	TQEX	10.0	-0.6
5	BATE	1.2	+0.1

Monthly Depth Trend



Market depth measures the amount of visible liquidity (bids and offers) in the order book within 10 or 50 BPS of mid price. The result is averaged over the stocks in the index and is based on measurements of the order book every 30 seconds. This is quoted in '000s of EUR.

Best Prices

At touch

Rank	Venue	Best Price (%)	Change
1	XMAD	16.71	+2.74
2	AQEU	2.43	+0.05
3	CEUX	2.28	+0.14
4	TQEX	0.18	-0.05
5	BATE	0.00	0.00
6	CHIX	0.00	+0.00
7	TRQX	0.00	+0.00
8	AQXE	0.00	+0.00

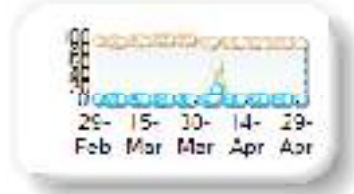
Best Prices Trend



25k EUR deal

Rank	Venue	Best Price (%)	Change
1	XMAD	91.94	-4.01
2	CEUX	6.25	+4.60
3	AQEU	1.70	+0.54
4	TQEX	0.11	-0.17
5	CHIX	0.00	+0.00
6	TRQX	0.00	+0.00
7	BATE	0.00	+0.00
8	AQXE	0.00	+0.00

Best Prices Trend



Best Price % measures how often each venue posts an absolute best price (no ties) for stocks. The result is averaged over the stocks in the index and is based on measurements of the order book every 5 seconds.