

SUAVITAS

SUAVITAS is a medical aesthetic clinic network, which offers non-invasive services. It's specialized in hair removal through the application of the "Alejandrita" laser technology. Its head quarters are in Valencia and they manage 11 other clinics located in 7 different cities of the country. The staff working on those clinics is around 60 people, mostly health personnel, divided in doctors and nurses aides.

COMPANY PROFILE as at 05/20/14

Price	0,01
Price as at 04/12/2012	1,05
Equity Market Value	4.050.096,93 €
Nº of Shares	405.009.693
Max/Min	1,10/0,01



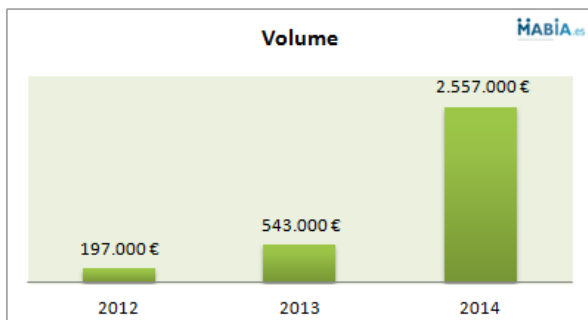
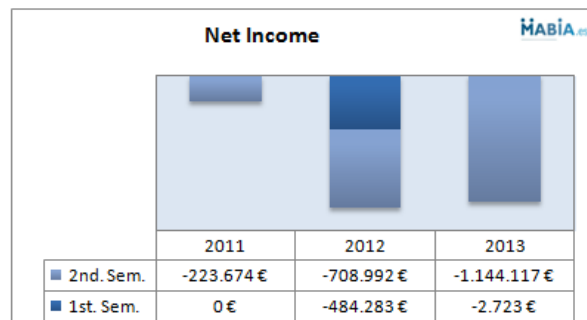
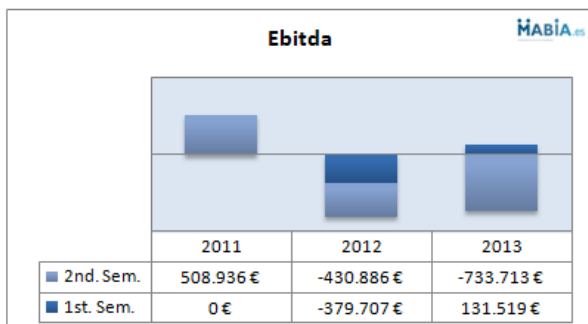
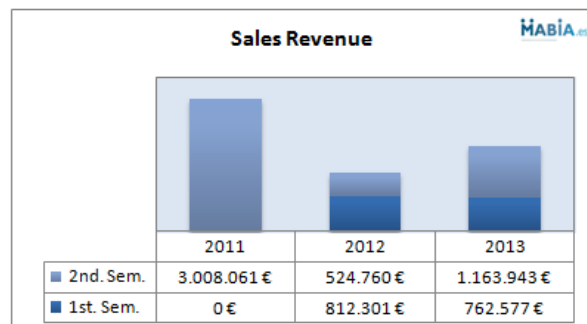
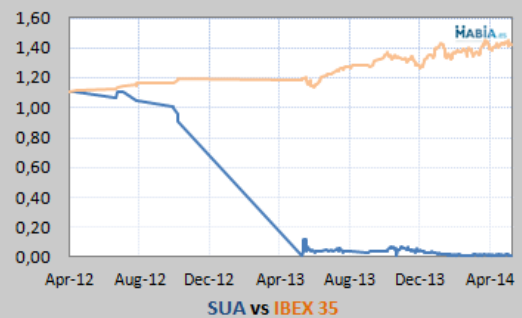
Volume	Shares	Turnover	Capital Increases
2014	185.677.000	2.557.000 €	2014 0 €
2013	11.809.000	543.000 €	2013 4.000.000 €
2012	185.901	197.000 €	2012 0 €

Ticker	SUA	Perc. of Equity Market Value in MAB	0,15%
Sector	Consumer Services	Price Performance since 04/12/2012	-99,048

Price Performance per year (%)	2010	2011	2012	2013	2014
Suávitats	-	-	-13,333	-95,604	-75,000
MAB Index	-37,679	-6,312	2,293	183,437	56,701
IBEX Small Cap Index	-18,316	-25,102	-24,448	44,290	15,942
IBEX 35 Index	-17,428	-13,113	-4,655	21,417	5,766

MAJOR SHAREHOLDERS

Atlas Capital Europa S.L.	27,78%
Atlas Proyectos S.A. de C.V.	13,68%
Minority shareholders	58,54%



SUAVITAS

SUAVITAS is a medical aesthetic clinic network, which offers non-invasive services. It's specialized in hair removal through the application of the "Alejandrita" laser technology. Its head quarters are in Valencia and they manage 11 other clinics located in 7 different cities of the country. The staff working on those clinics is around 60 people, mostly health personnel, divided in doctors and nurses aides.

INCOME (Annual)

	2011	2012	2013	Variation
Sales Revenue	3.008.061,00 €	1.337.061,00 €	1.926.520,19 €	44%
Ebitda	508.936,00 €	-810.593,14 €	-602.193,79 €	26%
Ebitda Margin	17%	n.a.	n.a.	
Net Income	-223.674,00 €	-1.193.275,00 €	-1.146.839,70 €	4%
Net Margin	n.a.	n.a.	n.a.	

Performance Information	2011	2012	2013	*2014
ROE	N.A.	N.A.	N.A.	N.A.
ROA	N.A.	N.A.	N.A.	N.A.
Equity Market Value / Sales**	N.A.	3,41	0,10	0,03
Equity Market Value / EBITDA	N.A.	N.A.	N.A.	N.A.
EPS	N.A.	N.A.	N.A.	N.A.
PER	N.A.	N.A.	N.A.	N.A.
Return Rate	N.A.	N.A.	N.A.	N.A.
Nº of Shares	N.A.	5.010.000	5.010.000	5.010.000
Price as at 12-31	N.A.	0,91	0,04	N.A.
Price as at 30-04-14				0,01

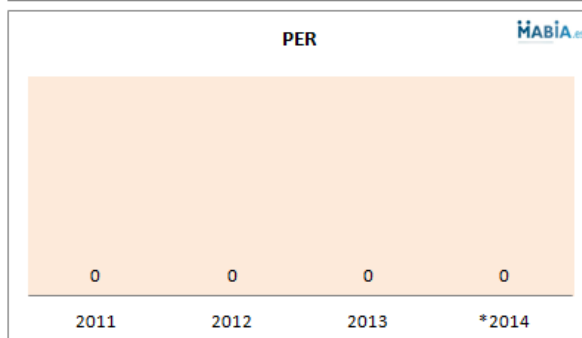
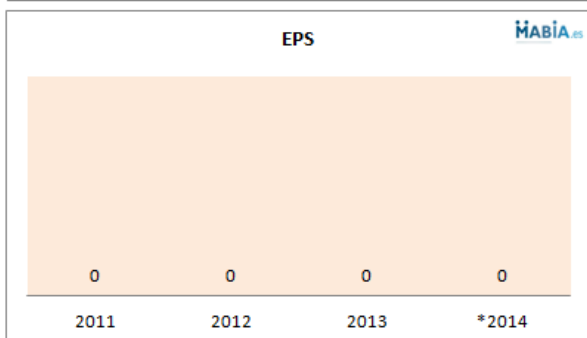
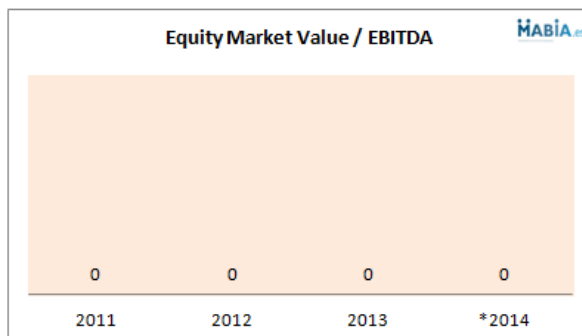
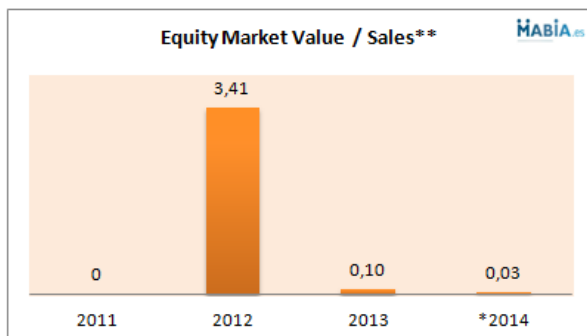
*2014 data is price as at 05-20-14 & last public Financial Statements.

**Sales Revenue

SUAVITAS
clínicas médico estéticas

There is no forecast from the Company.

	2014E	2015E	2016E
Equity Market Value / Sales**	N.A.	N.A.	N.A.
Equity Market Value / EBITDA	N.A.	N.A.	N.A.
EPS	N.A.	N.A.	N.A.
PER	N.A.	N.A.	N.A.



Debt Analysis

	2011	2012	2013
Total debt/Ebitda	6,96	N.A.	N.A.
Ebitda/Finance Costs	4,38	N.A.	N.A.
Total debt/Equity	N.A.	N.A.	2,88