

VOUSSE

VOUSSE is a medical aesthetic clinic network, which offers non-invasive services. It's specialized in hair removal through the application of the "Alejandrita" laser technology. Its head quarters are in Valencia and they manage 16 other clinics located in 7 different cities of the country. The staff working on those clinics is around 60 people, mostly health personnel, divided in doctors and nurses aides.

COMPANY PROFILE as at

11/30/14

Price	0,02
Price as at 04/12/2012	1,05
Equity Market Value	8.100.193,86 €
Nº of Shares	405.009.693
Max/Min	1,10/0,01



VOUSSE
CLÍNICAS MÉDICO ESTÉTICAS

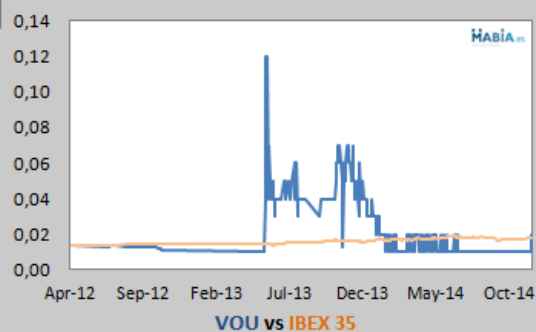
Volume	Shares	Turnover	Capital Increases
2014	354.762.000	4.379.000 €	2014 549.100 €
2013	11.809.000	543.000 €	2013 4.000.000 €
2012	185.901	197.000 €	2012 0 €

Ticker	VOU	Perc. of Equity Market Value in MAB	0,47%
Sector	Consumer Services	Price Performance since 04/12/2012	-98,095

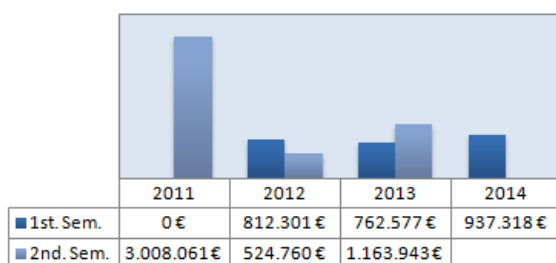
Price Performance per year (%)	2010	2011	2012	2013	2014
Vousse	-	-	-13,333	-95,604	-50,000
MAB Index	-37,679	-6,312	2,293	183,437	-0,865
IBEX Small Cap Index	-18,316	-25,102	-24,448	44,290	-9,212
IBEX 35 Index	-17,428	-13,113	-4,655	21,417	8,612

MAJOR SHAREHOLDERS

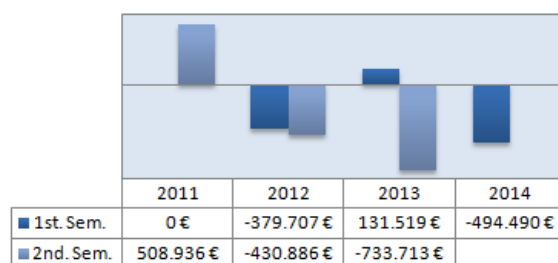
Atlas Proyectos S.A. de C.V.	17,59%
Atlas Capital Europa S.L.	15,93%
Atlas Holding Europa S.L.	11,59%
Atlas S.C.E.F.I. S.L.	11,57%
Minority shareholders	43,32%



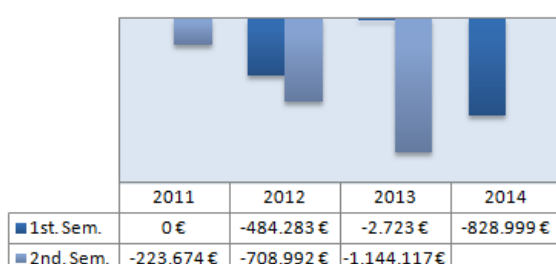
Sales Revenue



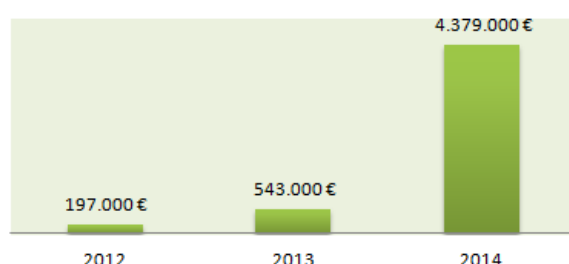
Ebitda



Net Income



Volume



VOUSSE

VOUSSE is a medical aesthetic clinic network, which offers non-invasive services. It's specialized in hair removal through the application of the "Alejandrita" laser technology. Its head quarters are in Valencia and they manage 16 other clinics located in 7 different cities of the country. The staff working on those clinics is around 60 people, mostly health personnel, divided in doctors and nurses aides.

INCOME (Annual)				
	2011	2012	2013	Variation
Sales Revenue	3.008.061,00 €	1.337.061,00 €	1.926.520,19 €	44%
Ebitda	508.936,00 €	-810.593,14 €	-602.193,79 €	26%
Ebitda Margin	17%	n.a.	n.a.	
Net Income	-223.674,00 €	-1.193.275,00 €	-1.146.839,70 €	4%
Net Margin	n.a.	n.a.	n.a.	

Performance Information	2011	2012	2013	*2014
ROE	N.A.	N.A.	N.A.	N.A.
ROA	N.A.	N.A.	N.A.	N.A.
Equity Market Value / Sales**	N.A.	3,41	7,27	4,20
Equity Market Value / EBITDA	N.A.	N.A.	N.A.	N.A.
EPS	N.A.	N.A.	N.A.	N.A.
PER	N.A.	N.A.	N.A.	N.A.
Return Rate	N.A.	N.A.	N.A.	N.A.
Nº of Shares	N.A.	5.009.693	350.099.693	405.009.693
Price as at 12-31	N.A.	0,91	0,04	N.A.
Price				0,02

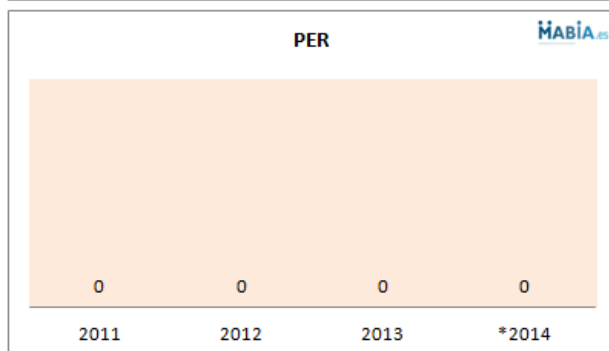
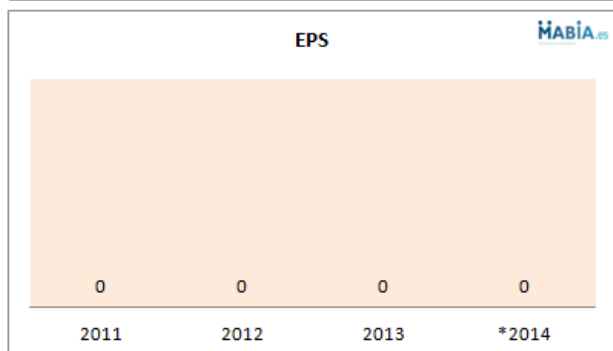
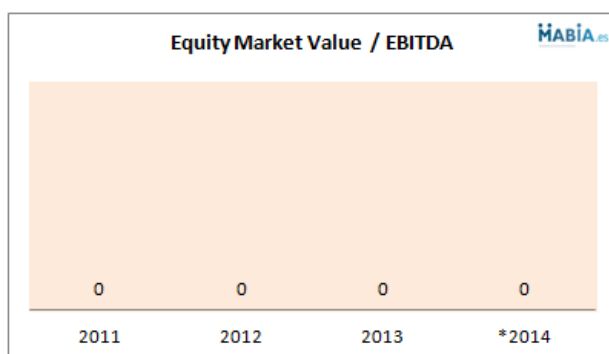
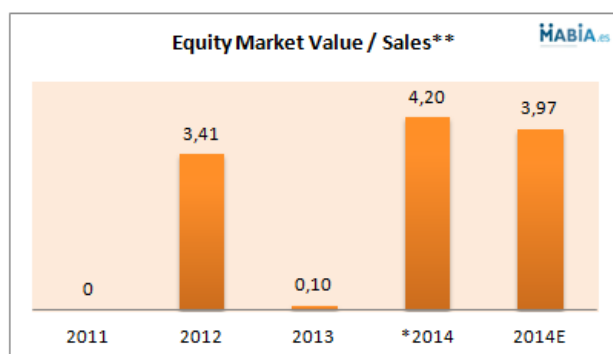
*2014 data is price / last public Financial Statements.

**Sales Revenue

VOUSSE
ESTHETIC MEDICAL ESTHETICIAN

Projection Ratios on estimation results of the Company in September 2014

	2014E	2015E	2016E
Equity Market Value / Sales**	3,97	N.A.	N.A.
Equity Market Value / EBITDA	N.A.	N.A.	N.A.
EPS	N.A.	N.A.	N.A.
PER	N.A.	N.A.	N.A.



Debt Analysis	2011	2012	2013
Total debt/Ebitda	6,96	N.A.	N.A.
Ebitda/Finance Costs	4,38	N.A.	N.A.
Total debt/Equity	N.A.	N.A.	2,88