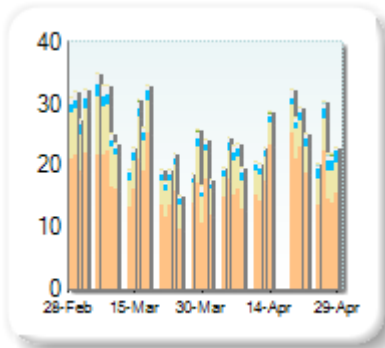


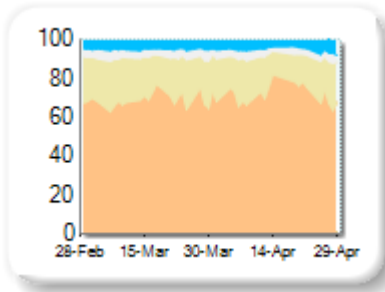
Market Share

Rank	Venue	Market Share	Change
1	XMAD	71.82%	+3.31
2	CEUX	18.73%	-3.06
3	AQEU	5.27%	+0.25
4	TQEX	3.89%	-0.55
5	BATE	0.14%	+0.03
6	CHIX	0.08%	+0.03
7	TRQX	0.06%	-0.03
8	AQXE	0.00%	+0.00

Volume Trend



Market Share Trend



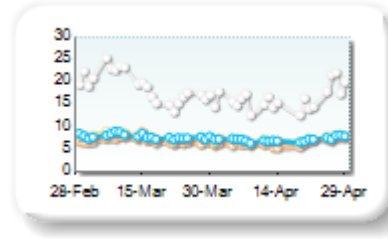
Market share is based on on-book value traded during continuous trading. The share is calculated by averaging over all stocks in the index. The current value shown is for last week and the change is relative to the previous week.

Spreads

At touch

Rank	Venue	Spread (bps)	Change
1	XMAD	6.54	-0.46
2	AQEU	7.27	-0.64
3	CEUX	7.46	-0.47
4	TQEX	16.49	-2.36
5	CHIX	439.70	-52.45
6	AQXE	489.35	+6.89
7	BATE	497.72	n/a

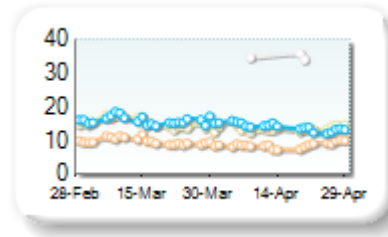
Monthly Spread Trend



25k EUR deal

Rank	Venue	Spread (bps)	Change
1	XMAD	8.65	-1.12
2	CEUX	13.67	-1.50
3	AQEU	13.96	-1.91
4	TQEX	44.88	-4.30
5	CHIX	501.00	+0.00

Monthly Spread Trend



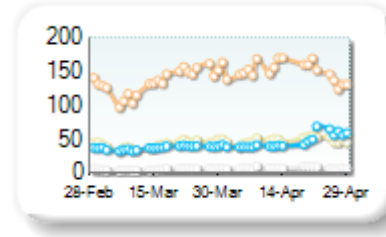
Spreads measure the bid to offer spread of the best visible orders in the book. The result is averaged over the stocks in the index and is based on measurements of the order books every 30 seconds. The value for the spread is quoted in basis points (0.01%).

Book Depths

10BPS Depth (top of book)

Rank	Venue	Depth (1K EUR)	Change
1	XMAD	149.2	+14.1
2	CEUX	48.0	+5.8
3	AQEU	47.0	+9.7
4	TQEX	7.7	+2.0
5	BATE	6.9	+0.7
6	CHIX	5.4	-0.4
7	TRQX	3.6	+1.9
8	AQXE	0.1	-0.1

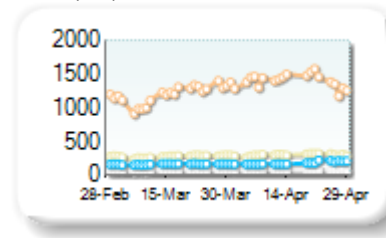
Monthly Depth Trend



50BPS Depth (deeper into book)

Rank	Venue	Depth (1K EUR)	Change
1	XMAD	1,392.8	+196.8
2	CEUX	300.7	+21.1
3	AQEU	181.7	+17.5
4	TQEX	72.0	+7.4
5	TRQX	6.0	+3.2
6	BATE	5.5	+0.0
7	CHIX	4.1	-2.2
8	AQXE	0.1	-0.1

Monthly Depth Trend



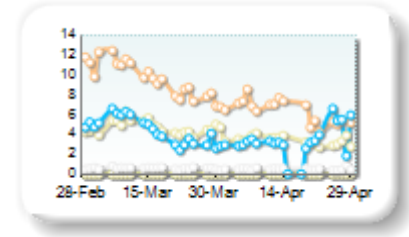
Market depth measures the amount of visible liquidity (bids and offers) in the order book within 10 or 50 BPS of mid price. The result is averaged over the stocks in the index and is based on measurements of the order book every 30 seconds. This is quoted in '000s of EUR.

Best Prices

At touch

Rank	Venue	Best Price (%)	Change
1	XMAD	6.35	-3.36
2	CEUX	3.41	-1.34
3	AQEU	3.31	-1.28
4	TQEX	0.52	-0.08
5	TRQX	0.00	+0.00
6	CHIX	0.00	0.00
7	AQXE	0.00	0.00
8	BATE	0.00	0.00

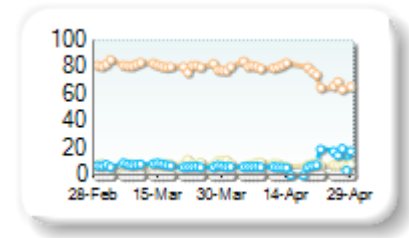
Best Prices Trend



25k EUR deal

Rank	Venue	Best Price (%)	Change
1	XMAD	75.85	-4.68
2	AQEU	8.28	+1.07
3	CEUX	8.04	-0.33
4	TQEX	0.13	+0.04
5	TRQX	0.00	+0.00
6	CHIX	0.00	0.00
7	BATE	0.00	0.00
8	AQXE	0.00	+0.00

Best Prices Trend

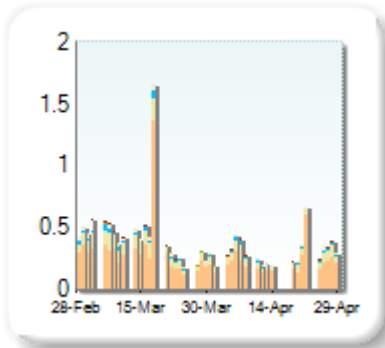


Best Price % measures how often each venue posts an absolute best price (no ties) for stocks. The result is averaged over the stocks in the index and is based on measurements of the order book every 5 seconds.

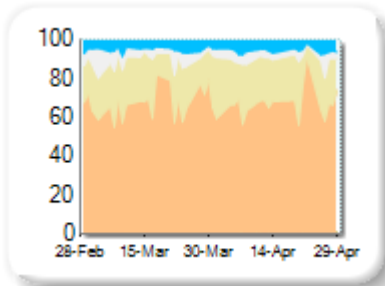
Market Share

Rank	Venue	Market Share	Change
1	XMAD	68.19%	-0.21
2	CEUX	21.33%	+0.42
3	AQEU	5.79%	+0.76
4	TQEX	4.38%	-1.22
5	BATE	0.16%	+0.13
6	CHIX	0.08%	+0.07
7	TRQX	0.07%	+0.05
8	AQXE	0.00%	0.00

Volume Trend



Market Share Trend



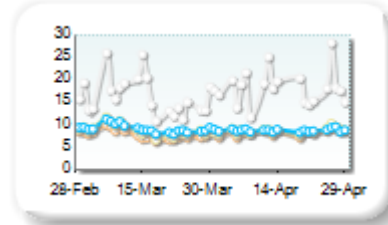
Market share is based on on-book value traded during continuous trading. The share is calculated by averaging over all stocks in the index. The current value shown is for last week and the change is relative to the previous week.

Spreads

At touch

Rank	Venue	Spread (bps)	Change
1	XMAD	8.34	+0.35
2	CEUX	8.79	-0.05
3	AQEU	8.85	-0.38
4	TQEX	18.29	+1.81
5	AQXE	501.00	+0.00

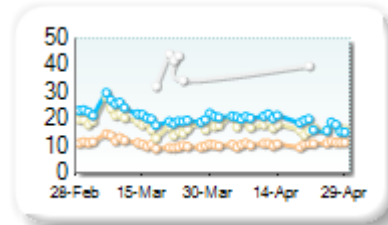
Monthly Spread Trend



25k EUR deal

Rank	Venue	Spread (bps)	Change
1	XMAD	10.80	-0.20
2	CEUX	17.32	-1.24
3	AQEU	19.24	-2.59
4	TQEX	56.18	+14.92

Monthly Spread Trend



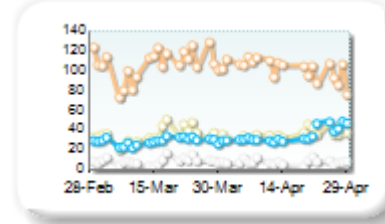
Spreads measure the bid to offer spread of the best visible orders in the book. The result is averaged over the stocks in the index and is based on measurements of the order books every 30 seconds. The value for the spread is quoted in basis points (0.01%).

Book Depths

10BPS Depth (top of book)

Rank	Venue	Depth (1K EUR)	Change
1	XMAD	102.0	-4.8
2	CEUX	36.2	+1.9
3	AQEU	34.7	+6.2
4	TQEX	7.5	-0.8

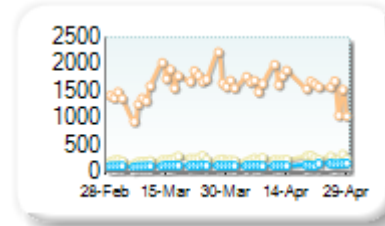
Monthly Depth Trend



50BPS Depth (deeper into book)

Rank	Venue	Depth (1K EUR)	Change
1	XMAD	1,594.5	-8.6
2	CEUX	249.2	+20.2
3	AQEU	132.3	+15.7
4	TQEX	59.7	-0.6

Monthly Depth Trend



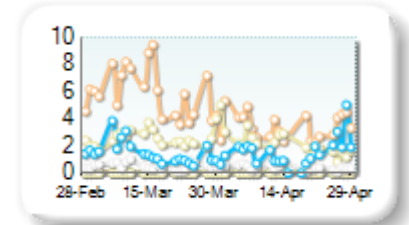
Market depth measures the amount of visible liquidity (bids and offers) in the order book within 10 or 50 BPS of mid price. The result is averaged over the stocks in the index and is based on measurements of the order book every 30 seconds. This is quoted in '000s of EUR.

Best Prices

At touch

Rank	Venue	Best Price (%)	Change
1	XMAD	3.52	-2.50
2	CEUX	2.03	-0.67
3	AQEU	1.56	-0.21
4	TQEX	0.43	-0.15
5	CHIX	0.00	0.00
6	TRQX	0.00	+0.00
7	BATE	0.00	+0.00
8	AQXE	0.00	+0.00

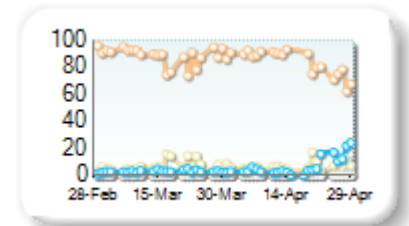
Best Prices Trend



25k EUR deal

Rank	Venue	Best Price (%)	Change
1	XMAD	83.14	-4.90
2	CEUX	7.03	+0.11
3	AQEU	6.86	+3.99
4	TQEX	0.03	-0.02
5	CHIX	0.00	+0.00
6	TRQX	0.00	+0.00
7	BATE	0.00	+0.00
8	AQXE	0.00	+0.00

Best Prices Trend

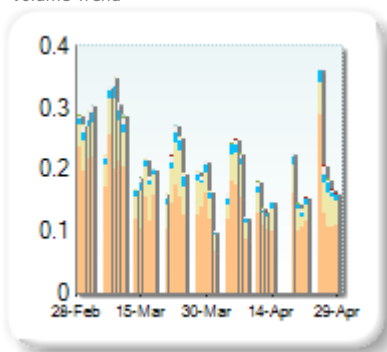


Best Price % measures how often each venue posts an absolute best price (no ties) for stocks. The result is averaged over the stocks in the index and is based on measurements of the order book every 5 seconds.

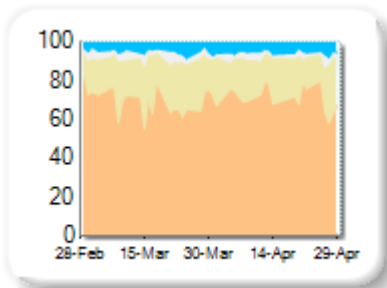
Market Share

Rank	Venue	Market Share	Change
1	XMAD	71.01%	+1.51
2	CEUX	20.32%	-1.47
3	AQEU	5.51%	+0.58
4	TQEX	2.91%	-0.75
5	BATE	0.19%	+0.15
6	CHIX	0.05%	-0.03
7	TRQX	0.02%	+0.00
8	AQXE	0.00%	0.00

Volume Trend



Market Share Trend



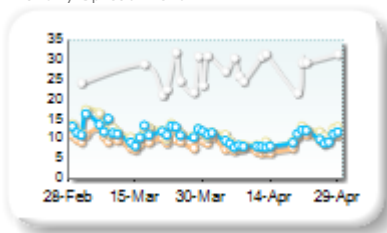
Market share is based on on-book value traded during continuous trading. The share is calculated by averaging over all stocks in the index. The current value shown is for last week and the change is relative to the previous week.

Spreads

At touch

Rank	Venue	Spread (bps)	Change
1	XMAD	8.67	-1.10
2	AQEU	9.57	-2.33
3	CEUX	10.29	-1.88
4	TQEX	33.64	-1.56

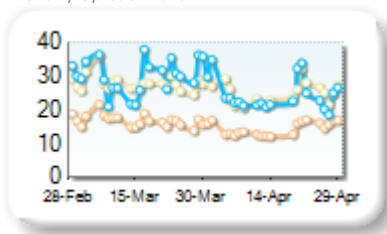
Monthly Spread Trend



25k EUR deal

Rank	Venue	Spread (bps)	Change
1	XMAD	14.37	-2.37
2	AQEU	24.11	-5.71
3	CEUX	24.69	-3.09

Monthly Spread Trend



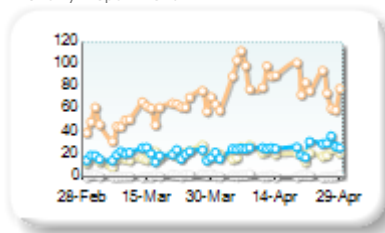
Spreads measure the bid to offer spread of the best visible orders in the book. The result is averaged over the stocks in the index and is based on measurements of the order books every 30 seconds. The value for the spread is quoted in basis points (0.01%).

Book Depths

10BPS Depth (top of book)

Rank	Venue	Depth (1K EUR)	Change
1	XMAD	84.2	+27.1
2	AQEU	25.8	+6.0
3	CEUX	21.5	+3.8
4	TQEX	1.5	-0.1

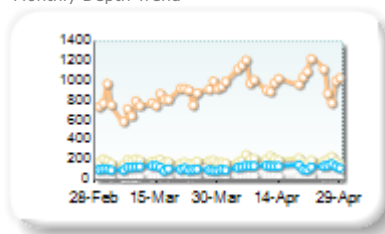
Monthly Depth Trend



50BPS Depth (deeper into book)

Rank	Venue	Depth (1K EUR)	Change
1	XMAD	1,019.2	+198.1
2	CEUX	196.9	+17.2
3	AQEU	126.3	+21.0
4	TQEX	33.8	+2.6

Monthly Depth Trend



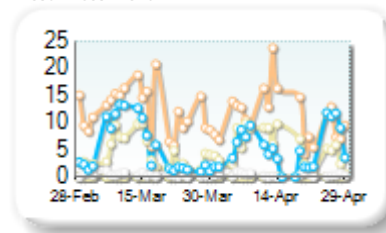
Market depth measures the amount of visible liquidity (bids and offers) in the order book within 10 or 50 BPS of mid price. The result is averaged over the stocks in the index and is based on measurements of the order book every 30 seconds. This is quoted in '000s of EUR.

Best Prices

At touch

Rank	Venue	Best Price (%)	Change
1	XMAD	11.37	+2.25
2	CEUX	5.48	+1.06
3	AQEU	5.42	-1.08
4	TQEX	0.48	+0.14
5	CHIX	0.00	+0.00
6	TRQX	0.00	+0.00
7	BATE	0.00	+0.00
8	AQXE	0.00	+0.00

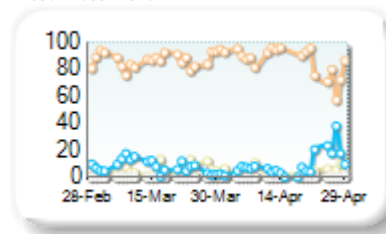
Best Prices Trend



25k EUR deal

Rank	Venue	Best Price (%)	Change
1	XMAD	85.64	-0.90
2	AQEU	9.36	+1.51
3	CEUX	3.92	-1.43
4	TQEX	0.01	0.00
5	CHIX	0.00	+0.00
6	TRQX	0.00	+0.00
7	BATE	0.00	+0.00
8	AQXE	0.00	+0.00

Best Prices Trend

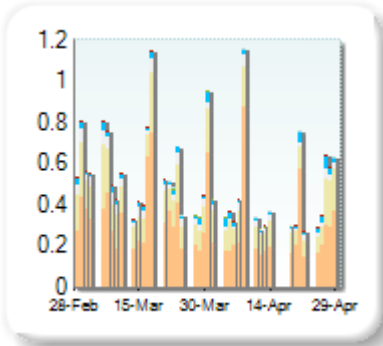


Best Price % measures how often each venue posts an absolute best price (no ties) for stocks. The result is averaged over the stocks in the index and is based on measurements of the order book every 5 seconds.

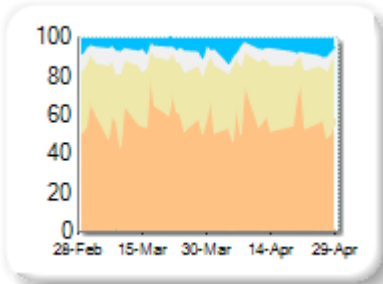
Market Share

Rank	Venue	Market Share	Change
1	XMAD	58.69%	-1.03
2	CEUX	28.55%	+1.19
3	AQEU	6.38%	+1.24
4	TQEX	5.92%	-1.59
5	BATE	0.27%	+0.13
6	TRQX	0.10%	0.00
7	CHIX	0.09%	+0.07
8	AQXE	0.00%	+0.00

Volume Trend



Market Share Trend



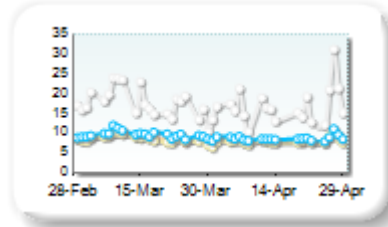
Market share is based on on-book value traded during continuous trading. The share is calculated by averaging over all stocks in the index. The current value shown is for last week and the change is relative to the previous week.

Spreads

At touch

Rank	Venue	Spread (bps)	Change
1	CEUX	8.00	-0.45
2	XMAD	8.19	-0.52
3	AQEU	8.65	-0.80
4	TQEX	16.92	-0.58

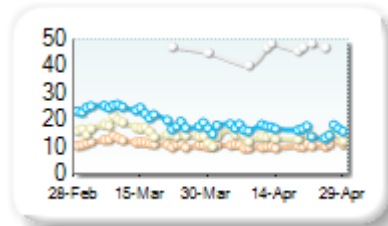
Monthly Spread Trend



25k EUR deal

Rank	Venue	Spread (bps)	Change
1	XMAD	10.89	-0.69
2	CEUX	14.51	-1.56
3	AQEU	16.78	-4.75
4	TQEX	52.77	-5.02

Monthly Spread Trend



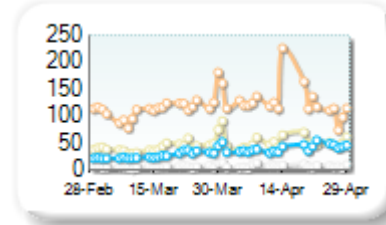
Spreads measure the bid to offer spread of the best visible orders in the book. The result is averaged over the stocks in the index and is based on measurements of the order books every 30 seconds. The value for the spread is quoted in basis points (0.01%).

Book Depths

10BPS Depth (top of book)

Rank	Venue	Depth (1K EUR)	Change
1	XMAD	124.6	+8.2
2	CEUX	49.4	+4.3
3	AQEU	40.4	+11.7
4	TQEX	8.0	+0.9
5	CHIX	0.8	-0.1

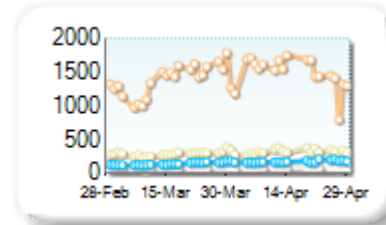
Monthly Depth Trend



50BPS Depth (deeper into book)

Rank	Venue	Depth (1K EUR)	Change
1	XMAD	1,487.7	+110.5
2	CEUX	320.4	+27.1
3	AQEU	175.9	+31.3
4	TQEX	76.2	+3.6
5	CHIX	3.1	+0.0
6	BATE	2.1	+0.1

Monthly Depth Trend



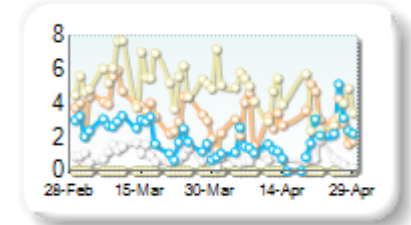
Market depth measures the amount of visible liquidity (bids and offers) in the order book within 10 or 50 BPS of mid price. The result is averaged over the stocks in the index and is based on measurements of the order book every 30 seconds. This is quoted in '000s of EUR.

Best Prices

At touch

Rank	Venue	Best Price (%)	Change
1	CEUX	4.18	-1.41
2	XMAD	3.12	-0.91
3	AQEU	1.72	-0.39
4	TQEX	0.70	-0.14
5	CHIX	0.00	0.00
6	TRQX	0.00	+0.00
7	BATE	0.00	+0.00
8	AQXE	0.00	+0.00

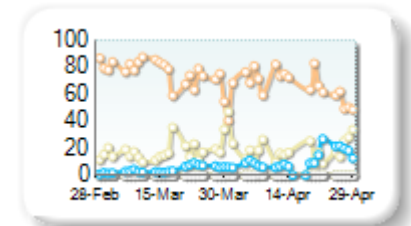
Best Prices Trend



25k EUR deal

Rank	Venue	Best Price (%)	Change
1	XMAD	66.75	-7.94
2	CEUX	18.00	-0.76
3	AQEU	10.90	+6.68
4	TQEX	0.13	+0.04
5	CHIX	0.00	+0.00
6	TRQX	0.00	+0.00
7	BATE	0.00	+0.00
8	AQXE	0.00	+0.00

Best Prices Trend

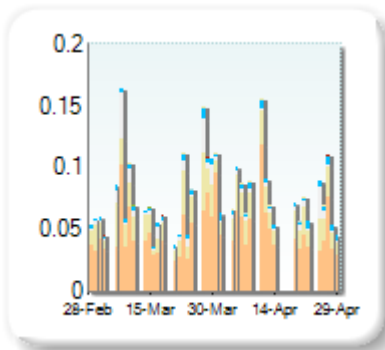


Best Price % measures how often each venue posts an absolute best price (no ties) for stocks. The result is averaged over the stocks in the index and is based on measurements of the order book every 5 seconds.

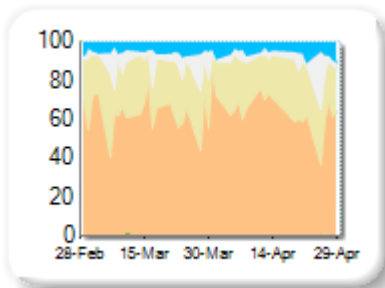
Market Share

Rank	Venue	Market Share	Change
1	XMAD	64.24%	+2.17
2	CEUX	24.18%	+0.17
3	AQEU	5.77%	+0.90
4	TQEX	5.70%	-3.18
5	CHIX	0.08%	+0.08
6	TRQX	0.02%	+0.02
7	BATE	0.01%	-0.17
8	AQXE	0.01%	+0.01

Volume Trend



Market Share Trend



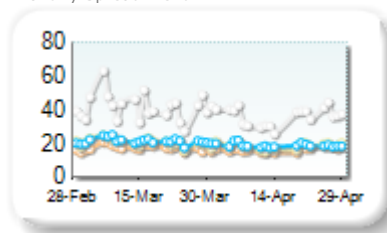
Market share is based on on-book value traded during continuous trading. The share is calculated by averaging over all stocks in the index. The current value shown is for last week and the change is relative to the previous week.

Spreads

At touch

Rank	Venue	Spread (bps)	Change
1	XMAD	16.45	-0.99
2	CEUX	18.70	-1.99
3	AQEU	18.91	-2.48
4	TQEX	36.12	-5.18

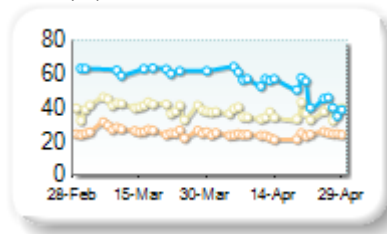
Monthly Spread Trend



25k EUR deal

Rank	Venue	Spread (bps)	Change
1	XMAD	23.82	-2.10
2	CEUX	36.59	-3.44
3	AQEU	51.06	-10.79

Monthly Spread Trend



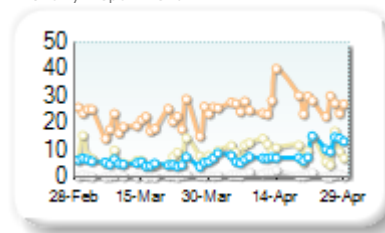
Spreads measure the bid to offer spread of the best visible orders in the book. The result is averaged over the stocks in the index and is based on measurements of the order books every 30 seconds. The value for the spread is quoted in basis points (0.01%).

Book Depths

10BPS Depth (top of book)

Rank	Venue	Depth (1K EUR)	Change
1	XMAD	27.1	+5.7
2	CEUX	10.2	+3.2
3	AQEU	8.9	+3.5
4	TQEX	1.2	+0.6

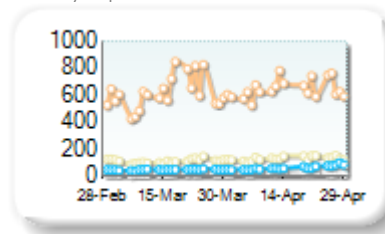
Monthly Depth Trend



50BPS Depth (deeper into book)

Rank	Venue	Depth (1K EUR)	Change
1	XMAD	646.9	+30.4
2	CEUX	131.2	+17.9
3	AQEU	63.5	+15.6
4	TQEX	26.9	+6.1

Monthly Depth Trend



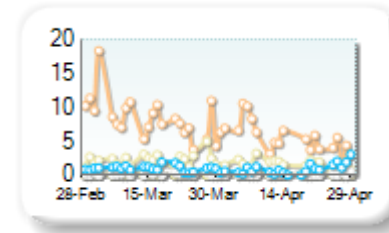
Market depth measures the amount of visible liquidity (bids and offers) in the order book within 10 or 50 BPS of mid price. The result is averaged over the stocks in the index and is based on measurements of the order book every 30 seconds. This is quoted in '000s of EUR.

Best Prices

At touch

Rank	Venue	Best Price (%)	Change
1	XMAD	5.52	-4.10
2	CEUX	1.65	-0.28
3	AQEU	0.90	-0.05
4	TQEX	0.16	-0.01
5	CHIX	0.00	+0.00
6	TRQX	0.00	+0.00
7	BATE	0.00	+0.00
8	AQXE	0.00	+0.00

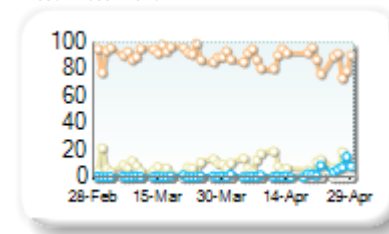
Best Prices Trend



25k EUR deal

Rank	Venue	Best Price (%)	Change
1	XMAD	87.14	-4.48
2	CEUX	9.10	+1.67
3	AQEU	3.01	+2.50
4	TQEX	0.00	-0.07
5	CHIX	0.00	+0.00
6	TRQX	0.00	+0.00
7	BATE	0.00	+0.00
8	AQXE	0.00	+0.00

Best Prices Trend

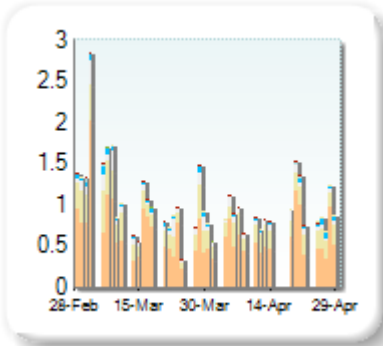


Best Price % measures how often each venue posts an absolute best price (no ties) for stocks. The result is averaged over the stocks in the index and is based on measurements of the order book every 5 seconds.

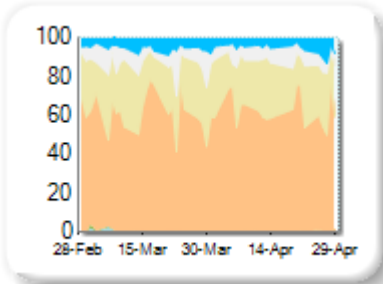
Market Share

Rank	Venue	Market Share	Change
1	XMAD	64.19%	+2.49
2	CEUX	23.47%	-0.47
3	TQEX	6.71%	-1.82
4	AQEU	5.22%	+0.13
5	BATE	0.16%	-0.05
6	CHIX	0.12%	+0.05
7	TRQX	0.10%	-0.36
8	AQXE	0.04%	+0.04

Volume Trend



Market Share Trend



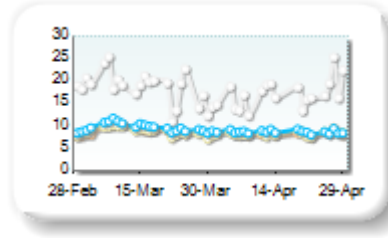
Market share is based on on-book value traded during continuous trading. The share is calculated by averaging over all stocks in the index. The current value shown is for last week and the change is relative to the previous week.

Spreads

At touch

Rank	Venue	Spread (bps)	Change
1	CEUX	8.27	-0.53
2	XMAD	8.35	-0.57
3	AQEU	8.74	-0.92
4	TQEX	17.20	-1.26

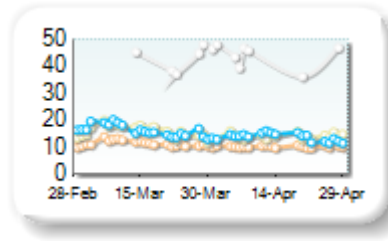
Monthly Spread Trend



25k EUR deal

Rank	Venue	Spread (bps)	Change
1	XMAD	10.29	-1.05
2	AQEU	13.77	-2.29
3	CEUX	14.05	-1.76
4	TQEX	51.75	-4.49

Monthly Spread Trend



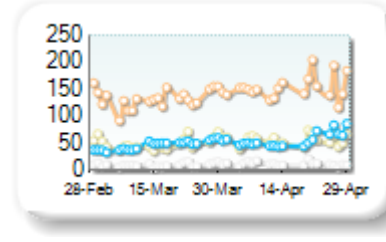
Spreads measure the bid to offer spread of the best visible orders in the book. The result is averaged over the stocks in the index and is based on measurements of the order books every 30 seconds. The value for the spread is quoted in basis points (0.01%).

Book Depths

10BPS Depth (top of book)

Rank	Venue	Depth (1K EUR)	Change
1	XMAD	152.8	+20.2
2	AQEU	56.4	+9.8
3	CEUX	55.8	+5.7
4	TQEX	12.0	+1.9
5	BATE	5.2	+0.3

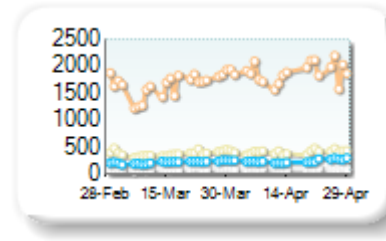
Monthly Depth Trend



50BPS Depth (deeper into book)

Rank	Venue	Depth (1K EUR)	Change
1	XMAD	1,879.4	+218.8
2	CEUX	411.6	+27.2
3	AQEU	245.0	+22.9
4	TQEX	98.9	+7.7
5	BATE	5.2	+0.3

Monthly Depth Trend



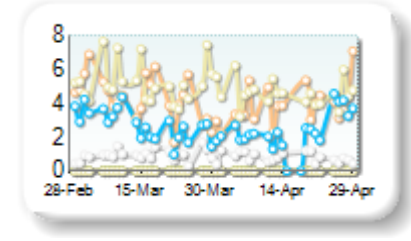
Market depth measures the amount of visible liquidity (bids and offers) in the order book within 10 or 50 BPS of mid price. The result is averaged over the stocks in the index and is based on measurements of the order book every 30 seconds. This is quoted in '000s of EUR.

Best Prices

At touch

Rank	Venue	Best Price (%)	Change
1	CEUX	4.52	-0.57
2	XMAD	3.92	-0.69
3	AQEU	2.32	-0.29
4	TQEX	0.84	-0.09
5	CHIX	0.00	+0.00
6	TRQX	0.00	+0.00
7	BATE	0.00	+0.00
8	AQXE	0.00	+0.00

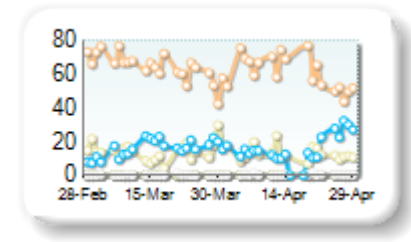
Best Prices Trend



25k EUR deal

Rank	Venue	Best Price (%)	Change
1	XMAD	60.97	-3.06
2	AQEU	15.55	-0.33
3	CEUX	13.16	-1.09
4	TQEX	0.44	+0.18
5	CHIX	0.00	+0.00
6	TRQX	0.00	+0.00
7	BATE	0.00	+0.00
8	AQXE	0.00	+0.00

Best Prices Trend

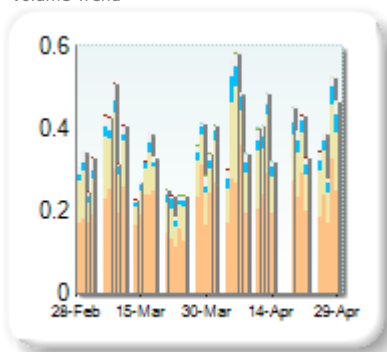


Best Price % measures how often each venue posts an absolute best price (no ties) for stocks. The result is averaged over the stocks in the index and is based on measurements of the order book every 5 seconds.

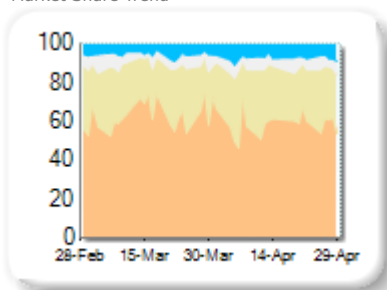
Market Share

Rank	Venue	Market Share	Change
1	XMAD	58.28%	-4.23
2	CEUX	28.46%	+2.41
3	AQEU	7.39%	+1.88
4	TQEX	5.71%	-0.11
5	BATE	0.08%	-0.02
6	TRQX	0.05%	+0.05
7	CHIX	0.02%	+0.02
8	AQXE	0.01%	+0.01

Volume Trend



Market Share Trend



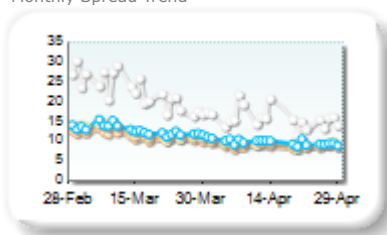
Market share is based on on-book value traded during continuous trading. The share is calculated by averaging over all stocks in the index. The current value shown is for last week and the change is relative to the previous week.

Spreads

At touch

Rank	Venue	Spread (bps)	Change
1	XMAD	8.72	-2.55
2	CEUX	9.25	-3.11
3	AQEU	9.66	-3.04
4	TQEX	15.65	-6.70

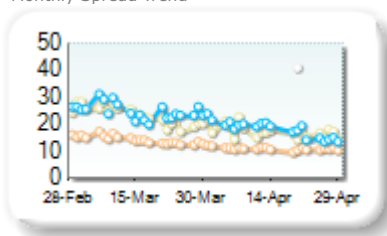
Monthly Spread Trend



25k EUR deal

Rank	Venue	Spread (bps)	Change
1	XMAD	10.97	-3.28
2	CEUX	17.03	-6.32
3	AQEU	17.80	-6.92
4	TQEX	67.10	-10.53

Monthly Spread Trend



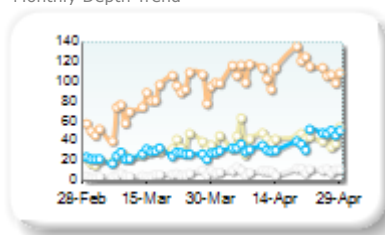
Spreads measure the bid to offer spread of the best visible orders in the book. The result is averaged over the stocks in the index and is based on measurements of the order books every 30 seconds. The value for the spread is quoted in basis points (0.01%).

Book Depths

10BPS Depth (top of book)

Rank	Venue	Depth (1K EUR)	Change
1	XMAD	111.2	+32.1
2	CEUX	42.7	+14.6
3	AQEU	37.8	+12.2
4	TQEX	9.6	+4.2

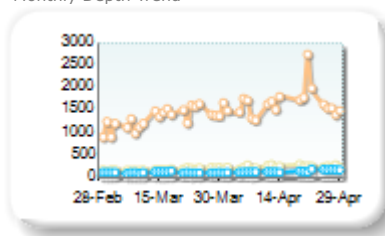
Monthly Depth Trend



50BPS Depth (deeper into book)

Rank	Venue	Depth (1K EUR)	Change
1	XMAD	1,662.9	+326.7
2	CEUX	257.1	+60.4
3	AQEU	154.6	+28.6
4	TQEX	54.6	+13.0

Monthly Depth Trend



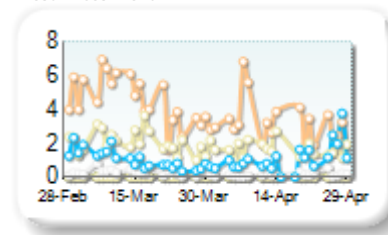
Market depth measures the amount of visible liquidity (bids and offers) in the order book within 10 or 50 BPS of mid price. The result is averaged over the stocks in the index and is based on measurements of the order book every 30 seconds. This is quoted in '000s of EUR.

Best Prices

At touch

Rank	Venue	Best Price (%)	Change
1	XMAD	3.10	-1.98
2	CEUX	1.65	-0.67
3	AQEU	1.10	-0.08
4	TQEX	0.16	-0.17
5	CHIX	0.00	+0.00
6	TRQX	0.00	+0.00
7	BATE	0.00	+0.00
8	AQXE	0.00	+0.00

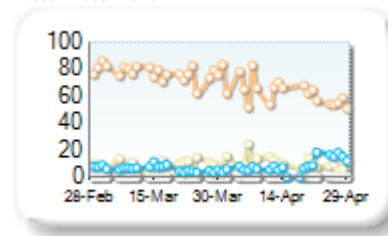
Best Prices Trend



25k EUR deal

Rank	Venue	Best Price (%)	Change
1	XMAD	62.40	-15.06
2	CEUX	10.72	+2.10
3	AQEU	8.87	+2.37
4	TQEX	0.29	+0.20
5	CHIX	0.00	+0.00
6	TRQX	0.00	+0.00
7	BATE	0.00	+0.00
8	AQXE	0.00	+0.00

Best Prices Trend

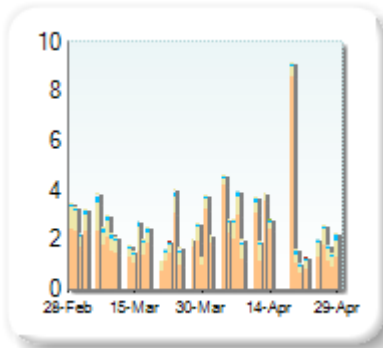


Best Price % measures how often each venue posts an absolute best price (no ties) for stocks. The result is averaged over the stocks in the index and is based on measurements of the order book every 5 seconds.

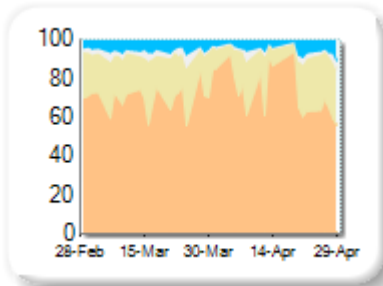
Market Share

Rank	Venue	Market Share	Change
1	XMAD	78.15%	+7.66
2	CEUX	16.03%	-5.64
3	AQEU	3.97%	-1.05
4	TQEX	1.62%	-1.11
5	BATE	0.12%	+0.07
6	CHIX	0.07%	+0.04
7	TRQX	0.04%	+0.03
8	AQXE	0.00%	+0.00

Volume Trend



Market Share Trend



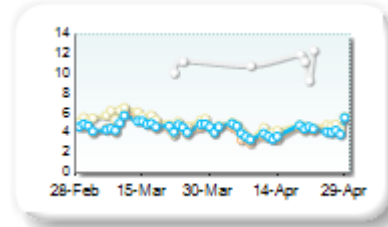
Market share is based on on-book value traded during continuous trading. The share is calculated by averaging over all stocks in the index. The current value shown is for last week and the change is relative to the previous week.

Spreads

At touch

Rank	Venue	Spread (bps)	Change
1	XMAD	4.06	-0.59
2	AQEU	4.19	-0.49
3	CEUX	4.52	-0.78
4	TQEX	18.21	-2.13

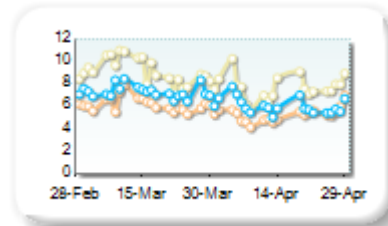
Monthly Spread Trend



25k EUR deal

Rank	Venue	Spread (bps)	Change
1	XMAD	5.28	-0.88
2	AQEU	6.05	-1.20
3	CEUX	7.67	-1.39
4	TQEX	39.36	-6.83

Monthly Spread Trend



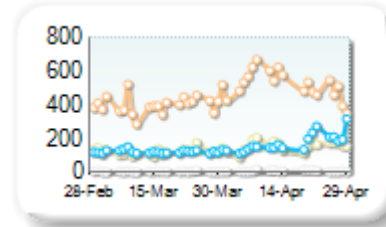
Spreads measure the bid to offer spread of the best visible orders in the book. The result is averaged over the stocks in the index and is based on measurements of the order books every 30 seconds. The value for the spread is quoted in basis points (0.01%).

Book Depths

10BPS Depth (top of book)

Rank	Venue	Depth (1K EUR)	Change
1	XMAD	516.4	+114.7
2	AQEU	175.8	+54.1
3	CEUX	156.8	+33.1
4	TQEX	10.0	+3.4
5	AQXE	0.2	0.0

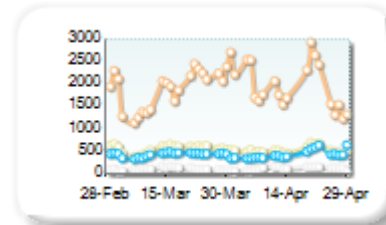
Monthly Depth Trend



50BPS Depth (deeper into book)

Rank	Venue	Depth (1K EUR)	Change
1	XMAD	1,932.1	+1.0
2	CEUX	539.7	-31.1
3	AQEU	446.9	+8.4
4	TQEX	129.9	+10.6
5	AQXE	0.2	0.0

Monthly Depth Trend



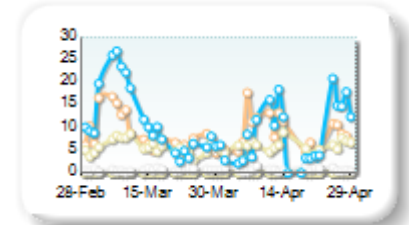
Market depth measures the amount of visible liquidity (bids and offers) in the order book within 10 or 50 BPS of mid price. The result is averaged over the stocks in the index and is based on measurements of the order book every 30 seconds. This is quoted in '000s of EUR.

Best Prices

At touch

Rank	Venue	Best Price (%)	Change
1	XMAD	8.90	+2.04
2	AQEU	8.75	-4.13
3	CEUX	5.77	+0.18
4	TQEX	0.79	+0.19
5	CHIX	0.00	+0.00
6	TRQX	0.00	+0.00
7	BATE	0.00	+0.00
8	AQXE	0.00	0.00

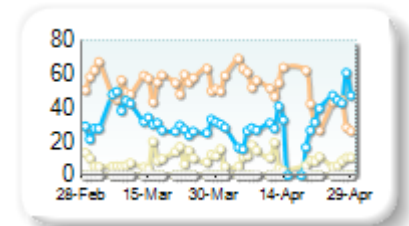
Best Prices Trend



25k EUR deal

Rank	Venue	Best Price (%)	Change
1	XMAD	48.54	-5.51
2	AQEU	29.91	-1.94
3	CEUX	9.32	-0.24
4	TQEX	0.12	+0.09
5	CHIX	0.00	+0.00
6	TRQX	0.00	+0.00
7	BATE	0.00	+0.00
8	AQXE	0.00	+0.00

Best Prices Trend

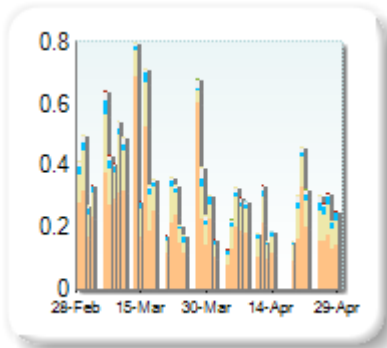


Best Price % measures how often each venue posts an absolute best price (no ties) for stocks. The result is averaged over the stocks in the index and is based on measurements of the order book every 5 seconds.

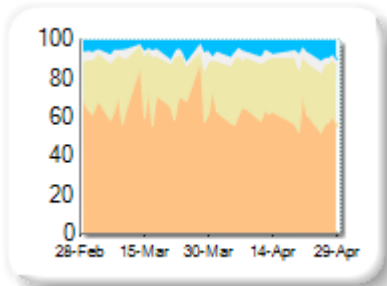
Market Share

Rank	Venue	Market Share	Change
1	XMAD	59.99%	-8.06
2	CEUX	28.61%	+5.55
3	AQEU	6.50%	+1.67
4	TQEX	4.67%	+0.68
5	BATE	0.13%	+0.09
6	TRQX	0.06%	+0.03
7	CHIX	0.05%	+0.03
8	AQXE	0.00%	+0.00

Volume Trend



Market Share Trend



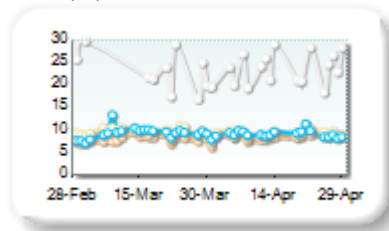
Market share is based on on-book value traded during continuous trading. The share is calculated by averaging over all stocks in the index. The current value shown is for last week and the change is relative to the previous week.

Spreads

At touch

Rank	Venue	Spread (bps)	Change
1	XMAD	8.61	+0.55
2	AQEU	9.18	-0.13
3	CEUX	9.29	-0.26
4	TQEX	25.78	-4.32

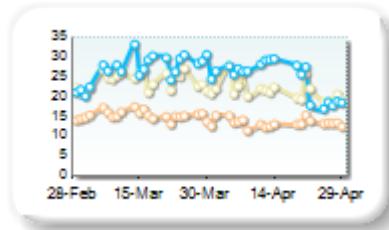
Monthly Spread Trend



25k EUR deal

Rank	Venue	Spread (bps)	Change
1	XMAD	13.32	-1.75
2	CEUX	21.52	-2.25
3	AQEU	24.45	-2.44
4	TQEX	64.73	-3.39

Monthly Spread Trend



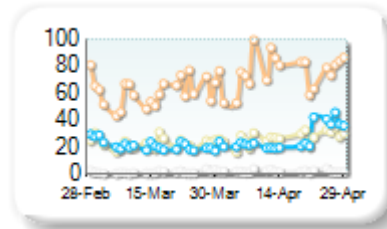
Spreads measure the bid to offer spread of the best visible orders in the book. The result is averaged over the stocks in the index and is based on measurements of the order books every 30 seconds. The value for the spread is quoted in basis points (0.01%).

Book Depths

10BPS Depth (top of book)

Rank	Venue	Depth (1K EUR)	Change
1	XMAD	75.7	+13.9
2	CEUX	27.1	+4.2
3	AQEU	26.9	+5.4
4	TQEX	2.4	+0.6
5	AQXE	0.2	0.0

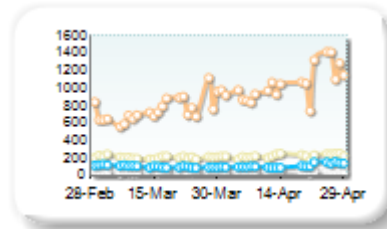
Monthly Depth Trend



50BPS Depth (deeper into book)

Rank	Venue	Depth (1K EUR)	Change
1	XMAD	1,056.4	+289.0
2	CEUX	231.7	+15.9
3	AQEU	120.7	+9.7
4	TQEX	55.0	+5.6
5	AQXE	0.2	0.0

Monthly Depth Trend



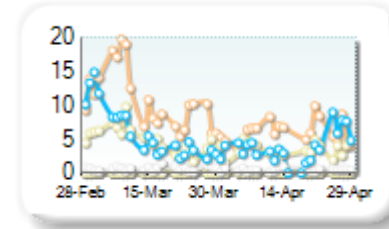
Market depth measures the amount of visible liquidity (bids and offers) in the order book within 10 or 50 BPS of mid price. The result is averaged over the stocks in the index and is based on measurements of the order book every 30 seconds. This is quoted in '000s of EUR.

Best Prices

At touch

Rank	Venue	Best Price (%)	Change
1	XMAD	6.08	-4.76
2	AQEU	3.80	-1.97
3	CEUX	3.56	-1.48
4	TQEX	0.54	-0.27
5	CHIX	0.00	+0.00
6	TRQX	0.00	+0.00
7	BATE	0.00	+0.00
8	AQXE	0.00	+0.00

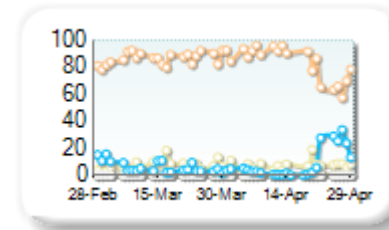
Best Prices Trend



25k EUR deal

Rank	Venue	Best Price (%)	Change
1	XMAD	82.48	-3.86
2	AQEU	8.80	+2.66
3	CEUX	7.39	0.00
4	TQEX	0.00	-0.02
5	CHIX	0.00	+0.00
6	TRQX	0.00	+0.00
7	BATE	0.00	+0.00
8	AQXE	0.00	+0.00

Best Prices Trend

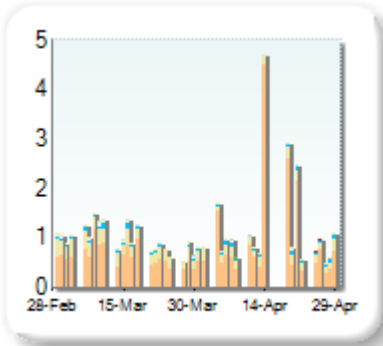


Best Price % measures how often each venue posts an absolute best price (no ties) for stocks. The result is averaged over the stocks in the index and is based on measurements of the order book every 5 seconds.

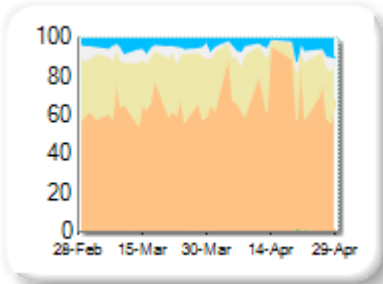
Market Share

Rank	Venue	Market Share	Change
1	XMAD	78.53%	+15.18
2	CEUX	14.60%	-11.68
3	AQEU	3.87%	-0.90
4	TQEX	2.68%	-2.69
5	BATE	0.15%	+0.05
6	CHIX	0.09%	+0.02
7	TRQX	0.08%	+0.03
8	AQXE	0.00%	+0.00

Volume Trend



Market Share Trend



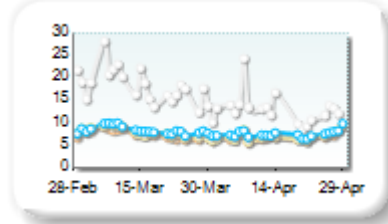
Market share is based on on-book value traded during continuous trading. The share is calculated by averaging over all stocks in the index. The current value shown is for last week and the change is relative to the previous week.

Spreads

At touch

Rank	Venue	Spread (bps)	Change
1	XMAD	6.97	-0.52
2	CEUX	7.17	-0.77
3	AQEU	7.57	-0.81
4	TQEX	14.15	-3.80

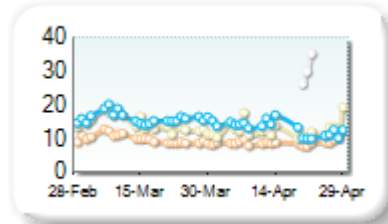
Monthly Spread Trend



25k EUR deal

Rank	Venue	Spread (bps)	Change
1	XMAD	8.99	-0.86
2	CEUX	12.67	-1.73
3	AQEU	12.92	-3.07
4	TQEX	42.85	-10.77

Monthly Spread Trend



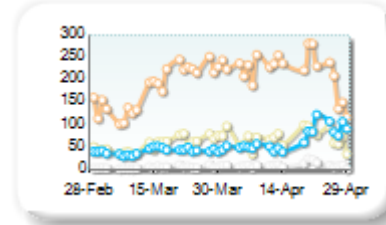
Spreads measure the bid to offer spread of the best visible orders in the book. The result is averaged over the stocks in the index and is based on measurements of the order books every 30 seconds. The value for the spread is quoted in basis points (0.01%).

Book Depths

10BPS Depth (top of book)

Rank	Venue	Depth (1K EUR)	Change
1	XMAD	219.2	+35.1
2	CEUX	71.6	+14.3
3	AQEU	69.7	+27.0
4	TQEX	11.9	+4.9
5	AQXE	0.2	+0.0

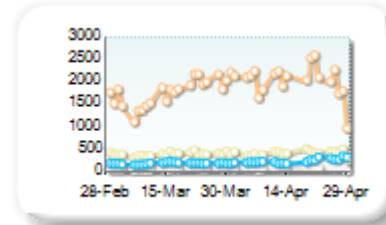
Monthly Depth Trend



50BPS Depth (deeper into book)

Rank	Venue	Depth (1K EUR)	Change
1	XMAD	2,030.5	+255.7
2	CEUX	422.8	+19.7
3	AQEU	254.4	+55.7
4	TQEX	87.0	+9.7
5	AQXE	0.3	+0.0

Monthly Depth Trend



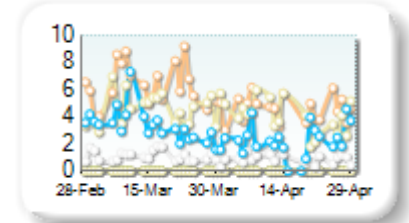
Market depth measures the amount of visible liquidity (bids and offers) in the order book within 10 or 50 BPS of mid price. The result is averaged over the stocks in the index and is based on measurements of the order book every 30 seconds. This is quoted in '000s of EUR.

Best Prices

At touch

Rank	Venue	Best Price (%)	Change
1	XMAD	4.55	-1.56
2	CEUX	3.93	-0.74
3	AQEU	2.28	-1.01
4	TQEX	0.94	-0.10
5	CHIX	0.00	+0.00
6	TRQX	0.00	+0.00
7	BATE	0.00	+0.00
8	AQXE	0.00	+0.00

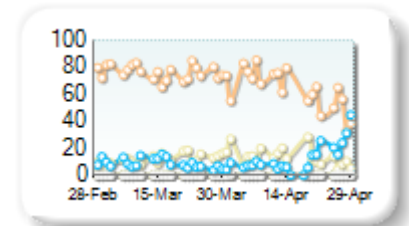
Best Prices Trend



25k EUR deal

Rank	Venue	Best Price (%)	Change
1	XMAD	62.82	-12.99
2	CEUX	13.06	+0.91
3	AQEU	12.86	+4.02
4	TQEX	0.14	+0.05
5	CHIX	0.00	+0.00
6	TRQX	0.00	+0.00
7	BATE	0.00	+0.00
8	AQXE	0.00	+0.00

Best Prices Trend

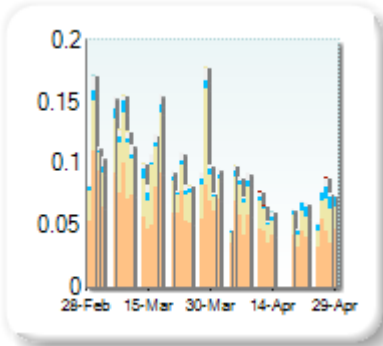


Best Price % measures how often each venue posts an absolute best price (no ties) for stocks. The result is averaged over the stocks in the index and is based on measurements of the order book every 5 seconds.

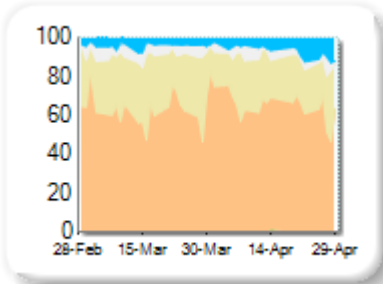
Market Share

Rank	Venue	Market Share	Change
1	XMAD	64.12%	+1.46
2	CEUX	24.56%	-3.49
3	AQEU	6.95%	+2.75
4	TQEX	4.30%	-0.76
5	BATE	0.05%	+0.04
6	TRQX	0.02%	+0.00
7	AQXE	0.00%	0.00
8	CHIX	0.00%	+0.00

Volume Trend



Market Share Trend



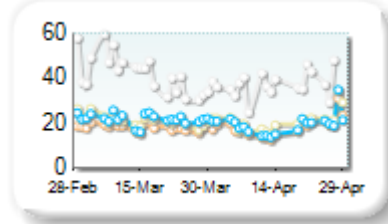
Market share is based on on-book value traded during continuous trading. The share is calculated by averaging over all stocks in the index. The current value shown is for last week and the change is relative to the previous week.

Spreads

At touch

Rank	Venue	Spread (bps)	Change
1	XMAD	18.35	+0.16
2	AQEU	19.35	-2.49
3	CEUX	20.82	-0.66
4	TQEX	40.79	-1.07

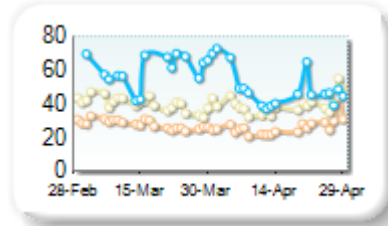
Monthly Spread Trend



25k EUR deal

Rank	Venue	Spread (bps)	Change
1	XMAD	26.29	-1.52
2	CEUX	39.00	-1.16
3	AQEU	48.02	-12.32

Monthly Spread Trend



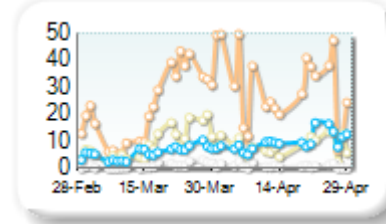
Spreads measure the bid to offer spread of the best visible orders in the book. The result is averaged over the stocks in the index and is based on measurements of the order books every 30 seconds. The value for the spread is quoted in basis points (0.01%).

Book Depths

10BPS Depth (top of book)

Rank	Venue	Depth (1K EUR)	Change
1	XMAD	29.0	+5.6
2	AQEU	9.8	+4.0
3	CEUX	8.5	-0.2
4	TQEX	1.0	0.0

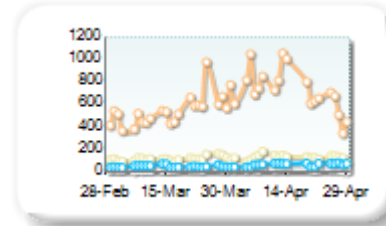
Monthly Depth Trend



50BPS Depth (deeper into book)

Rank	Venue	Depth (1K EUR)	Change
1	XMAD	722.1	+174.3
2	CEUX	132.7	+12.9
3	AQEU	67.0	+16.1
4	TQEX	29.4	+4.6

Monthly Depth Trend



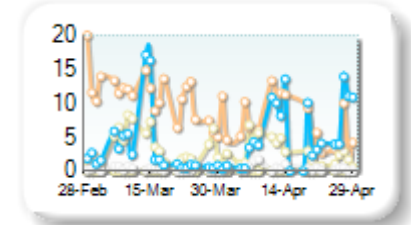
Market depth measures the amount of visible liquidity (bids and offers) in the order book within 10 or 50 BPS of mid price. The result is averaged over the stocks in the index and is based on measurements of the order book every 30 seconds. This is quoted in '000s of EUR.

Best Prices

At touch

Rank	Venue	Best Price (%)	Change
1	XMAD	6.59	-3.44
2	AQEU	5.65	+2.34
3	CEUX	2.80	-0.46
4	TQEX	0.48	+0.00
5	CHIX	0.00	+0.00
6	TRQX	0.00	+0.00
7	BATE	0.00	+0.00
8	AQXE	0.00	+0.00

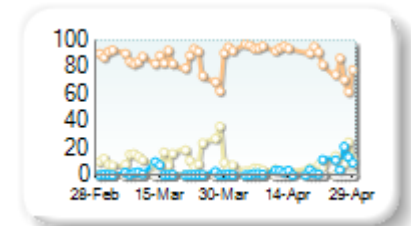
Best Prices Trend



25k EUR deal

Rank	Venue	Best Price (%)	Change
1	XMAD	87.88	+2.82
2	CEUX	6.86	-6.17
3	AQEU	4.42	+3.02
4	TQEX	0.01	+0.01
5	CHIX	0.00	+0.00
6	TRQX	0.00	+0.00
7	BATE	0.00	+0.00
8	AQXE	0.00	+0.00

Best Prices Trend

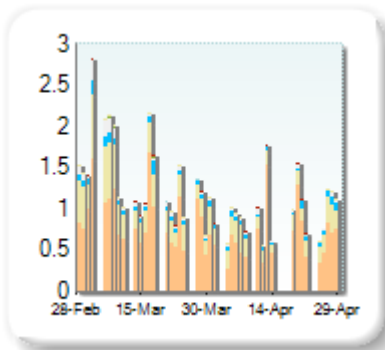


Best Price % measures how often each venue posts an absolute best price (no ties) for stocks. The result is averaged over the stocks in the index and is based on measurements of the order book every 5 seconds.

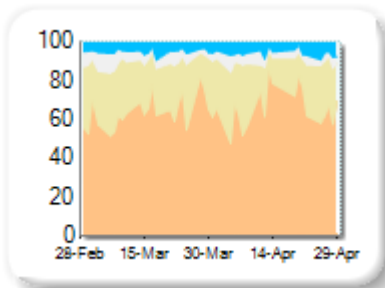
Market Share

Rank	Venue	Market Share	Change
1	XMAD	68.01%	+5.29
2	CEUX	21.86%	-4.08
3	AQEU	5.65%	+0.52
4	TQEX	4.14%	-1.80
5	BATE	0.23%	+0.11
6	CHIX	0.07%	+0.02
7	TRQX	0.04%	-0.07
8	AQXE	0.01%	+0.01

Volume Trend



Market Share Trend



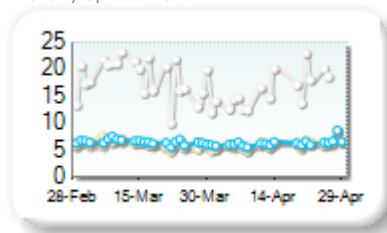
Market share is based on on-book value traded during continuous trading. The share is calculated by averaging over all stocks in the index. The current value shown is for last week and the change is relative to the previous week.

Spreads

At touch

Rank	Venue	Spread (bps)	Change
1	XMAD	5.89	-0.08
2	CEUX	6.19	+0.01
3	AQEU	6.33	-0.19
4	TQEX	19.47	+1.36

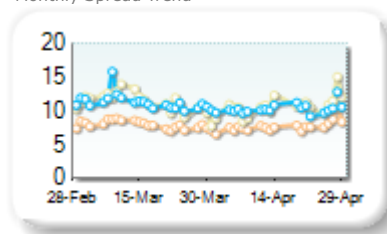
Monthly Spread Trend



25k EUR deal

Rank	Venue	Spread (bps)	Change
1	XMAD	7.69	-0.22
2	AQEU	10.26	-0.94
3	CEUX	10.69	-0.50
4	TQEX	107.49	+28.30

Monthly Spread Trend



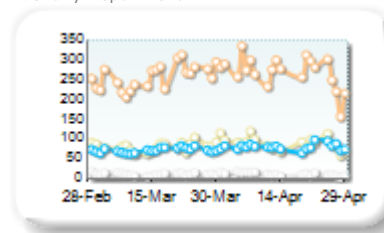
Spreads measure the bid to offer spread of the best visible orders in the book. The result is averaged over the stocks in the index and is based on measurements of the order books every 30 seconds. The value for the spread is quoted in basis points (0.01%).

Book Depths

10BPS Depth (top of book)

Rank	Venue	Depth (1K EUR)	Change
1	XMAD	268.6	+10.0
2	CEUX	87.1	+5.7
3	AQEU	80.0	+8.5
4	TQEX	10.7	-0.3

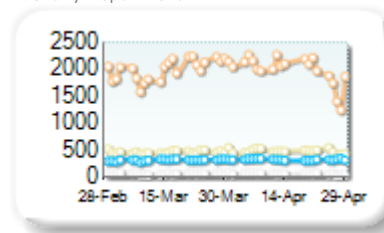
Monthly Depth Trend



50BPS Depth (deeper into book)

Rank	Venue	Depth (1K EUR)	Change
1	XMAD	1,972.7	-24.8
2	CEUX	478.8	+9.9
3	AQEU	327.2	+10.7
4	TQEX	67.7	-1.8
5	AQXE	0.5	+0.0

Monthly Depth Trend



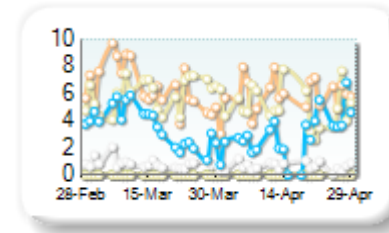
Market depth measures the amount of visible liquidity (bids and offers) in the order book within 10 or 50 BPS of mid price. The result is averaged over the stocks in the index and is based on measurements of the order book every 30 seconds. This is quoted in '000s of EUR.

Best Prices

At touch

Rank	Venue	Best Price (%)	Change
1	XMAD	6.03	-1.00
2	CEUX	4.99	-0.81
3	AQEU	3.01	-0.58
4	TQEX	0.67	-0.21
5	CHIX	0.00	0.00
6	TRQX	0.00	+0.00
7	BATE	0.00	+0.00
8	AQXE	0.00	+0.00

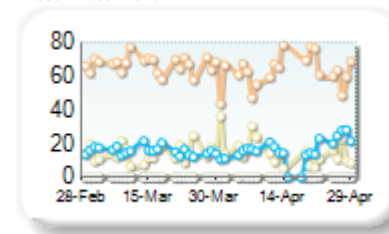
Best Prices Trend



25k EUR deal

Rank	Venue	Best Price (%)	Change
1	XMAD	63.59	-2.01
2	AQEU	16.27	+0.83
3	CEUX	13.92	-1.33
4	TQEX	0.16	-0.02
5	CHIX	0.00	+0.00
6	TRQX	0.00	+0.00
7	BATE	0.00	+0.00
8	AQXE	0.00	+0.00

Best Prices Trend

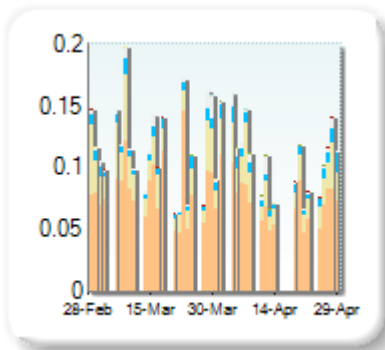


Best Price % measures how often each venue posts an absolute best price (no ties) for stocks. The result is averaged over the stocks in the index and is based on measurements of the order book every 5 seconds.

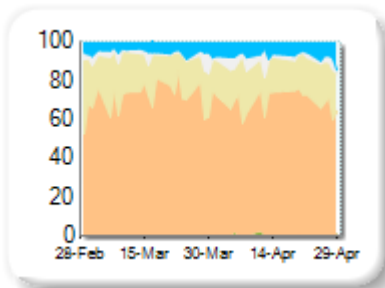
Market Share

Rank	Venue	Market Share	Change
1	XMAD	67.63%	-2.11
2	CEUX	20.47%	-0.78
3	AQEU	7.55%	+1.97
4	TQEX	4.00%	+0.63
5	BATE	0.28%	+0.24
6	CHIX	0.04%	+0.04
7	TRQX	0.04%	+0.01
8	AQXE	0.00%	0.00

Volume Trend



Market Share Trend



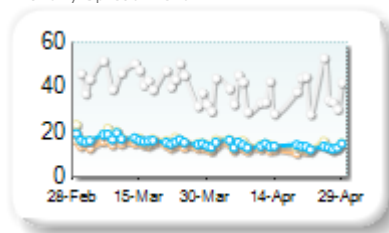
Market share is based on on-book value traded during continuous trading. The share is calculated by averaging over all stocks in the index. The current value shown is for last week and the change is relative to the previous week.

Spreads

At touch

Rank	Venue	Spread (bps)	Change
1	XMAD	12.72	-1.64
2	AQEU	13.94	-2.38
3	CEUX	14.26	-2.64
4	TQEX	37.67	-6.72

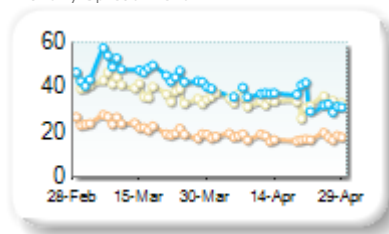
Monthly Spread Trend



25k EUR deal

Rank	Venue	Spread (bps)	Change
1	XMAD	17.66	-4.40
2	CEUX	33.15	-5.60
3	AQEU	35.19	-10.72

Monthly Spread Trend



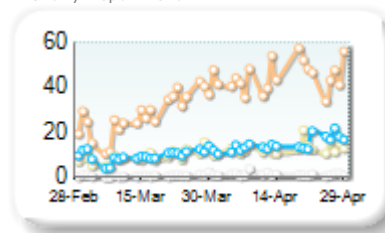
Spreads measure the bid to offer spread of the best visible orders in the book. The result is averaged over the stocks in the index and is based on measurements of the order books every 30 seconds. The value for the spread is quoted in basis points (0.01%).

Book Depths

10BPS Depth (top of book)

Rank	Venue	Depth (1K EUR)	Change
1	XMAD	44.6	+15.9
2	AQEU	14.7	+5.1
3	CEUX	12.8	+3.5
4	TQEX	1.4	+0.6

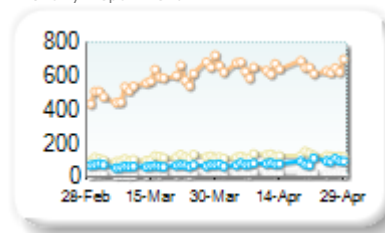
Monthly Depth Trend



50BPS Depth (deeper into book)

Rank	Venue	Depth (1K EUR)	Change
1	XMAD	641.1	+75.5
2	CEUX	127.0	+14.2
3	AQEU	85.0	+17.4
4	TQEX	25.5	+5.8
5	AQXE	0.2	+0.0

Monthly Depth Trend



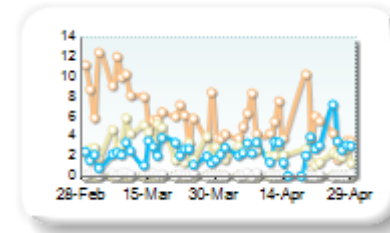
Market depth measures the amount of visible liquidity (bids and offers) in the order book within 10 or 50 BPS of mid price. The result is averaged over the stocks in the index and is based on measurements of the order book every 30 seconds. This is quoted in '000s of EUR.

Best Prices

At touch

Rank	Venue	Best Price (%)	Change
1	XMAD	5.00	-2.95
2	AQEU	2.73	+0.28
3	CEUX	2.22	-0.51
4	TQEX	0.11	-0.06
5	CHIX	0.00	+0.00
6	TRQX	0.00	+0.00
7	BATE	0.00	+0.00
8	AQXE	0.00	+0.00

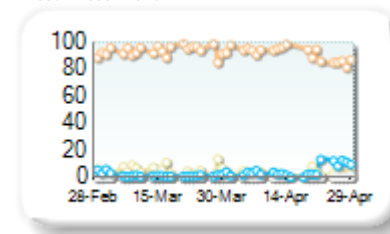
Best Prices Trend



25k EUR deal

Rank	Venue	Best Price (%)	Change
1	XMAD	91.12	-1.96
2	AQEU	4.73	+3.01
3	CEUX	3.21	-1.89
4	TQEX	0.01	+0.01
5	CHIX	0.00	+0.00
6	TRQX	0.00	+0.00
7	BATE	0.00	+0.00
8	AQXE	0.00	+0.00

Best Prices Trend

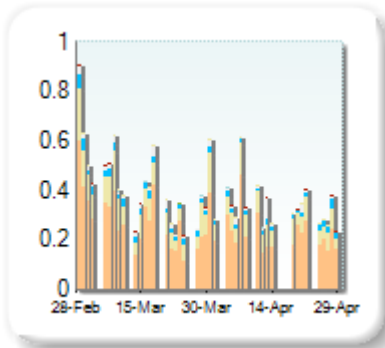


Best Price % measures how often each venue posts an absolute best price (no ties) for stocks. The result is averaged over the stocks in the index and is based on measurements of the order book every 5 seconds.

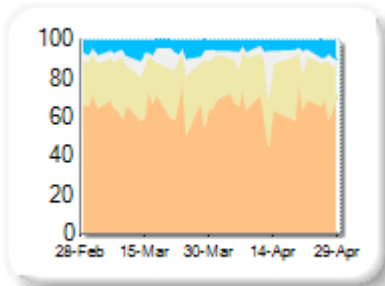
Market Share

Rank	Venue	Market Share	Change
1	XMAD	66.27%	+0.91
2	CEUX	22.32%	-1.20
3	AQEU	5.61%	-0.40
4	TQEX	5.47%	+0.54
5	BATE	0.24%	+0.16
6	TRQX	0.05%	-0.03
7	CHIX	0.03%	+0.01
8	AQXE	0.00%	0.00

Volume Trend



Market Share Trend



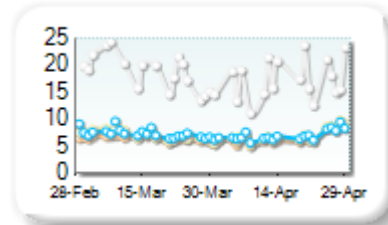
Market share is based on on-book value traded during continuous trading. The share is calculated by averaging over all stocks in the index. The current value shown is for last week and the change is relative to the previous week.

Spreads

At touch

Rank	Venue	Spread (bps)	Change
1	XMAD	6.65	+0.16
2	CEUX	7.00	-0.03
3	AQEU	7.05	-0.27
4	TQEX	18.29	-2.91
5	CHIX	500.64	-0.36
6	AQXE	501.00	+0.90

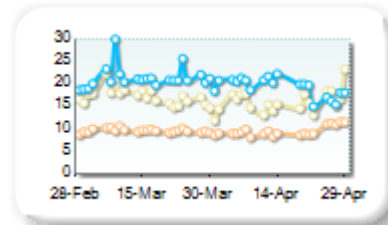
Monthly Spread Trend



25k EUR deal

Rank	Venue	Spread (bps)	Change
1	XMAD	9.61	-0.01
2	CEUX	16.32	-0.64
3	AQEU	19.31	-1.87
4	TQEX	56.55	-9.70

Monthly Spread Trend



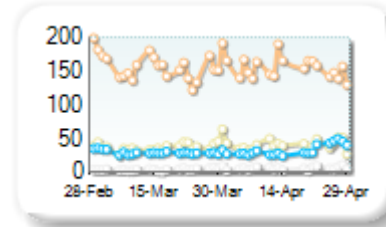
Spreads measure the bid to offer spread of the best visible orders in the book. The result is averaged over the stocks in the index and is based on measurements of the order books every 30 seconds. The value for the spread is quoted in basis points (0.01%).

Book Depths

10BPS Depth (top of book)

Rank	Venue	Depth (1K EUR)	Change
1	XMAD	153.2	-4.2
2	CEUX	40.0	+1.8
3	AQEU	32.9	+3.4
4	TQEX	6.2	+1.6
5	AQXE	0.1	0.0

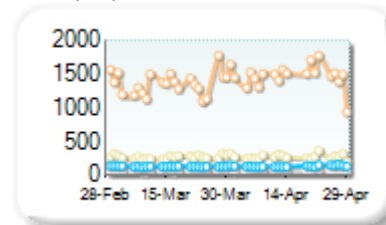
Monthly Depth Trend



50BPS Depth (deeper into book)

Rank	Venue	Depth (1K EUR)	Change
1	XMAD	1,456.7	+90.9
2	CEUX	271.9	+0.9
3	AQEU	134.0	+4.2
4	TQEX	71.8	+5.2
5	CHIX	0.4	-0.1
6	AQXE	0.1	-0.1

Monthly Depth Trend



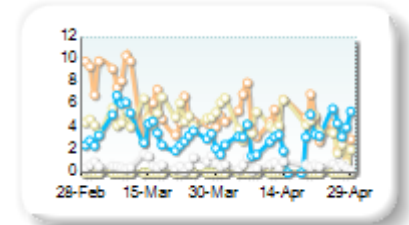
Market depth measures the amount of visible liquidity (bids and offers) in the order book within 10 or 50 BPS of mid price. The result is averaged over the stocks in the index and is based on measurements of the order book every 30 seconds. This is quoted in '000s of EUR.

Best Prices

At touch

Rank	Venue	Best Price (%)	Change
1	XMAD	4.50	-2.79
2	CEUX	3.87	-0.82
3	AQEU	3.11	-1.01
4	TQEX	0.66	-0.19
5	CHIX	0.01	+0.01
6	TRQX	0.00	+0.00
7	BATE	0.00	+0.00
8	AQXE	0.00	0.00

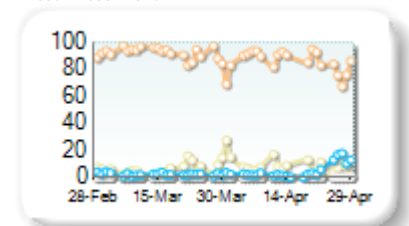
Best Prices Trend



25k EUR deal

Rank	Venue	Best Price (%)	Change
1	XMAD	85.98	-4.63
2	CEUX	7.92	+0.97
3	AQEU	4.76	+2.52
4	TQEX	0.02	-0.01
5	CHIX	0.00	+0.00
6	TRQX	0.00	+0.00
7	BATE	0.00	+0.00
8	AQXE	0.00	+0.00

Best Prices Trend

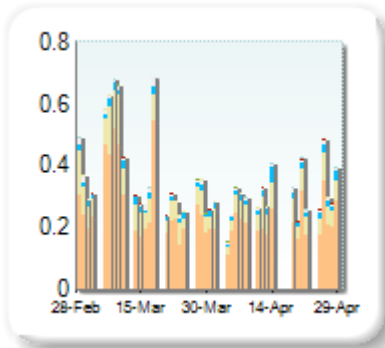


Best Price % measures how often each venue posts an absolute best price (no ties) for stocks. The result is averaged over the stocks in the index and is based on measurements of the order book every 5 seconds.

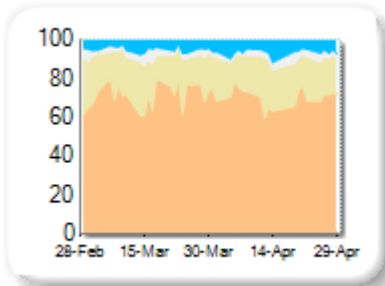
Market Share

Rank	Venue	Market Share	Change
1	XMAD	69.84%	-1.35
2	CEUX	20.04%	-0.51
3	AQEU	6.44%	+1.81
4	TQEX	3.33%	-0.20
5	BATE	0.19%	+0.12
6	CHIX	0.09%	+0.08
7	TRQX	0.05%	+0.05
8	AQXE	0.01%	+0.01

Volume Trend



Market Share Trend



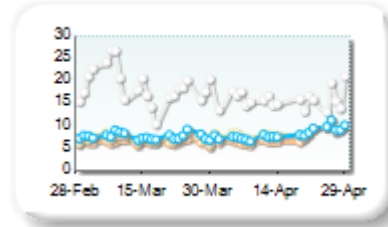
Market share is based on on-book value traded during continuous trading. The share is calculated by averaging over all stocks in the index. The current value shown is for last week and the change is relative to the previous week.

Spreads

At touch

Rank	Venue	Spread (bps)	Change
1	XMAD	7.61	+1.14
2	AQEU	8.32	+0.57
3	CEUX	8.51	+1.15
4	TQEX	15.95	-3.52

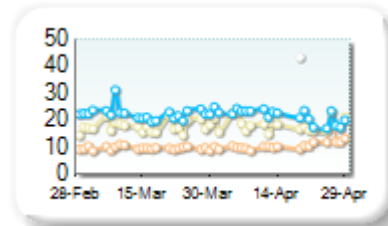
Monthly Spread Trend



25k EUR deal

Rank	Venue	Spread (bps)	Change
1	XMAD	10.74	+1.04
2	CEUX	18.20	+0.55
3	AQEU	21.46	-0.94
4	TQEX	50.56	-5.14

Monthly Spread Trend



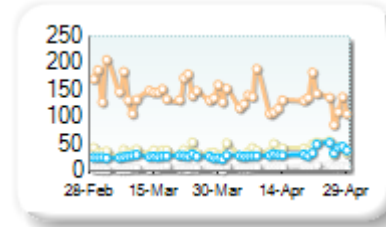
Spreads measure the bid to offer spread of the best visible orders in the book. The result is averaged over the stocks in the index and is based on measurements of the order books every 30 seconds. The value for the spread is quoted in basis points (0.01%).

Book Depths

10BPS Depth (top of book)

Rank	Venue	Depth (1K EUR)	Change
1	XMAD	131.0	-18.6
2	CEUX	41.4	+5.4
3	AQEU	34.0	+7.1
4	TQEX	8.4	+3.0

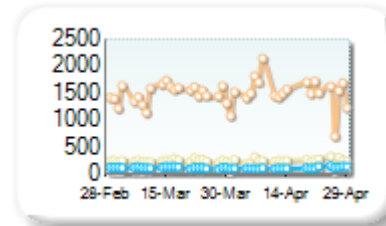
Monthly Depth Trend



50BPS Depth (deeper into book)

Rank	Venue	Depth (1K EUR)	Change
1	XMAD	1,535.2	+71.7
2	CEUX	255.1	+5.1
3	AQEU	118.0	-4.7
4	TQEX	81.2	+13.2

Monthly Depth Trend



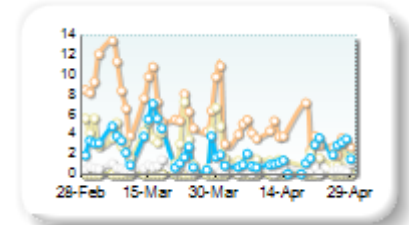
Market depth measures the amount of visible liquidity (bids and offers) in the order book within 10 or 50 BPS of mid price. The result is averaged over the stocks in the index and is based on measurements of the order book every 30 seconds. This is quoted in '000s of EUR.

Best Prices

At touch

Rank	Venue	Best Price (%)	Change
1	XMAD	3.85	-3.57
2	AQEU	1.56	-1.60
3	CEUX	1.40	-2.41
4	TQEX	0.36	-0.29
5	CHIX	0.00	+0.00
6	TRQX	0.00	+0.00
7	BATE	0.00	+0.00
8	AQXE	0.00	+0.00

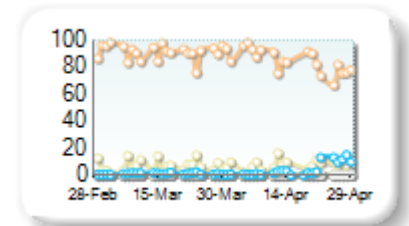
Best Prices Trend



25k EUR deal

Rank	Venue	Best Price (%)	Change
1	XMAD	83.98	-6.94
2	CEUX	7.91	+0.90
3	AQEU	4.45	+3.29
4	TQEX	0.10	+0.10
5	CHIX	0.00	+0.00
6	TRQX	0.00	+0.00
7	BATE	0.00	+0.00
8	AQXE	0.00	+0.00

Best Prices Trend

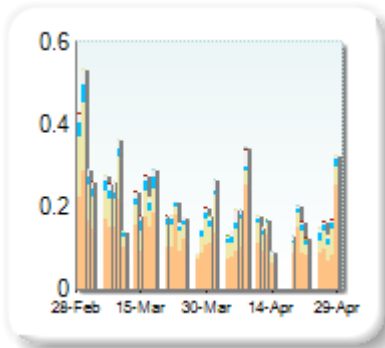


Best Price % measures how often each venue posts an absolute best price (no ties) for stocks. The result is averaged over the stocks in the index and is based on measurements of the order book every 5 seconds.

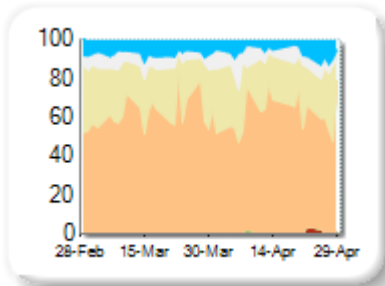
Market Share

Rank	Venue	Market Share	Change
1	XMAD	61.88%	+2.02
2	CEUX	23.86%	-2.19
3	TQEX	7.05%	+0.68
4	AQEU	6.50%	-1.16
5	CHIX	0.25%	+0.24
6	TRQX	0.24%	+0.23
7	BATE	0.21%	+0.18
8	AQXE	0.01%	+0.01

Volume Trend



Market Share Trend



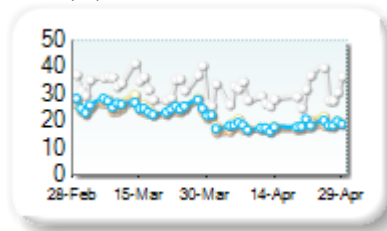
Market share is based on on-book value traded during continuous trading. The share is calculated by averaging over all stocks in the index. The current value shown is for last week and the change is relative to the previous week.

Spreads

At touch

Rank	Venue	Spread (bps)	Change
1	XMAD	17.57	-6.59
2	AQEU	18.33	-6.77
3	CEUX	18.79	-6.75
4	TQEX	30.71	-2.83

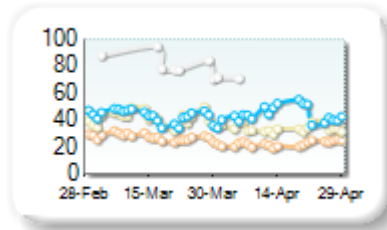
Monthly Spread Trend



25k EUR deal

Rank	Venue	Spread (bps)	Change
1	XMAD	22.61	-4.71
2	CEUX	33.98	-6.87
3	AQEU	44.34	+1.62
4	TQEX	70.74	-26.94

Monthly Spread Trend



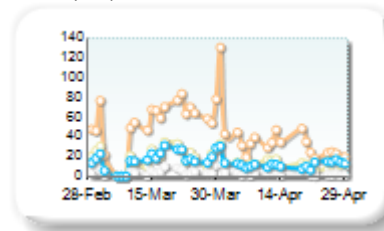
Spreads measure the bid to offer spread of the best visible orders in the book. The result is averaged over the stocks in the index and is based on measurements of the order books every 30 seconds. The value for the spread is quoted in basis points (0.01%).

Book Depths

10BPS Depth (top of book)

Rank	Venue	Depth (1K EUR)	Change
1	XMAD	31.1	-24.9
2	AQEU	11.7	-5.6
3	CEUX	11.5	-7.5
4	TQEX	2.4	-2.3

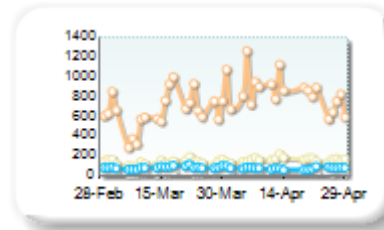
Monthly Depth Trend



50BPS Depth (deeper into book)

Rank	Venue	Depth (1K EUR)	Change
1	XMAD	832.7	+161.9
2	CEUX	159.9	+27.5
3	AQEU	71.1	-8.6
4	TQEX	37.3	+7.5

Monthly Depth Trend



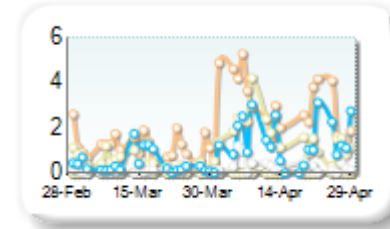
Market depth measures the amount of visible liquidity (bids and offers) in the order book within 10 or 50 BPS of mid price. The result is averaged over the stocks in the index and is based on measurements of the order book every 30 seconds. This is quoted in '000s of EUR.

Best Prices

At touch

Rank	Venue	Best Price (%)	Change
1	XMAD	3.01	+2.28
2	CEUX	1.71	+1.37
3	AQEU	1.42	+0.66
4	TQEX	0.34	+0.23
5	CHIX	0.00	+0.00
6	TRQX	0.00	+0.00
7	BATE	0.00	+0.00
8	AQXE	0.00	+0.00

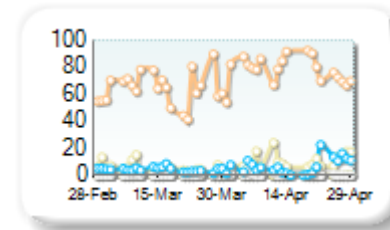
Best Prices Trend



25k EUR deal

Rank	Venue	Best Price (%)	Change
1	XMAD	78.90	+15.31
2	CEUX	10.66	+4.99
3	AQEU	6.95	+2.65
4	TQEX	0.31	-0.03
5	CHIX	0.00	+0.00
6	TRQX	0.00	+0.00
7	BATE	0.00	+0.00
8	AQXE	0.00	+0.00

Best Prices Trend

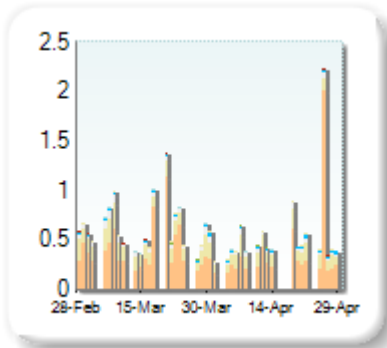


Best Price % measures how often each venue posts an absolute best price (no ties) for stocks. The result is averaged over the stocks in the index and is based on measurements of the order book every 5 seconds.

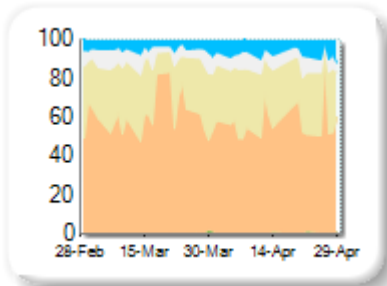
Market Share

Rank	Venue	Market Share	Change
1	XMAD	63.90%	+1.04
2	CEUX	23.70%	-1.48
3	AQEU	6.08%	+1.37
4	TQEX	6.02%	-0.95
5	CHIX	0.13%	+0.10
6	BATE	0.12%	-0.03
7	TRQX	0.04%	-0.05
8	AQXE	0.00%	+0.00

Volume Trend



Market Share Trend



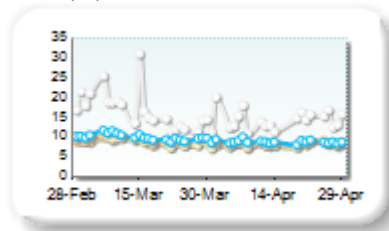
Market share is based on on-book value traded during continuous trading. The share is calculated by averaging over all stocks in the index. The current value shown is for last week and the change is relative to the previous week.

Spreads

At touch

Rank	Venue	Spread (bps)	Change
1	XMAD	8.21	-0.64
2	CEUX	8.30	-0.73
3	AQEU	8.77	-1.15
4	TQEX	14.50	-2.14

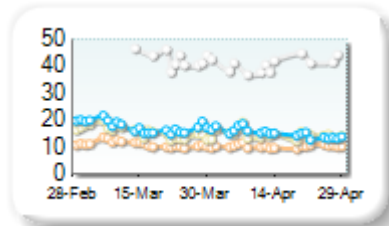
Monthly Spread Trend



25k EUR deal

Rank	Venue	Spread (bps)	Change
1	XMAD	10.37	-0.74
2	CEUX	14.75	-0.88
3	AQEU	15.15	-2.41
4	TQEX	44.15	-5.15

Monthly Spread Trend



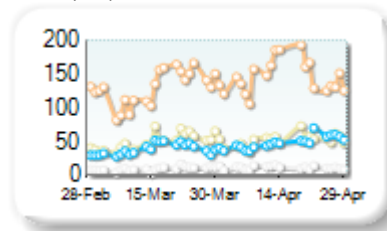
Spreads measure the bid to offer spread of the best visible orders in the book. The result is averaged over the stocks in the index and is based on measurements of the order books every 30 seconds. The value for the spread is quoted in basis points (0.01%).

Book Depths

10BPS Depth (top of book)

Rank	Venue	Depth (1K EUR)	Change
1	XMAD	145.9	+16.4
2	CEUX	51.4	+2.1
3	AQEU	48.7	+10.2
4	TQEX	11.3	+1.4

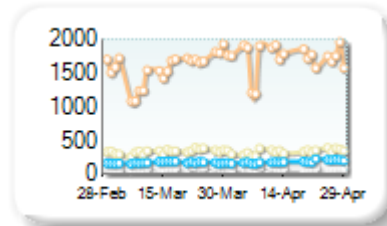
Monthly Depth Trend



50BPS Depth (deeper into book)

Rank	Venue	Depth (1K EUR)	Change
1	XMAD	1,714.9	+142.8
2	CEUX	334.3	-2.0
3	AQEU	185.5	+13.1
4	TQEX	88.8	-0.6

Monthly Depth Trend



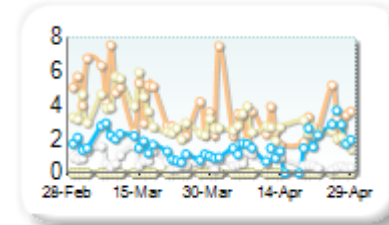
Market depth measures the amount of visible liquidity (bids and offers) in the order book within 10 or 50 BPS of mid price. The result is averaged over the stocks in the index and is based on measurements of the order book every 30 seconds. This is quoted in '000s of EUR.

Best Prices

At touch

Rank	Venue	Best Price (%)	Change
1	XMAD	3.13	-1.33
2	CEUX	2.54	-1.05
3	AQEU	1.60	+0.09
4	TQEX	0.62	-0.08
5	CHIX	0.00	+0.00
6	TRQX	0.00	+0.00
7	BATE	0.00	+0.00
8	AQXE	0.00	+0.00

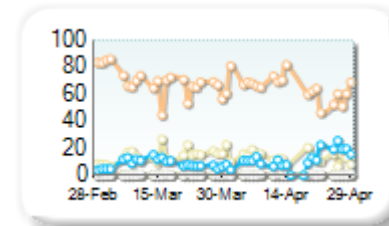
Best Prices Trend



25k EUR deal

Rank	Venue	Best Price (%)	Change
1	XMAD	64.86	-3.86
2	CEUX	12.95	-1.36
3	AQEU	11.74	+3.19
4	TQEX	0.42	+0.06
5	CHIX	0.00	+0.00
6	TRQX	0.00	+0.00
7	BATE	0.00	+0.00
8	AQXE	0.00	+0.00

Best Prices Trend

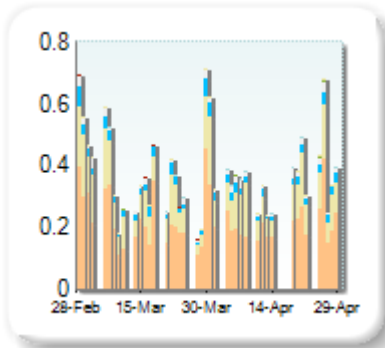


Best Price % measures how often each venue posts an absolute best price (no ties) for stocks. The result is averaged over the stocks in the index and is based on measurements of the order book every 5 seconds.

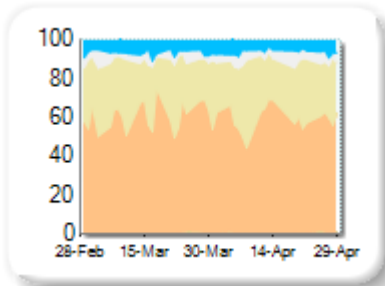
Market Share

Rank	Venue	Market Share	Change
1	XMAD	58.31%	-1.14
2	CEUX	29.65%	+0.45
3	AQEU	6.43%	-0.64
4	TQEX	5.14%	+1.04
5	BATE	0.25%	+0.15
6	CHIX	0.16%	+0.13
7	TRQX	0.05%	+0.00
8	AQXE	0.00%	+0.00

Volume Trend



Market Share Trend



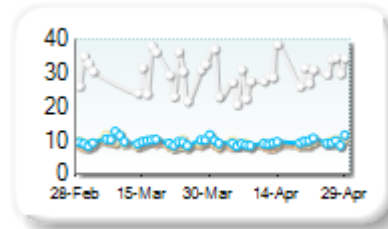
Market share is based on on-book value traded during continuous trading. The share is calculated by averaging over all stocks in the index. The current value shown is for last week and the change is relative to the previous week.

Spreads

At touch

Rank	Venue	Spread (bps)	Change
1	XMAD	8.53	-0.29
2	CEUX	9.14	-0.43
3	AQEU	9.32	-0.50
4	TQEX	29.12	-5.13
5	CHIX	501.00	n/a

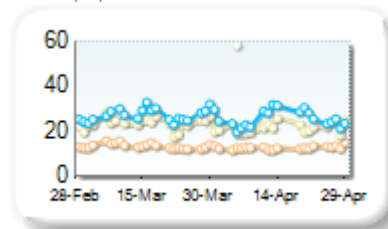
Monthly Spread Trend



25k EUR deal

Rank	Venue	Spread (bps)	Change
1	XMAD	12.67	-0.79
2	CEUX	21.58	-1.94
3	AQEU	25.38	-3.23
4	TQEX	76.18	+3.58
5	CHIX	501.00	n/a

Monthly Spread Trend



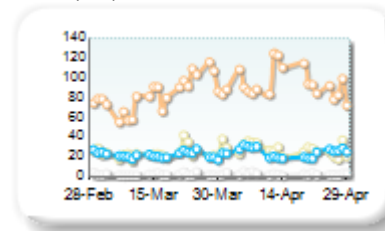
Spreads measure the bid to offer spread of the best visible orders in the book. The result is averaged over the stocks in the index and is based on measurements of the order books every 30 seconds. The value for the spread is quoted in basis points (0.01%).

Book Depths

10BPS Depth (top of book)

Rank	Venue	Depth (1K EUR)	Change
1	XMAD	94.5	+11.3
2	CEUX	27.2	+3.1
3	AQEU	24.2	+2.3
4	TQEX	2.6	+0.5

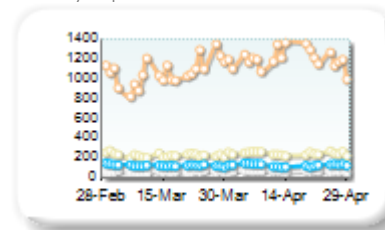
Monthly Depth Trend



50BPS Depth (deeper into book)

Rank	Venue	Depth (1K EUR)	Change
1	XMAD	1,204.4	+128.1
2	CEUX	241.6	+16.6
3	AQEU	122.2	+2.7
4	TQEX	61.8	+8.2

Monthly Depth Trend



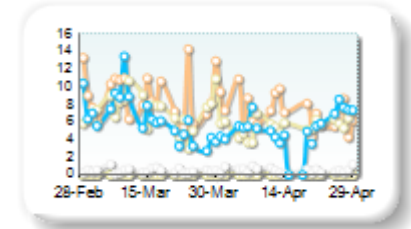
Market depth measures the amount of visible liquidity (bids and offers) in the order book within 10 or 50 BPS of mid price. The result is averaged over the stocks in the index and is based on measurements of the order book every 30 seconds. This is quoted in '000s of EUR.

Best Prices

At touch

Rank	Venue	Best Price (%)	Change
1	XMAD	7.02	-2.10
2	CEUX	5.53	-1.64
3	AQEU	5.19	-0.79
4	TQEX	0.58	+0.21
5	CHIX	0.00	+0.00
6	BATE	0.00	0.00
7	TRQX	0.00	+0.00
8	AQXE	0.00	+0.00

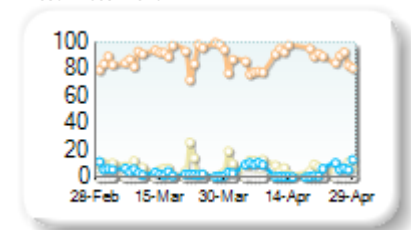
Best Prices Trend



25k EUR deal

Rank	Venue	Best Price (%)	Change
1	XMAD	86.87	-2.05
2	CEUX	7.41	-0.01
3	AQEU	4.93	+1.53
4	TQEX	0.12	+0.10
5	CHIX	0.00	+0.00
6	TRQX	0.00	+0.00
7	BATE	0.00	+0.00
8	AQXE	0.00	+0.00

Best Prices Trend

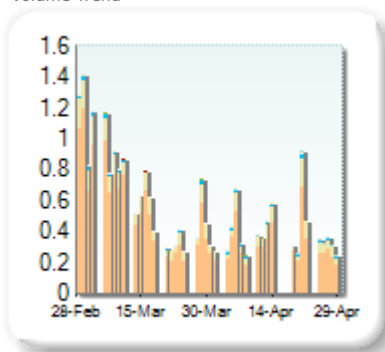


Best Price % measures how often each venue posts an absolute best price (no ties) for stocks. The result is averaged over the stocks in the index and is based on measurements of the order book every 5 seconds.

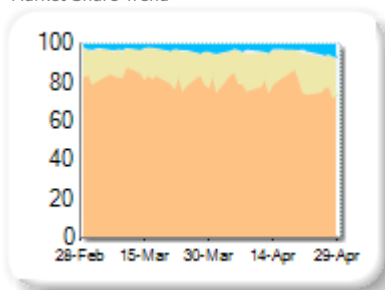
Market Share

Rank	Venue	Market Share	Change
1	XMAD	77.96%	-4.45
2	CEUX	17.32%	+2.80
3	AQEU	3.68%	+1.15
4	TQEX	0.95%	+0.41
5	TRQX	0.07%	+0.07
6	BATE	0.01%	+0.01
7	CHIX	0.00%	0.00
8	AQXE	0.00%	+0.00

Volume Trend



Market Share Trend



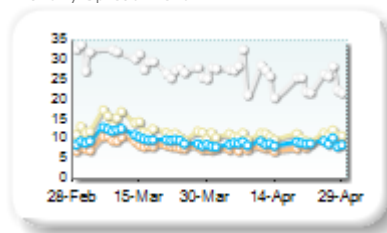
Market share is based on on-book value traded during continuous trading. The share is calculated by averaging over all stocks in the index. The current value shown is for last week and the change is relative to the previous week.

Spreads

At touch

Rank	Venue	Spread (bps)	Change
1	XMAD	8.26	-0.12
2	AQEU	8.82	-1.20
3	CEUX	10.72	-1.89
4	TQEX	25.72	-4.46

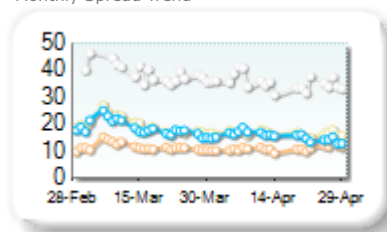
Monthly Spread Trend



25k EUR deal

Rank	Venue	Spread (bps)	Change
1	XMAD	11.03	-0.50
2	AQEU	15.51	-2.84
3	CEUX	16.61	-2.69
4	TQEX	35.35	-5.48

Monthly Spread Trend



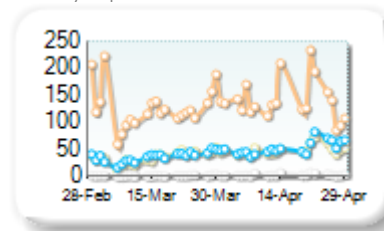
Spreads measure the bid to offer spread of the best visible orders in the book. The result is averaged over the stocks in the index and is based on measurements of the order books every 30 seconds. The value for the spread is quoted in basis points (0.01%).

Book Depths

10BPS Depth (top of book)

Rank	Venue	Depth (1K EUR)	Change
1	XMAD	139.8	+12.4
2	AQEU	52.5	+15.9
3	CEUX	48.1	+12.9
4	TRQX	3.6	+1.9
5	TQEX	3.1	+1.6

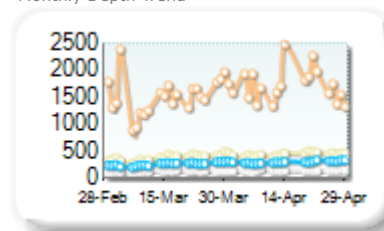
Monthly Depth Trend



50BPS Depth (deeper into book)

Rank	Venue	Depth (1K EUR)	Change
1	XMAD	1,709.1	+191.9
2	CEUX	442.0	+57.0
3	AQEU	301.0	+37.4
4	TQEX	148.5	+19.4
5	TRQX	6.0	+3.5

Monthly Depth Trend



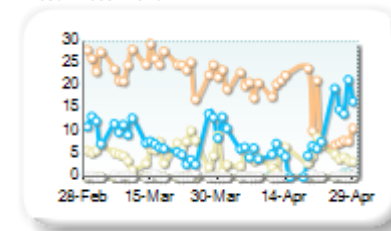
Market depth measures the amount of visible liquidity (bids and offers) in the order book within 10 or 50 BPS of mid price. The result is averaged over the stocks in the index and is based on measurements of the order book every 30 seconds. This is quoted in '000s of EUR.

Best Prices

At touch

Rank	Venue	Best Price (%)	Change
1	XMAD	16.21	-8.50
2	AQEU	8.22	-0.84
3	CEUX	4.48	-1.58
4	TRQX	0.21	+0.07
5	TQEX	0.17	-0.03
6	CHIX	0.00	+0.00
7	BATE	0.00	+0.00
8	AQXE	0.00	+0.00

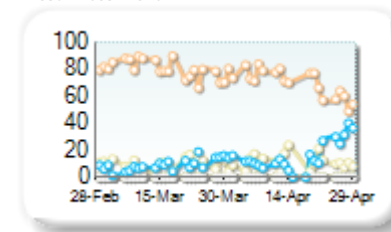
Best Prices Trend



25k EUR deal

Rank	Venue	Best Price (%)	Change
1	XMAD	69.51	-10.32
2	AQEU	15.81	+6.49
3	CEUX	11.51	+1.43
4	TQEX	0.00	-0.01
5	TRQX	0.00	+0.00
6	CHIX	0.00	+0.00
7	BATE	0.00	+0.00
8	AQXE	0.00	+0.00

Best Prices Trend

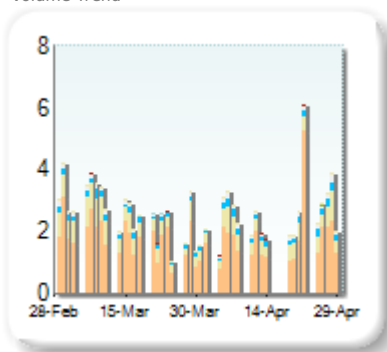


Best Price % measures how often each venue posts an absolute best price (no ties) for stocks. The result is averaged over the stocks in the index and is based on measurements of the order book every 5 seconds.

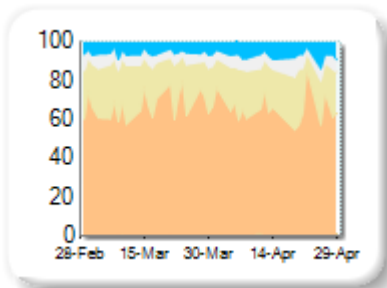
Market Share

Rank	Venue	Market Share	Change
1	XMAD	67.05%	-0.08
2	CEUX	19.92%	-1.70
3	AQEU	6.89%	+1.18
4	TQEX	5.94%	+0.56
5	BATE	0.10%	+0.04
6	CHIX	0.07%	+0.04
7	TRQX	0.03%	-0.04
8	AQXE	0.00%	+0.00

Volume Trend



Market Share Trend



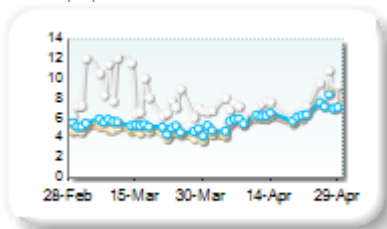
Market share is based on on-book value traded during continuous trading. The share is calculated by averaging over all stocks in the index. The current value shown is for last week and the change is relative to the previous week.

Spreads

At touch

Rank	Venue	Spread (bps)	Change
1	XMAD	6.21	+1.49
2	CEUX	6.22	+1.48
3	AQEU	6.29	+1.10
4	TQEX	7.64	-0.60
5	CHIX	439.70	-61.30
6	BATE	497.72	-3.28
7	AQXE	500.05	+3.79

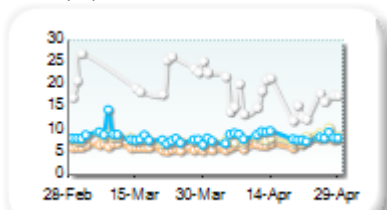
Monthly Spread Trend



25k EUR deal

Rank	Venue	Spread (bps)	Change
1	XMAD	7.03	+0.84
2	CEUX	8.17	+0.30
3	AQEU	8.55	+0.13
4	TQEX	18.64	-9.24

Monthly Spread Trend



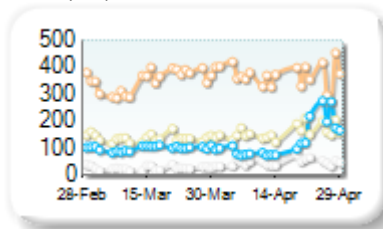
Spreads measure the bid to offer spread of the best visible orders in the book. The result is averaged over the stocks in the index and is based on measurements of the order books every 30 seconds. The value for the spread is quoted in basis points (0.01%).

Book Depths

10BPS Depth (top of book)

Rank	Venue	Depth (1K EUR)	Change
1	XMAD	366.1	+13.6
2	CEUX	159.6	+21.8
3	AQEU	129.5	+29.4
4	TQEX	49.0	+21.6
5	CHIX	2.1	+0.2
6	AQXE	0.0	0.0

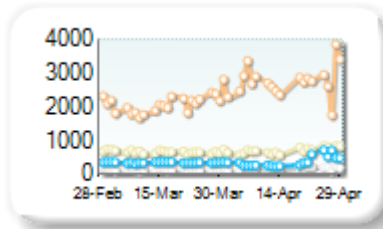
Monthly Depth Trend



50BPS Depth (deeper into book)

Rank	Venue	Depth (1K EUR)	Change
1	XMAD	2,752.1	+668.5
2	CEUX	699.1	+32.4
3	AQEU	378.6	+28.4
4	TQEX	185.6	+42.1
5	CHIX	2.2	+0.2
6	AQXE	0.1	+0.0

Monthly Depth Trend



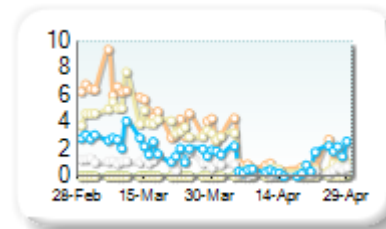
Market depth measures the amount of visible liquidity (bids and offers) in the order book within 10 or 50 BPS of mid price. The result is averaged over the stocks in the index and is based on measurements of the order book every 30 seconds. This is quoted in '000s of EUR.

Best Prices

At touch

Rank	Venue	Best Price (%)	Change
1	XMAD	1.23	-3.88
2	AQEU	0.96	-1.15
3	CEUX	0.82	-3.38
4	TQEX	0.33	-0.80
5	AQXE	0.01	0.00
6	BATE	0.00	+0.00
7	TRQX	0.00	+0.00

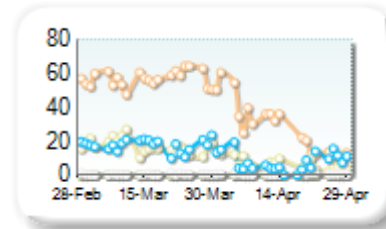
Best Prices Trend



25k EUR deal

Rank	Venue	Best Price (%)	Change
1	XMAD	26.88	-29.50
2	AQEU	7.43	-9.97
3	CEUX	6.86	-10.11
4	TQEX	0.59	+0.05
5	TRQX	0.00	+0.00
6	BATE	0.00	0.00
7	AQXE	0.00	+0.00

Best Prices Trend

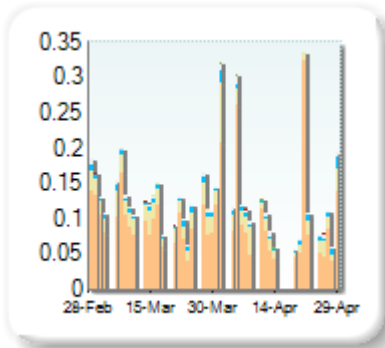


Best Price % measures how often each venue posts an absolute best price (no ties) for stocks. The result is averaged over the stocks in the index and is based on measurements of the order book every 5 seconds.

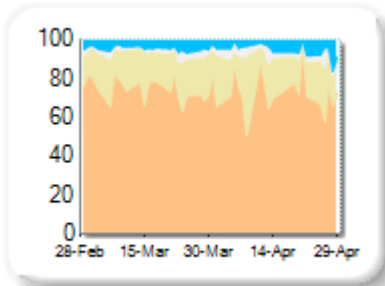
Market Share

Rank	Venue	Market Share	Change
1	XMAD	75.44%	+0.12
2	CEUX	16.66%	-1.16
3	AQEU	4.39%	-0.10
4	TQEX	3.39%	+1.03
5	TRQX	0.06%	+0.05
6	CHIX	0.04%	+0.04
7	BATE	0.03%	+0.03
8	AQXE	0.00%	0.00

Volume Trend



Market Share Trend



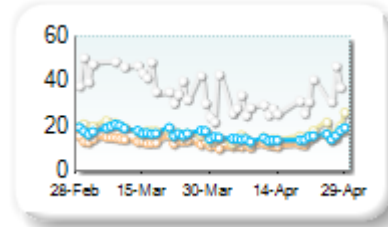
Market share is based on on-book value traded during continuous trading. The share is calculated by averaging over all stocks in the index. The current value shown is for last week and the change is relative to the previous week.

Spreads

At touch

Rank	Venue	Spread (bps)	Change
1	XMAD	12.94	-0.56
2	AQEU	14.89	-2.70
3	CEUX	15.87	-1.99
4	TQEX	35.11	-5.60

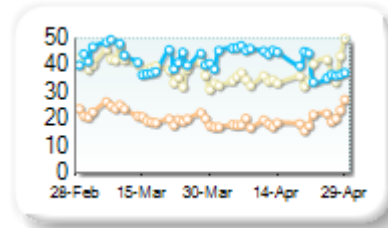
Monthly Spread Trend



25k EUR deal

Rank	Venue	Spread (bps)	Change
1	XMAD	19.28	-1.81
2	CEUX	36.31	-2.52
3	AQEU	41.99	+0.15

Monthly Spread Trend



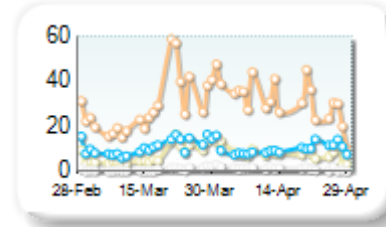
Spreads measure the bid to offer spread of the best visible orders in the book. The result is averaged over the stocks in the index and is based on measurements of the order books every 30 seconds. The value for the spread is quoted in basis points (0.01%).

Book Depths

10BPS Depth (top of book)

Rank	Venue	Depth (1K EUR)	Change
1	XMAD	31.0	+1.6
2	AQEU	9.7	-1.3
3	CEUX	7.8	+0.1
4	TQEX	1.2	+0.3

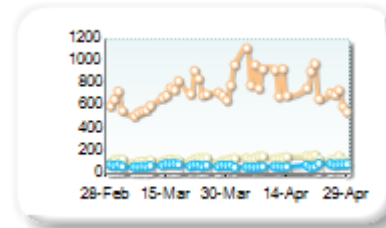
Monthly Depth Trend



50BPS Depth (deeper into book)

Rank	Venue	Depth (1K EUR)	Change
1	XMAD	812.1	+123.5
2	CEUX	143.1	+20.3
3	AQEU	74.3	-4.0
4	TQEX	30.7	+7.7

Monthly Depth Trend



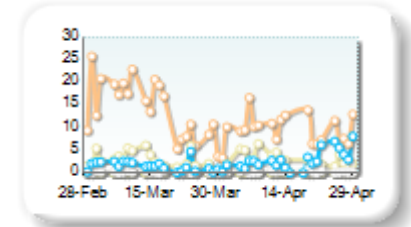
Market depth measures the amount of visible liquidity (bids and offers) in the order book within 10 or 50 BPS of mid price. The result is averaged over the stocks in the index and is based on measurements of the order book every 30 seconds. This is quoted in '000s of EUR.

Best Prices

At touch

Rank	Venue	Best Price (%)	Change
1	XMAD	9.89	-4.70
2	CEUX	3.10	+0.48
3	AQEU	2.95	+1.46
4	TQEX	0.31	+0.06
5	CHIX	0.00	+0.00
6	TRQX	0.00	+0.00
7	BATE	0.00	+0.00
8	AQXE	0.00	+0.00

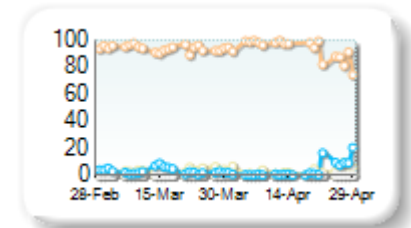
Best Prices Trend



25k EUR deal

Rank	Venue	Best Price (%)	Change
1	XMAD	92.94	-0.68
2	AQEU	3.79	+0.62
3	CEUX	2.74	-0.13
4	CHIX	0.00	+0.00
5	TRQX	0.00	+0.00
6	BATE	0.00	+0.00
7	AQXE	0.00	+0.00
8	TQEX	0.00	+0.00

Best Prices Trend

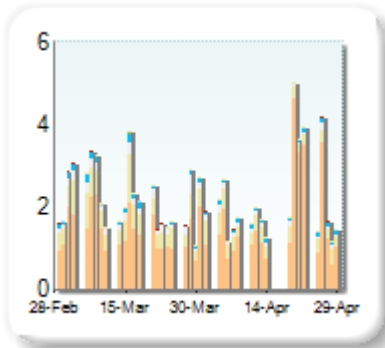


Best Price % measures how often each venue posts an absolute best price (no ties) for stocks. The result is averaged over the stocks in the index and is based on measurements of the order book every 5 seconds.

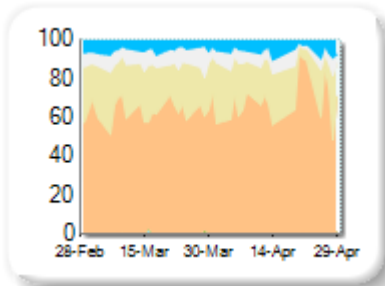
Market Share

Rank	Venue	Market Share	Change
1	XMAD	74.53%	+11.65
2	CEUX	15.86%	-7.32
3	TQEX	4.75%	-3.28
4	AQEU	4.73%	-0.57
5	BATE	0.07%	-0.17
6	CHIX	0.03%	-0.10
7	TRQX	0.02%	-0.21
8	AQXE	0.00%	+0.00

Volume Trend



Market Share Trend



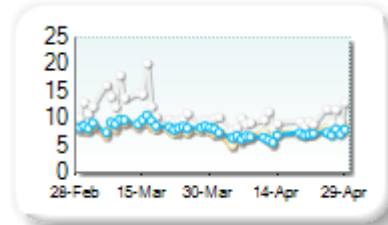
Market share is based on on-book value traded during continuous trading. The share is calculated by averaging over all stocks in the index. The current value shown is for last week and the change is relative to the previous week.

Spreads

At touch

Rank	Venue	Spread (bps)	Change
1	XMAD	6.92	-1.14
2	AQEU	6.93	-1.85
3	CEUX	7.14	-1.26
4	TQEX	9.75	-2.47
5	AQXE	497.81	+19.63
6	CHIX	501.00	+5.90
7	TRQX	501.00	+0.24
8	BATE	501.00	+0.55

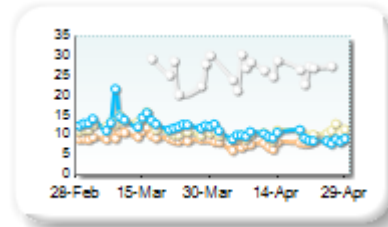
Monthly Spread Trend



25k EUR deal

Rank	Venue	Spread (bps)	Change
1	XMAD	7.96	-1.49
2	AQEU	9.47	-3.74
3	CEUX	10.17	-1.86
4	TQEX	29.07	-9.22
5	CHIX	501.00	+0.00

Monthly Spread Trend



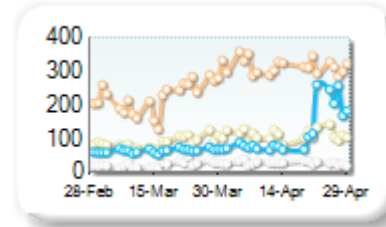
Spreads measure the bid to offer spread of the best visible orders in the book. The result is averaged over the stocks in the index and is based on measurements of the order books every 30 seconds. The value for the spread is quoted in basis points (0.01%).

Book Depths

10BPS Depth (top of book)

Rank	Venue	Depth (1K EUR)	Change
1	XMAD	312.8	+85.8
2	AQEU	123.5	+59.3
3	CEUX	111.2	+22.3
4	TQEX	28.3	+4.5
5	AQXE	0.0	+0.0

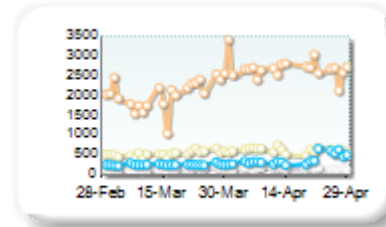
Monthly Depth Trend



50BPS Depth (deeper into book)

Rank	Venue	Depth (1K EUR)	Change
1	XMAD	2,649.4	+551.4
2	CEUX	610.5	+82.4
3	AQEU	379.7	+133.9
4	TQEX	142.7	+18.5
5	CHIX	0.1	-2.8
6	AQXE	0.0	0.0

Monthly Depth Trend



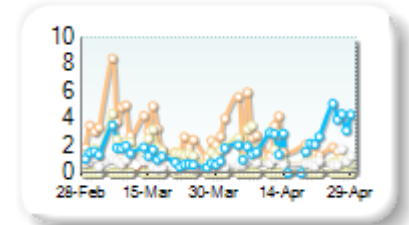
Market depth measures the amount of visible liquidity (bids and offers) in the order book within 10 or 50 BPS of mid price. The result is averaged over the stocks in the index and is based on measurements of the order book every 30 seconds. This is quoted in '000s of EUR.

Best Prices

At touch

Rank	Venue	Best Price (%)	Change
1	XMAD	2.45	-0.43
2	AQEU	2.34	+0.84
3	CEUX	1.48	-0.48
4	TQEX	0.84	+0.27
5	BATE	0.01	+0.02
6	CHIX	0.00	-0.01
7	AQXE	0.00	+0.00
8	TRQX	0.00	0.00

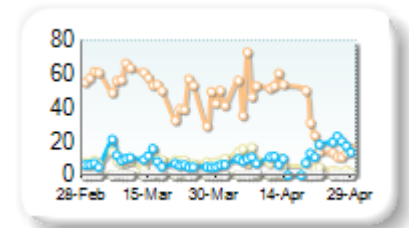
Best Prices Trend



25k EUR deal

Rank	Venue	Best Price (%)	Change
1	XMAD	37.10	-14.65
2	AQEU	11.05	+3.04
3	CEUX	7.24	-1.19
4	TQEX	0.62	+0.11
5	CHIX	0.00	0.00
6	TRQX	0.00	+0.00
7	BATE	0.00	+0.00
8	AQXE	0.00	+0.00

Best Prices Trend

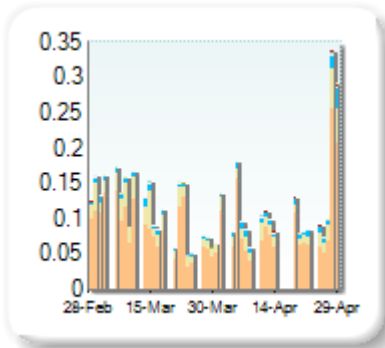


Best Price % measures how often each venue posts an absolute best price (no ties) for stocks. The result is averaged over the stocks in the index and is based on measurements of the order book every 5 seconds.

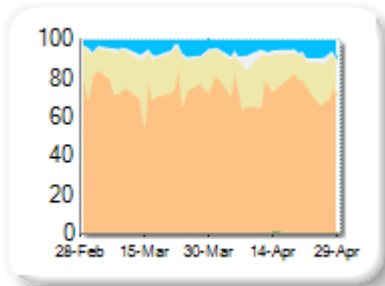
Market Share

Rank	Venue	Market Share	Change
1	XMAD	74.48%	-0.08
2	CEUX	16.20%	-2.59
3	AQEU	6.60%	+1.97
4	TQEX	2.38%	+0.41
5	BATE	0.15%	+0.13
6	TRQX	0.09%	+0.07
7	CHIX	0.09%	+0.09
8	AQXE	0.01%	+0.01

Volume Trend



Market Share Trend



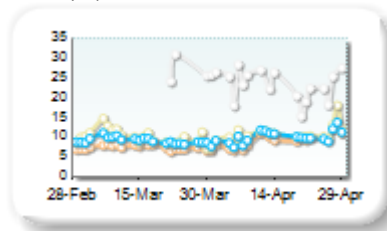
Market share is based on on-book value traded during continuous trading. The share is calculated by averaging over all stocks in the index. The current value shown is for last week and the change is relative to the previous week.

Spreads

At touch

Rank	Venue	Spread (bps)	Change
1	XMAD	9.45	+2.06
2	AQEU	10.06	+1.03
3	CEUX	10.85	+0.91
4	TQEX	25.37	-12.65

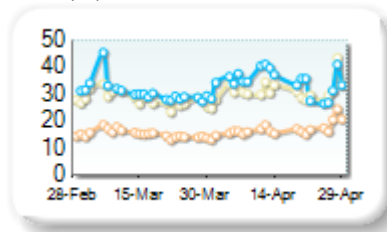
Monthly Spread Trend



25k EUR deal

Rank	Venue	Spread (bps)	Change
1	XMAD	17.17	+1.98
2	CEUX	31.29	+3.13
3	AQEU	34.70	+2.51

Monthly Spread Trend



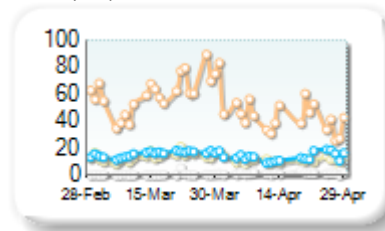
Spreads measure the bid to offer spread of the best visible orders in the book. The result is averaged over the stocks in the index and is based on measurements of the order books every 30 seconds. The value for the spread is quoted in basis points (0.01%).

Book Depths

10BPS Depth (top of book)

Rank	Venue	Depth (1K EUR)	Change
1	XMAD	42.4	-18.7
2	AQEU	13.5	-2.4
3	CEUX	10.8	-3.2
4	TQEX	1.6	+0.8

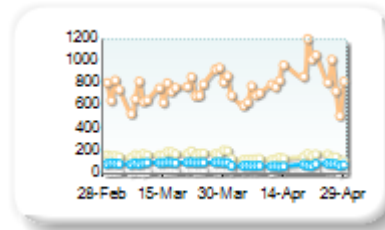
Monthly Depth Trend



50BPS Depth (deeper into book)

Rank	Venue	Depth (1K EUR)	Change
1	XMAD	818.3	+59.2
2	CEUX	144.4	-34.8
3	AQEU	78.4	-21.8
4	TQEX	32.3	+5.4

Monthly Depth Trend



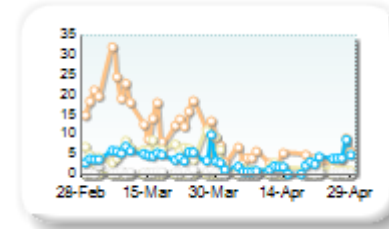
Market depth measures the amount of visible liquidity (bids and offers) in the order book within 10 or 50 BPS of mid price. The result is averaged over the stocks in the index and is based on measurements of the order book every 30 seconds. This is quoted in '000s of EUR.

Best Prices

At touch

Rank	Venue	Best Price (%)	Change
1	XMAD	4.06	-11.99
2	AQEU	2.36	-2.54
3	CEUX	1.32	-4.53
4	TQEX	0.25	-0.17
5	CHIX	0.00	+0.00
6	TRQX	0.00	+0.00
7	BATE	0.00	+0.00
8	AQXE	0.00	+0.00

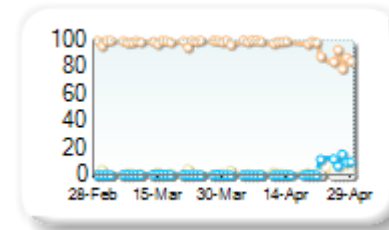
Best Prices Trend



25k EUR deal

Rank	Venue	Best Price (%)	Change
1	XMAD	94.37	-4.14
2	AQEU	3.24	+2.93
3	CEUX	1.81	+0.70
4	CHIX	0.00	+0.00
5	TRQX	0.00	+0.00
6	BATE	0.00	+0.00
7	AQXE	0.00	+0.00
8	TQEX	0.00	-0.03

Best Prices Trend

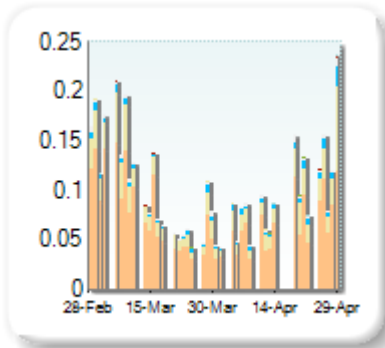


Best Price % measures how often each venue posts an absolute best price (no ties) for stocks. The result is averaged over the stocks in the index and is based on measurements of the order book every 5 seconds.

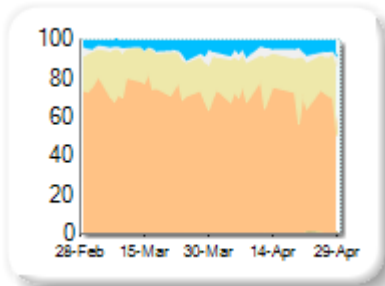
Market Share

Rank	Venue	Market Share	Change
1	XMAD	68.01%	-5.63
2	CEUX	22.47%	+2.67
3	AQEU	5.97%	+1.56
4	TQEX	3.33%	+1.19
5	CHIX	0.16%	+0.15
6	TRQX	0.06%	+0.05
7	BATE	0.01%	+0.01
8	AQXE	0.00%	0.00

Volume Trend



Market Share Trend



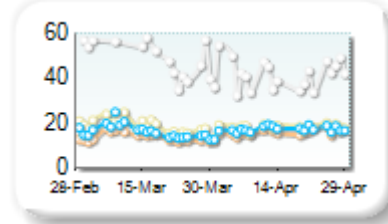
Market share is based on on-book value traded during continuous trading. The share is calculated by averaging over all stocks in the index. The current value shown is for last week and the change is relative to the previous week.

Spreads

At touch

Rank	Venue	Spread (bps)	Change
1	XMAD	16.01	+2.08
2	AQEU	17.39	+1.19
3	CEUX	18.23	-0.33
4	TQEX	41.69	-11.87

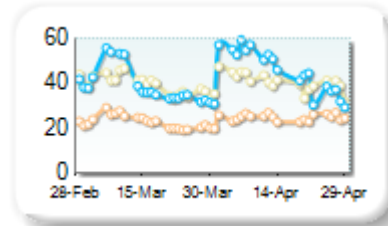
Monthly Spread Trend



25k EUR deal

Rank	Venue	Spread (bps)	Change
1	XMAD	24.79	+2.07
2	CEUX	40.49	+1.39
3	AQEU	45.52	+6.86

Monthly Spread Trend



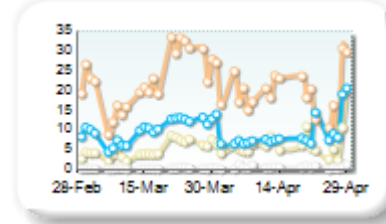
Spreads measure the bid to offer spread of the best visible orders in the book. The result is averaged over the stocks in the index and is based on measurements of the order books every 30 seconds. The value for the spread is quoted in basis points (0.01%).

Book Depths

10BPS Depth (top of book)

Rank	Venue	Depth (1K EUR)	Change
1	XMAD	19.4	-3.6
2	AQEU	9.0	-1.1
3	CEUX	6.6	+1.5
4	TQEX	0.6	+0.3

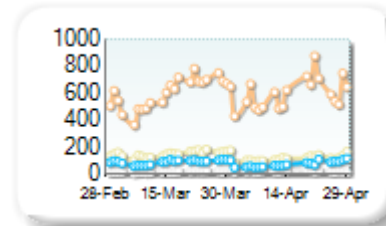
Monthly Depth Trend



50BPS Depth (deeper into book)

Rank	Venue	Depth (1K EUR)	Change
1	XMAD	594.6	-7.8
2	CEUX	117.9	-33.5
3	AQEU	75.5	-16.0
4	TQEX	22.7	+3.0

Monthly Depth Trend



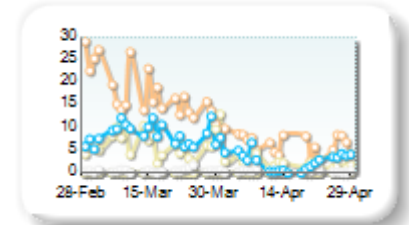
Market depth measures the amount of visible liquidity (bids and offers) in the order book within 10 or 50 BPS of mid price. The result is averaged over the stocks in the index and is based on measurements of the order book every 30 seconds. This is quoted in '000s of EUR.

Best Prices

At touch

Rank	Venue	Best Price (%)	Change
1	XMAD	6.47	-11.29
2	AQEU	2.57	-6.08
3	CEUX	2.17	-4.76
4	TQEX	0.39	-0.19
5	CHIX	0.00	+0.00
6	TRQX	0.00	+0.00
7	BATE	0.00	+0.00
8	AQXE	0.00	+0.00

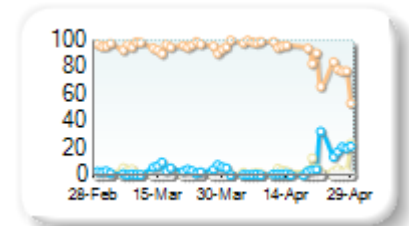
Best Prices Trend



25k EUR deal

Rank	Venue	Best Price (%)	Change
1	XMAD	88.11	-6.81
2	AQEU	6.74	+3.25
3	CEUX	4.17	+2.86
4	TQEX	0.00	+0.00
5	CHIX	0.00	+0.00
6	TRQX	0.00	+0.00
7	BATE	0.00	+0.00
8	AQXE	0.00	+0.00

Best Prices Trend

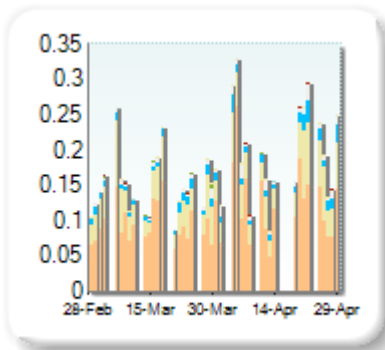


Best Price % measures how often each venue posts an absolute best price (no ties) for stocks. The result is averaged over the stocks in the index and is based on measurements of the order book every 5 seconds.

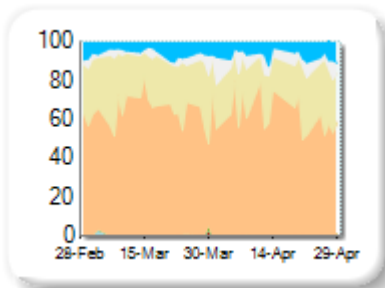
Market Share

Rank	Venue	Market Share	Change
1	XMAD	62.53%	-0.64
2	CEUX	24.68%	-2.23
3	AQEU	7.21%	+1.35
4	TQEX	5.40%	+1.92
5	BATE	0.07%	-0.23
6	CHIX	0.05%	-0.07
7	TRQX	0.05%	-0.11
8	AQXE	0.01%	+0.00

Volume Trend



Market Share Trend



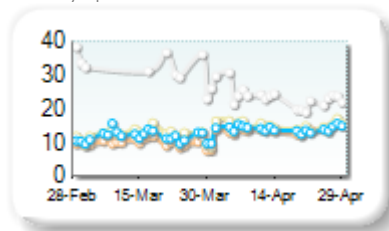
Market share is based on on-book value traded during continuous trading. The share is calculated by averaging over all stocks in the index. The current value shown is for last week and the change is relative to the previous week.

Spreads

At touch

Rank	Venue	Spread (bps)	Change
1	XMAD	13.84	+3.87
2	AQEU	14.01	+2.29
3	CEUX	14.82	+2.64
4	TQEX	23.36	-16.99
5	AQXE	501.00	+0.00

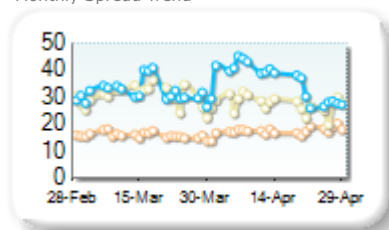
Monthly Spread Trend



25k EUR deal

Rank	Venue	Spread (bps)	Change
1	XMAD	17.60	+1.78
2	CEUX	27.43	-2.79
3	AQEU	35.77	+3.84

Monthly Spread Trend



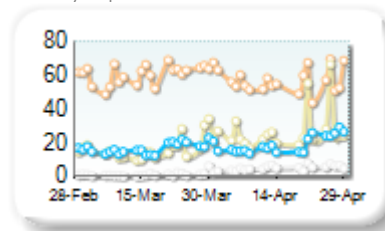
Spreads measure the bid to offer spread of the best visible orders in the book. The result is averaged over the stocks in the index and is based on measurements of the order books every 30 seconds. The value for the spread is quoted in basis points (0.01%).

Book Depths

10BPS Depth (top of book)

Rank	Venue	Depth (1K EUR)	Change
1	XMAD	56.3	-4.2
2	CEUX	27.1	+10.6
3	AQEU	19.0	+2.3
4	TQEX	5.1	+3.9
5	AQXE	0.2	+0.0

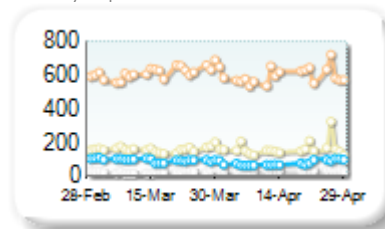
Monthly Depth Trend



50BPS Depth (deeper into book)

Rank	Venue	Depth (1K EUR)	Change
1	XMAD	593.1	-20.4
2	CEUX	164.3	+4.2
3	AQEU	78.5	-17.4
4	TQEX	35.0	+8.2
5	AQXE	0.2	+0.0

Monthly Depth Trend



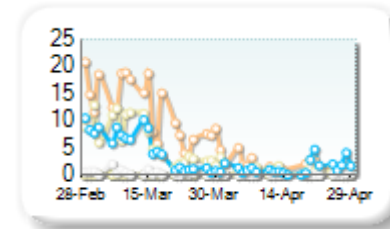
Market depth measures the amount of visible liquidity (bids and offers) in the order book within 10 or 50 BPS of mid price. The result is averaged over the stocks in the index and is based on measurements of the order book every 30 seconds. This is quoted in '000s of EUR.

Best Prices

At touch

Rank	Venue	Best Price (%)	Change
1	XMAD	1.76	-9.84
2	AQEU	1.39	-3.62
3	CEUX	0.79	-5.63
4	TQEX	0.08	-0.36
5	CHIX	0.00	+0.00
6	TRQX	0.00	+0.00
7	BATE	0.00	+0.00
8	AQXE	0.00	0.00

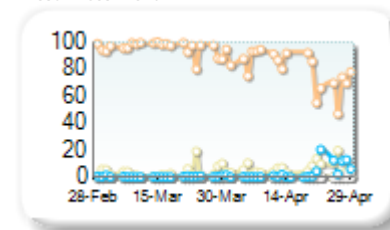
Best Prices Trend



25k EUR deal

Rank	Venue	Best Price (%)	Change
1	XMAD	79.38	-16.00
2	CEUX	7.14	+3.41
3	AQEU	3.66	+3.15
4	TQEX	0.04	+0.02
5	CHIX	0.00	+0.00
6	TRQX	0.00	+0.00
7	BATE	0.00	+0.00
8	AQXE	0.00	+0.00

Best Prices Trend

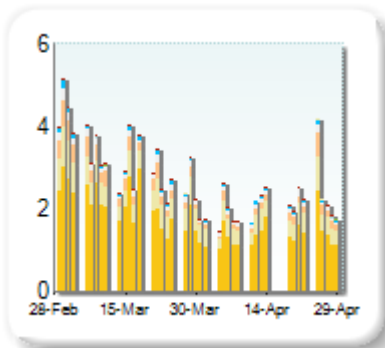


Best Price % measures how often each venue posts an absolute best price (no ties) for stocks. The result is averaged over the stocks in the index and is based on measurements of the order book every 5 seconds.

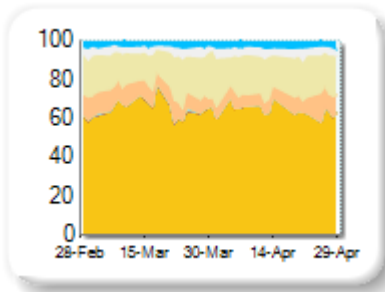
Market Share

Rank	Venue	Market Share	Change
1	ENXT	63.65%	-1.01
2	CEUX	20.18%	+1.42
3	XMAD	8.17%	-0.81
4	TQEX	4.45%	+0.32
5	AQEU	3.42%	+0.47
6	TRQX	0.05%	-0.29
7	BATE	0.04%	-0.08
8	CHIX	0.03%	-0.04
9	AQXE	0.00%	+0.00

Volume Trend



Market Share Trend



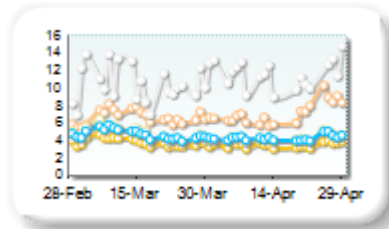
Market share is based on on-book value traded during continuous trading. The share is calculated by averaging over all stocks in the index. The current value shown is for last week and the change is relative to the previous week.

Spreads

At touch

Rank	Venue	Spread (bps)	Change
1	ENXT	3.60	-0.28
2	AQEU	4.39	-0.40
3	CEUX	4.44	-0.46
4	XMAD	7.28	+0.52
5	TQEX	11.91	+1.30

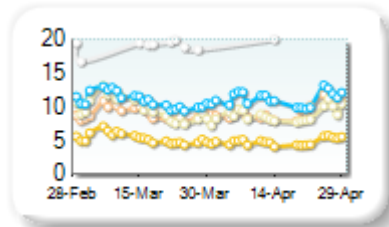
Monthly Spread Trend



25k EUR deal

Rank	Venue	Spread (bps)	Change
1	ENXT	4.84	-0.44
2	CEUX	8.87	-0.79
3	XMAD	9.36	+0.33
4	AQEU	11.20	+0.30
5	TQEX	26.28	+4.42

Monthly Spread Trend



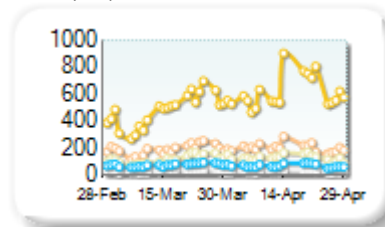
Spreads measure the bid to offer spread of the best visible orders in the book. The result is averaged over the stocks in the index and is based on measurements of the order books every 30 seconds. The value for the spread is quoted in basis points (0.01%).

Book Depths

10BPS Depth (top of book)

Rank	Venue	Depth (1K EUR)	Change
1	ENXT	611.9	+129.4
2	XMAD	203.2	+14.7
3	CEUX	127.2	+9.4
4	AQEU	69.7	-5.9
5	TQEX	27.4	-3.6
6	BATE	5.8	+0.3

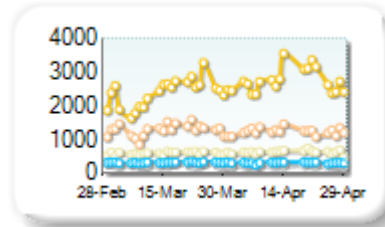
Monthly Depth Trend



50BPS Depth (deeper into book)

Rank	Venue	Depth (1K EUR)	Change
1	ENXT	2,734.4	+347.9
2	XMAD	1,242.7	-28.4
3	CEUX	628.1	+33.9
4	AQEU	309.0	-10.7
5	TQEX	243.2	-21.7
6	CHIX	15.6	+0.8
7	BATE	12.2	+0.6

Monthly Depth Trend



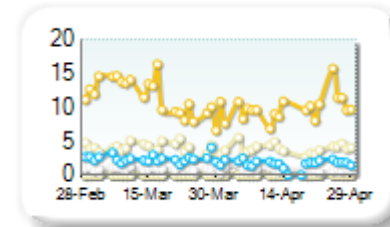
Market depth measures the amount of visible liquidity (bids and offers) in the order book within 10 or 50 BPS of mid price. The result is averaged over the stocks in the index and is based on measurements of the order book every 30 seconds. This is quoted in '000s of EUR.

Best Prices

At touch

Rank	Venue	Best Price (%)	Change
1	ENXT	9.81	-1.56
2	CEUX	3.90	-0.41
3	AQEU	1.66	-0.57
4	TQEX	0.87	-0.06
5	CHIX	0.00	-0.01
6	TRQX	0.00	+0.00
7	BATE	0.00	0.00
8	AQXE	0.00	+0.00

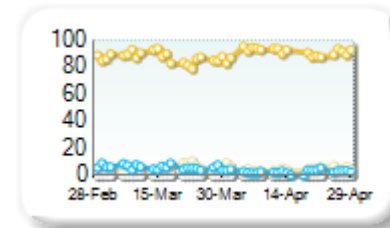
Best Prices Trend



25k EUR deal

Rank	Venue	Best Price (%)	Change
1	ENXT	91.09	+4.25
2	CEUX	4.65	-0.66
3	AQEU	2.66	-3.23
4	TQEX	0.14	-0.01
5	CHIX	0.00	0.00
6	TRQX	0.00	+0.00
7	BATE	0.00	+0.00
8	AQXE	0.00	+0.00

Best Prices Trend

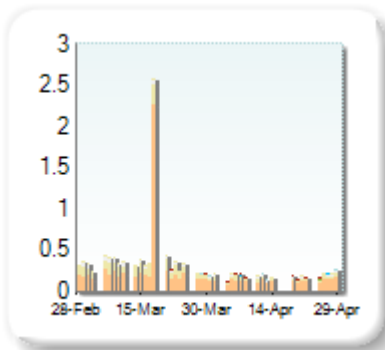


Best Price % measures how often each venue posts an absolute best price (no ties) for stocks. The result is averaged over the stocks in the index and is based on measurements of the order book every 5 seconds.

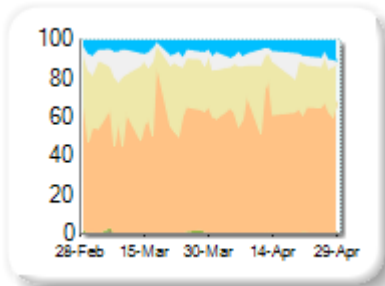
Market Share

Rank	Venue	Market Share	Change
1	XMAD	63.20%	-0.97
2	CEUX	23.75%	-0.65
3	AQEU	7.21%	+2.70
4	TQEX	5.54%	-0.99
5	BATE	0.18%	-0.08
6	CHIX	0.07%	-0.03
7	TRQX	0.04%	+0.02
8	AQXE	0.00%	0.00

Volume Trend



Market Share Trend



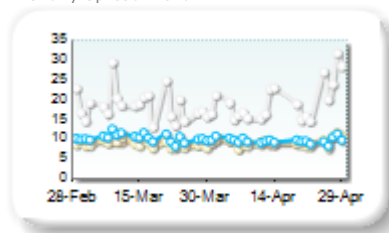
Market share is based on on-book value traded during continuous trading. The share is calculated by averaging over all stocks in the index. The current value shown is for last week and the change is relative to the previous week.

Spreads

At touch

Rank	Venue	Spread (bps)	Change
1	CEUX	9.07	+0.25
2	XMAD	9.30	+0.28
3	AQEU	9.61	-0.61
4	TQEX	19.72	+1.37

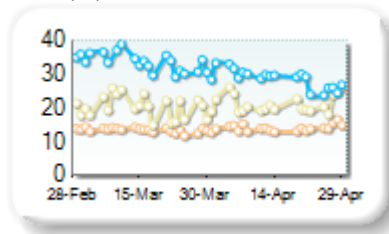
Monthly Spread Trend



25k EUR deal

Rank	Venue	Spread (bps)	Change
1	XMAD	14.04	+0.64
2	CEUX	21.20	+1.03
3	AQEU	28.49	-4.68

Monthly Spread Trend



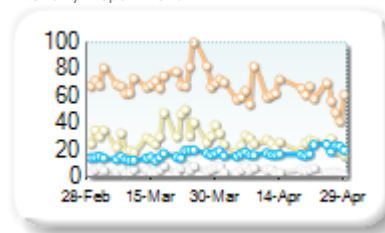
Spreads measure the bid to offer spread of the best visible orders in the book. The result is averaged over the stocks in the index and is based on measurements of the order books every 30 seconds. The value for the spread is quoted in basis points (0.01%).

Book Depths

10BPS Depth (top of book)

Rank	Venue	Depth (1K EUR)	Change
1	XMAD	61.6	-10.4
2	CEUX	24.3	-7.0
3	AQEU	18.5	+2.9
4	TQEX	4.9	-0.9

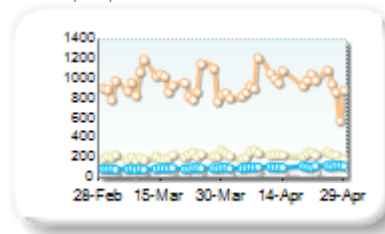
Monthly Depth Trend



50BPS Depth (deeper into book)

Rank	Venue	Depth (1K EUR)	Change
1	XMAD	943.3	+7.0
2	CEUX	226.5	+16.7
3	AQEU	105.4	+16.6
4	TQEX	45.8	-1.3

Monthly Depth Trend



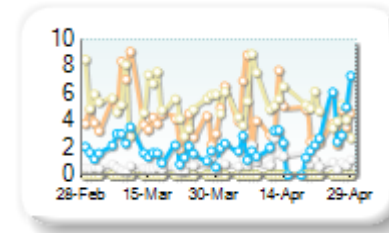
Market depth measures the amount of visible liquidity (bids and offers) in the order book within 10 or 50 BPS of mid price. The result is averaged over the stocks in the index and is based on measurements of the order book every 30 seconds. This is quoted in '000s of EUR.

Best Prices

At touch

Rank	Venue	Best Price (%)	Change
1	CEUX	5.17	-0.26
2	XMAD	4.32	-0.66
3	AQEU	2.56	+0.32
4	TQEX	1.14	+0.27
5	CHIX	0.00	+0.00
6	TRQX	0.00	+0.00
7	BATE	0.00	+0.00
8	AQXE	0.00	+0.00

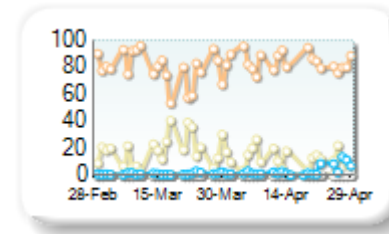
Best Prices Trend



25k EUR deal

Rank	Venue	Best Price (%)	Change
1	XMAD	83.70	+4.57
2	CEUX	12.37	-6.11
3	AQEU	3.33	+2.21
4	TQEX	0.05	+0.04
5	CHIX	0.00	+0.00
6	TRQX	0.00	+0.00
7	BATE	0.00	+0.00
8	AQXE	0.00	+0.00

Best Prices Trend

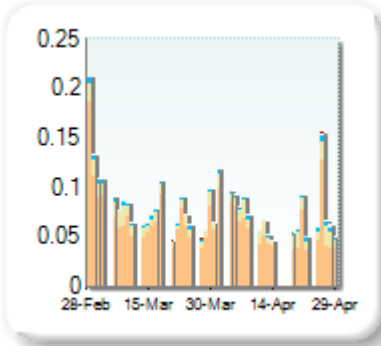


Best Price % measures how often each venue posts an absolute best price (no ties) for stocks. The result is averaged over the stocks in the index and is based on measurements of the order book every 5 seconds.

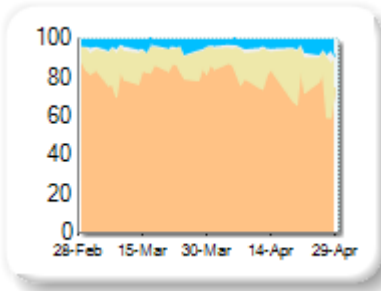
Market Share

Rank	Venue	Market Share	Change
1	XMAD	77.63%	-4.60
2	CEUX	16.26%	+3.68
3	AQEU	4.66%	+0.44
4	TQEX	1.41%	+0.45
5	CHIX	0.02%	+0.02
6	BATE	0.01%	+0.01
7	TRQX	0.00%	+0.00

Volume Trend



Market Share Trend



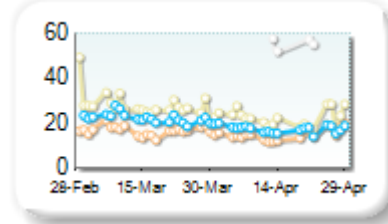
Market share is based on on-book value traded during continuous trading. The share is calculated by averaging over all stocks in the index. The current value shown is for last week and the change is relative to the previous week.

Spreads

At touch

Rank	Venue	Spread (bps)	Change
1	XMAD	15.11	-1.48
2	AQEU	17.34	-8.81
3	CEUX	22.27	-5.62
4	TQEX	63.92	-7.89

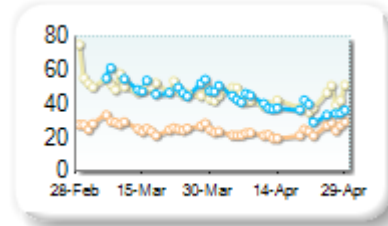
Monthly Spread Trend



25k EUR deal

Rank	Venue	Spread (bps)	Change
1	XMAD	23.20	-2.98
2	AQEU	39.13	-10.99
3	CEUX	42.48	-7.85

Monthly Spread Trend



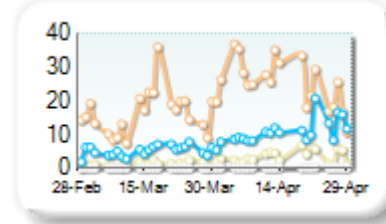
Spreads measure the bid to offer spread of the best visible orders in the book. The result is averaged over the stocks in the index and is based on measurements of the order books every 30 seconds. The value for the spread is quoted in basis points (0.01%).

Book Depths

10BPS Depth (top of book)

Rank	Venue	Depth (1K EUR)	Change
1	XMAD	25.5	+9.0
2	AQEU	11.0	+5.8
3	CEUX	3.6	+2.2
4	TQEX	0.2	+0.1

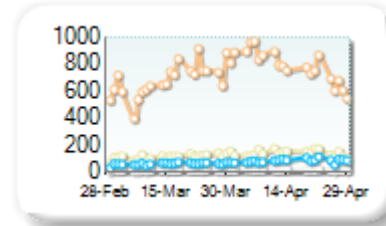
Monthly Depth Trend



50BPS Depth (deeper into book)

Rank	Venue	Depth (1K EUR)	Change
1	XMAD	780.2	+95.3
2	CEUX	139.9	+24.0
3	AQEU	84.6	+22.4
4	TQEX	18.3	+4.8

Monthly Depth Trend



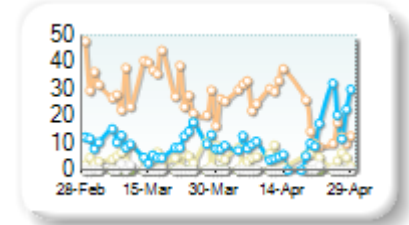
Market depth measures the amount of visible liquidity (bids and offers) in the order book within 10 or 50 BPS of mid price. The result is averaged over the stocks in the index and is based on measurements of the order book every 30 seconds. This is quoted in '000s of EUR.

Best Prices

At touch

Rank	Venue	Best Price (%)	Change
1	XMAD	21.97	-11.46
2	AQEU	11.14	+0.64
3	CEUX	4.76	+0.68
4	TQEX	0.18	+0.06
5	CHIX	0.00	+0.00
6	TRQX	0.00	+0.00
7	BATE	0.00	+0.00

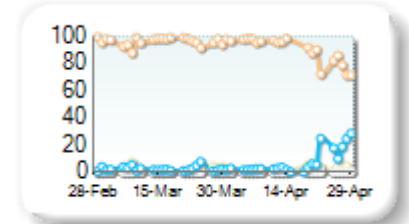
Best Prices Trend



25k EUR deal

Rank	Venue	Best Price (%)	Change
1	XMAD	89.28	-6.86
2	AQEU	7.65	+5.27
3	CEUX	2.19	+0.79
4	CHIX	0.00	+0.00
5	TRQX	0.00	+0.00
6	BATE	0.00	+0.00
7	TQEX	0.00	+0.00

Best Prices Trend

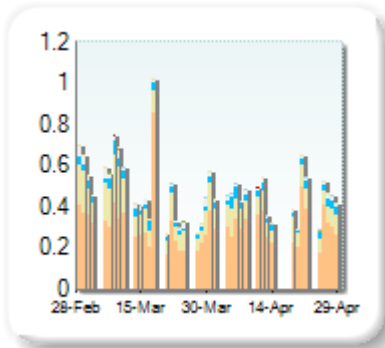


Best Price % measures how often each venue posts an absolute best price (no ties) for stocks. The result is averaged over the stocks in the index and is based on measurements of the order book every 5 seconds.

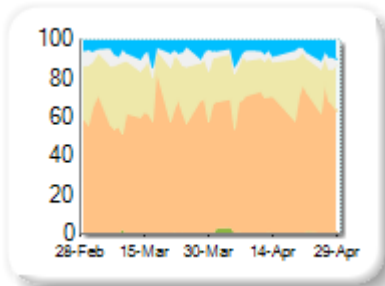
Market Share

Rank	Venue	Market Share	Change
1	XMAD	67.87%	+5.71
2	CEUX	20.27%	-5.57
3	AQEU	7.11%	+0.97
4	TQEX	3.82%	-1.77
5	BATE	0.56%	+0.34
6	CHIX	0.20%	+0.19
7	TRQX	0.17%	+0.12
8	AQXE	0.00%	+0.00

Volume Trend



Market Share Trend



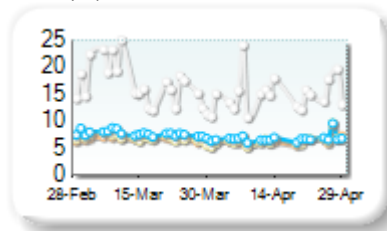
Market share is based on on-book value traded during continuous trading. The share is calculated by averaging over all stocks in the index. The current value shown is for last week and the change is relative to the previous week.

Spreads

At touch

Rank	Venue	Spread (bps)	Change
1	XMAD	6.46	-0.26
2	CEUX	6.48	-0.37
3	AQEU	6.80	-0.82
4	TQEX	16.53	-0.04

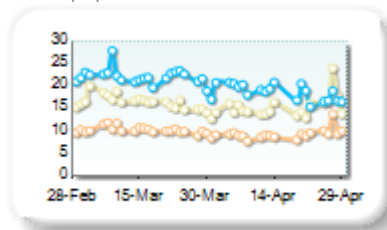
Monthly Spread Trend



25k EUR deal

Rank	Venue	Spread (bps)	Change
1	XMAD	9.38	-0.81
2	CEUX	15.38	-0.92
3	AQEU	18.67	-3.15
4	TQEX	51.22	-9.37

Monthly Spread Trend



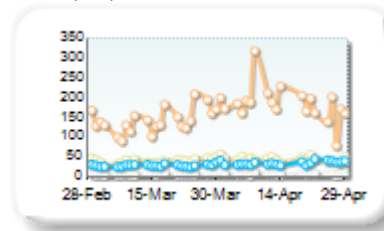
Spreads measure the bid to offer spread of the best visible orders in the book. The result is averaged over the stocks in the index and is based on measurements of the order books every 30 seconds. The value for the spread is quoted in basis points (0.01%).

Book Depths

10BPS Depth (top of book)

Rank	Venue	Depth (1K EUR)	Change
1	XMAD	183.8	+40.0
2	CEUX	42.8	+2.6
3	AQEU	33.8	+5.6
4	TQEX	6.7	+0.6

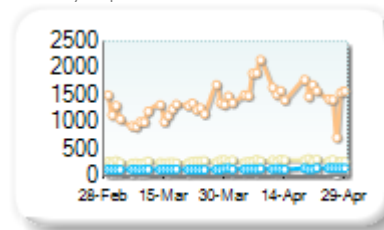
Monthly Depth Trend



50BPS Depth (deeper into book)

Rank	Venue	Depth (1K EUR)	Change
1	XMAD	1,556.6	+332.7
2	CEUX	284.2	+18.9
3	AQEU	138.2	+13.6
4	TQEX	73.7	+3.9

Monthly Depth Trend



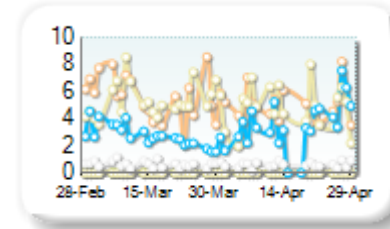
Market depth measures the amount of visible liquidity (bids and offers) in the order book within 10 or 50 BPS of mid price. The result is averaged over the stocks in the index and is based on measurements of the order book every 30 seconds. This is quoted in '000s of EUR.

Best Prices

At touch

Rank	Venue	Best Price (%)	Change
1	XMAD	4.86	-1.06
2	CEUX	4.85	-0.51
3	AQEU	3.51	+0.48
4	TQEX	0.62	-0.18
5	CHIX	0.00	0.00
6	TRQX	0.00	+0.00
7	BATE	0.00	+0.00
8	AQXE	0.00	+0.00

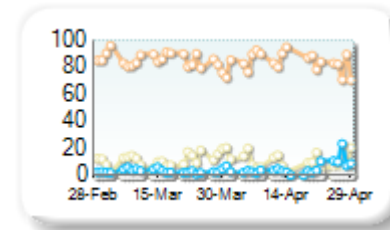
Best Prices Trend



25k EUR deal

Rank	Venue	Best Price (%)	Change
1	XMAD	83.85	-0.75
2	CEUX	9.90	-1.88
3	AQEU	5.15	+1.90
4	TQEX	0.02	+0.00
5	CHIX	0.00	+0.00
6	TRQX	0.00	+0.00
7	BATE	0.00	+0.00
8	AQXE	0.00	+0.00

Best Prices Trend

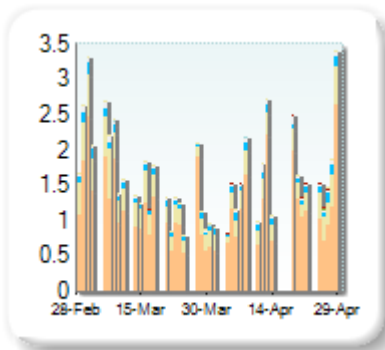


Best Price % measures how often each venue posts an absolute best price (no ties) for stocks. The result is averaged over the stocks in the index and is based on measurements of the order book every 5 seconds.

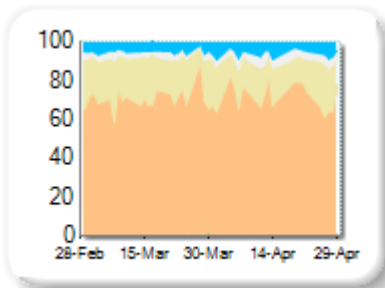
Market Share

Rank	Venue	Market Share	Change
1	XMAD	73.15%	+2.44
2	CEUX	16.97%	-3.96
3	AQEU	5.60%	+0.58
4	TQEX	4.02%	+0.89
5	BATE	0.16%	+0.04
6	CHIX	0.06%	+0.03
7	TRQX	0.04%	-0.03
8	AQXE	0.01%	+0.01

Volume Trend



Market Share Trend



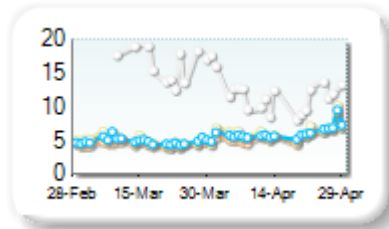
Market share is based on on-book value traded during continuous trading. The share is calculated by averaging over all stocks in the index. The current value shown is for last week and the change is relative to the previous week.

Spreads

At touch

Rank	Venue	Spread (bps)	Change
1	XMAD	5.71	+1.29
2	AQEU	6.14	+1.25
3	CEUX	6.31	+1.33
4	TQEX	12.39	-7.63
5	AQXE	499.46	+50.36

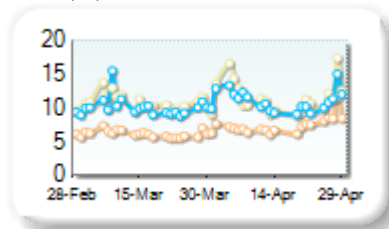
Monthly Spread Trend



25k EUR deal

Rank	Venue	Spread (bps)	Change
1	XMAD	7.43	+1.28
2	AQEU	11.04	+1.02
3	CEUX	11.66	+1.16
4	TQEX	47.37	-7.72

Monthly Spread Trend



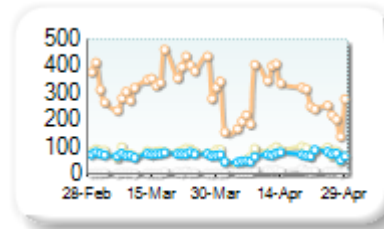
Spreads measure the bid to offer spread of the best visible orders in the book. The result is averaged over the stocks in the index and is based on measurements of the order books every 30 seconds. The value for the spread is quoted in basis points (0.01%).

Book Depths

10BPS Depth (top of book)

Rank	Venue	Depth (1K EUR)	Change
1	XMAD	264.9	-80.9
2	CEUX	74.4	-8.9
3	AQEU	66.0	-7.3
4	TQEX	11.9	+5.8
5	AQXE	0.0	0.0

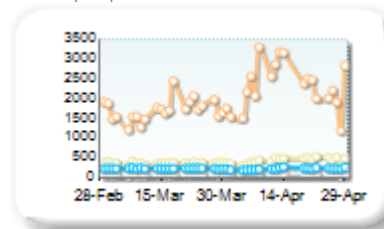
Monthly Depth Trend



50BPS Depth (deeper into book)

Rank	Venue	Depth (1K EUR)	Change
1	XMAD	2,336.8	+630.6
2	CEUX	429.7	+67.5
3	AQEU	215.5	-4.5
4	TQEX	92.3	+23.3
5	AQXE	0.0	0.0

Monthly Depth Trend



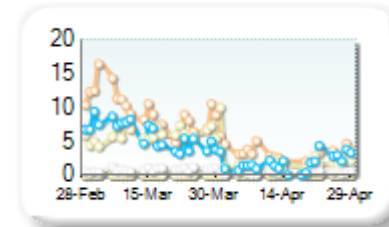
Market depth measures the amount of visible liquidity (bids and offers) in the order book within 10 or 50 BPS of mid price. The result is averaged over the stocks in the index and is based on measurements of the order book every 30 seconds. This is quoted in '000s of EUR.

Best Prices

At touch

Rank	Venue	Best Price (%)	Change
1	XMAD	3.09	-7.37
2	AQEU	1.76	-3.97
3	CEUX	1.57	-4.70
4	TQEX	0.42	-0.54
5	AQXE	0.00	+0.00
6	CHIX	0.00	+0.00
7	TRQX	0.00	+0.00
8	BATE	0.00	-0.01

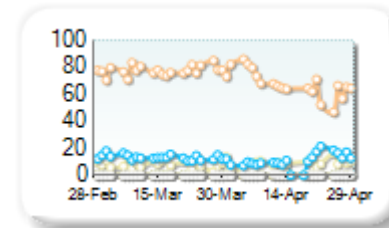
Best Prices Trend



25k EUR deal

Rank	Venue	Best Price (%)	Change
1	XMAD	67.32	-9.73
2	AQEU	10.85	-2.39
3	CEUX	8.48	-0.14
4	TQEX	0.26	+0.21
5	CHIX	0.00	+0.00
6	TRQX	0.00	+0.00
7	BATE	0.00	+0.00
8	AQXE	0.00	+0.00

Best Prices Trend

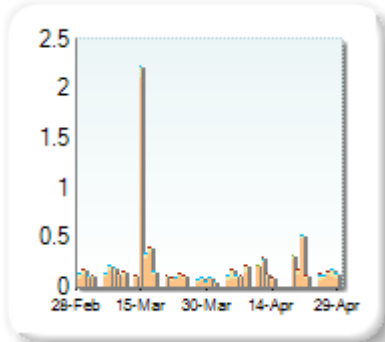


Best Price % measures how often each venue posts an absolute best price (no ties) for stocks. The result is averaged over the stocks in the index and is based on measurements of the order book every 5 seconds.

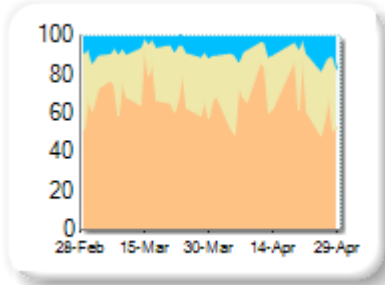
Market Share

Rank	Venue	Market Share	Change
1	XMAD	70.61%	-9.93
2	CEUX	21.88%	+6.74
3	AQEU	7.40%	+3.10
4	BATE	0.07%	+0.07
5	CHIX	0.03%	+0.02

Volume Trend



Market Share Trend



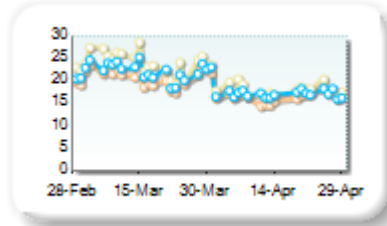
Market share is based on on-book value traded during continuous trading. The share is calculated by averaging over all stocks in the index. The current value shown is for last week and the change is relative to the previous week.

Spreads

At touch

Rank	Venue	Spread (bps)	Change
1	XMAD	16.43	-4.31
2	AQEU	17.10	-4.99
3	CEUX	17.95	-6.02

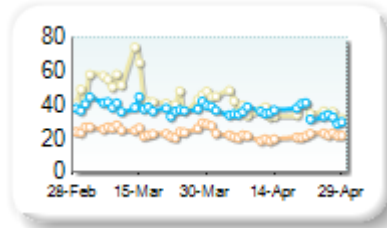
Monthly Spread Trend



25k EUR deal

Rank	Venue	Spread (bps)	Change
1	XMAD	21.23	-3.61
2	AQEU	34.89	-3.68
3	CEUX	37.00	-11.27

Monthly Spread Trend



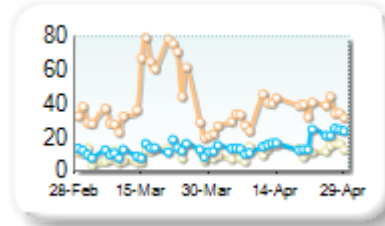
Spreads measure the bid to offer spread of the best visible orders in the book. The result is averaged over the stocks in the index and is based on measurements of the order books every 30 seconds. The value for the spread is quoted in basis points (0.01%).

Book Depths

10BPS Depth (top of book)

Rank	Venue	Depth (1K EUR)	Change
1	XMAD	35.8	-8.0
2	AQEU	16.8	+4.8
3	CEUX	12.1	+2.2

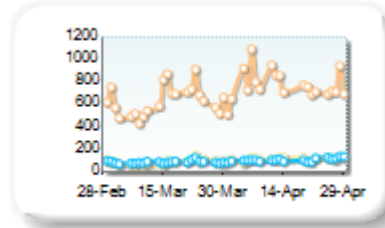
Monthly Depth Trend



50BPS Depth (deeper into book)

Rank	Venue	Depth (1K EUR)	Change
1	XMAD	787.8	+157.1
2	CEUX	117.8	+29.5
3	AQEU	110.4	+20.0

Monthly Depth Trend



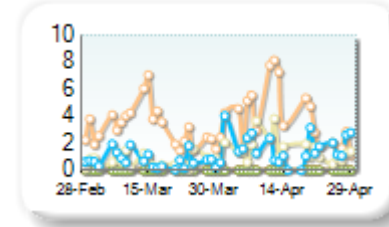
Market depth measures the amount of visible liquidity (bids and offers) in the order book within 10 or 50 BPS of mid price. The result is averaged over the stocks in the index and is based on measurements of the order book every 30 seconds. This is quoted in '000s of EUR.

Best Prices

At touch

Rank	Venue	Best Price (%)	Change
1	XMAD	3.88	+1.67
2	AQEU	1.67	+0.76
3	CEUX	1.58	+0.55
4	CHIX	0.00	+0.00
5	BATE	0.00	+0.00

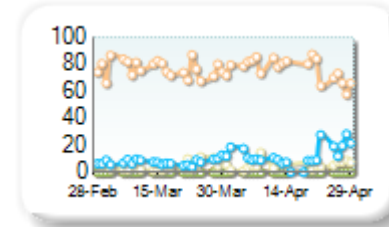
Best Prices Trend



25k EUR deal

Rank	Venue	Best Price (%)	Change
1	XMAD	76.30	0.00
2	AQEU	12.50	+4.80
3	CEUX	5.65	+1.04
4	CHIX	0.00	+0.00
5	BATE	0.00	+0.00

Best Prices Trend

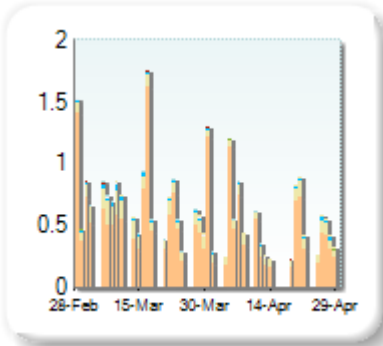


Best Price % measures how often each venue posts an absolute best price (no ties) for stocks. The result is averaged over the stocks in the index and is based on measurements of the order book every 5 seconds.

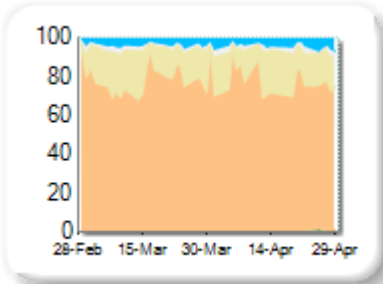
Market Share

Rank	Venue	Market Share	Change
1	XMAD	80.42%	-0.76
2	CEUX	14.24%	-0.01
3	AQEU	3.38%	+0.48
4	TQEX	1.63%	+0.10
5	CHIX	0.15%	+0.10
6	BATE	0.12%	+0.06
7	TRQX	0.06%	+0.02
8	AQXE	0.00%	+0.00

Volume Trend



Market Share Trend



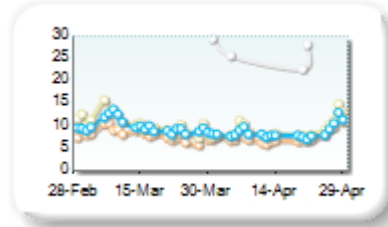
Market share is based on on-book value traded during continuous trading. The share is calculated by averaging over all stocks in the index. The current value shown is for last week and the change is relative to the previous week.

Spreads

At touch

Rank	Venue	Spread (bps)	Change
1	XMAD	7.78	-0.40
2	AQEU	8.74	-1.17
3	CEUX	9.32	-1.14
4	TQEX	38.59	-4.86

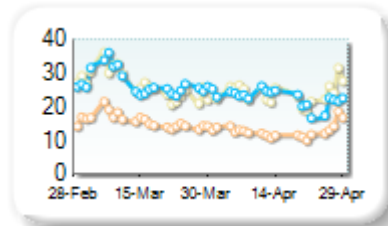
Monthly Spread Trend



25k EUR deal

Rank	Venue	Spread (bps)	Change
1	XMAD	12.81	-2.81
2	AQEU	22.42	-4.49
3	CEUX	23.96	-2.43
4	TQEX	66.38	-20.82

Monthly Spread Trend



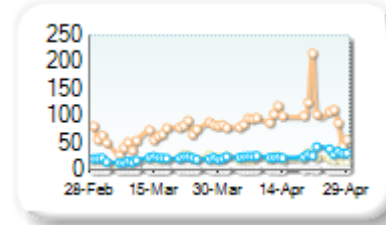
Spreads measure the bid to offer spread of the best visible orders in the book. The result is averaged over the stocks in the index and is based on measurements of the order books every 30 seconds. The value for the spread is quoted in basis points (0.01%).

Book Depths

10BPS Depth (top of book)

Rank	Venue	Depth (1K EUR)	Change
1	XMAD	99.7	+32.8
2	AQEU	28.1	+7.5
3	CEUX	22.0	+3.7
4	TQEX	1.0	+0.3
5	AQXE	0.1	+0.0

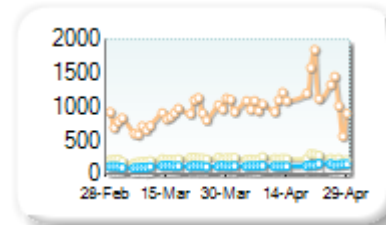
Monthly Depth Trend



50BPS Depth (deeper into book)

Rank	Venue	Depth (1K EUR)	Change
1	XMAD	1,120.2	+253.3
2	CEUX	235.5	+17.3
3	AQEU	129.9	+16.3
4	TQEX	50.9	+7.0
5	AQXE	0.2	+0.0

Monthly Depth Trend



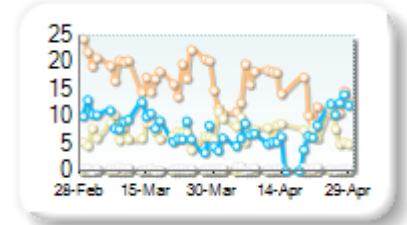
Market depth measures the amount of visible liquidity (bids and offers) in the order book within 10 or 50 BPS of mid price. The result is averaged over the stocks in the index and is based on measurements of the order book every 30 seconds. This is quoted in '000s of EUR.

Best Prices

At touch

Rank	Venue	Best Price (%)	Change
1	XMAD	13.88	-3.56
2	CEUX	7.40	+0.77
3	AQEU	7.00	-1.43
4	TQEX	0.47	+0.09
5	CHIX	0.00	+0.00
6	TRQX	0.00	+0.00
7	BATE	0.00	+0.00
8	AQXE	0.00	+0.00

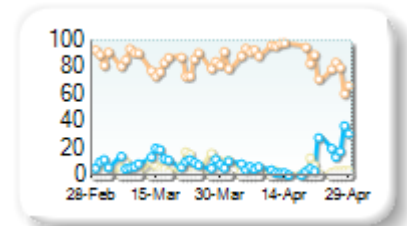
Best Prices Trend



25k EUR deal

Rank	Venue	Best Price (%)	Change
1	XMAD	85.26	+1.28
2	AQEU	9.72	+0.16
3	CEUX	3.82	-2.49
4	TQEX	0.02	+0.01
5	CHIX	0.00	+0.00
6	TRQX	0.00	+0.00
7	BATE	0.00	+0.00
8	AQXE	0.00	+0.00

Best Prices Trend

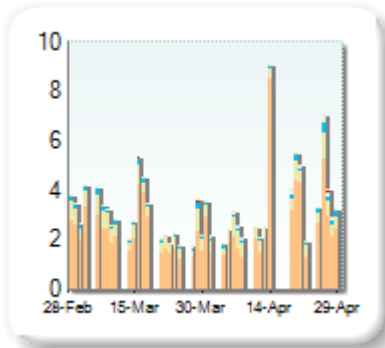


Best Price % measures how often each venue posts an absolute best price (no ties) for stocks. The result is averaged over the stocks in the index and is based on measurements of the order book every 5 seconds.

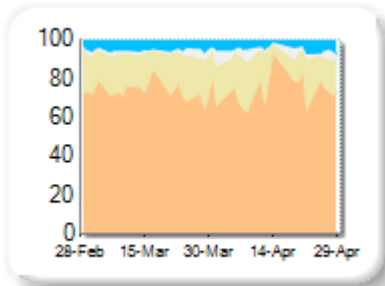
Market Share

Rank	Venue	Market Share	Change
1	XMAD	76.81%	+2.22
2	CEUX	15.49%	-2.75
3	AQEU	4.18%	-0.77
4	TQEX	3.25%	+1.27
5	BATE	0.12%	-0.02
6	CHIX	0.08%	+0.04
7	TRQX	0.06%	+0.01
8	AQXE	0.00%	+0.00

Volume Trend



Market Share Trend



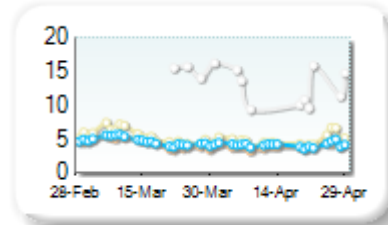
Market share is based on on-book value traded during continuous trading. The share is calculated by averaging over all stocks in the index. The current value shown is for last week and the change is relative to the previous week.

Spreads

At touch

Rank	Venue	Spread (bps)	Change
1	XMAD	3.97	-0.50
2	AQEU	4.14	-0.52
3	CEUX	4.76	-0.53
4	TQEX	17.43	-4.00
5	AQXE	500.56	+2.71
6	CHIX	501.00	n/a
7	TRQX	501.00	n/a
8	BATE	501.00	n/a

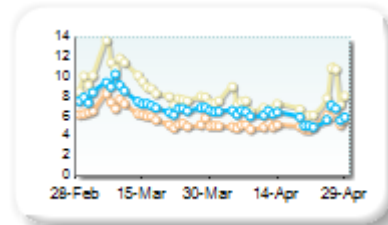
Monthly Spread Trend



25k EUR deal

Rank	Venue	Spread (bps)	Change
1	XMAD	5.16	-0.88
2	AQEU	6.07	-1.45
3	CEUX	7.47	-1.73
4	TQEX	52.19	+1.74

Monthly Spread Trend



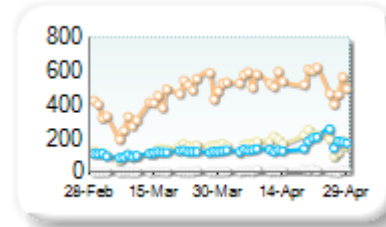
Spreads measure the bid to offer spread of the best visible orders in the book. The result is averaged over the stocks in the index and is based on measurements of the order books every 30 seconds. The value for the spread is quoted in basis points (0.01%).

Book Depths

10BPS Depth (top of book)

Rank	Venue	Depth (1K EUR)	Change
1	XMAD	536.3	+120.8
2	CEUX	177.5	+48.1
3	AQEU	155.8	+43.6
4	TQEX	11.2	+6.0
5	AQXE	0.2	+0.0

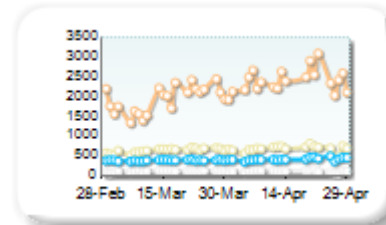
Monthly Depth Trend



50BPS Depth (deeper into book)

Rank	Venue	Depth (1K EUR)	Change
1	XMAD	2,423.5	+490.1
2	CEUX	671.0	+40.3
3	AQEU	407.8	+29.5
4	TQEX	97.8	+1.3
5	AQXE	0.1	+0.0

Monthly Depth Trend



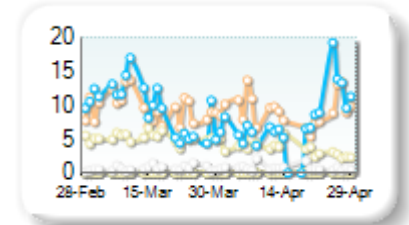
Market depth measures the amount of visible liquidity (bids and offers) in the order book within 10 or 50 BPS of mid price. The result is averaged over the stocks in the index and is based on measurements of the order book every 30 seconds. This is quoted in '000s of EUR.

Best Prices

At touch

Rank	Venue	Best Price (%)	Change
1	XMAD	9.32	+2.04
2	AQEU	7.49	-2.10
3	CEUX	3.52	-2.21
4	TQEX	0.82	+0.00
5	CHIX	0.01	+0.00
6	AQXE	0.00	0.00
7	BATE	0.00	0.00
8	TRQX	0.00	+0.00

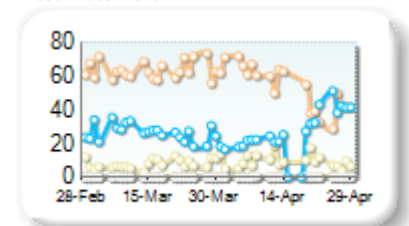
Best Prices Trend



25k EUR deal

Rank	Venue	Best Price (%)	Change
1	XMAD	52.59	-10.49
2	AQEU	26.60	+0.49
3	CEUX	9.54	+1.31
4	TQEX	0.14	+0.09
5	CHIX	0.00	+0.00
6	TRQX	0.00	+0.00
7	BATE	0.00	+0.00
8	AQXE	0.00	+0.00

Best Prices Trend

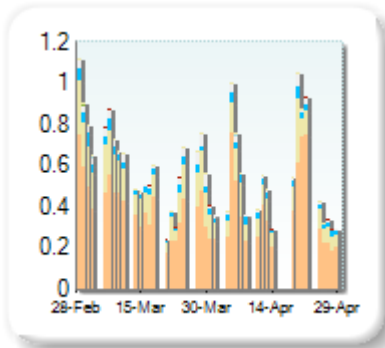


Best Price % measures how often each venue posts an absolute best price (no ties) for stocks. The result is averaged over the stocks in the index and is based on measurements of the order book every 5 seconds.

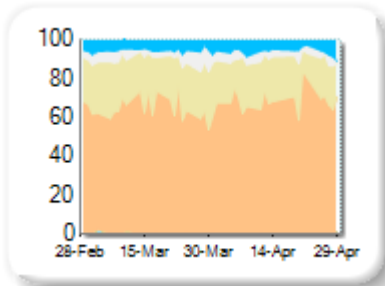
Market Share

Rank	Venue	Market Share	Change
1	XMAD	70.03%	+6.05
2	CEUX	20.08%	-4.64
3	AQEU	5.59%	-0.11
4	TQEX	4.20%	-1.11
5	BATE	0.06%	-0.02
6	CHIX	0.02%	-0.04
7	AQXE	0.02%	+0.02
8	TRQX	0.01%	-0.14

Volume Trend



Market Share Trend



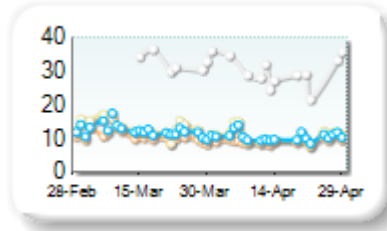
Market share is based on on-book value traded during continuous trading. The share is calculated by averaging over all stocks in the index. The current value shown is for last week and the change is relative to the previous week.

Spreads

At touch

Rank	Venue	Spread (bps)	Change
1	XMAD	9.17	-1.55
2	AQEU	10.58	-1.72
3	CEUX	10.84	-1.90
4	TQEX	36.31	-9.20
5	AQXE	500.80	n/a

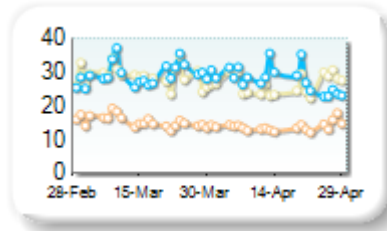
Monthly Spread Trend



25k EUR deal

Rank	Venue	Spread (bps)	Change
1	XMAD	13.81	-1.47
2	CEUX	26.55	-1.99
3	AQEU	27.62	-1.58
4	TQEX	89.93	-19.46

Monthly Spread Trend



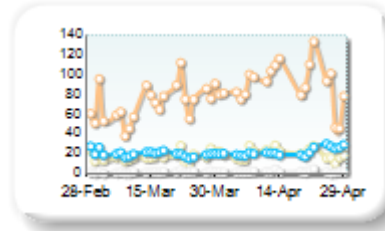
Spreads measure the bid to offer spread of the best visible orders in the book. The result is averaged over the stocks in the index and is based on measurements of the order books every 30 seconds. The value for the spread is quoted in basis points (0.01%).

Book Depths

10BPS Depth (top of book)

Rank	Venue	Depth (1K EUR)	Change
1	XMAD	90.4	+18.8
2	AQEU	21.9	+2.0
3	CEUX	19.7	+2.2
4	TQEX	1.8	+0.4
5	AQXE	0.1	+0.0

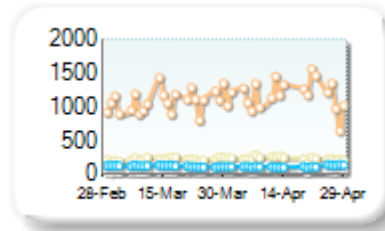
Monthly Depth Trend



50BPS Depth (deeper into book)

Rank	Venue	Depth (1K EUR)	Change
1	XMAD	1,180.2	+105.5
2	CEUX	233.2	+11.7
3	AQEU	114.8	-4.4
4	TQEX	53.0	+9.8
5	AQXE	0.1	0.0

Monthly Depth Trend



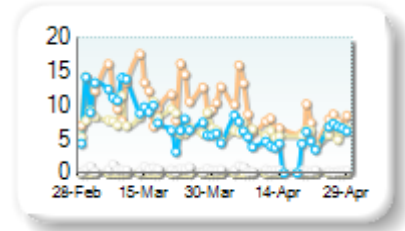
Market depth measures the amount of visible liquidity (bids and offers) in the order book within 10 or 50 BPS of mid price. The result is averaged over the stocks in the index and is based on measurements of the order book every 30 seconds. This is quoted in '000s of EUR.

Best Prices

At touch

Rank	Venue	Best Price (%)	Change
1	XMAD	8.54	-2.40
2	CEUX	5.86	-1.76
3	AQEU	4.97	-3.89
4	TQEX	0.43	-0.03
5	AQXE	0.00	+0.01
6	CHIX	0.00	0.00
7	TRQX	0.00	+0.00
8	BATE	0.00	+0.00

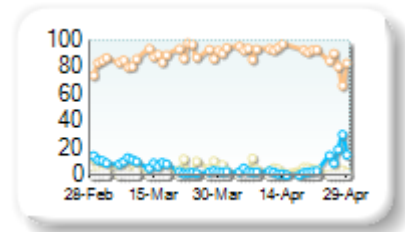
Best Prices Trend



25k EUR deal

Rank	Venue	Best Price (%)	Change
1	XMAD	89.49	+2.39
2	AQEU	5.82	-0.92
3	CEUX	3.81	-1.94
4	TQEX	0.06	-0.04
5	CHIX	0.00	+0.00
6	TRQX	0.00	+0.00
7	BATE	0.00	+0.00
8	AQXE	0.00	+0.00

Best Prices Trend

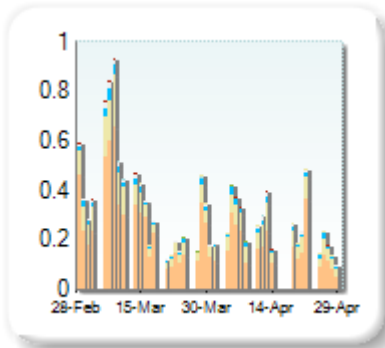


Best Price % measures how often each venue posts an absolute best price (no ties) for stocks. The result is averaged over the stocks in the index and is based on measurements of the order book every 5 seconds.

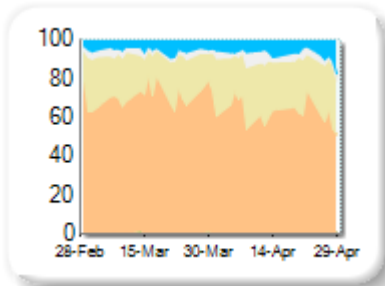
Market Share

Rank	Venue	Market Share	Change
1	XMAD	63.97%	-7.17
2	CEUX	25.57%	+4.96
3	AQEU	6.64%	+1.72
4	TQEX	3.73%	+0.62
5	BATE	0.03%	-0.13
6	TRQX	0.03%	+0.01
7	CHIX	0.02%	-0.01
8	AQXE	0.01%	+0.01

Volume Trend



Market Share Trend



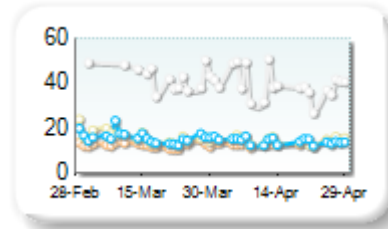
Market share is based on on-book value traded during continuous trading. The share is calculated by averaging over all stocks in the index. The current value shown is for last week and the change is relative to the previous week.

Spreads

At touch

Rank	Venue	Spread (bps)	Change
1	XMAD	13.14	+0.49
2	AQEU	14.19	-1.74
3	CEUX	14.44	-1.53
4	TQEX	39.33	-12.14

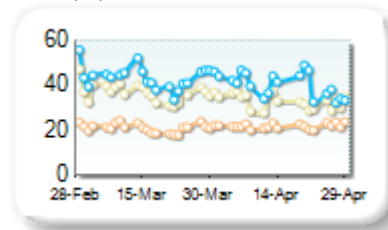
Monthly Spread Trend



25k EUR deal

Rank	Venue	Spread (bps)	Change
1	XMAD	21.83	+0.73
2	CEUX	32.78	-3.99
3	AQEU	39.93	-3.41

Monthly Spread Trend



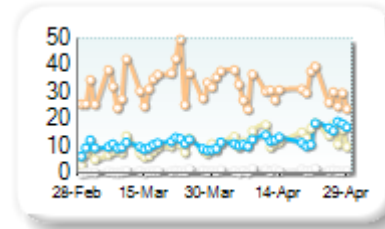
Spreads measure the bid to offer spread of the best visible orders in the book. The result is averaged over the stocks in the index and is based on measurements of the order books every 30 seconds. The value for the spread is quoted in basis points (0.01%).

Book Depths

10BPS Depth (top of book)

Rank	Venue	Depth (1K EUR)	Change
1	XMAD	30.9	-1.8
2	AQEU	13.4	+3.2
3	CEUX	13.3	+4.7
4	TQEX	1.1	+0.3

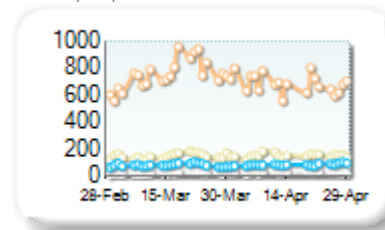
Monthly Depth Trend



50BPS Depth (deeper into book)

Rank	Venue	Depth (1K EUR)	Change
1	XMAD	681.8	-66.0
2	CEUX	154.0	+4.8
3	AQEU	85.5	+3.7
4	TQEX	27.8	+5.4

Monthly Depth Trend



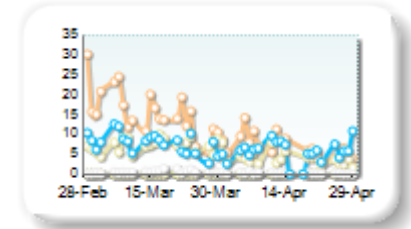
Market depth measures the amount of visible liquidity (bids and offers) in the order book within 10 or 50 BPS of mid price. The result is averaged over the stocks in the index and is based on measurements of the order book every 30 seconds. This is quoted in '000s of EUR.

Best Prices

At touch

Rank	Venue	Best Price (%)	Change
1	XMAD	7.00	-9.19
2	AQEU	5.71	-3.22
3	CEUX	3.74	-3.42
4	TQEX	0.26	-0.28
5	TRQX	0.00	+0.00
6	CHIX	0.00	+0.00
7	BATE	0.00	+0.00
8	AQXE	0.00	+0.00

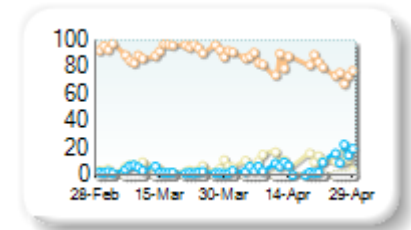
Best Prices Trend



25k EUR deal

Rank	Venue	Best Price (%)	Change
1	XMAD	81.63	-10.34
2	CEUX	10.16	+5.42
3	AQEU	7.33	+4.51
4	CHIX	0.00	+0.00
5	TRQX	0.00	+0.00
6	BATE	0.00	+0.00
7	AQXE	0.00	+0.00
8	TQEX	0.00	0.00

Best Prices Trend

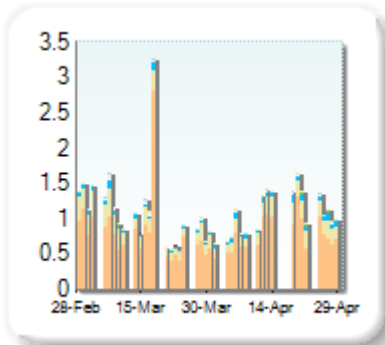


Best Price % measures how often each venue posts an absolute best price (no ties) for stocks. The result is averaged over the stocks in the index and is based on measurements of the order book every 5 seconds.

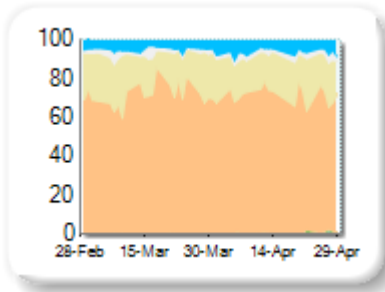
Market Share

Rank	Venue	Market Share	Change
1	XMAD	71.18%	-0.66
2	CEUX	18.98%	-1.14
3	AQEU	6.22%	+1.35
4	TQEX	2.85%	-0.05
5	BATE	0.35%	+0.28
6	CHIX	0.25%	+0.16
7	TRQX	0.17%	+0.06
8	AQXE	0.00%	+0.00

Volume Trend



Market Share Trend



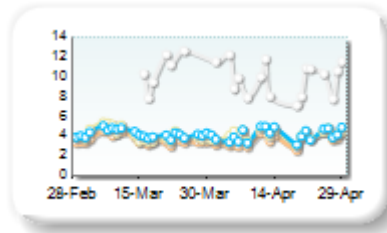
Market share is based on on-book value traded during continuous trading. The share is calculated by averaging over all stocks in the index. The current value shown is for last week and the change is relative to the previous week.

Spreads

At touch

Rank	Venue	Spread (bps)	Change
1	XMAD	3.68	+0.07
2	AQEU	4.15	-0.05
3	CEUX	4.16	+0.11
4	TQEX	10.50	-5.69
5	AQXE	495.98	-3.58
6	CHIX	501.00	+0.00
7	BATE	501.00	n/a

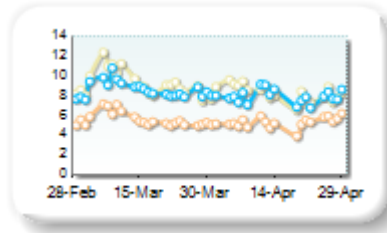
Monthly Spread Trend



25k EUR deal

Rank	Venue	Spread (bps)	Change
1	XMAD	5.28	-0.28
2	AQEU	7.91	-0.67
3	CEUX	8.28	-0.89
4	TQEX	33.46	+0.72

Monthly Spread Trend



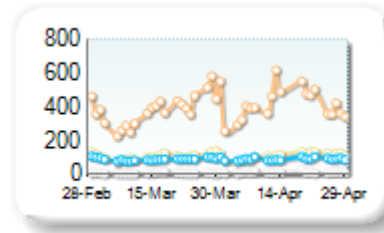
Spreads measure the bid to offer spread of the best visible orders in the book. The result is averaged over the stocks in the index and is based on measurements of the order books every 30 seconds. The value for the spread is quoted in basis points (0.01%).

Book Depths

10BPS Depth (top of book)

Rank	Venue	Depth (1K EUR)	Change
1	XMAD	410.6	+23.3
2	CEUX	107.2	+0.4
3	AQEU	89.7	-0.1
4	CHIX	16.9	+0.9
5	TQEX	13.1	+3.8
6	BATE	8.5	+0.4
7	AQXE	0.1	+0.0

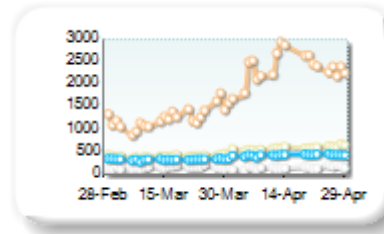
Monthly Depth Trend



50BPS Depth (deeper into book)

Rank	Venue	Depth (1K EUR)	Change
1	XMAD	2,375.2	+1,102.5
2	CEUX	598.8	+177.6
3	AQEU	440.1	+95.5
4	TQEX	168.2	-1.1
5	CHIX	16.9	+0.9
6	BATE	9.1	+0.5
7	AQXE	0.1	+0.0

Monthly Depth Trend



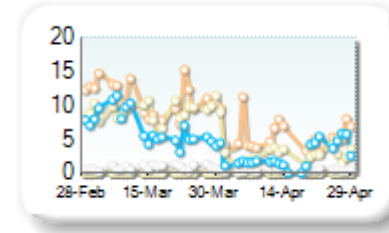
Market depth measures the amount of visible liquidity (bids and offers) in the order book within 10 or 50 BPS of mid price. The result is averaged over the stocks in the index and is based on measurements of the order book every 30 seconds. This is quoted in '000s of EUR.

Best Prices

At touch

Rank	Venue	Best Price (%)	Change
1	XMAD	5.41	-6.19
2	CEUX	2.58	-6.76
3	AQEU	2.51	-4.25
4	TQEX	0.49	-0.46
5	BATE	0.01	+0.00
6	CHIX	0.00	0.00
7	AQXE	0.00	0.00
8	TRQX	0.00	+0.00

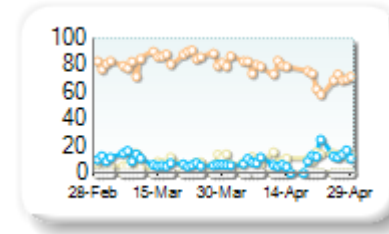
Best Prices Trend



25k EUR deal

Rank	Venue	Best Price (%)	Change
1	XMAD	74.67	-8.55
2	CEUX	10.95	+2.83
3	AQEU	9.43	+1.01
4	TQEX	0.22	+0.19
5	CHIX	0.00	+0.00
6	TRQX	0.00	+0.00
7	BATE	0.00	+0.00
8	AQXE	0.00	+0.00

Best Prices Trend



Best Price % measures how often each venue posts an absolute best price (no ties) for stocks. The result is averaged over the stocks in the index and is based on measurements of the order book every 5 seconds.