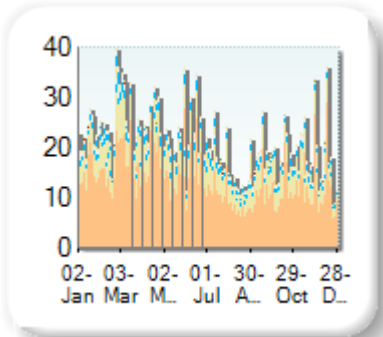


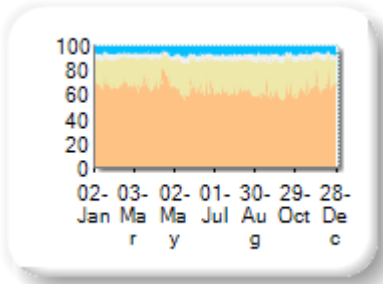
### Market Share

Rank	Venue	Market Share	Change
1	XMAD	<b>66.86%</b>	+0.00
2	CEUX	<b>22.61%</b>	+0.00
3	AQEU	<b>5.54%</b>	+0.00
4	TQEX	<b>4.70%</b>	+0.00
5	BATE	<b>0.14%</b>	+0.00
6	CHIX	<b>0.08%</b>	+0.00
7	TRQX	<b>0.07%</b>	+0.00
8	AQXE	<b>0.01%</b>	+0.00

Volume Trend



Market Share Trend



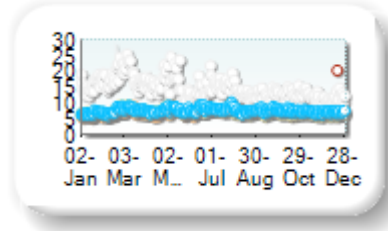
Market share is based on on-book value traded during continuous trading. The share is calculated by averaging over all stocks in the index. The current value shown is for last week and the change is relative to the previous week.

### Spreads

At touch

Rank	Venue	Spread (bps)	Change
1	XMAD	<b>6.79</b>	+0.00
2	CEUX	<b>6.95</b>	+0.00
3	AQEU	<b>7.41</b>	+0.00
4	TQEX	<b>14.58</b>	+0.00
5	BATE	<b>178.40</b>	+0.00
6	CHIX	<b>222.99</b>	+0.00
7	AQXE	<b>476.82</b>	+0.00
8	TRQX	<b>489.81</b>	+0.00

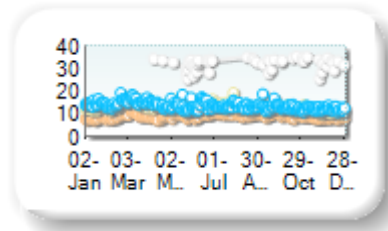
Monthly Spread Trend



25k EUR deal

Rank	Venue	Spread (bps)	Change
1	XMAD	<b>9.13</b>	+0.00
2	CEUX	<b>12.93</b>	+0.00
3	AQEU	<b>13.58</b>	+0.00
4	TQEX	<b>42.67</b>	+0.00
5	BATE	<b>304.32</b>	+0.00
6	CHIX	<b>409.87</b>	+0.00

Monthly Spread Trend



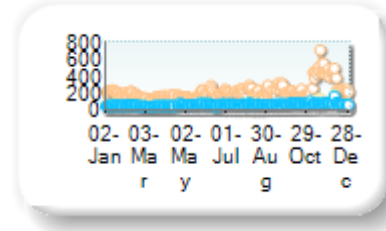
Spreads measure the bid to offer spread of the best visible orders in the book. The result is averaged over the stocks in the index and is based on measurements of the order books every 30 seconds. The value for the spread is quoted in basis points (0.01%).

### Book Depths

10BPS Depth (top of book)

Rank	Venue	Depth (1K EUR)	Change
1	XMAD	<b>208.5</b>	+0.0
2	CEUX	<b>56.8</b>	+0.0
3	AQEU	<b>54.1</b>	+0.0
4	TQEX	<b>10.2</b>	+0.0
5	TRQX	<b>4.5</b>	+0.0
6	BATE	<b>4.2</b>	+0.0
7	CHIX	<b>2.4</b>	+0.0
8	AQXE	<b>0.2</b>	+0.0

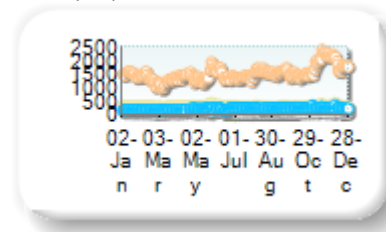
Monthly Depth Trend



50BPS Depth (deeper into book)

Rank	Venue	Depth (1K EUR)	Change
1	XMAD	<b>1,504.6</b>	+0.0
2	CEUX	<b>295.7</b>	+0.0
3	AQEU	<b>202.7</b>	+0.0
4	TQEX	<b>70.5</b>	+0.0
5	BATE	<b>11.1</b>	+0.0
6	CHIX	<b>8.0</b>	+0.0
7	TRQX	<b>6.7</b>	+0.0
8	AQXE	<b>0.4</b>	+0.0

Monthly Depth Trend



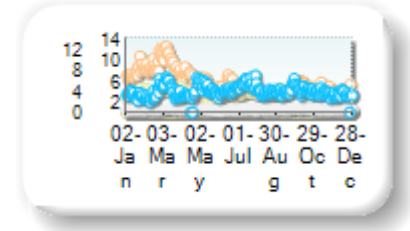
Market depth measures the amount of visible liquidity (bids and offers) in the order book within 10 or 50 BPS of mid price. The result is averaged over the stocks in the index and is based on measurements of the order book every 30 seconds. This is quoted in '000s of EUR.

### Best Prices

At touch

Rank	Venue	Best Price (%)	Change
1	XMAD	<b>5.49</b>	+0.18
2	AQEU	<b>3.95</b>	-0.17
3	CEUX	<b>3.69</b>	+0.01
4	TQEX	<b>0.48</b>	+0.01
5	BATE	<b>0.03</b>	-0.01
6	TRQX	<b>0.01</b>	+0.00
7	CHIX	<b>0.00</b>	0.00
8	AQXE	<b>0.00</b>	0.00

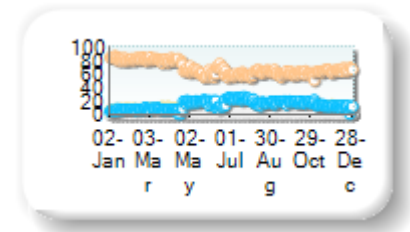
Best Prices Trend



25k EUR deal

Rank	Venue	Best Price (%)	Change
1	XMAD	<b>67.76</b>	+0.00
2	AQEU	<b>13.49</b>	+0.00
3	CEUX	<b>10.37</b>	+0.00
4	TQEX	<b>0.14</b>	+0.00
5	BATE	<b>0.00</b>	+0.00
6	TRQX	<b>0.00</b>	+0.00
7	CHIX	<b>0.00</b>	+0.00
8	AQXE	<b>0.00</b>	+0.00

Best Prices Trend

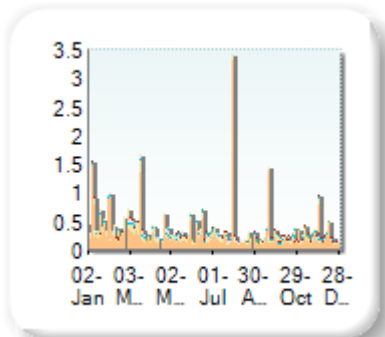


Best Price % measures how often each venue posts an absolute best price (no ties) for stocks. The result is averaged over the stocks in the index and is based on measurements of the order book every 5 seconds.

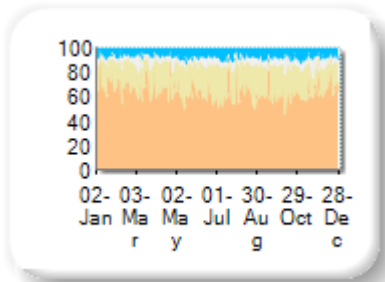
## Market Share

Rank	Venue	Market Share	Change
1	XMAD	<b>69.34%</b>	+0.00
2	CEUX	<b>20.06%</b>	+0.00
3	AQEU	<b>5.81%</b>	+0.00
4	TQEX	<b>4.64%</b>	+0.00
5	BATE	<b>0.08%</b>	+0.00
6	CHIX	<b>0.05%</b>	+0.00
7	TRQX	<b>0.03%</b>	+0.00
8	AQXE	<b>0.00%</b>	+0.00

Volume Trend



Market Share Trend



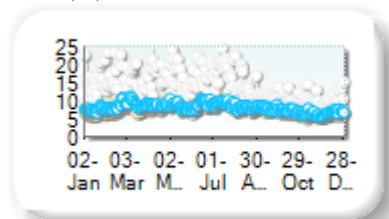
Market share is based on on-book value traded during continuous trading. The share is calculated by averaging over all stocks in the index. The current value shown is for last week and the change is relative to the previous week.

## Spreads

### At touch

Rank	Venue	Spread (bps)	Change
1	CEUX	<b>7.86</b>	+0.00
2	XMAD	<b>7.92</b>	+0.00
3	AQEU	<b>8.12</b>	+0.00
4	TQEX	<b>14.60</b>	+0.00
5	BATE	<b>212.22</b>	+0.00
6	AQXE	<b>500.87</b>	+0.00


Monthly Spread Trend



### 25k EUR deal

Rank	Venue	Spread (bps)	Change
1	XMAD	<b>10.87</b>	+0.00
2	CEUX	<b>16.83</b>	+0.00
3	AQEU	<b>16.88</b>	+0.00
4	TQEX	<b>53.19</b>	+0.00
5	BATE	<b>248.31</b>	+0.00

Monthly Spread Trend



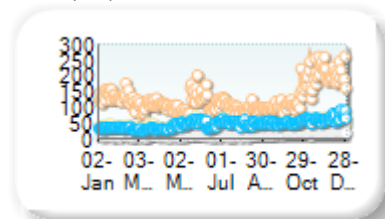
Spreads measure the bid to offer spread of the best visible orders in the book. The result is averaged over the stocks in the index and is based on measurements of the order books every 30 seconds. The value for the spread is quoted in basis points (0.01%).

## Book Depths

### 10BPS Depth (top of book)

Rank	Venue	Depth (1K EUR)	Change
1	XMAD	<b>126.8</b>	+0.0
2	AQEU	<b>46.0</b>	+0.0
3	CEUX	<b>40.8</b>	+0.0
4	TQEX	<b>11.5</b>	+0.0
5	BATE	<b>6.5</b>	+0.0
6	AQXE	<b>0.3</b>	+0.0

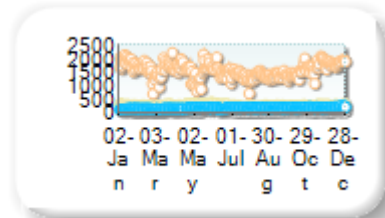
Monthly Depth Trend



### 50BPS Depth (deeper into book)

Rank	Venue	Depth (1K EUR)	Change
1	XMAD	<b>1,551.1</b>	+0.0
2	CEUX	<b>230.7</b>	+0.0
3	AQEU	<b>148.5</b>	+0.0
4	TQEX	<b>60.3</b>	+0.0
5	BATE	<b>17.1</b>	+0.0
6	CHIX	<b>10.4</b>	+0.0
7	AQXE	<b>0.3</b>	+0.0

Monthly Depth Trend



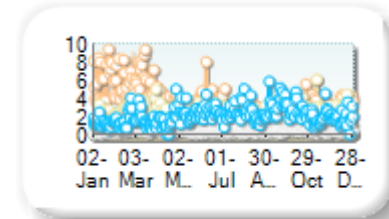
Market depth measures the amount of visible liquidity (bids and offers) in the order book within 10 or 50 BPS of mid price. The result is averaged over the stocks in the index and is based on measurements of the order book every 30 seconds. This is quoted in '000s of EUR.

## Best Prices

### At touch

Rank	Venue	Best Price (%)	Change
1	XMAD	<b>3.24</b>	+0.13
2	CEUX	<b>2.20</b>	-0.12
3	AQEU	<b>2.05</b>	-0.18
4	TQEX	<b>0.39</b>	+0.01
5	BATE	<b>0.02</b>	0.00
6	CHIX	<b>0.00</b>	+0.00
7	TRQX	<b>0.00</b>	+0.00
8	AQXE	<b>0.00</b>	+0.00

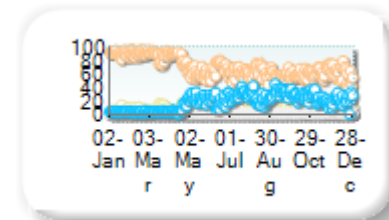
Best Prices Trend



### 25k EUR deal

Rank	Venue	Best Price (%)	Change
1	XMAD	<b>69.88</b>	+0.00
2	AQEU	<b>17.66</b>	+0.00
3	CEUX	<b>8.69</b>	+0.00
4	TQEX	<b>0.08</b>	+0.00
5	BATE	<b>0.00</b>	+0.00
6	CHIX	<b>0.00</b>	+0.00
7	TRQX	<b>0.00</b>	+0.00
8	AQXE	<b>0.00</b>	+0.00

Best Prices Trend

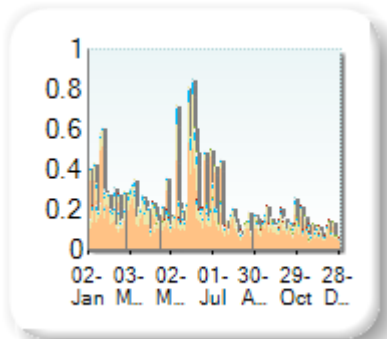


Best Price % measures how often each venue posts an absolute best price (no ties) for stocks. The result is averaged over the stocks in the index and is based on measurements of the order book every 5 seconds.

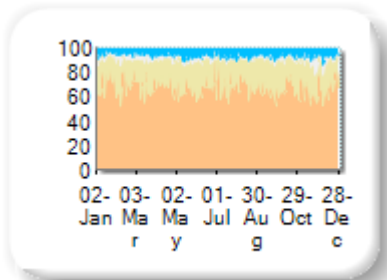
## Market Share

Rank	Venue	Market Share	Change
1	XMAD	<b>69.00%</b>	+0.00
2	CEUX	<b>22.03%</b>	+0.00
3	AQEU	<b>5.94%</b>	+0.00
4	TQEX	<b>2.88%</b>	+0.00
5	BATE	<b>0.08%</b>	+0.00
6	CHIX	<b>0.05%</b>	+0.00
7	TRQX	<b>0.02%</b>	+0.00
8	AQXE	<b>0.00%</b>	+0.00

Volume Trend



Market Share Trend



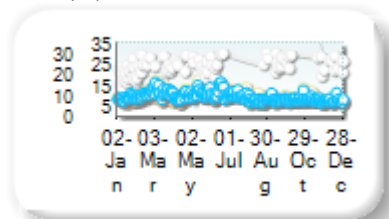
Market share is based on on-book value traded during continuous trading. The share is calculated by averaging over all stocks in the index. The current value shown is for last week and the change is relative to the previous week.

## Spreads

At touch

Rank	Venue	Spread (bps)	Change
1	XMAD	<b>8.82</b>	+0.00
2	AQEU	<b>9.39</b>	+0.00
3	CEUX	<b>9.65</b>	+0.00
4	TQEX	<b>35.83</b>	+0.00

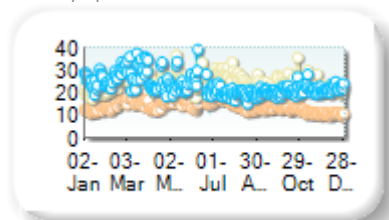
Monthly Spread Trend



25k EUR deal

Rank	Venue	Spread (bps)	Change
1	XMAD	<b>14.18</b>	+0.00
2	AQEU	<b>23.72</b>	+0.00
3	CEUX	<b>24.59</b>	+0.00
4	TQEX	<b>95.60</b>	+0.00

Monthly Spread Trend



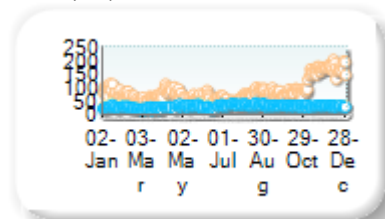
Spreads measure the bid to offer spread of the best visible orders in the book. The result is averaged over the stocks in the index and is based on measurements of the order books every 30 seconds. The value for the spread is quoted in basis points (0.01%).

## Book Depths

10BPS Depth (top of book)

Rank	Venue	Depth (1K EUR)	Change
1	XMAD	<b>84.0</b>	+0.0
2	AQEU	<b>27.3</b>	+0.0
3	CEUX	<b>22.3</b>	+0.0
4	TQEX	<b>1.7</b>	+0.0
5	AQXE	<b>0.2</b>	+0.0
6	BATE	<b>0.1</b>	+0.0

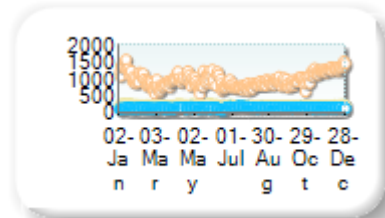
Monthly Depth Trend



50BPS Depth (deeper into book)

Rank	Venue	Depth (1K EUR)	Change
1	XMAD	<b>964.8</b>	+0.0
2	CEUX	<b>185.7</b>	+0.0
3	AQEU	<b>123.2</b>	+0.0
4	TQEX	<b>28.0</b>	+0.0
5	BATE	<b>3.8</b>	+0.0
6	CHIX	<b>0.8</b>	+0.0
7	AQXE	<b>0.2</b>	+0.0

Monthly Depth Trend



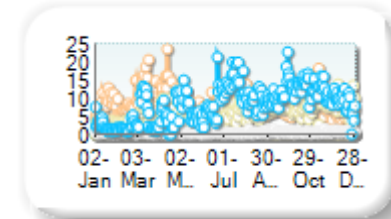
Market depth measures the amount of visible liquidity (bids and offers) in the order book within 10 or 50 BPS of mid price. The result is averaged over the stocks in the index and is based on measurements of the order book every 30 seconds. This is quoted in '000s of EUR.

## Best Prices

At touch

Rank	Venue	Best Price (%)	Change
1	AQEU	<b>8.28</b>	-0.98
2	XMAD	<b>8.18</b>	+1.47
3	CEUX	<b>5.94</b>	-0.08
4	TQEX	<b>0.45</b>	+0.01
5	BATE	<b>0.00</b>	0.00
6	AQXE	<b>0.00</b>	0.00
7	CHIX	<b>0.00</b>	+0.00
8	TRQX	<b>0.00</b>	+0.00

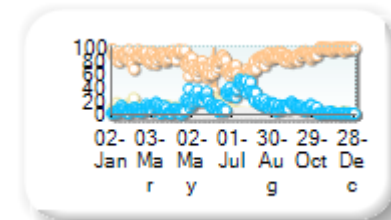
Best Prices Trend



25k EUR deal

Rank	Venue	Best Price (%)	Change
1	XMAD	<b>82.80</b>	+0.00
2	AQEU	<b>12.31</b>	+0.00
3	CEUX	<b>4.44</b>	+0.00
4	TQEX	<b>0.01</b>	+0.00
5	CHIX	<b>0.00</b>	+0.00
6	TRQX	<b>0.00</b>	+0.00
7	BATE	<b>0.00</b>	+0.00
8	AQXE	<b>0.00</b>	+0.00

Best Prices Trend

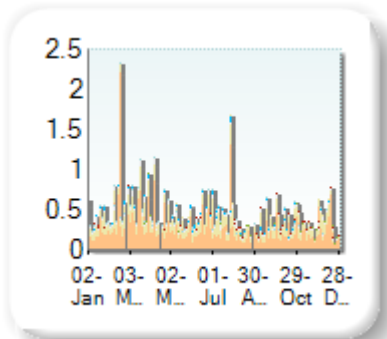


Best Price % measures how often each venue posts an absolute best price (no ties) for stocks. The result is averaged over the stocks in the index and is based on measurements of the order book every 5 seconds.

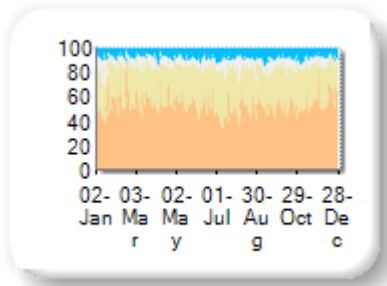
### Market Share

Rank	Venue	Market Share	Change
1	XMAD	<b>58.16%</b>	+0.00
2	CEUX	<b>28.51%</b>	+0.00
3	TQEX	<b>6.82%</b>	+0.00
4	AQEU	<b>6.18%</b>	+0.00
5	BATE	<b>0.17%</b>	+0.00
6	CHIX	<b>0.09%</b>	+0.00
7	TRQX	<b>0.07%</b>	+0.00
8	AQXE	<b>0.00%</b>	+0.00

Volume Trend



Market Share Trend



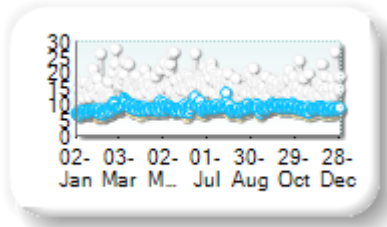
Market share is based on on-book value traded during continuous trading. The share is calculated by averaging over all stocks in the index. The current value shown is for last week and the change is relative to the previous week.

### Spreads

At touch

Rank	Venue	Spread (bps)	Change
1	CEUX	<b>7.99</b>	+0.00
2	XMAD	<b>8.53</b>	+0.00
3	AQEU	<b>8.76</b>	+0.00
4	TQEX	<b>16.36</b>	+0.00
5	BATE	<b>352.42</b>	+0.00

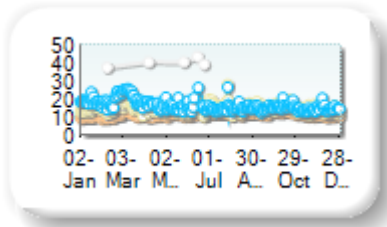
Monthly Spread Trend



25k EUR deal

Rank	Venue	Spread (bps)	Change
1	XMAD	<b>11.39</b>	+0.00
2	CEUX	<b>14.88</b>	+0.00
3	AQEU	<b>16.32</b>	+0.00
4	TQEX	<b>59.38</b>	+0.00

Monthly Spread Trend



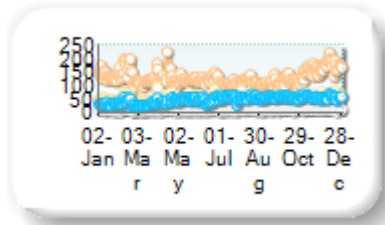
Spreads measure the bid to offer spread of the best visible orders in the book. The result is averaged over the stocks in the index and is based on measurements of the order books every 30 seconds. The value for the spread is quoted in basis points (0.01%).

### Book Depths

10BPS Depth (top of book)

Rank	Venue	Depth (1K EUR)	Change
1	XMAD	<b>126.2</b>	+0.0
2	CEUX	<b>50.4</b>	+0.0
3	AQEU	<b>46.6</b>	+0.0
4	TQEX	<b>8.3</b>	+0.0
5	CHIX	<b>1.8</b>	+0.0
6	BATE	<b>0.5</b>	+0.0

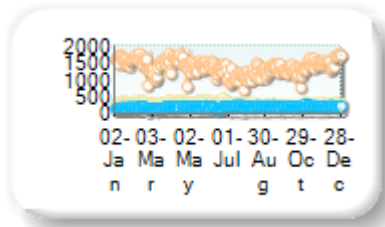
Monthly Depth Trend



50BPS Depth (deeper into book)

Rank	Venue	Depth (1K EUR)	Change
1	XMAD	<b>1,365.8</b>	+0.0
2	CEUX	<b>276.0</b>	+0.0
3	AQEU	<b>178.7</b>	+0.0
4	TQEX	<b>69.4</b>	+0.0
5	BATE	<b>4.2</b>	+0.0
6	CHIX	<b>2.7</b>	+0.0

Monthly Depth Trend



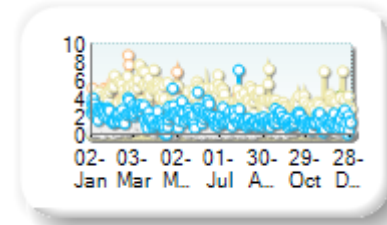
Market depth measures the amount of visible liquidity (bids and offers) in the order book within 10 or 50 BPS of mid price. The result is averaged over the stocks in the index and is based on measurements of the order book every 30 seconds. This is quoted in '000s of EUR.

### Best Prices

At touch

Rank	Venue	Best Price (%)	Change
1	CEUX	<b>3.75</b>	+0.04
2	XMAD	<b>2.27</b>	-0.15
3	AQEU	<b>1.79</b>	-0.06
4	TQEX	<b>0.55</b>	-0.02
5	BATE	<b>0.06</b>	-0.04
6	CHIX	<b>0.00</b>	0.00
7	TRQX	<b>0.00</b>	+0.00
8	AQXE	<b>0.00</b>	+0.00

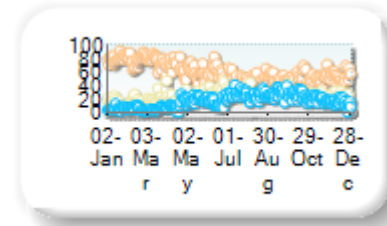
Best Prices Trend



25k EUR deal

Rank	Venue	Best Price (%)	Change
1	XMAD	<b>58.57</b>	+0.00
2	CEUX	<b>18.94</b>	+0.00
3	AQEU	<b>16.25</b>	+0.00
4	TQEX	<b>0.15</b>	+0.00
5	CHIX	<b>0.00</b>	+0.00
6	TRQX	<b>0.00</b>	+0.00
7	BATE	<b>0.00</b>	+0.00
8	AQXE	<b>0.00</b>	+0.00

Best Prices Trend

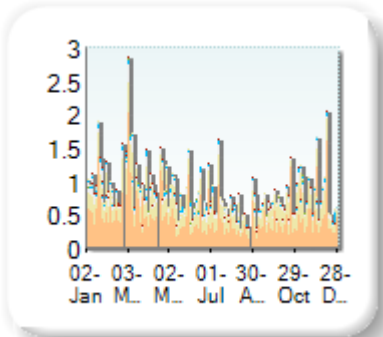


Best Price % measures how often each venue posts an absolute best price (no ties) for stocks. The result is averaged over the stocks in the index and is based on measurements of the order book every 5 seconds.

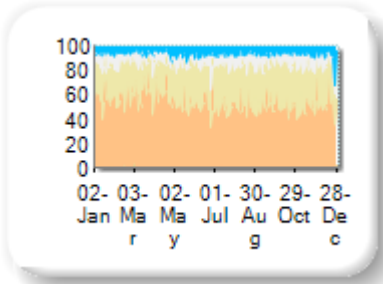
### Market Share

Rank	Venue	Market Share	Change
1	XMAD	56.55%	+0.00
2	CEUX	28.61%	+0.00
3	TQEX	8.13%	+0.00
4	AQEU	6.19%	+0.00
5	TRQX	0.23%	+0.00
6	BATE	0.19%	+0.00
7	CHIX	0.10%	+0.00
8	AQXE	0.01%	+0.00

Volume Trend



Market Share Trend



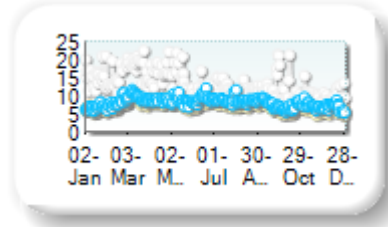
Market share is based on on-book value traded during continuous trading. The share is calculated by averaging over all stocks in the index. The current value shown is for last week and the change is relative to the previous week.

### Spreads

At touch

Rank	Venue	Spread (bps)	Change
1	CEUX	7.27	+0.00
2	XMAD	7.89	+0.00
3	AQEU	8.12	+0.00
4	TQEX	13.61	+0.00
5	BATE	210.85	+0.00

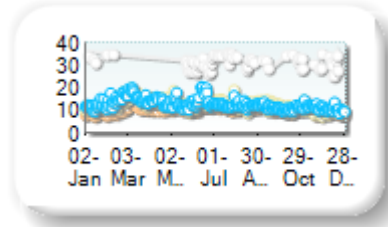
Monthly Spread Trend



25k EUR deal

Rank	Venue	Spread (bps)	Change
1	XMAD	10.10	+0.00
2	CEUX	12.26	+0.00
3	AQEU	12.67	+0.00
4	TQEX	46.77	+0.00

Monthly Spread Trend



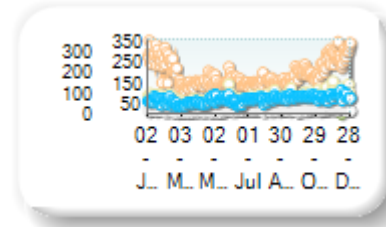
Spreads measure the bid to offer spread of the best visible orders in the book. The result is averaged over the stocks in the index and is based on measurements of the order books every 30 seconds. The value for the spread is quoted in basis points (0.01%).

### Book Depths

10BPS Depth (top of book)

Rank	Venue	Depth (1K EUR)	Change
1	XMAD	185.4	+0.0
2	CEUX	74.2	+0.0
3	AQEU	67.9	+0.0
4	TQEX	17.4	+0.0
5	BATE	2.9	+0.0
6	CHIX	1.9	+0.0
7	AQXE	0.2	+0.0

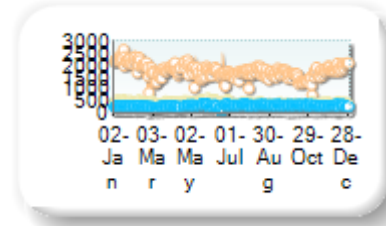
Monthly Depth Trend



50BPS Depth (deeper into book)

Rank	Venue	Depth (1K EUR)	Change
1	XMAD	1,725.7	+0.0
2	CEUX	391.6	+0.0
3	AQEU	268.2	+0.0
4	TQEX	97.5	+0.0
5	BATE	12.3	+0.0
6	CHIX	3.2	+0.0
7	AQXE	0.4	+0.0

Monthly Depth Trend



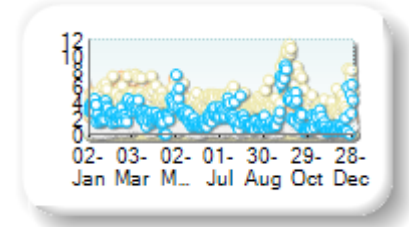
Market depth measures the amount of visible liquidity (bids and offers) in the order book within 10 or 50 BPS of mid price. The result is averaged over the stocks in the index and is based on measurements of the order book every 30 seconds. This is quoted in '000s of EUR.

### Best Prices

At touch

Rank	Venue	Best Price (%)	Change
1	CEUX	4.44	+0.27
2	XMAD	2.71	+0.14
3	AQEU	2.29	+0.00
4	TQEX	0.61	+0.05
5	BATE	0.01	+0.00
6	CHIX	0.00	0.00
7	TRQX	0.00	+0.00
8	AQXE	0.00	+0.00

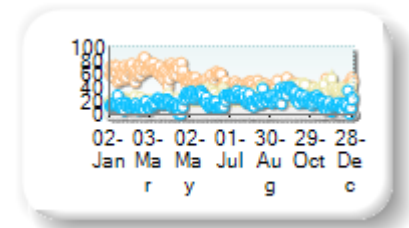
Best Prices Trend



25k EUR deal

Rank	Venue	Best Price (%)	Change
1	XMAD	46.80	+0.00
2	CEUX	21.65	+0.00
3	AQEU	18.99	+0.00
4	TQEX	0.46	+0.00
5	BATE	0.00	+0.00
6	CHIX	0.00	+0.00
7	TRQX	0.00	+0.00
8	AQXE	0.00	+0.00

Best Prices Trend

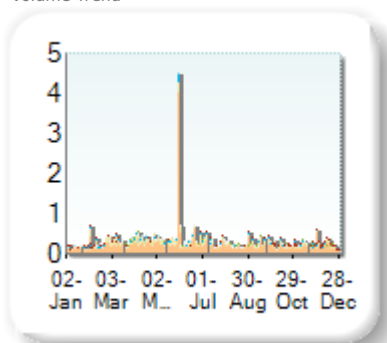


Best Price % measures how often each venue posts an absolute best price (no ties) for stocks. The result is averaged over the stocks in the index and is based on measurements of the order book every 5 seconds.

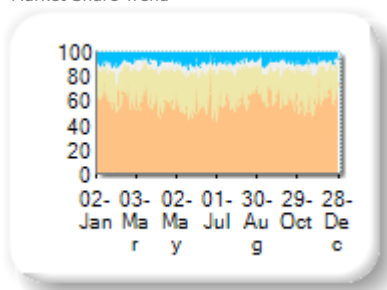
## Market Share

Rank	Venue	Market Share	Change
1	XMAD	<b>61.94%</b>	+0.00
2	CEUX	<b>25.18%</b>	+0.00
3	AQEU	<b>7.36%</b>	+0.00
4	TQEX	<b>5.36%</b>	+0.00
5	BATE	<b>0.09%</b>	+0.00
6	TRQX	<b>0.04%</b>	+0.00
7	CHIX	<b>0.04%</b>	+0.00
8	AQXE	<b>0.00%</b>	+0.00

Volume Trend



Market Share Trend



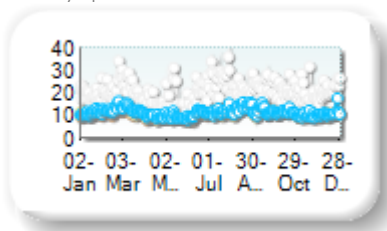
Market share is based on on-book value traded during continuous trading. The share is calculated by averaging over all stocks in the index. The current value shown is for last week and the change is relative to the previous week.

## Spreads

At touch

Rank	Venue	Spread (bps)	Change
1	XMAD	<b>10.83</b>	+0.00
2	CEUX	<b>11.08</b>	+0.00
3	AQEU	<b>11.30</b>	+0.00
4	TQEX	<b>20.29</b>	+0.00
5	BATE	<b>116.42</b>	+0.00

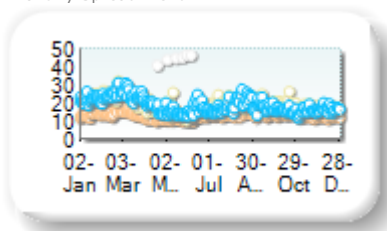
Monthly Spread Trend



25k EUR deal

Rank	Venue	Spread (bps)	Change
1	XMAD	<b>13.08</b>	+0.00
2	AQEU	<b>18.58</b>	+0.00
3	CEUX	<b>18.98</b>	+0.00
4	TQEX	<b>77.17</b>	+0.00

Monthly Spread Trend



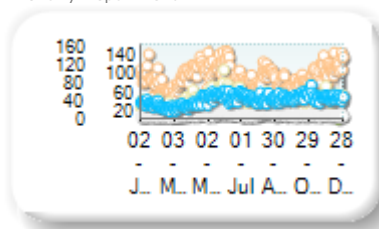
Spreads measure the bid to offer spread of the best visible orders in the book. The result is averaged over the stocks in the index and is based on measurements of the order books every 30 seconds. The value for the spread is quoted in basis points (0.01%).

## Book Depths

10BPS Depth (top of book)

Rank	Venue	Depth (1K EUR)	Change
1	XMAD	<b>90.6</b>	+0.0
2	AQEU	<b>41.7</b>	+0.0
3	CEUX	<b>39.2</b>	+0.0
4	TQEX	<b>8.2</b>	+0.0
5	CHIX	<b>1.2</b>	+0.0
6	BATE	<b>1.0</b>	+0.0

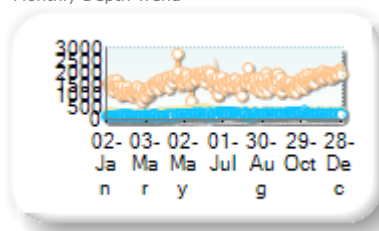
Monthly Depth Trend



50BPS Depth (deeper into book)

Rank	Venue	Depth (1K EUR)	Change
1	XMAD	<b>1,512.2</b>	+0.0
2	CEUX	<b>233.2</b>	+0.0
3	AQEU	<b>181.8</b>	+0.0
4	TQEX	<b>47.9</b>	+0.0
5	BATE	<b>9.7</b>	+0.0
6	CHIX	<b>5.2</b>	+0.0

Monthly Depth Trend



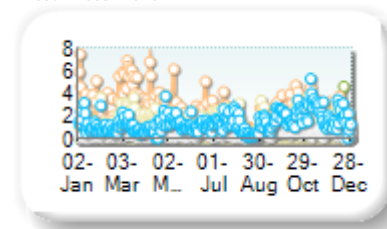
Market depth measures the amount of visible liquidity (bids and offers) in the order book within 10 or 50 BPS of mid price. The result is averaged over the stocks in the index and is based on measurements of the order book every 30 seconds. This is quoted in '000s of EUR.

## Best Prices

At touch

Rank	Venue	Best Price (%)	Change
1	XMAD	<b>2.39</b>	0.00
2	CEUX	<b>1.49</b>	+0.12
3	AQEU	<b>1.38</b>	-0.10
4	TQEX	<b>0.32</b>	+0.02
5	BATE	<b>0.04</b>	-0.02
6	CHIX	<b>0.00</b>	+0.00
7	TRQX	<b>0.00</b>	+0.00
8	AQXE	<b>0.00</b>	+0.00

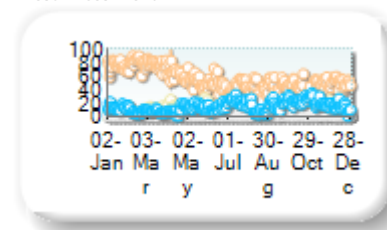
Best Prices Trend



25k EUR deal

Rank	Venue	Best Price (%)	Change
1	XMAD	<b>54.19</b>	+0.00
2	AQEU	<b>13.83</b>	+0.00
3	CEUX	<b>8.52</b>	+0.00
4	TQEX	<b>0.18</b>	+0.00
5	BATE	<b>0.00</b>	+0.00
6	CHIX	<b>0.00</b>	+0.00
7	TRQX	<b>0.00</b>	+0.00
8	AQXE	<b>0.00</b>	+0.00

Best Prices Trend

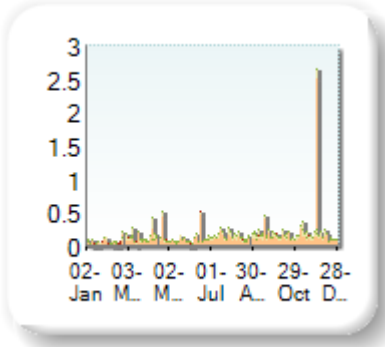


Best Price % measures how often each venue posts an absolute best price (no ties) for stocks. The result is averaged over the stocks in the index and is based on measurements of the order book every 5 seconds.

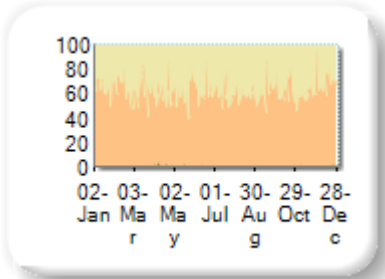
### Market Share

Rank	Venue	Market Share	Change
1	XMAD	<b>64.83%</b>	+0.00
2	CEUX	<b>34.43%</b>	+0.00
3	CHIX	<b>0.46%</b>	+0.00
4	BATE	<b>0.28%</b>	+0.00

Volume Trend



Market Share Trend



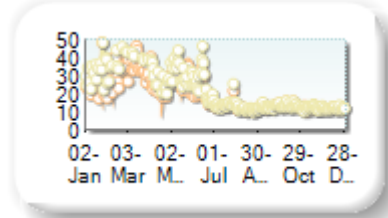
Market share is based on on-book value traded during continuous trading. The share is calculated by averaging over all stocks in the index. The current value shown is for last week and the change is relative to the previous week.

### Spreads

At touch

Rank	Venue	Spread (bps)	Change
1	XMAD	<b>20.47</b>	+0.00
2	CEUX	<b>26.08</b>	+0.00
3	BATE	<b>130.35</b>	+0.00
4	CHIX	<b>488.32</b>	+0.00

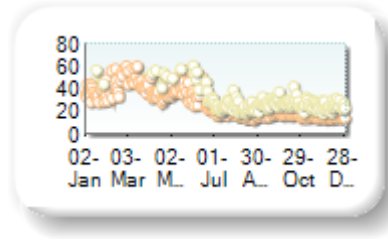
Monthly Spread Trend



25k EUR deal

Rank	Venue	Spread (bps)	Change
1	XMAD	<b>28.57</b>	+0.00
2	CEUX	<b>42.85</b>	+0.00

Monthly Spread Trend



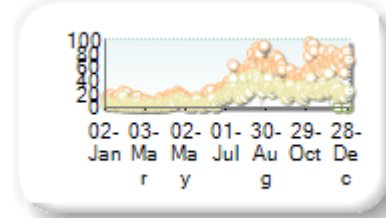
Spreads measure the bid to offer spread of the best visible orders in the book. The result is averaged over the stocks in the index and is based on measurements of the order books every 30 seconds. The value for the spread is quoted in basis points (0.01%).

### Book Depths

10BPS Depth (top of book)

Rank	Venue	Depth (1K EUR)	Change
1	XMAD	<b>33.4</b>	+0.0
2	CEUX	<b>15.7</b>	+0.0
3	CHIX	<b>1.4</b>	+0.0
4	BATE	<b>1.2</b>	+0.0

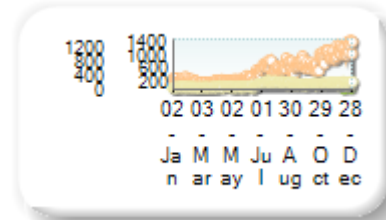
Monthly Depth Trend



50BPS Depth (deeper into book)

Rank	Venue	Depth (1K EUR)	Change
1	XMAD	<b>509.0</b>	+0.0
2	CEUX	<b>96.8</b>	+0.0
3	BATE	<b>4.7</b>	+0.0
4	CHIX	<b>4.6</b>	+0.0

Monthly Depth Trend



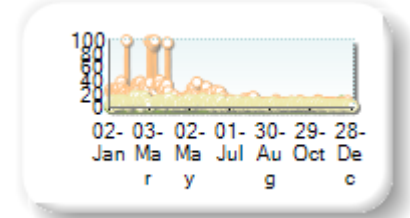
Market depth measures the amount of visible liquidity (bids and offers) in the order book within 10 or 50 BPS of mid price. The result is averaged over the stocks in the index and is based on measurements of the order book every 30 seconds. This is quoted in '000s of EUR.

### Best Prices

At touch

Rank	Venue	Best Price (%)	Change
1	XMAD	<b>14.77</b>	-0.51
2	CEUX	<b>5.32</b>	-0.12
3	CHIX	<b>0.20</b>	-0.10
4	BATE	<b>0.11</b>	-0.05

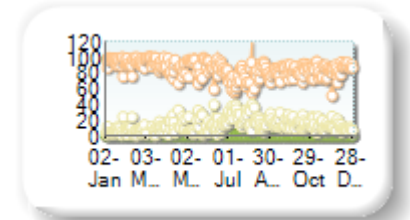
Best Prices Trend



25k EUR deal

Rank	Venue	Best Price (%)	Change
1	XMAD	<b>85.19</b>	+0.00
2	CEUX	<b>13.22</b>	+0.00
3	CHIX	<b>0.00</b>	+0.00
4	BATE	<b>0.00</b>	+0.00

Best Prices Trend

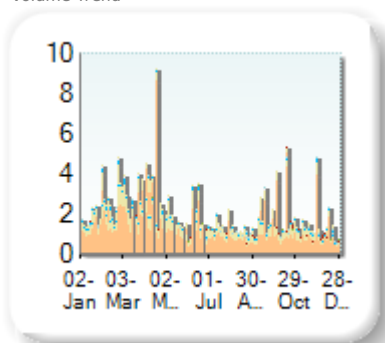


Best Price % measures how often each venue posts an absolute best price (no ties) for stocks. The result is averaged over the stocks in the index and is based on measurements of the order book every 5 seconds.

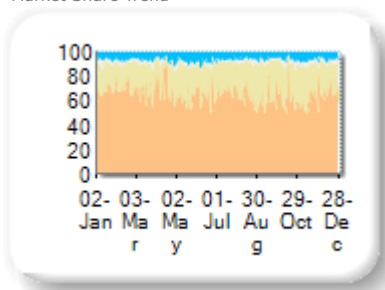
## Market Share

Rank	Venue	Market Share	Change
1	XMAD	<b>69.05%</b>	+0.00
2	CEUX	<b>22.86%</b>	+0.00
3	AQEU	<b>4.94%</b>	+0.00
4	TQEX	<b>2.86%</b>	+0.00
5	BATE	<b>0.15%</b>	+0.00
6	CHIX	<b>0.09%</b>	+0.00
7	TRQX	<b>0.05%</b>	+0.00
8	AQXE	<b>0.01%</b>	+0.00

Volume Trend



Market Share Trend



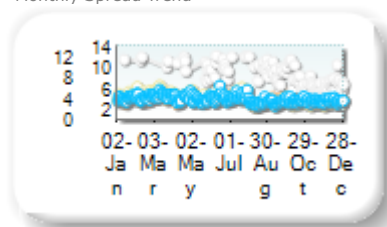
Market share is based on on-book value traded during continuous trading. The share is calculated by averaging over all stocks in the index. The current value shown is for last week and the change is relative to the previous week.

## Spreads

### At touch

Rank	Venue	Spread (bps)	Change
1	AQEU	<b>3.95</b>	+0.00
2	XMAD	<b>3.97</b>	+0.00
3	CEUX	<b>3.97</b>	+0.00
4	TQEX	<b>14.14</b>	+0.00
5	BATE	<b>133.48</b>	+0.00
6	CHIX	<b>206.67</b>	+0.00
7	AQXE	<b>501.00</b>	+0.00

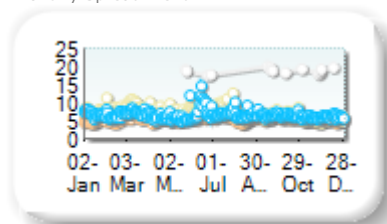
Monthly Spread Trend



### 25k EUR deal

Rank	Venue	Spread (bps)	Change
1	XMAD	<b>5.54</b>	+0.00
2	AQEU	<b>6.58</b>	+0.00
3	CEUX	<b>7.27</b>	+0.00
4	TQEX	<b>36.77</b>	+0.00
5	CHIX	<b>207.74</b>	+0.00
6	BATE	<b>338.75</b>	+0.00

Monthly Spread Trend



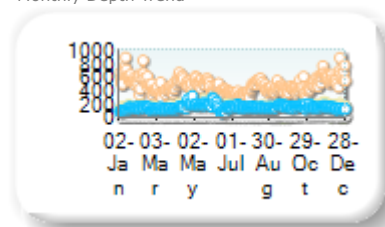
Spreads measure the bid to offer spread of the best visible orders in the book. The result is averaged over the stocks in the index and is based on measurements of the order books every 30 seconds. The value for the spread is quoted in basis points (0.01%).

## Book Depths

### 10BPS Depth (top of book)

Rank	Venue	Depth (1K EUR)	Change
1	XMAD	<b>475.3</b>	+0.0
2	CEUX	<b>148.2</b>	+0.0
3	AQEU	<b>146.2</b>	+0.0
4	TQEX	<b>14.5</b>	+0.0
5	CHIX	<b>4.6</b>	+0.0
6	BATE	<b>1.1</b>	+0.0
7	AQXE	<b>0.3</b>	+0.0

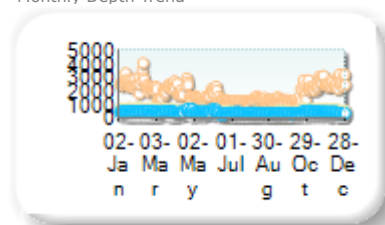
Monthly Depth Trend



### 50BPS Depth (deeper into book)

Rank	Venue	Depth (1K EUR)	Change
1	XMAD	<b>1,809.7</b>	+0.0
2	CEUX	<b>501.6</b>	+0.0
3	AQEU	<b>398.4</b>	+0.0
4	TQEX	<b>120.0</b>	+0.0
5	BATE	<b>10.7</b>	+0.0
6	CHIX	<b>10.3</b>	+0.0
7	AQXE	<b>0.4</b>	+0.0

Monthly Depth Trend



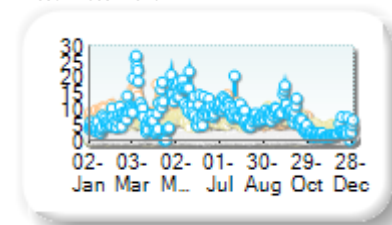
Market depth measures the amount of visible liquidity (bids and offers) in the order book within 10 or 50 BPS of mid price. The result is averaged over the stocks in the index and is based on measurements of the order book every 30 seconds. This is quoted in '000s of EUR.

## Best Prices

### At touch

Rank	Venue	Best Price (%)	Change
1	AQEU	<b>7.78</b>	-0.52
2	XMAD	<b>6.59</b>	+1.17
3	CEUX	<b>5.70</b>	+0.05
4	TQEX	<b>0.55</b>	-0.02
5	BATE	<b>0.05</b>	0.00
6	CHIX	<b>0.00</b>	0.00
7	AQXE	<b>0.00</b>	0.00
8	TRQX	<b>0.00</b>	+0.00

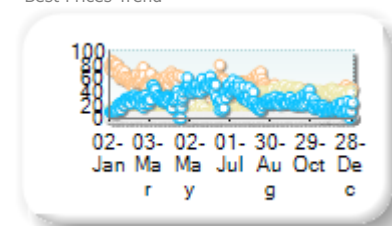
Best Prices Trend



### 25k EUR deal

Rank	Venue	Best Price (%)	Change
1	XMAD	<b>46.30</b>	+0.00
2	AQEU	<b>27.32</b>	+0.00
3	CEUX	<b>20.62</b>	+0.00
4	TQEX	<b>0.15</b>	+0.00
5	BATE	<b>0.00</b>	+0.00
6	CHIX	<b>0.00</b>	+0.00
7	TRQX	<b>0.00</b>	+0.00
8	AQXE	<b>0.00</b>	+0.00

Best Prices Trend



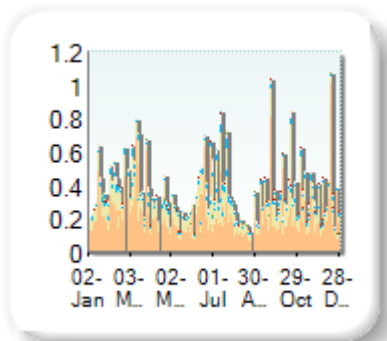
Best Price % measures how often each venue posts an absolute best price (no ties) for stocks. The result is averaged over the stocks in the index and is based on measurements of the order book every 5 seconds.



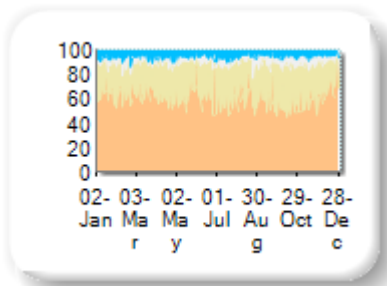
## Market Share

Rank	Venue	Market Share	Change
1	XMAD	<b>62.34%</b>	+0.00
2	CEUX	<b>27.28%</b>	+0.00
3	AQEU	<b>5.33%</b>	+0.00
4	TQEX	<b>4.84%</b>	+0.00
5	BATE	<b>0.09%</b>	+0.00
6	CHIX	<b>0.07%</b>	+0.00
7	TRQX	<b>0.04%</b>	+0.00
8	AQXE	<b>0.00%</b>	+0.00

Volume Trend



Market Share Trend



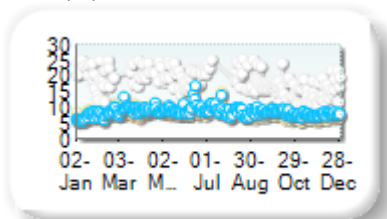
Market share is based on on-book value traded during continuous trading. The share is calculated by averaging over all stocks in the index. The current value shown is for last week and the change is relative to the previous week.

## Spreads

At touch

Rank	Venue	Spread (bps)	Change
1	XMAD	<b>7.90</b>	+0.00
2	CEUX	<b>7.99</b>	+0.00
3	AQEU	<b>8.54</b>	+0.00
4	TQEX	<b>22.77</b>	+0.00

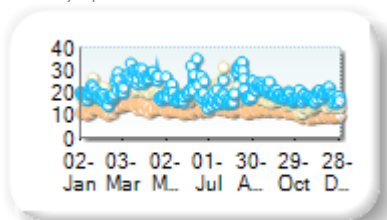
Monthly Spread Trend



25k EUR deal

Rank	Venue	Spread (bps)	Change
1	XMAD	<b>12.39</b>	+0.00
2	CEUX	<b>18.91</b>	+0.00
3	AQEU	<b>20.98</b>	+0.00
4	TQEX	<b>69.85</b>	+0.00

Monthly Spread Trend



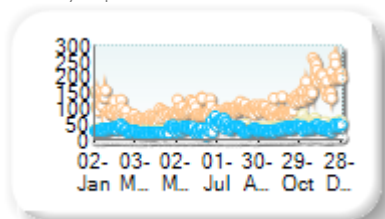
Spreads measure the bid to offer spread of the best visible orders in the book. The result is averaged over the stocks in the index and is based on measurements of the order books every 30 seconds. The value for the spread is quoted in basis points (0.01%).

## Book Depths

10BPS Depth (top of book)

Rank	Venue	Depth (1K EUR)	Change
1	XMAD	<b>104.3</b>	+0.0
2	CEUX	<b>34.7</b>	+0.0
3	AQEU	<b>33.3</b>	+0.0
4	TQEX	<b>3.5</b>	+0.0
5	CHIX	<b>2.5</b>	+0.0
6	BATE	<b>2.1</b>	+0.0
7	AQXE	<b>0.4</b>	+0.0

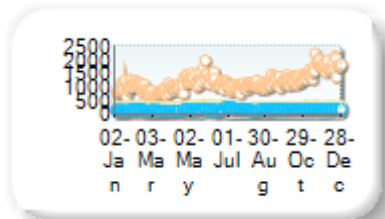
Monthly Depth Trend



50BPS Depth (deeper into book)

Rank	Venue	Depth (1K EUR)	Change
1	XMAD	<b>1,170.6</b>	+0.0
2	CEUX	<b>234.4</b>	+0.0
3	AQEU	<b>142.3</b>	+0.0
4	TQEX	<b>49.8</b>	+0.0
5	CHIX	<b>14.9</b>	+0.0
6	BATE	<b>5.3</b>	+0.0
7	AQXE	<b>0.4</b>	+0.0

Monthly Depth Trend



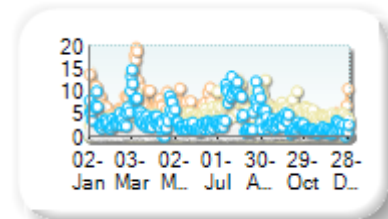
Market depth measures the amount of visible liquidity (bids and offers) in the order book within 10 or 50 BPS of mid price. The result is averaged over the stocks in the index and is based on measurements of the order book every 30 seconds. This is quoted in '000s of EUR.

## Best Prices

At touch

Rank	Venue	Best Price (%)	Change
1	XMAD	<b>5.52</b>	-0.05
2	CEUX	<b>4.76</b>	+0.01
3	AQEU	<b>3.57</b>	-0.13
4	TQEX	<b>0.60</b>	-0.02
5	BATE	<b>0.00</b>	+0.00
6	CHIX	<b>0.00</b>	+0.00
7	TRQX	<b>0.00</b>	+0.00
8	AQXE	<b>0.00</b>	+0.00

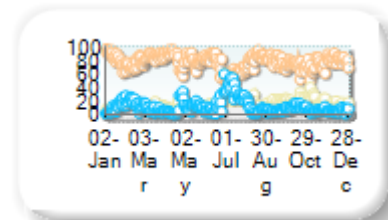
Best Prices Trend



25k EUR deal

Rank	Venue	Best Price (%)	Change
1	XMAD	<b>77.48</b>	+0.00
2	CEUX	<b>10.90</b>	+0.00
3	AQEU	<b>10.70</b>	+0.00
4	TQEX	<b>0.04</b>	+0.00
5	CHIX	<b>0.00</b>	+0.00
6	TRQX	<b>0.00</b>	+0.00
7	BATE	<b>0.00</b>	+0.00
8	AQXE	<b>0.00</b>	+0.00

Best Prices Trend

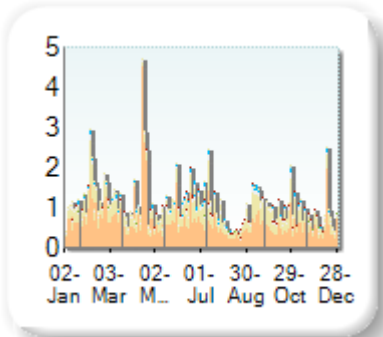


Best Price % measures how often each venue posts an absolute best price (no ties) for stocks. The result is averaged over the stocks in the index and is based on measurements of the order book every 5 seconds.

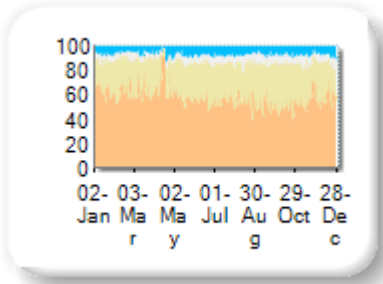
## Market Share

Rank	Venue	Market Share	Change
1	XMAD	<b>60.16%</b>	+0.00
2	CEUX	<b>28.03%</b>	+0.00
3	TQEX	<b>5.82%</b>	+0.00
4	AQEU	<b>5.61%</b>	+0.00
5	BATE	<b>0.17%</b>	+0.00
6	TRQX	<b>0.10%</b>	+0.00
7	CHIX	<b>0.10%</b>	+0.00
8	AQXE	<b>0.01%</b>	+0.00

Volume Trend



Market Share Trend



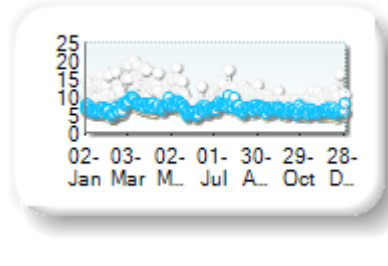
Market share is based on on-book value traded during continuous trading. The share is calculated by averaging over all stocks in the index. The current value shown is for last week and the change is relative to the previous week.

## Spreads

At touch

Rank	Venue	Spread (bps)	Change
1	CEUX	<b>6.30</b>	+0.00
2	XMAD	<b>6.42</b>	+0.00
3	AQEU	<b>6.79</b>	+0.00
4	TQEX	<b>11.42</b>	+0.00
5	CHIX	<b>177.87</b>	+0.00
6	BATE	<b>259.74</b>	+0.00

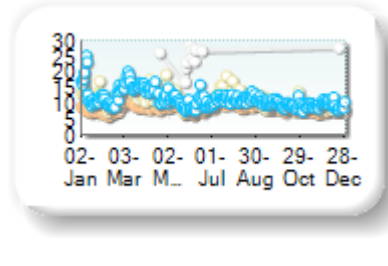
Monthly Spread Trend



25k EUR deal

Rank	Venue	Spread (bps)	Change
1	XMAD	<b>8.47</b>	+0.00
2	CEUX	<b>11.07</b>	+0.00
3	AQEU	<b>11.23</b>	+0.00
4	TQEX	<b>46.19</b>	+0.00
5	CHIX	<b>181.48</b>	+0.00

Monthly Spread Trend



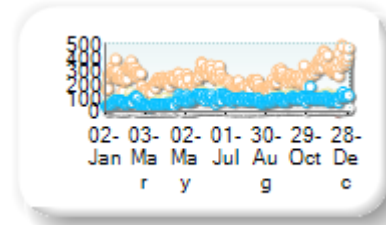
Spreads measure the bid to offer spread of the best visible orders in the book. The result is averaged over the stocks in the index and is based on measurements of the order books every 30 seconds. The value for the spread is quoted in basis points (0.01%).

## Book Depths

10BPS Depth (top of book)

Rank	Venue	Depth (1K EUR)	Change
1	XMAD	<b>245.0</b>	+0.0
2	CEUX	<b>83.3</b>	+0.0
3	AQEU	<b>81.2</b>	+0.0
4	TQEX	<b>15.3</b>	+0.0
5	BATE	<b>6.8</b>	+0.0
6	AQXE	<b>0.3</b>	+0.0
7	CHIX	<b>0.1</b>	+0.0

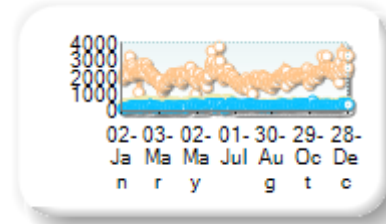
Monthly Depth Trend



50BPS Depth (deeper into book)

Rank	Venue	Depth (1K EUR)	Change
1	XMAD	<b>2,078.9</b>	+0.0
2	CEUX	<b>405.3</b>	+0.0
3	AQEU	<b>281.4</b>	+0.0
4	TQEX	<b>82.2</b>	+0.0
5	BATE	<b>10.0</b>	+0.0
6	CHIX	<b>2.0</b>	+0.0
7	AQXE	<b>0.3</b>	+0.0

Monthly Depth Trend



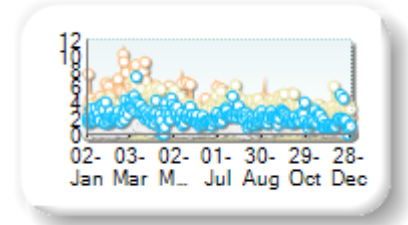
Market depth measures the amount of visible liquidity (bids and offers) in the order book within 10 or 50 BPS of mid price. The result is averaged over the stocks in the index and is based on measurements of the order book every 30 seconds. This is quoted in '000s of EUR.

## Best Prices

At touch

Rank	Venue	Best Price (%)	Change
1	XMAD	<b>3.57</b>	+0.13
2	CEUX	<b>3.35</b>	-0.10
3	AQEU	<b>2.16</b>	+0.08
4	TQEX	<b>0.68</b>	+0.01
5	BATE	<b>0.04</b>	+0.01
6	CHIX	<b>0.00</b>	+0.00
7	TRQX	<b>0.00</b>	+0.00
8	AQXE	<b>0.00</b>	+0.00

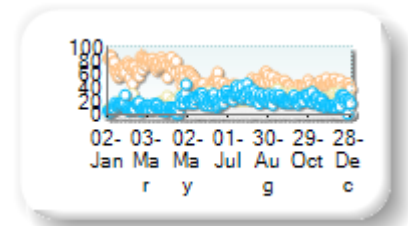
Best Prices Trend



25k EUR deal

Rank	Venue	Best Price (%)	Change
1	XMAD	<b>50.73</b>	+0.00
2	AQEU	<b>18.15</b>	+0.00
3	CEUX	<b>16.77</b>	+0.00
4	TQEX	<b>0.40</b>	+0.00
5	BATE	<b>0.01</b>	+0.00
6	CHIX	<b>0.00</b>	+0.00
7	TRQX	<b>0.00</b>	+0.00
8	AQXE	<b>0.00</b>	+0.00

Best Prices Trend

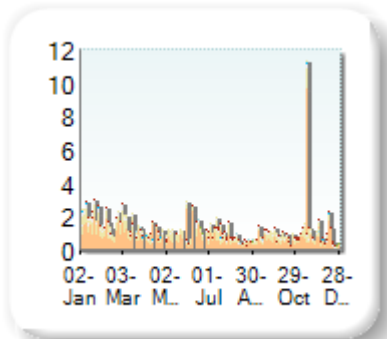


Best Price % measures how often each venue posts an absolute best price (no ties) for stocks. The result is averaged over the stocks in the index and is based on measurements of the order book every 5 seconds.

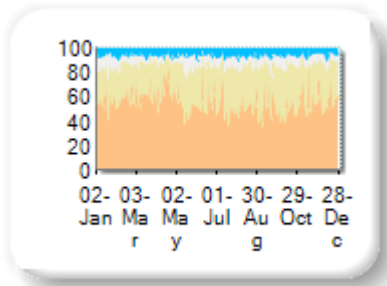
### Market Share

Rank	Venue	Market Share	Change
1	XMAD	<b>59.82%</b>	+0.00
2	CEUX	<b>27.60%</b>	+0.00
3	TQEX	<b>6.98%</b>	+0.00
4	AQEU	<b>5.19%</b>	+0.00
5	BATE	<b>0.20%</b>	+0.00
6	TRQX	<b>0.11%</b>	+0.00
7	CHIX	<b>0.09%</b>	+0.00
8	AQXE	<b>0.01%</b>	+0.00

Volume Trend



Market Share Trend



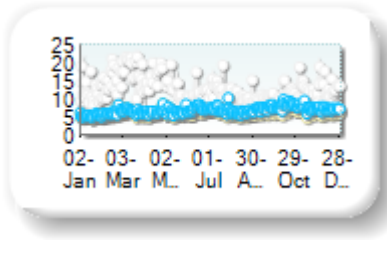
Market share is based on on-book value traded during continuous trading. The share is calculated by averaging over all stocks in the index. The current value shown is for last week and the change is relative to the previous week.

### Spreads

At touch

Rank	Venue	Spread (bps)	Change
1	CEUX	<b>6.04</b>	+0.00
2	XMAD	<b>6.53</b>	+0.00
3	AQEU	<b>6.78</b>	+0.00
4	TQEX	<b>13.21</b>	+0.00
5	BATE	<b>295.61</b>	+0.00
6	AQXE	<b>501.00</b>	+0.00

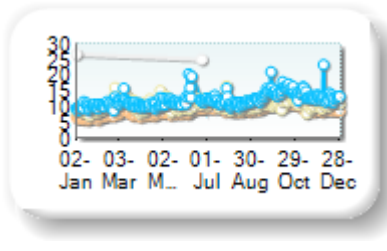
Monthly Spread Trend



25k EUR deal

Rank	Venue	Spread (bps)	Change
1	XMAD	<b>8.66</b>	+0.00
2	CEUX	<b>10.76</b>	+0.00
3	AQEU	<b>12.28</b>	+0.00
4	TQEX	<b>83.08</b>	+0.00

Monthly Spread Trend



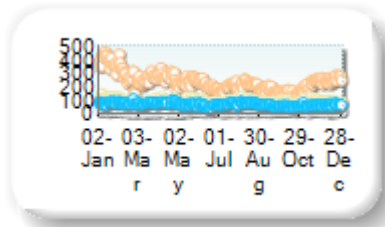
Spreads measure the bid to offer spread of the best visible orders in the book. The result is averaged over the stocks in the index and is based on measurements of the order books every 30 seconds. The value for the spread is quoted in basis points (0.01%).

### Book Depths

10BPS Depth (top of book)

Rank	Venue	Depth (1K EUR)	Change
1	XMAD	<b>233.2</b>	+0.0
2	CEUX	<b>85.4</b>	+0.0
3	AQEU	<b>65.1</b>	+0.0
4	TQEX	<b>16.3</b>	+0.0
5	CHIX	<b>8.0</b>	+0.0
6	BATE	<b>6.2</b>	+0.0
7	AQXE	<b>0.3</b>	+0.0

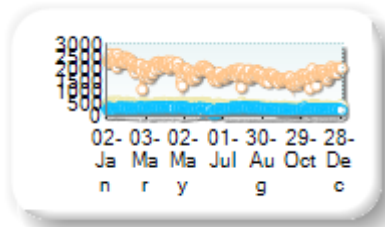
Monthly Depth Trend



50BPS Depth (deeper into book)

Rank	Venue	Depth (1K EUR)	Change
1	XMAD	<b>1,805.4</b>	+0.0
2	CEUX	<b>420.4</b>	+0.0
3	AQEU	<b>273.5</b>	+0.0
4	TQEX	<b>69.5</b>	+0.0
5	BATE	<b>10.8</b>	+0.0
6	CHIX	<b>2.9</b>	+0.0
7	AQXE	<b>0.3</b>	+0.0

Monthly Depth Trend



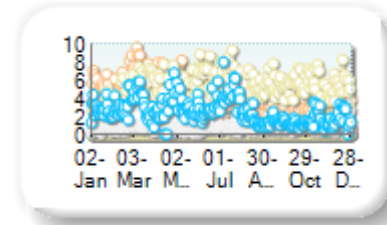
Market depth measures the amount of visible liquidity (bids and offers) in the order book within 10 or 50 BPS of mid price. The result is averaged over the stocks in the index and is based on measurements of the order book every 30 seconds. This is quoted in '000s of EUR.

### Best Prices

At touch

Rank	Venue	Best Price (%)	Change
1	CEUX	<b>5.24</b>	+0.01
2	XMAD	<b>3.85</b>	+0.06
3	AQEU	<b>2.50</b>	-0.15
4	TQEX	<b>0.70</b>	+0.01
5	BATE	<b>0.04</b>	-0.02
6	CHIX	<b>0.00</b>	0.00
7	TRQX	<b>0.00</b>	+0.00
8	AQXE	<b>0.00</b>	+0.00

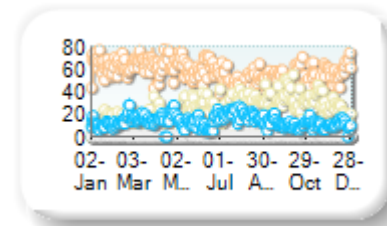
Best Prices Trend



25k EUR deal

Rank	Venue	Best Price (%)	Change
1	XMAD	<b>57.36</b>	+0.00
2	CEUX	<b>23.55</b>	+0.00
3	AQEU	<b>13.56</b>	+0.00
4	TQEX	<b>0.34</b>	+0.00
5	BATE	<b>0.02</b>	+0.00
6	CHIX	<b>0.00</b>	+0.00
7	TRQX	<b>0.00</b>	+0.00
8	AQXE	<b>0.00</b>	+0.00

Best Prices Trend

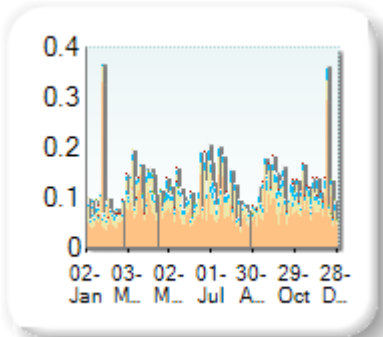


Best Price % measures how often each venue posts an absolute best price (no ties) for stocks. The result is averaged over the stocks in the index and is based on measurements of the order book every 5 seconds.

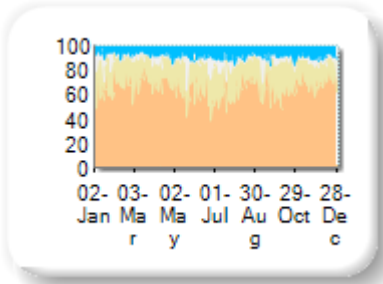
### Market Share

Rank	Venue	Market Share	Change
1	XMAD	<b>65.91%</b>	+0.00
2	CEUX	<b>21.92%</b>	+0.00
3	AQEU	<b>7.85%</b>	+0.00
4	TQEX	<b>4.16%</b>	+0.00
5	BATE	<b>0.10%</b>	+0.00
6	CHIX	<b>0.03%</b>	+0.00
7	TRQX	<b>0.02%</b>	+0.00
8	AQXE	<b>0.00%</b>	+0.00

Volume Trend



Market Share Trend



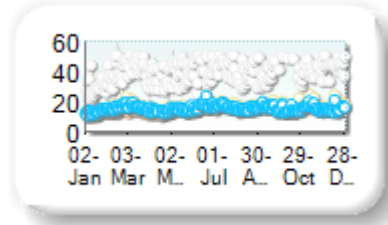
Market share is based on on-book value traded during continuous trading. The share is calculated by averaging over all stocks in the index. The current value shown is for last week and the change is relative to the previous week.

### Spreads

At touch

Rank	Venue	Spread (bps)	Change
1	XMAD	<b>15.06</b>	+0.00
2	AQEU	<b>15.51</b>	+0.00
3	CEUX	<b>16.37</b>	+0.00
4	TQEX	<b>42.26</b>	+0.00
5	AQXE	<b>501.00</b>	+0.00

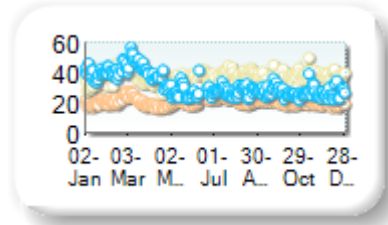
Monthly Spread Trend



25k EUR deal

Rank	Venue	Spread (bps)	Change
1	XMAD	<b>20.84</b>	+0.00
2	AQEU	<b>31.57</b>	+0.00
3	CEUX	<b>36.93</b>	+0.00
4	TQEX	<b>109.35</b>	+0.00

Monthly Spread Trend



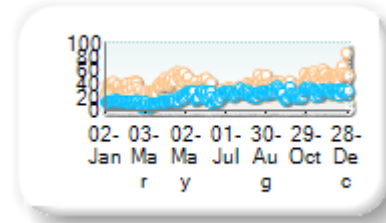
Spreads measure the bid to offer spread of the best visible orders in the book. The result is averaged over the stocks in the index and is based on measurements of the order books every 30 seconds. The value for the spread is quoted in basis points (0.01%).

### Book Depths

10BPS Depth (top of book)

Rank	Venue	Depth (1K EUR)	Change
1	XMAD	<b>36.2</b>	+0.0
2	AQEU	<b>20.5</b>	+0.0
3	CEUX	<b>11.2</b>	+0.0
4	BATE	<b>3.8</b>	+0.0
5	TQEX	<b>1.3</b>	+0.0
6	AQXE	<b>0.2</b>	+0.0

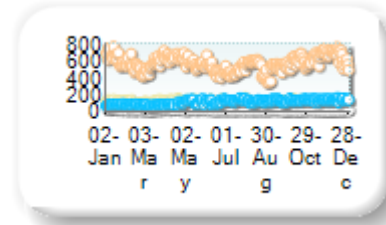
Monthly Depth Trend



50BPS Depth (deeper into book)

Rank	Venue	Depth (1K EUR)	Change
1	XMAD	<b>570.4</b>	+0.0
2	CEUX	<b>112.7</b>	+0.0
3	AQEU	<b>107.8</b>	+0.0
4	TQEX	<b>20.2</b>	+0.0
5	BATE	<b>3.5</b>	+0.0
6	AQXE	<b>0.2</b>	+0.0

Monthly Depth Trend



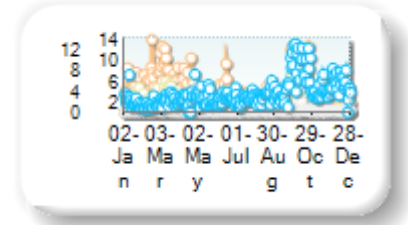
Market depth measures the amount of visible liquidity (bids and offers) in the order book within 10 or 50 BPS of mid price. The result is averaged over the stocks in the index and is based on measurements of the order book every 30 seconds. This is quoted in '000s of EUR.

### Best Prices

At touch

Rank	Venue	Best Price (%)	Change
1	XMAD	<b>3.83</b>	+0.35
2	AQEU	<b>3.46</b>	-0.21
3	CEUX	<b>2.06</b>	-0.03
4	TQEX	<b>0.21</b>	+0.03
5	BATE	<b>0.01</b>	-0.01
6	CHIX	<b>0.00</b>	0.00
7	TRQX	<b>0.00</b>	+0.00
8	AQXE	<b>0.00</b>	+0.00

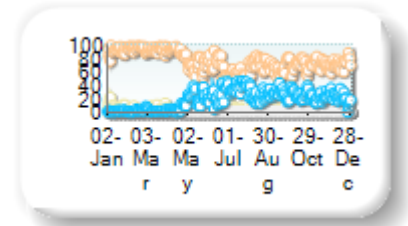
Best Prices Trend



25k EUR deal

Rank	Venue	Best Price (%)	Change
1	XMAD	<b>75.83</b>	+0.00
2	AQEU	<b>18.40</b>	+0.00
3	CEUX	<b>3.76</b>	+0.00
4	TQEX	<b>0.02</b>	+0.00
5	CHIX	<b>0.00</b>	+0.00
6	TRQX	<b>0.00</b>	+0.00
7	BATE	<b>0.00</b>	+0.00
8	AQXE	<b>0.00</b>	+0.00

Best Prices Trend

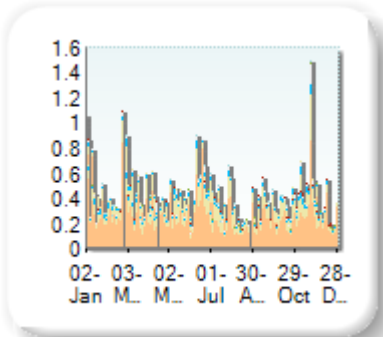


Best Price % measures how often each venue posts an absolute best price (no ties) for stocks. The result is averaged over the stocks in the index and is based on measurements of the order book every 5 seconds.

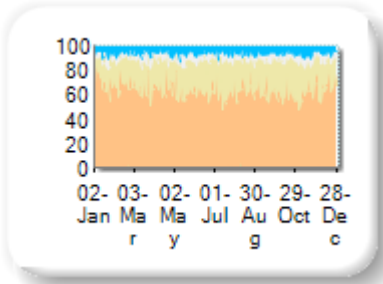
### Market Share

Rank	Venue	Market Share	Change
1	XMAD	<b>65.76%</b>	+0.00
2	CEUX	<b>23.20%</b>	+0.00
3	AQEU	<b>5.78%</b>	+0.00
4	TQEX	<b>4.92%</b>	+0.00
5	BATE	<b>0.19%</b>	+0.00
6	CHIX	<b>0.08%</b>	+0.00
7	TRQX	<b>0.07%</b>	+0.00
8	AQXE	<b>0.00%</b>	+0.00

Volume Trend



Market Share Trend



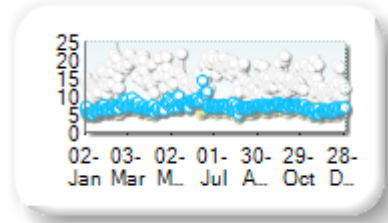
Market share is based on on-book value traded during continuous trading. The share is calculated by averaging over all stocks in the index. The current value shown is for last week and the change is relative to the previous week.

### Spreads

At touch

Rank	Venue	Spread (bps)	Change
1	CEUX	<b>6.51</b>	+0.00
2	XMAD	<b>6.63</b>	+0.00
3	AQEU	<b>7.10</b>	+0.00
4	TQEX	<b>16.39</b>	+0.00
5	BATE	<b>310.66</b>	+0.00
6	AQXE	<b>497.80</b>	+0.00
7	CHIX	<b>500.91</b>	+0.00
8	TRQX	<b>501.00</b>	+0.00

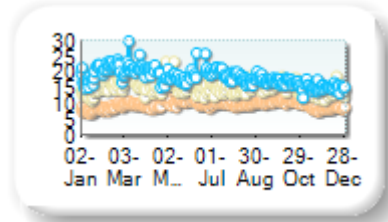
Monthly Spread Trend



25k EUR deal

Rank	Venue	Spread (bps)	Change
1	XMAD	<b>9.59</b>	+0.00
2	CEUX	<b>15.40</b>	+0.00
3	AQEU	<b>18.57</b>	+0.00
4	TQEX	<b>67.85</b>	+0.00
5	BATE	<b>209.65</b>	+0.00

Monthly Spread Trend



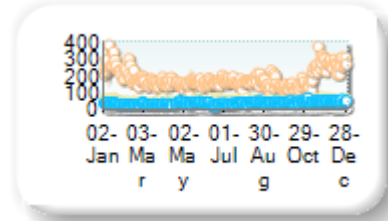
Spreads measure the bid to offer spread of the best visible orders in the book. The result is averaged over the stocks in the index and is based on measurements of the order books every 30 seconds. The value for the spread is quoted in basis points (0.01%).

### Book Depths

10BPS Depth (top of book)

Rank	Venue	Depth (1K EUR)	Change
1	XMAD	<b>180.9</b>	+0.0
2	CEUX	<b>45.1</b>	+0.0
3	AQEU	<b>36.1</b>	+0.0
4	TQEX	<b>7.5</b>	+0.0
5	BATE	<b>0.7</b>	+0.0
6	AQXE	<b>0.2</b>	+0.0
7	CHIX	<b>0.1</b>	+0.0

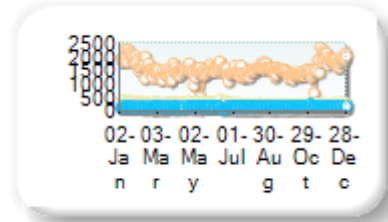
Monthly Depth Trend



50BPS Depth (deeper into book)

Rank	Venue	Depth (1K EUR)	Change
1	XMAD	<b>1,545.3</b>	+0.0
2	CEUX	<b>258.3</b>	+0.0
3	AQEU	<b>147.1</b>	+0.0
4	TQEX	<b>66.5</b>	+0.0
5	BATE	<b>9.6</b>	+0.0
6	CHIX	<b>5.3</b>	+0.0
7	AQXE	<b>0.5</b>	+0.0

Monthly Depth Trend



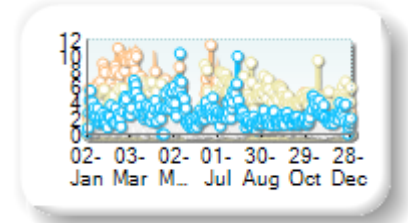
Market depth measures the amount of visible liquidity (bids and offers) in the order book within 10 or 50 BPS of mid price. The result is averaged over the stocks in the index and is based on measurements of the order book every 30 seconds. This is quoted in '000s of EUR.

### Best Prices

At touch

Rank	Venue	Best Price (%)	Change
1	CEUX	<b>4.25</b>	+0.03
2	XMAD	<b>4.04</b>	+0.06
3	AQEU	<b>2.65</b>	-0.10
4	TQEX	<b>0.66</b>	+0.01
5	BATE	<b>0.03</b>	-0.01
6	CHIX	<b>0.00</b>	+0.00
7	AQXE	<b>0.00</b>	+0.00
8	TRQX	<b>0.00</b>	+0.00

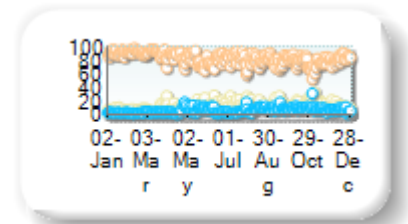
Best Prices Trend



25k EUR deal

Rank	Venue	Best Price (%)	Change
1	XMAD	<b>83.20</b>	+0.00
2	CEUX	<b>10.60</b>	+0.00
3	AQEU	<b>5.20</b>	+0.00
4	TQEX	<b>0.07</b>	+0.00
5	BATE	<b>0.00</b>	+0.00
6	CHIX	<b>0.00</b>	+0.00
7	TRQX	<b>0.00</b>	+0.00
8	AQXE	<b>0.00</b>	+0.00

Best Prices Trend

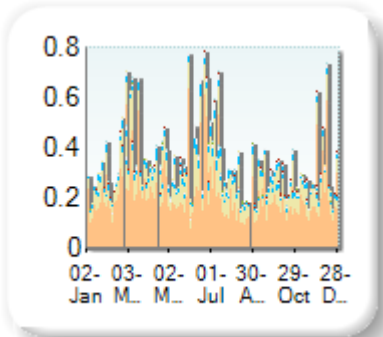


Best Price % measures how often each venue posts an absolute best price (no ties) for stocks. The result is averaged over the stocks in the index and is based on measurements of the order book every 5 seconds.

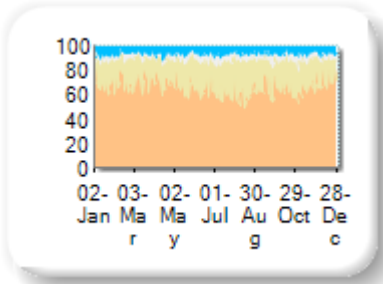
### Market Share

Rank	Venue	Market Share	Change
1	XMAD	<b>66.95%</b>	+0.00
2	CEUX	<b>22.71%</b>	+0.00
3	AQEU	<b>5.76%</b>	+0.00
4	TQEX	<b>4.33%</b>	+0.00
5	BATE	<b>0.12%</b>	+0.00
6	CHIX	<b>0.07%</b>	+0.00
7	TRQX	<b>0.04%</b>	+0.00
8	AQXE	<b>0.01%</b>	+0.00

Volume Trend



Market Share Trend



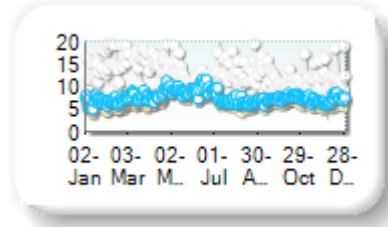
Market share is based on on-book value traded during continuous trading. The share is calculated by averaging over all stocks in the index. The current value shown is for last week and the change is relative to the previous week.

### Spreads

At touch

Rank	Venue	Spread (bps)	Change
1	CEUX	<b>7.01</b>	+0.00
2	XMAD	<b>7.07</b>	+0.00
3	AQEU	<b>7.61</b>	+0.00
4	TQEX	<b>13.89</b>	+0.00
5	BATE	<b>379.65</b>	+0.00

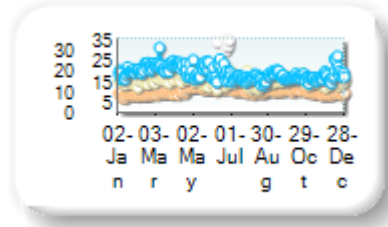
Monthly Spread Trend



25k EUR deal

Rank	Venue	Spread (bps)	Change
1	XMAD	<b>10.31</b>	+0.00
2	CEUX	<b>15.96</b>	+0.00
3	AQEU	<b>18.97</b>	+0.00
4	TQEX	<b>55.70</b>	+0.00

Monthly Spread Trend



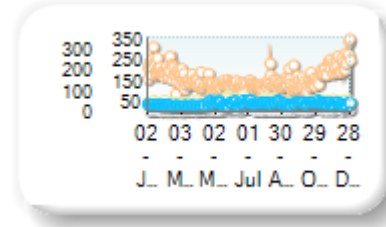
Spreads measure the bid to offer spread of the best visible orders in the book. The result is averaged over the stocks in the index and is based on measurements of the order books every 30 seconds. The value for the spread is quoted in basis points (0.01%).

### Book Depths

10BPS Depth (top of book)

Rank	Venue	Depth (1K EUR)	Change
1	XMAD	<b>156.1</b>	+0.0
2	CEUX	<b>44.6</b>	+0.0
3	AQEU	<b>37.4</b>	+0.0
4	TQEX	<b>10.1</b>	+0.0
5	CHIX	<b>0.7</b>	+0.0
6	BATE	<b>0.7</b>	+0.0
7	AQXE	<b>0.2</b>	+0.0

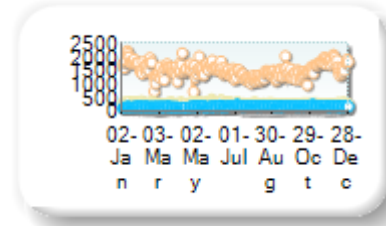
Monthly Depth Trend



50BPS Depth (deeper into book)

Rank	Venue	Depth (1K EUR)	Change
1	XMAD	<b>1,506.3</b>	+0.0
2	CEUX	<b>255.0</b>	+0.0
3	AQEU	<b>148.0</b>	+0.0
4	TQEX	<b>73.4</b>	+0.0
5	CHIX	<b>17.2</b>	+0.0
6	BATE	<b>14.1</b>	+0.0
7	AQXE	<b>0.3</b>	+0.0

Monthly Depth Trend



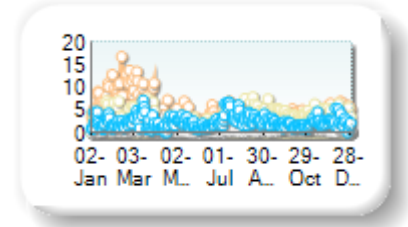
Market depth measures the amount of visible liquidity (bids and offers) in the order book within 10 or 50 BPS of mid price. The result is averaged over the stocks in the index and is based on measurements of the order book every 30 seconds. This is quoted in '000s of EUR.

### Best Prices

At touch

Rank	Venue	Best Price (%)	Change
1	XMAD	<b>4.42</b>	+0.09
2	CEUX	<b>3.46</b>	+0.13
3	AQEU	<b>2.25</b>	-0.20
4	TQEX	<b>0.54</b>	+0.02
5	BATE	<b>0.01</b>	+0.00
6	CHIX	<b>0.00</b>	0.00
7	TRQX	<b>0.00</b>	+0.00
8	AQXE	<b>0.00</b>	+0.00

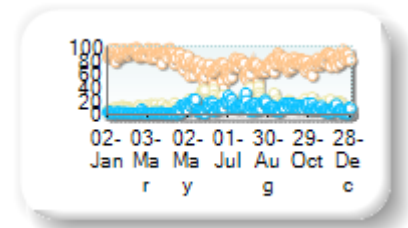
Best Prices Trend



25k EUR deal

Rank	Venue	Best Price (%)	Change
1	XMAD	<b>78.05</b>	+0.00
2	CEUX	<b>12.30</b>	+0.00
3	AQEU	<b>7.57</b>	+0.00
4	TQEX	<b>0.08</b>	+0.00
5	CHIX	<b>0.00</b>	+0.00
6	TRQX	<b>0.00</b>	+0.00
7	BATE	<b>0.00</b>	+0.00
8	AQXE	<b>0.00</b>	+0.00

Best Prices Trend

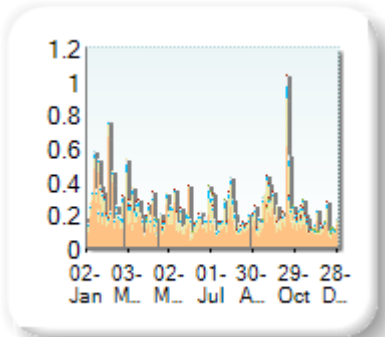


Best Price % measures how often each venue posts an absolute best price (no ties) for stocks. The result is averaged over the stocks in the index and is based on measurements of the order book every 5 seconds.

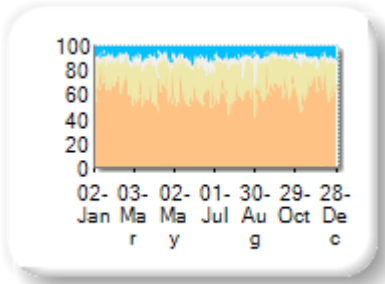
### Market Share

Rank	Venue	Market Share	Change
1	XMAD	<b>63.94%</b>	+0.00
2	CEUX	<b>23.83%</b>	+0.00
3	AQEU	<b>6.66%</b>	+0.00
4	TQEX	<b>5.28%</b>	+0.00
5	BATE	<b>0.15%</b>	+0.00
6	TRQX	<b>0.07%</b>	+0.00
7	CHIX	<b>0.06%</b>	+0.00
8	AQXE	<b>0.01%</b>	+0.00

Volume Trend



Market Share Trend



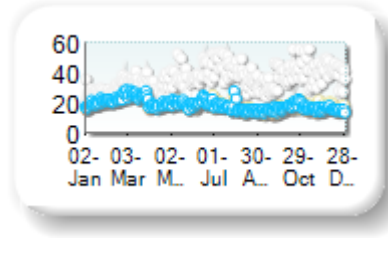
Market share is based on on-book value traded during continuous trading. The share is calculated by averaging over all stocks in the index. The current value shown is for last week and the change is relative to the previous week.

### Spreads

At touch

Rank	Venue	Spread (bps)	Change
1	XMAD	<b>17.86</b>	+0.00
2	AQEU	<b>18.61</b>	+0.00
3	CEUX	<b>18.91</b>	+0.00
4	TQEX	<b>36.78</b>	+0.00
5	BATE	<b>306.32</b>	+0.00
6	AQXE	<b>501.00</b>	+0.00

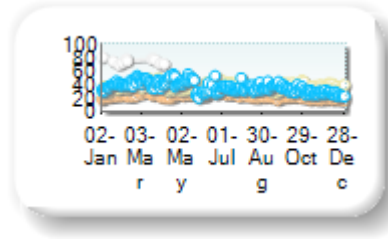
Monthly Spread Trend



25k EUR deal

Rank	Venue	Spread (bps)	Change
1	XMAD	<b>23.30</b>	+0.00
2	AQEU	<b>35.72</b>	+0.00
3	CEUX	<b>36.65</b>	+0.00
4	TQEX	<b>88.78</b>	+0.00

Monthly Spread Trend



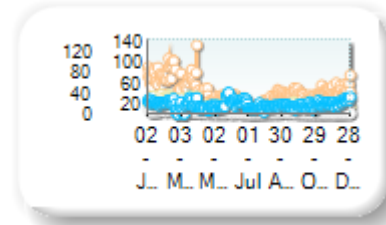
Spreads measure the bid to offer spread of the best visible orders in the book. The result is averaged over the stocks in the index and is based on measurements of the order books every 30 seconds. The value for the spread is quoted in basis points (0.01%).

### Book Depths

10BPS Depth (top of book)

Rank	Venue	Depth (1K EUR)	Change
1	XMAD	<b>39.6</b>	+0.0
2	AQEU	<b>17.5</b>	+0.0
3	CEUX	<b>13.3</b>	+0.0
4	TQEX	<b>2.4</b>	+0.0
5	CHIX	<b>0.8</b>	+0.0
6	AQXE	<b>0.3</b>	+0.0
7	BATE	<b>0.2</b>	+0.0

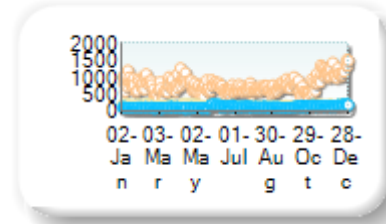
Monthly Depth Trend



50BPS Depth (deeper into book)

Rank	Venue	Depth (1K EUR)	Change
1	XMAD	<b>748.3</b>	+0.0
2	CEUX	<b>134.3</b>	+0.0
3	AQEU	<b>100.5</b>	+0.0
4	TQEX	<b>26.4</b>	+0.0
5	BATE	<b>3.5</b>	+0.0
6	CHIX	<b>0.7</b>	+0.0
7	AQXE	<b>0.3</b>	+0.0

Monthly Depth Trend



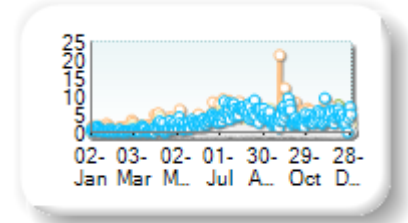
Market depth measures the amount of visible liquidity (bids and offers) in the order book within 10 or 50 BPS of mid price. The result is averaged over the stocks in the index and is based on measurements of the order book every 30 seconds. This is quoted in '000s of EUR.

### Best Prices

At touch

Rank	Venue	Best Price (%)	Change
1	XMAD	<b>3.39</b>	+0.91
2	AQEU	<b>2.95</b>	-0.23
3	CEUX	<b>2.18</b>	-0.03
4	TQEX	<b>0.22</b>	+0.01
5	BATE	<b>0.05</b>	-0.03
6	CHIX	<b>0.00</b>	+0.00
7	TRQX	<b>0.00</b>	+0.00
8	AQXE	<b>0.00</b>	+0.00

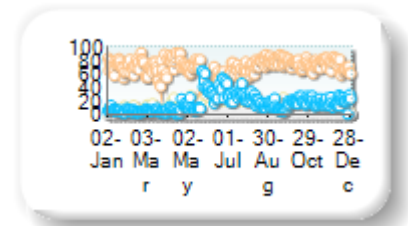
Best Prices Trend



25k EUR deal

Rank	Venue	Best Price (%)	Change
1	XMAD	<b>69.58</b>	+0.00
2	AQEU	<b>15.81</b>	+0.00
3	CEUX	<b>6.88</b>	+0.00
4	TQEX	<b>0.11</b>	+0.00
5	CHIX	<b>0.00</b>	+0.00
6	TRQX	<b>0.00</b>	+0.00
7	BATE	<b>0.00</b>	+0.00
8	AQXE	<b>0.00</b>	+0.00

Best Prices Trend

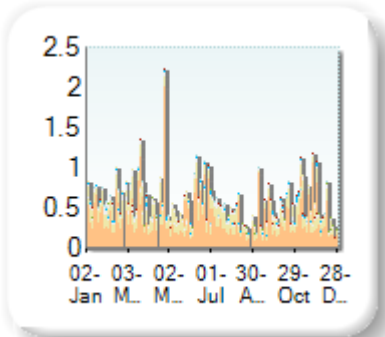


Best Price % measures how often each venue posts an absolute best price (no ties) for stocks. The result is averaged over the stocks in the index and is based on measurements of the order book every 5 seconds.

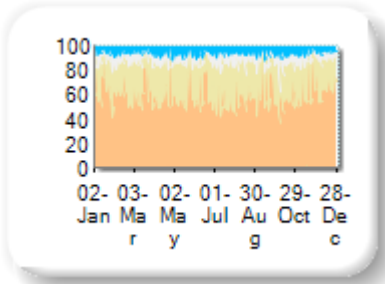
### Market Share

Rank	Venue	Market Share	Change
1	XMAD	<b>62.76%</b>	+0.00
2	CEUX	<b>24.96%</b>	+0.00
3	TQEX	<b>6.45%</b>	+0.00
4	AQEU	<b>5.56%</b>	+0.00
5	BATE	<b>0.14%</b>	+0.00
6	CHIX	<b>0.08%</b>	+0.00
7	TRQX	<b>0.05%</b>	+0.00
8	AQXE	<b>0.00%</b>	+0.00

Volume Trend



Market Share Trend



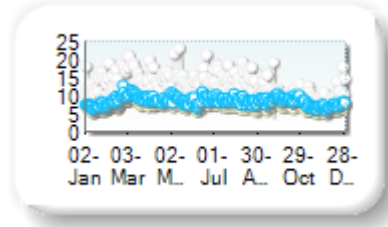
Market share is based on on-book value traded during continuous trading. The share is calculated by averaging over all stocks in the index. The current value shown is for last week and the change is relative to the previous week.

### Spreads

At touch

Rank	Venue	Spread (bps)	Change
1	CEUX	<b>7.61</b>	+0.00
2	XMAD	<b>8.05</b>	+0.00
3	AQEU	<b>8.57</b>	+0.00
4	TQEX	<b>13.23</b>	+0.00
5	BATE	<b>139.46</b>	+0.00

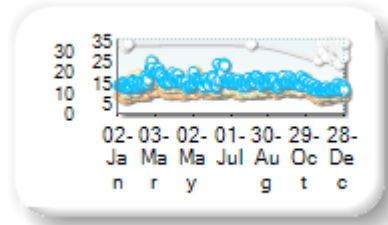
Monthly Spread Trend



25k EUR deal

Rank	Venue	Spread (bps)	Change
1	XMAD	<b>10.39</b>	+0.00
2	CEUX	<b>13.59</b>	+0.00
3	AQEU	<b>15.20</b>	+0.00
4	TQEX	<b>44.49</b>	+0.00
5	BATE	<b>166.92</b>	+0.00

Monthly Spread Trend



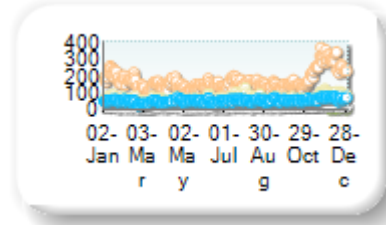
Spreads measure the bid to offer spread of the best visible orders in the book. The result is averaged over the stocks in the index and is based on measurements of the order books every 30 seconds. The value for the spread is quoted in basis points (0.01%).

### Book Depths

10BPS Depth (top of book)

Rank	Venue	Depth (1K EUR)	Change
1	XMAD	<b>164.8</b>	+0.0
2	CEUX	<b>60.1</b>	+0.0
3	AQEU	<b>49.1</b>	+0.0
4	TQEX	<b>13.7</b>	+0.0
5	BATE	<b>1.2</b>	+0.0
6	CHIX	<b>1.0</b>	+0.0
7	AQXE	<b>0.3</b>	+0.0

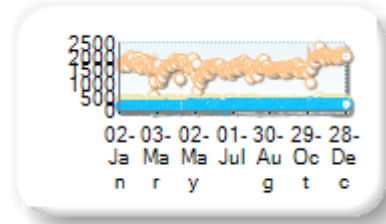
Monthly Depth Trend



50BPS Depth (deeper into book)

Rank	Venue	Depth (1K EUR)	Change
1	XMAD	<b>1,660.0</b>	+0.0
2	CEUX	<b>325.4</b>	+0.0
3	AQEU	<b>200.5</b>	+0.0
4	TQEX	<b>85.9</b>	+0.0
5	BATE	<b>14.5</b>	+0.0
6	CHIX	<b>4.6</b>	+0.0
7	AQXE	<b>0.3</b>	+0.0

Monthly Depth Trend



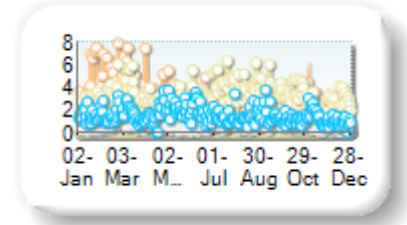
Market depth measures the amount of visible liquidity (bids and offers) in the order book within 10 or 50 BPS of mid price. The result is averaged over the stocks in the index and is based on measurements of the order book every 30 seconds. This is quoted in '000s of EUR.

### Best Prices

At touch

Rank	Venue	Best Price (%)	Change
1	CEUX	<b>3.13</b>	-0.10
2	XMAD	<b>2.56</b>	-0.17
3	AQEU	<b>1.48</b>	-0.07
4	TQEX	<b>0.53</b>	+0.01
5	BATE	<b>0.02</b>	-0.01
6	CHIX	<b>0.00</b>	0.00
7	TRQX	<b>0.00</b>	+0.00
8	AQXE	<b>0.00</b>	+0.00

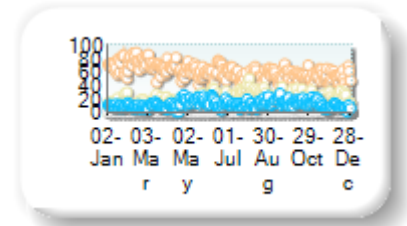
Best Prices Trend



25k EUR deal

Rank	Venue	Best Price (%)	Change
1	XMAD	<b>59.38</b>	+0.00
2	CEUX	<b>18.33</b>	+0.00
3	AQEU	<b>11.39</b>	+0.00
4	TQEX	<b>0.39</b>	+0.00
5	BATE	<b>0.00</b>	+0.00
6	CHIX	<b>0.00</b>	+0.00
7	TRQX	<b>0.00</b>	+0.00
8	AQXE	<b>0.00</b>	+0.00

Best Prices Trend



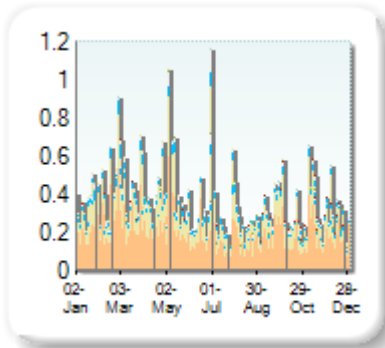
Best Price % measures how often each venue posts an absolute best price (no ties) for stocks. The result is averaged over the stocks in the index and is based on measurements of the order book every 5 seconds.



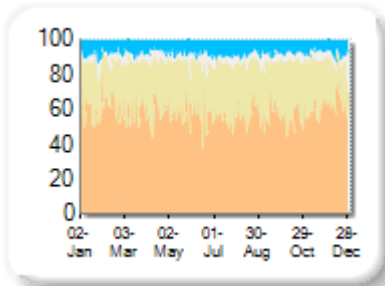
## Market Share

Rank	Venue	Market Share	Change
1	XMAD	<b>58.92%</b>	+0.00
2	CEUX	<b>29.09%</b>	+0.00
3	AQEU	<b>7.03%</b>	+0.00
4	TQEX	<b>4.55%</b>	+0.00
5	BATE	<b>0.18%</b>	+0.00
6	CHIX	<b>0.14%</b>	+0.00
7	TRQX	<b>0.09%</b>	+0.00
8	AQXE	<b>0.00%</b>	+0.00

Volume Trend



Market Share Trend



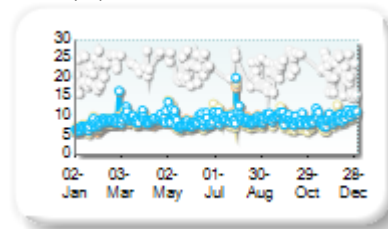
Market share is based on on-book value traded during continuous trading. The share is calculated by averaging over all stocks in the index. The current value shown is for last week and the change is relative to the previous week.

## Spreads

At touch

Rank	Venue	Spread (bps)	Change
1	CEUX	<b>8.67</b>	+0.00
2	XMAD	<b>8.89</b>	+0.00
3	AQEU	<b>9.24</b>	+0.00
4	TQEX	<b>29.55</b>	+0.00
5	AQXE	<b>500.04</b>	+0.00
6	CHIX	<b>501.00</b>	+0.00

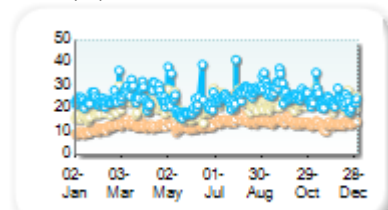
Monthly Spread Trend



25k EUR deal

Rank	Venue	Spread (bps)	Change
1	XMAD	<b>13.40</b>	+0.00
2	CEUX	<b>21.76</b>	+0.00
3	AQEU	<b>25.34</b>	+0.00
4	TQEX	<b>85.89</b>	+0.00
5	CHIX	<b>501.00</b>	+0.00

Monthly Spread Trend



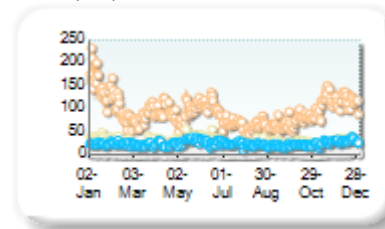
Spreads measure the bid to offer spread of the best visible orders in the book. The result is averaged over the stocks in the index and is based on measurements of the order books every 30 seconds. The value for the spread is quoted in basis points (0.01%).

## Book Depths

10BPS Depth (top of book)

Rank	Venue	Depth (1K EUR)	Change
1	XMAD	<b>93.2</b>	+0.0
2	CEUX	<b>28.5</b>	+0.0
3	AQEU	<b>25.0</b>	+0.0
4	TQEX	<b>2.7</b>	+0.0
5	BATE	<b>1.2</b>	+0.0
6	AQXE	<b>0.0</b>	+0.0

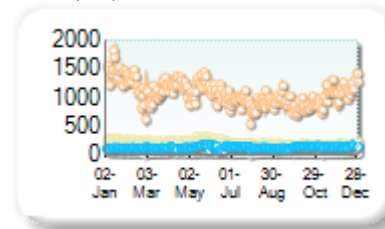
Monthly Depth Trend



50BPS Depth (deeper into book)

Rank	Venue	Depth (1K EUR)	Change
1	XMAD	<b>1,068.2</b>	+0.0
2	CEUX	<b>214.7</b>	+0.0
3	AQEU	<b>130.9</b>	+0.0
4	TQEX	<b>49.8</b>	+0.0
5	CHIX	<b>9.8</b>	+0.0
6	BATE	<b>4.7</b>	+0.0
7	AQXE	<b>0.1</b>	+0.0

Monthly Depth Trend



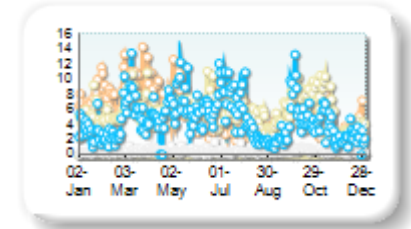
Market depth measures the amount of visible liquidity (bids and offers) in the order book within 10 or 50 BPS of mid price. The result is averaged over the stocks in the index and is based on measurements of the order book every 30 seconds. This is quoted in '000s of EUR.

## Best Prices

At touch

Rank	Venue	Best Price (%)	Change
1	CEUX	<b>5.77</b>	+0.15
2	XMAD	<b>5.41</b>	+0.19
3	AQEU	<b>4.62</b>	+0.16
4	TQEX	<b>0.49</b>	+0.04
5	BATE	<b>0.01</b>	+0.00
6	CHIX	<b>0.00</b>	0.00
7	TRQX	<b>0.00</b>	+0.00
8	AQXE	<b>0.00</b>	+0.00

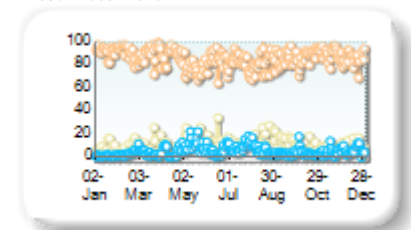
Best Prices Trend



25k EUR deal

Rank	Venue	Best Price (%)	Change
1	XMAD	<b>85.31</b>	+0.00
2	CEUX	<b>9.29</b>	+0.00
3	AQEU	<b>5.03</b>	+0.00
4	TQEX	<b>0.03</b>	+0.00
5	CHIX	<b>0.00</b>	+0.00
6	TRQX	<b>0.00</b>	+0.00
7	BATE	<b>0.00</b>	+0.00
8	AQXE	<b>0.00</b>	+0.00

Best Prices Trend

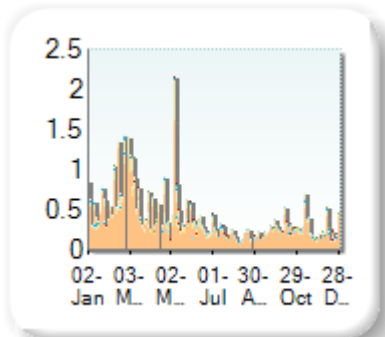


Best Price % measures how often each venue posts an absolute best price (no ties) for stocks. The result is averaged over the stocks in the index and is based on measurements of the order book every 5 seconds.

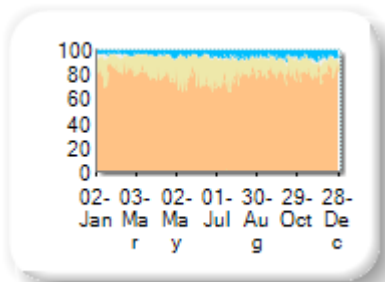
## Market Share

Rank	Venue	Market Share	Change
1	XMAD	<b>80.47%</b>	+0.00
2	CEUX	<b>14.85%</b>	+0.00
3	AQEU	<b>3.41%</b>	+0.00
4	TQEX	<b>1.20%</b>	+0.00
5	TRQX	<b>0.04%</b>	+0.00
6	BATE	<b>0.02%</b>	+0.00
7	CHIX	<b>0.02%</b>	+0.00
8	AQXE	<b>0.00%</b>	+0.00

Volume Trend



Market Share Trend



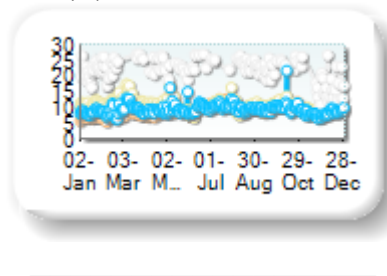
Market share is based on on-book value traded during continuous trading. The share is calculated by averaging over all stocks in the index. The current value shown is for last week and the change is relative to the previous week.

## Spreads

At touch

Rank	Venue	Spread (bps)	Change
1	XMAD	<b>9.07</b>	+0.00
2	AQEU	<b>9.28</b>	+0.00
3	CEUX	<b>10.41</b>	+0.00
4	TQEX	<b>26.55</b>	+0.00
5	BATE	<b>285.96</b>	+0.00
6	AQXE	<b>501.00</b>	+0.00

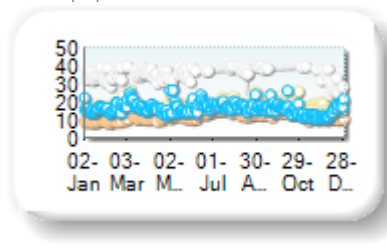
Monthly Spread Trend



25k EUR deal

Rank	Venue	Spread (bps)	Change
1	XMAD	<b>12.13</b>	+0.00
2	AQEU	<b>16.36</b>	+0.00
3	CEUX	<b>17.97</b>	+0.00
4	TQEX	<b>40.90</b>	+0.00

Monthly Spread Trend



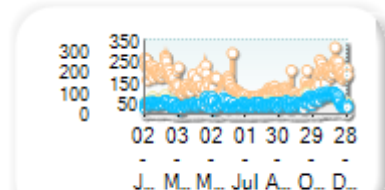
Spreads measure the bid to offer spread of the best visible orders in the book. The result is averaged over the stocks in the index and is based on measurements of the order books every 30 seconds. The value for the spread is quoted in basis points (0.01%).

## Book Depths

10BPS Depth (top of book)

Rank	Venue	Depth (1K EUR)	Change
1	XMAD	<b>138.6</b>	+0.0
2	AQEU	<b>51.7</b>	+0.0
3	CEUX	<b>47.9</b>	+0.0
4	TQEX	<b>4.5</b>	+0.0
5	TRQX	<b>4.5</b>	+0.0
6	BATE	<b>2.0</b>	+0.0
7	CHIX	<b>0.3</b>	+0.0
8	AQXE	<b>0.2</b>	+0.0

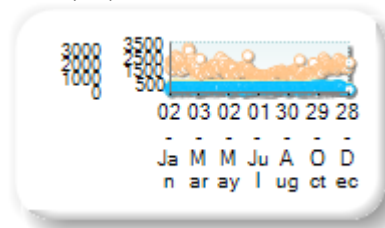
Monthly Depth Trend



50BPS Depth (deeper into book)

Rank	Venue	Depth (1K EUR)	Change
1	XMAD	<b>1,572.2</b>	+0.0
2	CEUX	<b>382.6</b>	+0.0
3	AQEU	<b>284.1</b>	+0.0
4	TQEX	<b>133.9</b>	+0.0
5	BATE	<b>7.8</b>	+0.0
6	TRQX	<b>6.6</b>	+0.0
7	CHIX	<b>3.4</b>	+0.0
8	AQXE	<b>0.2</b>	+0.0

Monthly Depth Trend



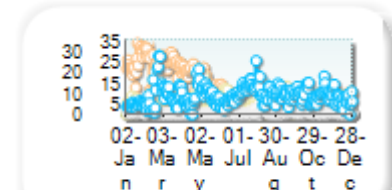
Market depth measures the amount of visible liquidity (bids and offers) in the order book within 10 or 50 BPS of mid price. The result is averaged over the stocks in the index and is based on measurements of the order book every 30 seconds. This is quoted in '000s of EUR.

## Best Prices

At touch

Rank	Venue	Best Price (%)	Change
1	XMAD	<b>12.70</b>	+0.87
2	AQEU	<b>8.83</b>	-0.11
3	CEUX	<b>4.93</b>	-0.73
4	TQEX	<b>0.75</b>	+0.06
5	TRQX	<b>0.19</b>	+0.03
6	BATE	<b>0.02</b>	-0.02
7	AQXE	<b>0.00</b>	0.00
8	CHIX	<b>0.00</b>	+0.00

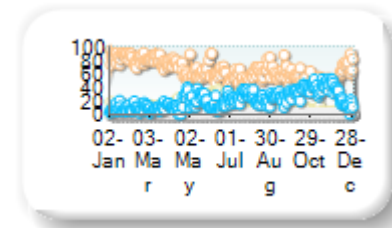
Best Prices Trend



25k EUR deal

Rank	Venue	Best Price (%)	Change
1	XMAD	<b>64.61</b>	+0.00
2	AQEU	<b>20.91</b>	+0.00
3	CEUX	<b>9.98</b>	+0.00
4	TQEX	<b>0.02</b>	+0.00
5	TRQX	<b>0.00</b>	+0.00
6	CHIX	<b>0.00</b>	+0.00
7	BATE	<b>0.00</b>	+0.00
8	AQXE	<b>0.00</b>	+0.00

Best Prices Trend

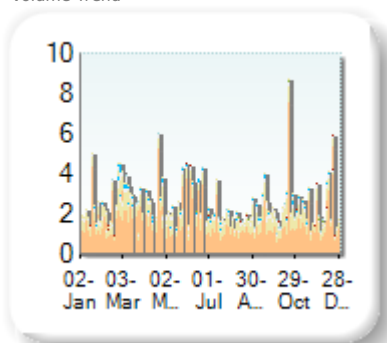


Best Price % measures how often each venue posts an absolute best price (no ties) for stocks. The result is averaged over the stocks in the index and is based on measurements of the order book every 5 seconds.

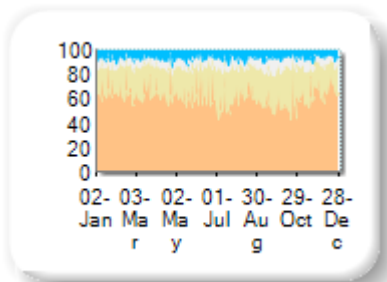
### Market Share

Rank	Venue	Market Share	Change
1	XMAD	64.84%	+0.00
2	CEUX	22.57%	+0.00
3	TQEX	6.25%	+0.00
4	AQEU	6.09%	+0.00
5	BATE	0.13%	+0.00
6	CHIX	0.07%	+0.00
7	TRQX	0.04%	+0.00
8	AQXE	0.01%	+0.00

Volume Trend



Market Share Trend



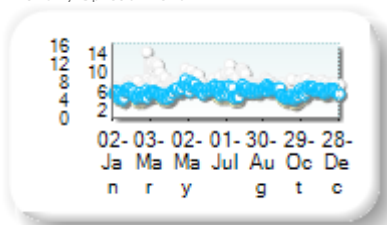
Market share is based on on-book value traded during continuous trading. The share is calculated by averaging over all stocks in the index. The current value shown is for last week and the change is relative to the previous week.

### Spreads

At touch

Rank	Venue	Spread (bps)	Change
1	CEUX	5.45	+0.00
2	XMAD	5.63	+0.00
3	AQEU	5.78	+0.00
4	TQEX	7.21	+0.00
5	BATE	118.26	+0.00
6	CHIX	134.65	+0.00
7	AQXE	497.66	+0.00
8	TRQX	501.00	+0.00

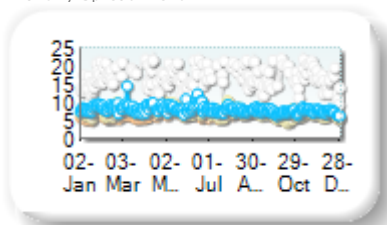
Monthly Spread Trend



25k EUR deal

Rank	Venue	Spread (bps)	Change
1	XMAD	6.67	+0.00
2	CEUX	7.29	+0.00
3	AQEU	7.97	+0.00
4	TQEX	21.04	+0.00
5	BATE	250.10	+0.00
6	CHIX	374.50	+0.00

Monthly Spread Trend



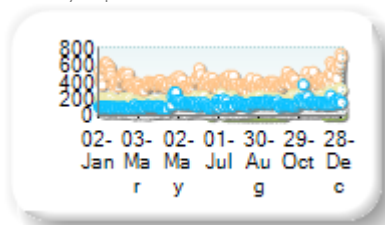
Spreads measure the bid to offer spread of the best visible orders in the book. The result is averaged over the stocks in the index and is based on measurements of the order books every 30 seconds. The value for the spread is quoted in basis points (0.01%).

### Book Depths

10BPS Depth (top of book)

Rank	Venue	Depth (1K EUR)	Change
1	XMAD	389.0	+0.0
2	CEUX	171.5	+0.0
3	AQEU	125.2	+0.0
4	TQEX	46.1	+0.0
5	BATE	6.5	+0.0
6	CHIX	3.8	+0.0
7	AQXE	0.1	+0.0

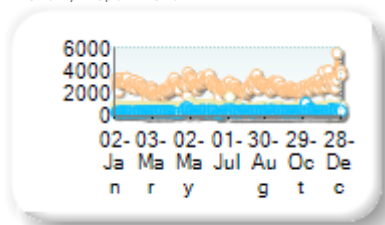
Monthly Depth Trend



50BPS Depth (deeper into book)

Rank	Venue	Depth (1K EUR)	Change
1	XMAD	2,609.8	+0.0
2	CEUX	672.3	+0.0
3	AQEU	389.3	+0.0
4	TQEX	162.9	+0.0
5	BATE	28.8	+0.0
6	CHIX	23.1	+0.0
7	AQXE	0.1	+0.0

Monthly Depth Trend



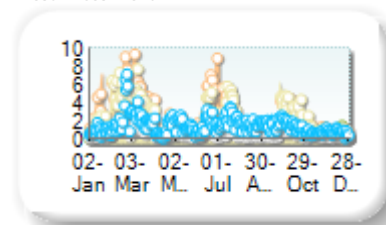
Market depth measures the amount of visible liquidity (bids and offers) in the order book within 10 or 50 BPS of mid price. The result is averaged over the stocks in the index and is based on measurements of the order book every 30 seconds. This is quoted in '000s of EUR.

### Best Prices

At touch

Rank	Venue	Best Price (%)	Change
1	XMAD	2.11	-0.04
2	CEUX	1.83	-0.05
3	AQEU	1.37	+0.06
4	TQEX	0.52	+0.01
5	BATE	0.04	-0.01
6	CHIX	0.00	0.00
7	AQXE	0.00	0.00
8	TRQX	0.00	+0.00

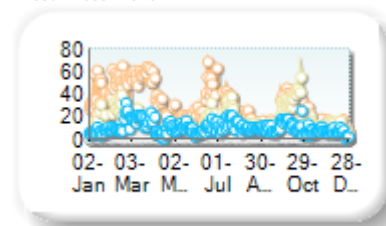
Best Prices Trend



25k EUR deal

Rank	Venue	Best Price (%)	Change
1	XMAD	27.35	+0.00
2	CEUX	14.22	+0.00
3	AQEU	9.59	+0.00
4	TQEX	0.65	+0.00
5	BATE	0.04	+0.00
6	CHIX	0.00	+0.00
7	TRQX	0.00	+0.00
8	AQXE	0.00	+0.00

Best Prices Trend

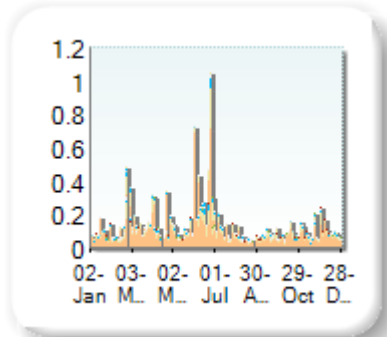


Best Price % measures how often each venue posts an absolute best price (no ties) for stocks. The result is averaged over the stocks in the index and is based on measurements of the order book every 5 seconds.

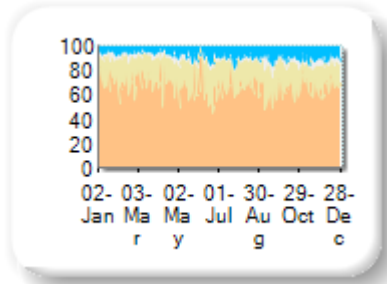
## Market Share

Rank	Venue	Market Share	Change
1	XMAD	<b>69.30%</b>	+0.00
2	CEUX	<b>20.64%</b>	+0.00
3	AQEU	<b>6.94%</b>	+0.00
4	TQEX	<b>3.02%</b>	+0.00
5	BATE	<b>0.05%</b>	+0.00
6	CHIX	<b>0.03%</b>	+0.00
7	TRQX	<b>0.02%</b>	+0.00
8	AQXE	<b>0.00%</b>	+0.00

Volume Trend



Market Share Trend



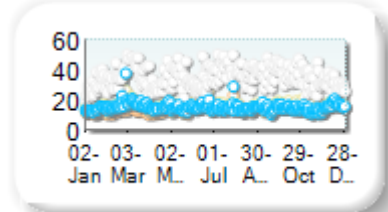
Market share is based on on-book value traded during continuous trading. The share is calculated by averaging over all stocks in the index. The current value shown is for last week and the change is relative to the previous week.

## Spreads

At touch

Rank	Venue	Spread (bps)	Change
1	XMAD	<b>13.86</b>	+0.00
2	AQEU	<b>14.97</b>	+0.00
3	CEUX	<b>15.79</b>	+0.00
4	TQEX	<b>36.70</b>	+0.00

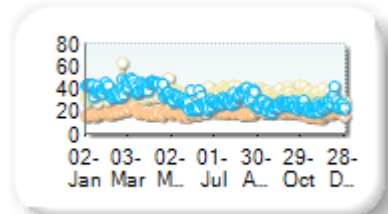
Monthly Spread Trend



25k EUR deal

Rank	Venue	Spread (bps)	Change
1	XMAD	<b>19.34</b>	+0.00
2	AQEU	<b>31.65</b>	+0.00
3	CEUX	<b>34.26</b>	+0.00
4	TQEX	<b>486.83</b>	+0.00

Monthly Spread Trend



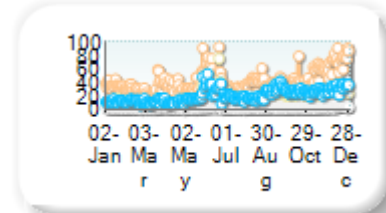
Spreads measure the bid to offer spread of the best visible orders in the book. The result is averaged over the stocks in the index and is based on measurements of the order books every 30 seconds. The value for the spread is quoted in basis points (0.01%).

## Book Depths

10BPS Depth (top of book)

Rank	Venue	Depth (1K EUR)	Change
1	XMAD	<b>40.1</b>	+0.0
2	AQEU	<b>20.1</b>	+0.0
3	CEUX	<b>12.7</b>	+0.0
4	TQEX	<b>1.5</b>	+0.0
5	BATE	<b>0.7</b>	+0.0

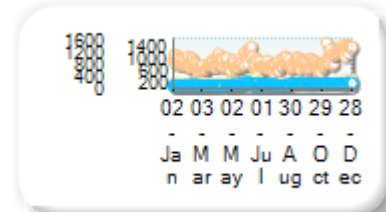
Monthly Depth Trend



50BPS Depth (deeper into book)

Rank	Venue	Depth (1K EUR)	Change
1	XMAD	<b>829.9</b>	+0.0
2	CEUX	<b>144.0</b>	+0.0
3	AQEU	<b>109.3</b>	+0.0
4	TQEX	<b>26.6</b>	+0.0
5	CHIX	<b>2.8</b>	+0.0
6	BATE	<b>0.7</b>	+0.0

Monthly Depth Trend



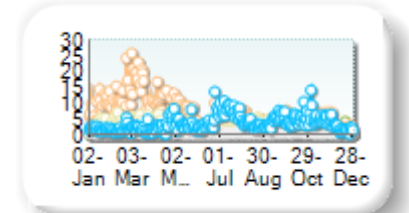
Market depth measures the amount of visible liquidity (bids and offers) in the order book within 10 or 50 BPS of mid price. The result is averaged over the stocks in the index and is based on measurements of the order book every 30 seconds. This is quoted in '000s of EUR.

## Best Prices

At touch

Rank	Venue	Best Price (%)	Change
1	XMAD	<b>6.29</b>	-0.08
2	AQEU	<b>3.39</b>	-0.04
3	CEUX	<b>2.50</b>	+0.12
4	TQEX	<b>0.25</b>	+0.03
5	BATE	<b>0.02</b>	-0.02
6	CHIX	<b>0.00</b>	0.00
7	TRQX	<b>0.00</b>	+0.00
8	AQXE	<b>0.00</b>	+0.00

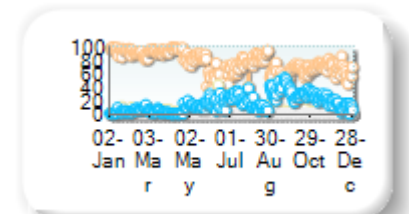
Best Prices Trend



25k EUR deal

Rank	Venue	Best Price (%)	Change
1	XMAD	<b>76.16</b>	+0.00
2	AQEU	<b>15.72</b>	+0.00
3	CEUX	<b>4.17</b>	+0.00
4	TQEX	<b>0.01</b>	+0.00
5	CHIX	<b>0.00</b>	+0.00
6	TRQX	<b>0.00</b>	+0.00
7	BATE	<b>0.00</b>	+0.00
8	AQXE	<b>0.00</b>	+0.00

Best Prices Trend

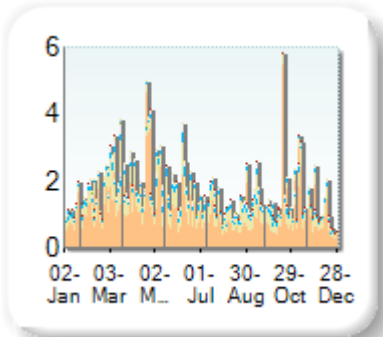


Best Price % measures how often each venue posts an absolute best price (no ties) for stocks. The result is averaged over the stocks in the index and is based on measurements of the order book every 5 seconds.

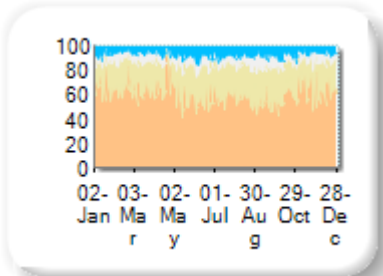
### Market Share

Rank	Venue	Market Share	Change
1	XMAD	<b>63.61%</b>	+0.00
2	CEUX	<b>22.86%</b>	+0.00
3	AQEU	<b>6.60%</b>	+0.00
4	TQEX	<b>6.59%</b>	+0.00
5	BATE	<b>0.16%</b>	+0.00
6	TRQX	<b>0.08%</b>	+0.00
7	CHIX	<b>0.08%</b>	+0.00
8	AQXE	<b>0.01%</b>	+0.00

Volume Trend



Market Share Trend



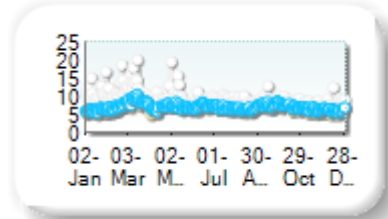
Market share is based on on-book value traded during continuous trading. The share is calculated by averaging over all stocks in the index. The current value shown is for last week and the change is relative to the previous week.

### Spreads

At touch

Rank	Venue	Spread (bps)	Change
1	CEUX	<b>6.72</b>	+0.00
2	XMAD	<b>6.92</b>	+0.00
3	AQEU	<b>6.97</b>	+0.00
4	TQEX	<b>9.27</b>	+0.00
5	BATE	<b>403.31</b>	+0.00
6	CHIX	<b>493.29</b>	+0.00
7	AQXE	<b>498.47</b>	+0.00
8	TRQX	<b>500.98</b>	+0.00

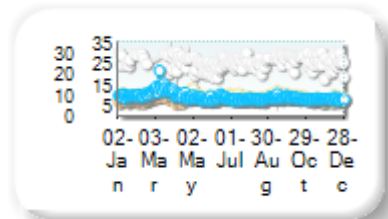
Monthly Spread Trend



25k EUR deal

Rank	Venue	Spread (bps)	Change
1	XMAD	<b>8.11</b>	+0.00
2	AQEU	<b>9.04</b>	+0.00
3	CEUX	<b>9.37</b>	+0.00
4	TQEX	<b>30.49</b>	+0.00
5	BATE	<b>324.87</b>	+0.00
6	CHIX	<b>498.39</b>	+0.00

Monthly Spread Trend



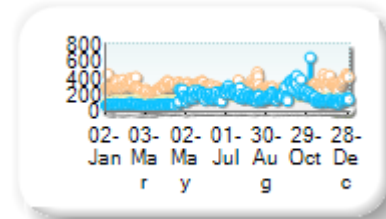
Spreads measure the bid to offer spread of the best visible orders in the book. The result is averaged over the stocks in the index and is based on measurements of the order books every 30 seconds. The value for the spread is quoted in basis points (0.01%).

### Book Depths

10BPS Depth (top of book)

Rank	Venue	Depth (1K EUR)	Change
1	XMAD	<b>278.5</b>	+0.0
2	AQEU	<b>152.3</b>	+0.0
3	CEUX	<b>111.4</b>	+0.0
4	TQEX	<b>28.4</b>	+0.0
5	CHIX	<b>4.3</b>	+0.0
6	BATE	<b>4.2</b>	+0.0
7	AQXE	<b>0.0</b>	+0.0

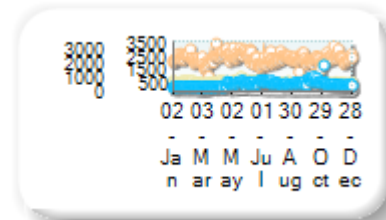
Monthly Depth Trend



50BPS Depth (deeper into book)

Rank	Venue	Depth (1K EUR)	Change
1	XMAD	<b>2,336.0</b>	+0.0
2	CEUX	<b>554.8</b>	+0.0
3	AQEU	<b>457.5</b>	+0.0
4	TQEX	<b>126.5</b>	+0.0
5	BATE	<b>11.4</b>	+0.0
6	CHIX	<b>7.1</b>	+0.0
7	TRQX	<b>0.3</b>	+0.0
8	AQXE	<b>0.1</b>	+0.0

Monthly Depth Trend



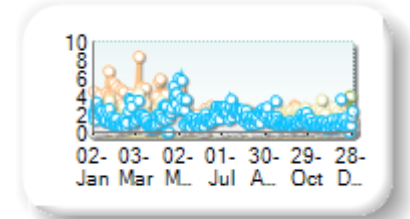
Market depth measures the amount of visible liquidity (bids and offers) in the order book within 10 or 50 BPS of mid price. The result is averaged over the stocks in the index and is based on measurements of the order book every 30 seconds. This is quoted in '000s of EUR.

### Best Prices

At touch

Rank	Venue	Best Price (%)	Change
1	XMAD	<b>1.98</b>	-0.05
2	AQEU	<b>1.60</b>	-0.01
3	CEUX	<b>1.58</b>	+0.02
4	TQEX	<b>0.50</b>	+0.02
5	BATE	<b>0.08</b>	-0.02
6	CHIX	<b>0.01</b>	0.00
7	AQXE	<b>0.00</b>	0.00
8	TRQX	<b>0.00</b>	+0.00

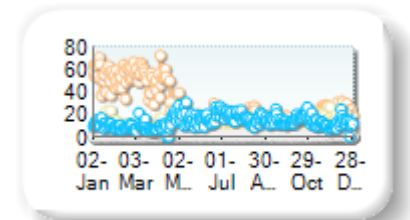
Best Prices Trend



25k EUR deal

Rank	Venue	Best Price (%)	Change
1	XMAD	<b>27.31</b>	+0.00
2	AQEU	<b>13.41</b>	+0.00
3	CEUX	<b>9.46</b>	+0.00
4	TQEX	<b>0.53</b>	+0.00
5	BATE	<b>0.01</b>	+0.00
6	CHIX	<b>0.00</b>	+0.00
7	TRQX	<b>0.00</b>	+0.00
8	AQXE	<b>0.00</b>	+0.00

Best Prices Trend

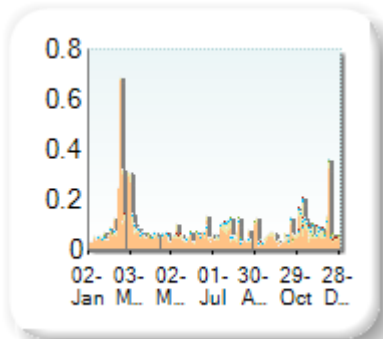


Best Price % measures how often each venue posts an absolute best price (no ties) for stocks. The result is averaged over the stocks in the index and is based on measurements of the order book every 5 seconds.

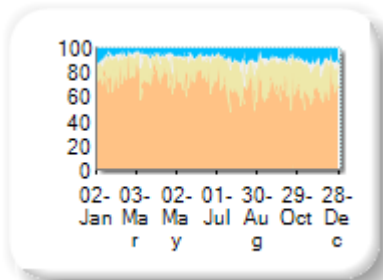
## Market Share

Rank	Venue	Market Share	Change
1	XMAD	<b>73.23%</b>	+0.00
2	CEUX	<b>17.95%</b>	+0.00
3	AQEU	<b>5.49%</b>	+0.00
4	TQEX	<b>3.14%</b>	+0.00
5	BATE	<b>0.11%</b>	+0.00
6	CHIX	<b>0.05%</b>	+0.00
7	TRQX	<b>0.05%</b>	+0.00
8	AQXE	<b>0.00%</b>	+0.00

Volume Trend



Market Share Trend



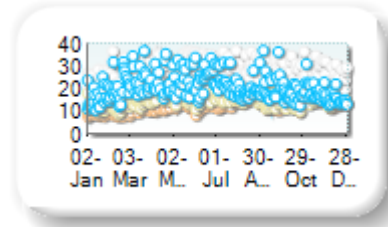
Market share is based on on-book value traded during continuous trading. The share is calculated by averaging over all stocks in the index. The current value shown is for last week and the change is relative to the previous week.

## Spreads

At touch

Rank	Venue	Spread (bps)	Change
1	XMAD	<b>13.06</b>	+0.00
2	CEUX	<b>15.92</b>	+0.00
3	AQEU	<b>20.88</b>	+0.00
4	TQEX	<b>30.59</b>	+0.00
5	BATE	<b>394.21</b>	+0.00

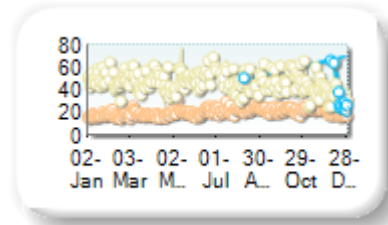
Monthly Spread Trend



25k EUR deal

Rank	Venue	Spread (bps)	Change
1	XMAD	<b>20.37</b>	+0.00
2	CEUX	<b>49.79</b>	+0.00
3	AQEU	<b>78.61</b>	+0.00
4	TQEX	<b>118.68</b>	+0.00

Monthly Spread Trend



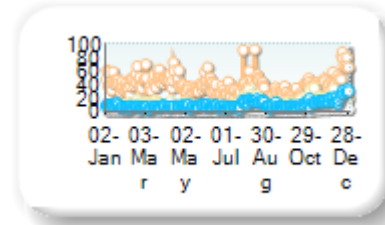
Spreads measure the bid to offer spread of the best visible orders in the book. The result is averaged over the stocks in the index and is based on measurements of the order books every 30 seconds. The value for the spread is quoted in basis points (0.01%).

## Book Depths

10BPS Depth (top of book)

Rank	Venue	Depth (1K EUR)	Change
1	XMAD	<b>38.0</b>	+0.0
2	CEUX	<b>10.8</b>	+0.0
3	AQEU	<b>9.4</b>	+0.0
4	TQEX	<b>2.2</b>	+0.0
5	BATE	<b>1.4</b>	+0.0
6	AQXE	<b>0.2</b>	+0.0
7	CHIX	<b>0.1</b>	+0.0

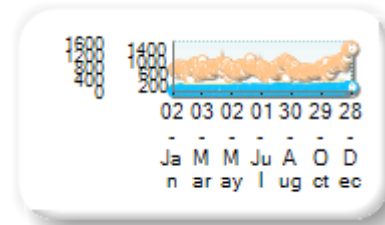
Monthly Depth Trend



50BPS Depth (deeper into book)

Rank	Venue	Depth (1K EUR)	Change
1	XMAD	<b>763.9</b>	+0.0
2	CEUX	<b>66.8</b>	+0.0
3	AQEU	<b>33.7</b>	+0.0
4	TQEX	<b>21.8</b>	+0.0
5	BATE	<b>1.5</b>	+0.0
6	AQXE	<b>0.2</b>	+0.0
7	CHIX	<b>0.1</b>	+0.0

Monthly Depth Trend



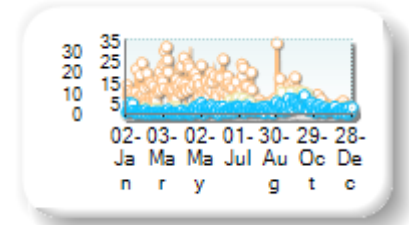
Market depth measures the amount of visible liquidity (bids and offers) in the order book within 10 or 50 BPS of mid price. The result is averaged over the stocks in the index and is based on measurements of the order book every 30 seconds. This is quoted in '000s of EUR.

## Best Prices

At touch

Rank	Venue	Best Price (%)	Change
1	XMAD	<b>9.34</b>	+0.90
2	CEUX	<b>2.47</b>	-0.17
3	AQEU	<b>2.05</b>	-0.23
4	TQEX	<b>0.17</b>	-0.01
5	BATE	<b>0.02</b>	0.00
6	CHIX	<b>0.00</b>	0.00
7	TRQX	<b>0.00</b>	+0.00
8	AQXE	<b>0.00</b>	+0.00

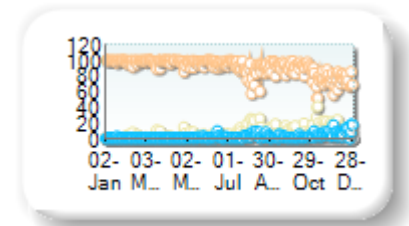
Best Prices Trend



25k EUR deal

Rank	Venue	Best Price (%)	Change
1	XMAD	<b>91.57</b>	+0.00
2	CEUX	<b>5.49</b>	+0.00
3	AQEU	<b>2.01</b>	+0.00
4	TQEX	<b>0.08</b>	+0.00
5	BATE	<b>0.00</b>	+0.00
6	CHIX	<b>0.00</b>	+0.00
7	TRQX	<b>0.00</b>	+0.00
8	AQXE	<b>0.00</b>	+0.00

Best Prices Trend

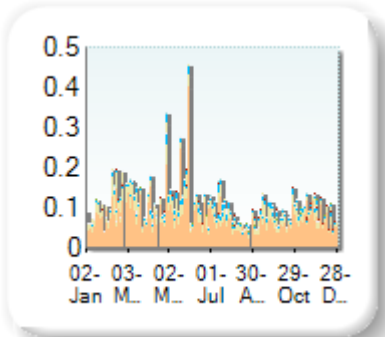


Best Price % measures how often each venue posts an absolute best price (no ties) for stocks. The result is averaged over the stocks in the index and is based on measurements of the order book every 5 seconds.

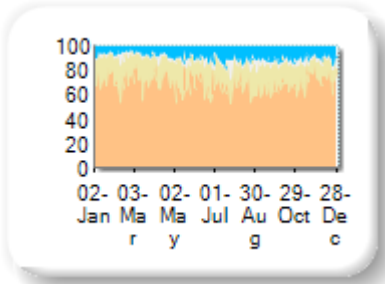
### Market Share

Rank	Venue	Market Share	Change
1	XMAD	<b>71.48%</b>	+0.00
2	CEUX	<b>17.89%</b>	+0.00
3	AQEU	<b>7.62%</b>	+0.00
4	TQEX	<b>2.81%</b>	+0.00
5	BATE	<b>0.10%</b>	+0.00
6	CHIX	<b>0.06%</b>	+0.00
7	TRQX	<b>0.04%</b>	+0.00
8	AQXE	<b>0.01%</b>	+0.00

Volume Trend



Market Share Trend



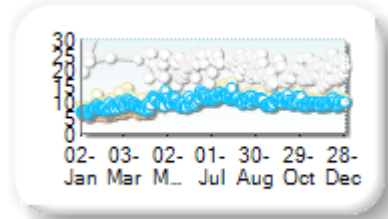
Market share is based on on-book value traded during continuous trading. The share is calculated by averaging over all stocks in the index. The current value shown is for last week and the change is relative to the previous week.

### Spreads

At touch

Rank	Venue	Spread (bps)	Change
1	XMAD	<b>9.79</b>	+0.00
2	AQEU	<b>9.84</b>	+0.00
3	CEUX	<b>10.70</b>	+0.00
4	TQEX	<b>27.45</b>	+0.00
5	BATE	<b>437.44</b>	+0.00
6	CHIX	<b>491.96</b>	+0.00
7	AQXE	<b>501.00</b>	+0.00

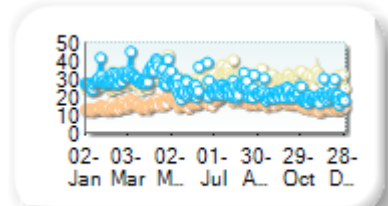
Monthly Spread Trend



25k EUR deal

Rank	Venue	Spread (bps)	Change
1	XMAD	<b>16.17</b>	+0.00
2	AQEU	<b>25.48</b>	+0.00
3	CEUX	<b>28.24</b>	+0.00
4	TQEX	<b>167.46</b>	+0.00

Monthly Spread Trend



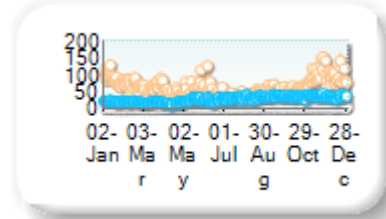
Spreads measure the bid to offer spread of the best visible orders in the book. The result is averaged over the stocks in the index and is based on measurements of the order books every 30 seconds. The value for the spread is quoted in basis points (0.01%).

### Book Depths

10BPS Depth (top of book)

Rank	Venue	Depth (1K EUR)	Change
1	XMAD	<b>62.1</b>	+0.0
2	AQEU	<b>25.7</b>	+0.0
3	CEUX	<b>16.0</b>	+0.0
4	TQEX	<b>2.2</b>	+0.0
5	BATE	<b>1.9</b>	+0.0
6	CHIX	<b>0.1</b>	+0.0

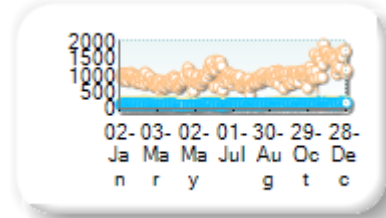
Monthly Depth Trend



50BPS Depth (deeper into book)

Rank	Venue	Depth (1K EUR)	Change
1	XMAD	<b>967.8</b>	+0.0
2	CEUX	<b>158.1</b>	+0.0
3	AQEU	<b>113.5</b>	+0.0
4	TQEX	<b>30.9</b>	+0.0
5	TRQX	<b>6.8</b>	+0.0
6	BATE	<b>4.3</b>	+0.0
7	CHIX	<b>3.6</b>	+0.0

Monthly Depth Trend



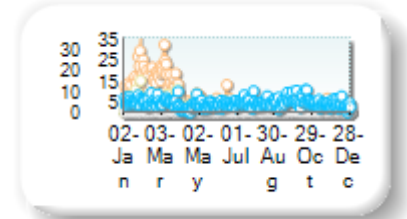
Market depth measures the amount of visible liquidity (bids and offers) in the order book within 10 or 50 BPS of mid price. The result is averaged over the stocks in the index and is based on measurements of the order book every 30 seconds. This is quoted in '000s of EUR.

### Best Prices

At touch

Rank	Venue	Best Price (%)	Change
1	XMAD	<b>5.86</b>	-0.74
2	AQEU	<b>4.26</b>	+0.02
3	CEUX	<b>2.41</b>	+0.10
4	TQEX	<b>0.29</b>	+0.01
5	BATE	<b>0.03</b>	0.00
6	CHIX	<b>0.00</b>	+0.00
7	TRQX	<b>0.00</b>	+0.00
8	AQXE	<b>0.00</b>	+0.00

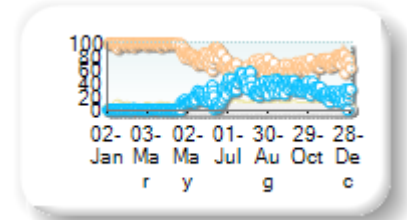
Best Prices Trend



25k EUR deal

Rank	Venue	Best Price (%)	Change
1	XMAD	<b>76.37</b>	+0.00
2	AQEU	<b>19.72</b>	+0.00
3	CEUX	<b>2.92</b>	+0.00
4	TQEX	<b>0.01</b>	+0.00
5	CHIX	<b>0.00</b>	+0.00
6	TRQX	<b>0.00</b>	+0.00
7	BATE	<b>0.00</b>	+0.00
8	AQXE	<b>0.00</b>	+0.00

Best Prices Trend

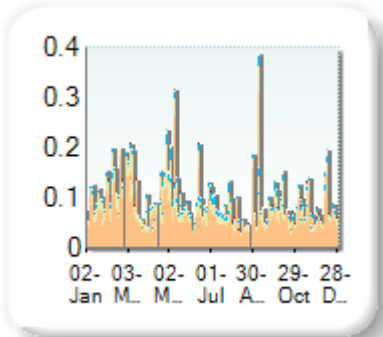


Best Price % measures how often each venue posts an absolute best price (no ties) for stocks. The result is averaged over the stocks in the index and is based on measurements of the order book every 5 seconds.

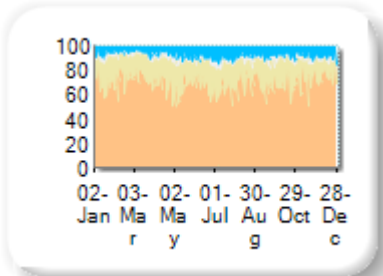
### Market Share

Rank	Venue	Market Share	Change
1	XMAD	<b>69.84%</b>	+0.00
2	CEUX	<b>20.23%</b>	+0.00
3	AQEU	<b>7.26%</b>	+0.00
4	TQEX	<b>2.54%</b>	+0.00
5	BATE	<b>0.07%</b>	+0.00
6	CHIX	<b>0.04%</b>	+0.00
7	TRQX	<b>0.02%</b>	+0.00
8	AQXE	<b>0.00%</b>	+0.00

Volume Trend



Market Share Trend



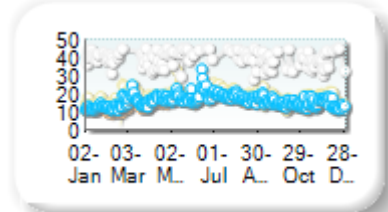
Market share is based on on-book value traded during continuous trading. The share is calculated by averaging over all stocks in the index. The current value shown is for last week and the change is relative to the previous week.

### Spreads

At touch

Rank	Venue	Spread (bps)	Change
1	XMAD	<b>15.41</b>	+0.00
2	AQEU	<b>16.15</b>	+0.00
3	CEUX	<b>17.72</b>	+0.00
4	TQEX	<b>47.71</b>	+0.00

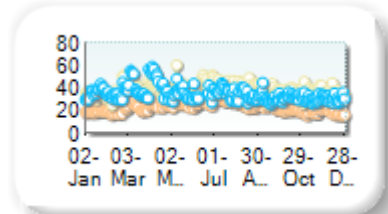
Monthly Spread Trend



25k EUR deal

Rank	Venue	Spread (bps)	Change
1	XMAD	<b>22.86</b>	+0.00
2	AQEU	<b>34.60</b>	+0.00
3	CEUX	<b>38.33</b>	+0.00

Monthly Spread Trend



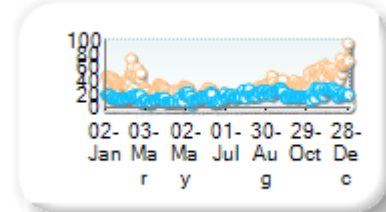
Spreads measure the bid to offer spread of the best visible orders in the book. The result is averaged over the stocks in the index and is based on measurements of the order books every 30 seconds. The value for the spread is quoted in basis points (0.01%).

### Book Depths

10BPS Depth (top of book)

Rank	Venue	Depth (1K EUR)	Change
1	XMAD	<b>29.8</b>	+0.0
2	AQEU	<b>15.7</b>	+0.0
3	CEUX	<b>7.9</b>	+0.0
4	TQEX	<b>0.6</b>	+0.0

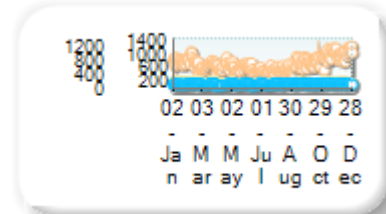
Monthly Depth Trend



50BPS Depth (deeper into book)

Rank	Venue	Depth (1K EUR)	Change
1	XMAD	<b>668.0</b>	+0.0
2	CEUX	<b>132.1</b>	+0.0
3	AQEU	<b>98.1</b>	+0.0
4	TQEX	<b>20.1</b>	+0.0
5	BATE	<b>0.7</b>	+0.0

Monthly Depth Trend



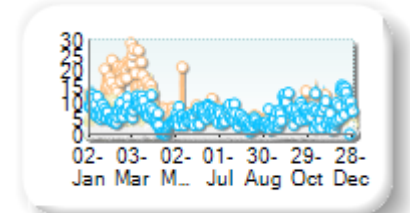
Market depth measures the amount of visible liquidity (bids and offers) in the order book within 10 or 50 BPS of mid price. The result is averaged over the stocks in the index and is based on measurements of the order book every 30 seconds. This is quoted in '000s of EUR.

### Best Prices

At touch

Rank	Venue	Best Price (%)	Change
1	XMAD	<b>7.83</b>	+0.26
2	AQEU	<b>6.03</b>	-0.24
3	CEUX	<b>3.29</b>	+0.12
4	TQEX	<b>0.29</b>	+0.03
5	BATE	<b>0.01</b>	-0.01
6	CHIX	<b>0.00</b>	0.00
7	TRQX	<b>0.00</b>	+0.00
8	AQXE	<b>0.00</b>	+0.00

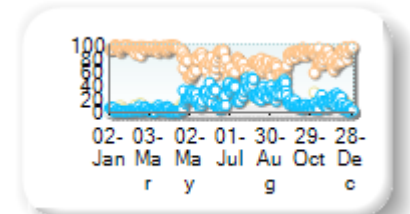
Best Prices Trend



25k EUR deal

Rank	Venue	Best Price (%)	Change
1	XMAD	<b>80.76</b>	+0.00
2	AQEU	<b>15.25</b>	+0.00
3	CEUX	<b>3.24</b>	+0.00
4	TQEX	<b>0.01</b>	+0.00
5	CHIX	<b>0.00</b>	+0.00
6	TRQX	<b>0.00</b>	+0.00
7	BATE	<b>0.00</b>	+0.00
8	AQXE	<b>0.00</b>	+0.00

Best Prices Trend



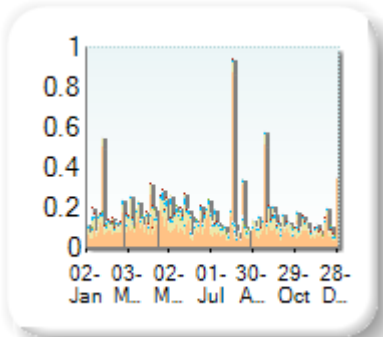
Best Price % measures how often each venue posts an absolute best price (no ties) for stocks. The result is averaged over the stocks in the index and is based on measurements of the order book every 5 seconds.



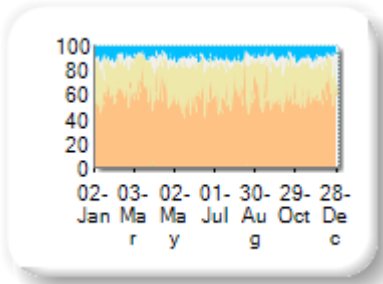
### Market Share

Rank	Venue	Market Share	Change
1	XMAD	<b>62.39%</b>	+0.00
2	CEUX	<b>25.42%</b>	+0.00
3	AQEU	<b>6.97%</b>	+0.00
4	TQEX	<b>4.95%</b>	+0.00
5	BATE	<b>0.12%</b>	+0.00
6	TRQX	<b>0.08%</b>	+0.00
7	AQXE	<b>0.04%</b>	+0.00
8	CHIX	<b>0.04%</b>	+0.00

Volume Trend



Market Share Trend



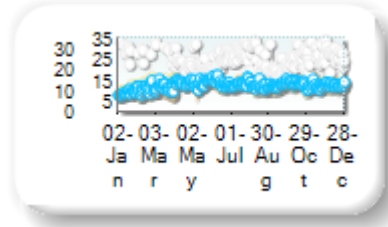
Market share is based on on-book value traded during continuous trading. The share is calculated by averaging over all stocks in the index. The current value shown is for last week and the change is relative to the previous week.

### Spreads

At touch

Rank	Venue	Spread (bps)	Change
1	XMAD	<b>12.37</b>	+0.00
2	AQEU	<b>12.59</b>	+0.00
3	CEUX	<b>12.60</b>	+0.00
4	TQEX	<b>28.79</b>	+0.00
5	AQXE	<b>501.00</b>	+0.00

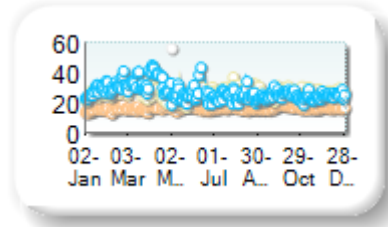
Monthly Spread Trend



25k EUR deal

Rank	Venue	Spread (bps)	Change
1	XMAD	<b>16.64</b>	+0.00
2	CEUX	<b>27.00</b>	+0.00
3	AQEU	<b>27.00</b>	+0.00
4	TQEX	<b>183.41</b>	+0.00

Monthly Spread Trend



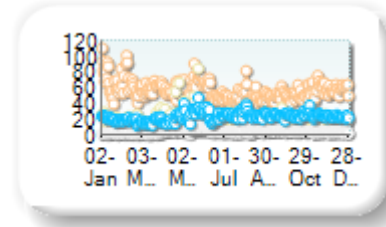
Spreads measure the bid to offer spread of the best visible orders in the book. The result is averaged over the stocks in the index and is based on measurements of the order books every 30 seconds. The value for the spread is quoted in basis points (0.01%).

### Book Depths

10BPS Depth (top of book)

Rank	Venue	Depth (1K EUR)	Change
1	XMAD	<b>56.2</b>	+0.0
2	AQEU	<b>22.7</b>	+0.0
3	CEUX	<b>20.9</b>	+0.0
4	TQEX	<b>3.5</b>	+0.0
5	AQXE	<b>0.2</b>	+0.0
6	BATE	<b>0.1</b>	+0.0

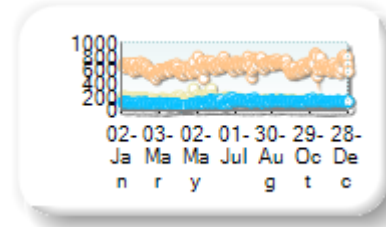
Monthly Depth Trend



50BPS Depth (deeper into book)

Rank	Venue	Depth (1K EUR)	Change
1	XMAD	<b>652.1</b>	+0.0
2	CEUX	<b>151.6</b>	+0.0
3	AQEU	<b>117.3</b>	+0.0
4	TQEX	<b>30.7</b>	+0.0
5	CHIX	<b>7.4</b>	+0.0
6	BATE	<b>5.9</b>	+0.0
7	AQXE	<b>0.2</b>	+0.0

Monthly Depth Trend



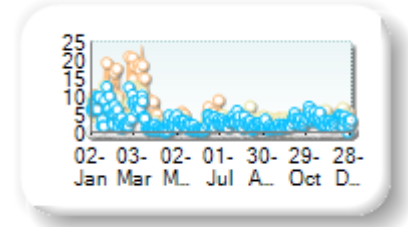
Market depth measures the amount of visible liquidity (bids and offers) in the order book within 10 or 50 BPS of mid price. The result is averaged over the stocks in the index and is based on measurements of the order book every 30 seconds. This is quoted in '000s of EUR.

### Best Prices

At touch

Rank	Venue	Best Price (%)	Change
1	XMAD	<b>4.10</b>	+0.08
2	CEUX	<b>3.30</b>	+0.06
3	AQEU	<b>3.05</b>	-0.07
4	TQEX	<b>0.33</b>	+0.03
5	BATE	<b>0.01</b>	+0.00
6	AQXE	<b>0.00</b>	0.00
7	CHIX	<b>0.00</b>	0.00
8	TRQX	<b>0.00</b>	+0.00

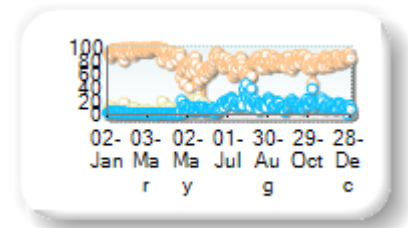
Best Prices Trend



25k EUR deal

Rank	Venue	Best Price (%)	Change
1	XMAD	<b>80.11</b>	+0.00
2	AQEU	<b>9.68</b>	+0.00
3	CEUX	<b>5.87</b>	+0.00
4	TQEX	<b>0.03</b>	+0.00
5	CHIX	<b>0.00</b>	+0.00
6	TRQX	<b>0.00</b>	+0.00
7	BATE	<b>0.00</b>	+0.00
8	AQXE	<b>0.00</b>	+0.00

Best Prices Trend

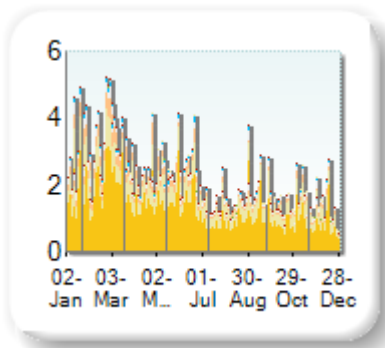


Best Price % measures how often each venue posts an absolute best price (no ties) for stocks. The result is averaged over the stocks in the index and is based on measurements of the order book every 5 seconds.

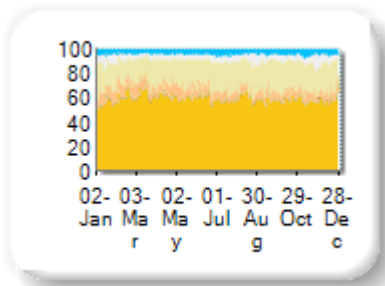
## Market Share

Rank	Venue	Market Share	Change
1	ENXT	<b>61.84%</b>	+0.00
2	CEUX	<b>21.45%</b>	+0.00
3	XMAD	<b>7.55%</b>	+0.00
4	TQEX	<b>5.26%</b>	+0.00
5	AQEU	<b>3.61%</b>	+0.00
6	TRQX	<b>0.14%</b>	+0.00
7	BATE	<b>0.09%</b>	+0.00
8	CHIX	<b>0.06%</b>	+0.00
9	AQXE	<b>0.00%</b>	+0.00

Volume Trend



Market Share Trend



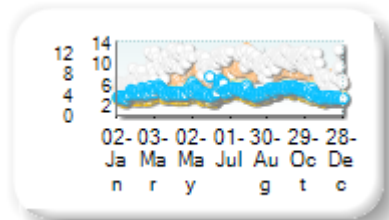
Market share is based on on-book value traded during continuous trading. The share is calculated by averaging over all stocks in the index. The current value shown is for last week and the change is relative to the previous week.

## Spreads

### At touch

Rank	Venue	Spread (bps)	Change
1	ENXT	<b>3.75</b>	+0.00
2	CEUX	<b>4.42</b>	+0.00
3	AQEU	<b>4.53</b>	+0.00
4	XMAD	<b>7.61</b>	+0.00
5	TQEX	<b>10.59</b>	+0.00
6	CHIX	<b>320.23</b>	+0.00
7	BATE	<b>399.87</b>	+0.00
8	TRQX	<b>501.00</b>	+0.00
9	AQXE	<b>501.00</b>	+0.00

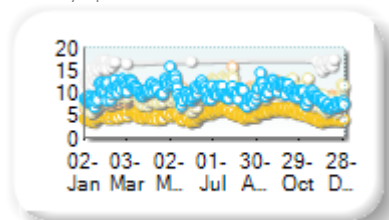
Monthly Spread Trend



### 25k EUR deal

Rank	Venue	Spread (bps)	Change
1	ENXT	<b>5.14</b>	+0.00
2	CEUX	<b>9.47</b>	+0.00
3	XMAD	<b>9.60</b>	+0.00
4	AQEU	<b>10.18</b>	+0.00
5	TQEX	<b>26.72</b>	+0.00
6	BATE	<b>356.13</b>	+0.00

Monthly Spread Trend



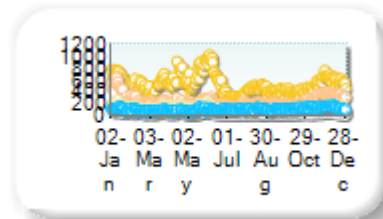
Spreads measure the bid to offer spread of the best visible orders in the book. The result is averaged over the stocks in the index and is based on measurements of the order books every 30 seconds. The value for the spread is quoted in basis points (0.01%).

## Book Depths

### 10BPS Depth (top of book)

Rank	Venue	Depth (1K EUR)	Change
1	ENXT	<b>501.4</b>	+0.0
2	XMAD	<b>224.6</b>	+0.0
3	CEUX	<b>106.5</b>	+0.0
4	AQEU	<b>93.8</b>	+0.0
5	TQEX	<b>27.8</b>	+0.0
6	CHIX	<b>2.0</b>	+0.0
7	BATE	<b>0.4</b>	+0.0

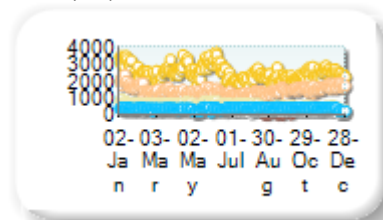
Monthly Depth Trend



### 50BPS Depth (deeper into book)

Rank	Venue	Depth (1K EUR)	Change
1	ENXT	<b>2,402.0</b>	+0.0
2	XMAD	<b>1,374.5</b>	+0.0
3	CEUX	<b>527.8</b>	+0.0
4	AQEU	<b>335.8</b>	+0.0
5	TQEX	<b>231.5</b>	+0.0
6	BATE	<b>5.6</b>	+0.0
7	CHIX	<b>4.5</b>	+0.0
8	TRQX	<b>4.0</b>	+0.0
9	AQXE	<b>1.7</b>	+0.0

Monthly Depth Trend



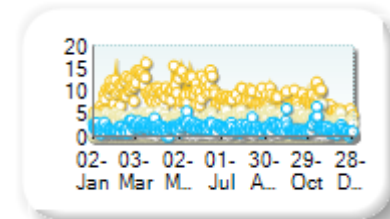
Market depth measures the amount of visible liquidity (bids and offers) in the order book within 10 or 50 BPS of mid price. The result is averaged over the stocks in the index and is based on measurements of the order book every 30 seconds. This is quoted in '000s of EUR.

## Best Prices

### At touch

Rank	Venue	Best Price (%)	Change
1	ENXT	<b>8.43</b>	+0.52
2	CEUX	<b>3.79</b>	-0.07
3	AQEU	<b>1.85</b>	-0.03
4	TQEX	<b>0.84</b>	-0.02
5	CHIX	<b>0.01</b>	0.00
6	BATE	<b>0.01</b>	0.00
7	TRQX	<b>0.00</b>	+0.00
8	AQXE	<b>0.00</b>	+0.00

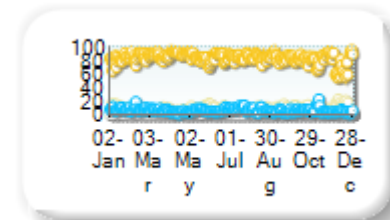
Best Prices Trend



### 25k EUR deal

Rank	Venue	Best Price (%)	Change
1	ENXT	<b>83.62</b>	+0.00
2	CEUX	<b>6.68</b>	+0.00
3	AQEU	<b>5.24</b>	+0.00
4	TQEX	<b>0.18</b>	+0.00
5	CHIX	<b>0.00</b>	+0.00
6	TRQX	<b>0.00</b>	+0.00
7	BATE	<b>0.00</b>	+0.00
8	AQXE	<b>0.00</b>	+0.00

Best Prices Trend

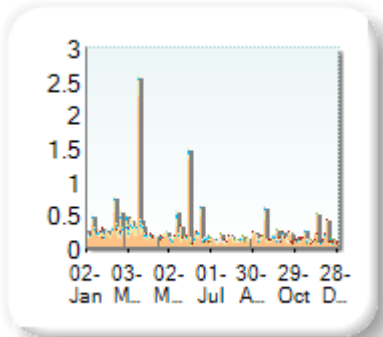


Best Price % measures how often each venue posts an absolute best price (no ties) for stocks. The result is averaged over the stocks in the index and is based on measurements of the order book every 5 seconds.

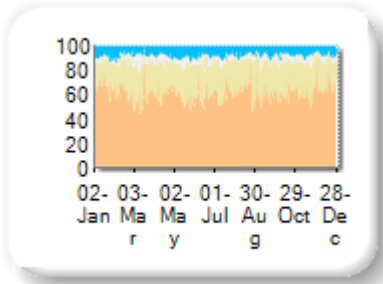
### Market Share

Rank	Venue	Market Share	Change
1	XMAD	64.91%	+0.00
2	CEUX	23.53%	+0.00
3	AQEU	6.20%	+0.00
4	TQEX	5.10%	+0.00
5	BATE	0.13%	+0.00
6	CHIX	0.07%	+0.00
7	TRQX	0.05%	+0.00
8	AQXE	0.00%	+0.00

Volume Trend



Market Share Trend



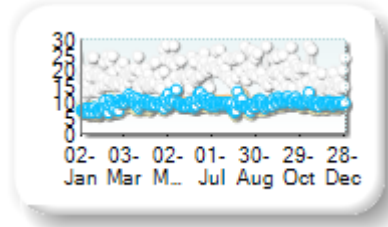
Market share is based on on-book value traded during continuous trading. The share is calculated by averaging over all stocks in the index. The current value shown is for last week and the change is relative to the previous week.

### Spreads

At touch

Rank	Venue	Spread (bps)	Change
1	CEUX	8.82	+0.00
2	XMAD	9.33	+0.00
3	AQEU	9.53	+0.00
4	TQEX	21.11	+0.00
5	BATE	258.20	+0.00

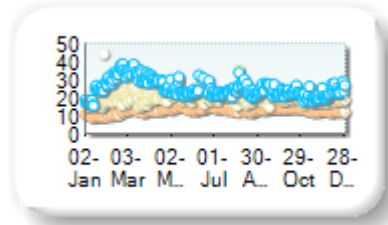
Monthly Spread Trend



25k EUR deal

Rank	Venue	Spread (bps)	Change
1	XMAD	13.57	+0.00
2	CEUX	20.23	+0.00
3	AQEU	25.23	+0.00
4	TQEX	66.39	+0.00
5	BATE	432.99	+0.00

Monthly Spread Trend



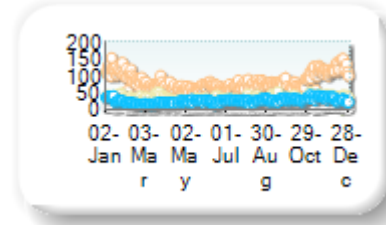
Spreads measure the bid to offer spread of the best visible orders in the book. The result is averaged over the stocks in the index and is based on measurements of the order books every 30 seconds. The value for the spread is quoted in basis points (0.01%).

### Book Depths

10BPS Depth (top of book)

Rank	Venue	Depth (1K EUR)	Change
1	XMAD	81.4	+0.0
2	CEUX	30.7	+0.0
3	AQEU	24.2	+0.0
4	TQEX	5.2	+0.0
5	AQXE	0.2	+0.0
6	BATE	0.2	+0.0
7	CHIX	0.1	+0.0

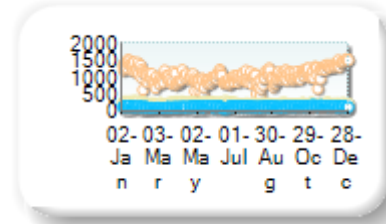
Monthly Depth Trend



50BPS Depth (deeper into book)

Rank	Venue	Depth (1K EUR)	Change
1	XMAD	1,038.4	+0.0
2	CEUX	207.1	+0.0
3	AQEU	111.9	+0.0
4	TQEX	42.7	+0.0
5	BATE	9.1	+0.0
6	CHIX	8.5	+0.0
7	AQXE	0.2	+0.0

Monthly Depth Trend



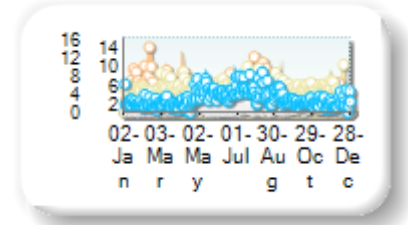
Market depth measures the amount of visible liquidity (bids and offers) in the order book within 10 or 50 BPS of mid price. The result is averaged over the stocks in the index and is based on measurements of the order book every 30 seconds. This is quoted in '000s of EUR.

### Best Prices

At touch

Rank	Venue	Best Price (%)	Change
1	CEUX	4.82	+0.04
2	XMAD	3.62	-0.22
3	AQEU	2.95	-0.14
4	TQEX	0.78	-0.03
5	BATE	0.06	+0.01
6	CHIX	0.00	+0.00
7	TRQX	0.00	+0.00
8	AQXE	0.00	+0.00

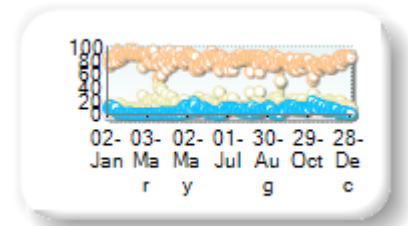
Best Prices Trend



25k EUR deal

Rank	Venue	Best Price (%)	Change
1	XMAD	80.48	+0.00
2	CEUX	13.38	+0.00
3	AQEU	5.39	+0.00
4	TQEX	0.04	+0.00
5	CHIX	0.00	+0.00
6	TRQX	0.00	+0.00
7	BATE	0.00	+0.00
8	AQXE	0.00	+0.00

Best Prices Trend

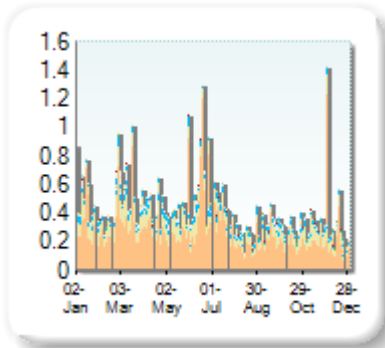


Best Price % measures how often each venue posts an absolute best price (no ties) for stocks. The result is averaged over the stocks in the index and is based on measurements of the order book every 5 seconds.

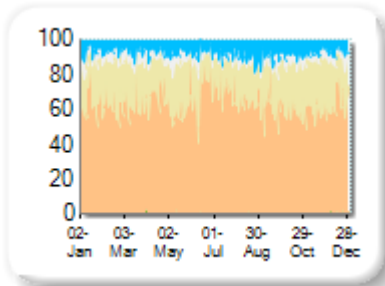
## Market Share

Rank	Venue	Market Share	Change
1	XMAD	<b>66.20%</b>	+0.00
2	CEUX	<b>21.95%</b>	+0.00
3	AQEU	<b>7.24%</b>	+0.00
4	TQEX	<b>4.12%</b>	+0.00
5	BATE	<b>0.27%</b>	+0.00
6	CHIX	<b>0.11%</b>	+0.00
7	TRQX	<b>0.11%</b>	+0.00
8	AQXE	<b>0.01%</b>	+0.00

Volume Trend



Market Share Trend




Market share is based on on-book value traded during continuous trading. The share is calculated by averaging over all stocks in the index. The current value shown is for last week and the change is relative to the previous week.

## Spreads

At touch

Rank	Venue	Spread (bps)	Change
1	XMAD	<b>6.66</b>	+0.00
2	CEUX	<b>6.70</b>	+0.00
3	AQEU	<b>7.33</b>	+0.00
4	TQEX	<b>19.84</b>	+0.00
5	BATE	<b>273.35</b>	+0.00

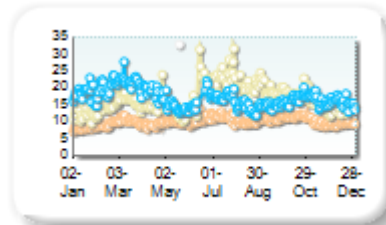
Monthly Spread Trend



25k EUR deal

Rank	Venue	Spread (bps)	Change
1	XMAD	<b>10.00</b>	+0.00
2	CEUX	<b>16.79</b>	+0.00
3	AQEU	<b>17.08</b>	+0.00
4	TQEX	<b>58.21</b>	+0.00
5	BATE	<b>312.25</b>	+0.00

Monthly Spread Trend



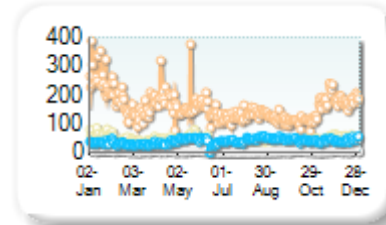
Spreads measure the bid to offer spread of the best visible orders in the book. The result is averaged over the stocks in the index and is based on measurements of the order books every 30 seconds. The value for the spread is quoted in basis points (0.01%).

## Book Depths

10BPS Depth (top of book)

Rank	Venue	Depth (1K EUR)	Change
1	XMAD	<b>158.1</b>	+0.0
2	CEUX	<b>41.7</b>	+0.0
3	AQEU	<b>39.8</b>	+0.0
4	TQEX	<b>5.8</b>	+0.0
5	TRQX	<b>5.6</b>	+0.0
6	BATE	<b>1.3</b>	+0.0
7	CHIX	<b>0.9</b>	+0.0
8	AQXE	<b>0.2</b>	+0.0

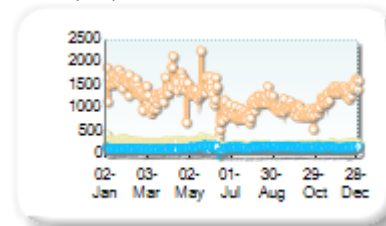
Monthly Depth Trend



50BPS Depth (deeper into book)

Rank	Venue	Depth (1K EUR)	Change
1	XMAD	<b>1,244.7</b>	+0.0
2	CEUX	<b>243.6</b>	+0.0
3	AQEU	<b>154.8</b>	+0.0
4	TQEX	<b>58.9</b>	+0.0
5	CHIX	<b>8.1</b>	+0.0
6	BATE	<b>7.8</b>	+0.0
7	TRQX	<b>5.6</b>	+0.0
8	AQXE	<b>0.2</b>	+0.0

Monthly Depth Trend



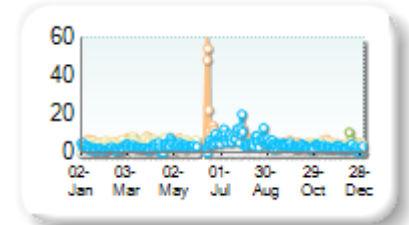
Market depth measures the amount of visible liquidity (bids and offers) in the order book within 10 or 50 BPS of mid price. The result is averaged over the stocks in the index and is based on measurements of the order book every 30 seconds. This is quoted in '000s of EUR.

## Best Prices

At touch

Rank	Venue	Best Price (%)	Change
1	XMAD	<b>4.79</b>	+0.24
2	CEUX	<b>3.96</b>	+0.04
3	AQEU	<b>3.77</b>	-0.08
4	TQEX	<b>0.47</b>	+0.00
5	BATE	<b>0.21</b>	-0.12
6	CHIX	<b>0.00</b>	0.00
7	TRQX	<b>0.00</b>	+0.00
8	AQXE	<b>0.00</b>	+0.00

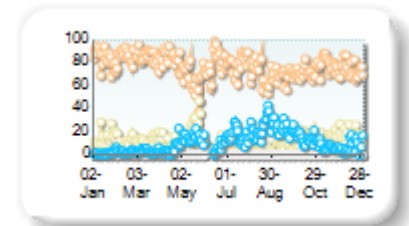
Best Prices Trend



25k EUR deal

Rank	Venue	Best Price (%)	Change
1	XMAD	<b>76.86</b>	+0.00
2	CEUX	<b>11.27</b>	+0.00
3	AQEU	<b>10.70</b>	+0.00
4	TQEX	<b>0.05</b>	+0.00
5	CHIX	<b>0.00</b>	+0.00
6	TRQX	<b>0.00</b>	+0.00
7	BATE	<b>0.00</b>	+0.00
8	AQXE	<b>0.00</b>	+0.00

Best Prices Trend

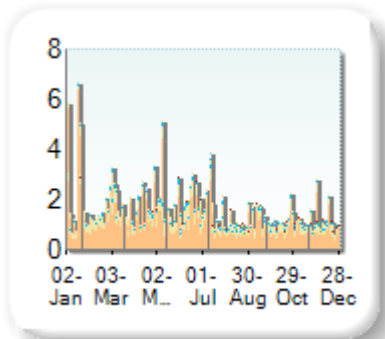


Best Price % measures how often each venue posts an absolute best price (no ties) for stocks. The result is averaged over the stocks in the index and is based on measurements of the order book every 5 seconds.

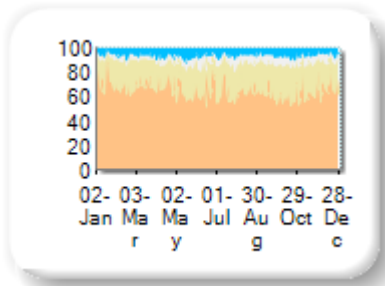
### Market Share

Rank	Venue	Market Share	Change
1	XMAD	<b>70.33%</b>	+0.00
2	CEUX	<b>20.11%</b>	+0.00
3	AQEU	<b>4.93%</b>	+0.00
4	TQEX	<b>4.44%</b>	+0.00
5	BATE	<b>0.09%</b>	+0.00
6	CHIX	<b>0.06%</b>	+0.00
7	TRQX	<b>0.04%</b>	+0.00
8	AQXE	<b>0.00%</b>	+0.00

Volume Trend



Market Share Trend



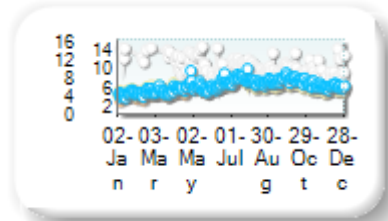
Market share is based on on-book value traded during continuous trading. The share is calculated by averaging over all stocks in the index. The current value shown is for last week and the change is relative to the previous week.

### Spreads

At touch

Rank	Venue	Spread (bps)	Change
1	XMAD	<b>5.87</b>	+0.00
2	CEUX	<b>5.91</b>	+0.00
3	AQEU	<b>6.23</b>	+0.00
4	TQEX	<b>12.58</b>	+0.00
5	BATE	<b>431.53</b>	+0.00
6	AQXE	<b>489.64</b>	+0.00
7	CHIX	<b>497.22</b>	+0.00
8	TRQX	<b>497.72</b>	+0.00

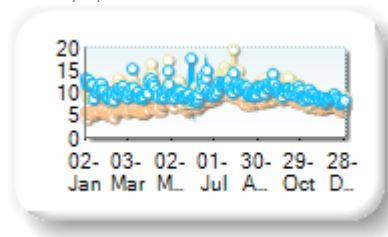
Monthly Spread Trend



25k EUR deal

Rank	Venue	Spread (bps)	Change
1	XMAD	<b>7.59</b>	+0.00
2	AQEU	<b>10.33</b>	+0.00
3	CEUX	<b>10.53</b>	+0.00
4	TQEX	<b>46.47</b>	+0.00

Monthly Spread Trend



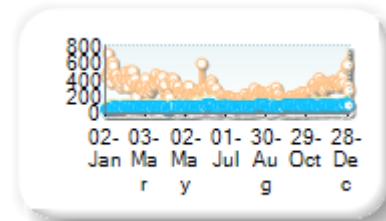
Spreads measure the bid to offer spread of the best visible orders in the book. The result is averaged over the stocks in the index and is based on measurements of the order books every 30 seconds. The value for the spread is quoted in basis points (0.01%).

### Book Depths

10BPS Depth (top of book)

Rank	Venue	Depth (1K EUR)	Change
1	XMAD	<b>282.2</b>	+0.0
2	CEUX	<b>83.9</b>	+0.0
3	AQEU	<b>78.5</b>	+0.0
4	TQEX	<b>15.3</b>	+0.0
5	CHIX	<b>1.4</b>	+0.0
6	BATE	<b>0.6</b>	+0.0
7	AQXE	<b>0.1</b>	+0.0

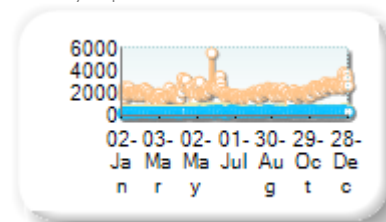
Monthly Depth Trend



50BPS Depth (deeper into book)

Rank	Venue	Depth (1K EUR)	Change
1	XMAD	<b>2,091.4</b>	+0.0
2	CEUX	<b>395.1</b>	+0.0
3	AQEU	<b>261.2</b>	+0.0
4	TQEX	<b>87.4</b>	+0.0
5	TRQX	<b>12.5</b>	+0.0
6	BATE	<b>7.1</b>	+0.0
7	CHIX	<b>4.8</b>	+0.0
8	AQXE	<b>0.5</b>	+0.0

Monthly Depth Trend



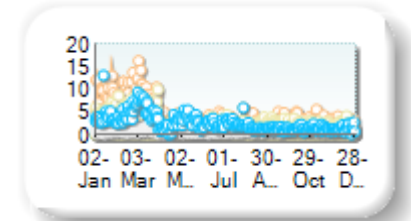
Market depth measures the amount of visible liquidity (bids and offers) in the order book within 10 or 50 BPS of mid price. The result is averaged over the stocks in the index and is based on measurements of the order book every 30 seconds. This is quoted in '000s of EUR.

### Best Prices

At touch

Rank	Venue	Best Price (%)	Change
1	XMAD	<b>4.24</b>	-0.01
2	CEUX	<b>3.06</b>	-0.09
3	AQEU	<b>2.46</b>	-0.08
4	TQEX	<b>0.61</b>	-0.04
5	BATE	<b>0.05</b>	+0.04
6	CHIX	<b>0.00</b>	0.00
7	AQXE	<b>0.00</b>	+0.00
8	TRQX	<b>0.00</b>	+0.00

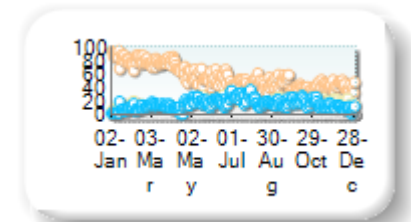
Best Prices Trend



25k EUR deal

Rank	Venue	Best Price (%)	Change
1	XMAD	<b>55.47</b>	+0.00
2	AQEU	<b>14.88</b>	+0.00
3	CEUX	<b>12.68</b>	+0.00
4	TQEX	<b>0.30</b>	+0.00
5	BATE	<b>0.00</b>	+0.00
6	CHIX	<b>0.00</b>	+0.00
7	TRQX	<b>0.00</b>	+0.00
8	AQXE	<b>0.00</b>	+0.00

Best Prices Trend

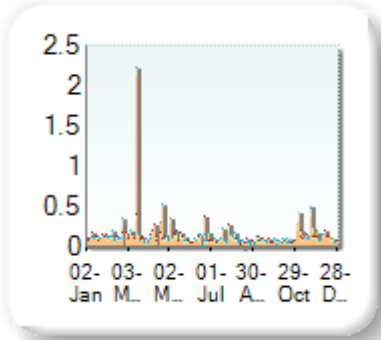


Best Price % measures how often each venue posts an absolute best price (no ties) for stocks. The result is averaged over the stocks in the index and is based on measurements of the order book every 5 seconds.

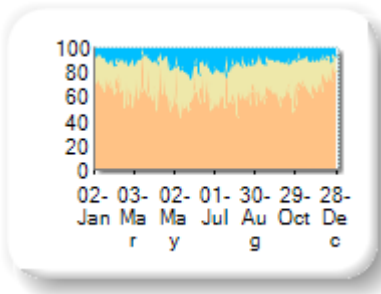
## Market Share

Rank	Venue	Market Share	Change
1	XMAD	<b>68.17%</b>	+0.00
2	CEUX	<b>22.62%</b>	+0.00
3	AQEU	<b>9.05%</b>	+0.00
4	BATE	<b>0.09%</b>	+0.00
5	CHIX	<b>0.06%</b>	+0.00
6	TRQX	<b>0.00%</b>	+0.00

Volume Trend



Market Share Trend



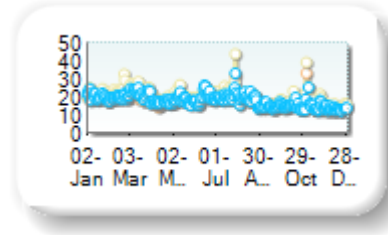
Market share is based on on-book value traded during continuous trading. The share is calculated by averaging over all stocks in the index. The current value shown is for last week and the change is relative to the previous week.

## Spreads

At touch

Rank	Venue	Spread (bps)	Change
1	XMAD	<b>17.92</b>	+0.00
2	AQEU	<b>18.07</b>	+0.00
3	CEUX	<b>19.19</b>	+0.00

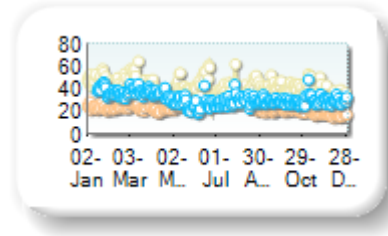
Monthly Spread Trend



25k EUR deal

Rank	Venue	Spread (bps)	Change
1	XMAD	<b>23.16</b>	+0.00
2	AQEU	<b>31.15</b>	+0.00
3	CEUX	<b>41.63</b>	+0.00

Monthly Spread Trend



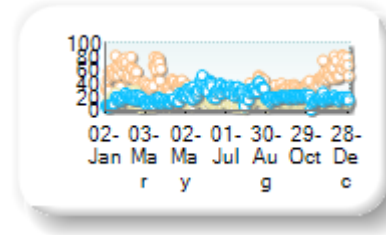
Spreads measure the bid to offer spread of the best visible orders in the book. The result is averaged over the stocks in the index and is based on measurements of the order books every 30 seconds. The value for the spread is quoted in basis points (0.01%).

## Book Depths

10BPS Depth (top of book)

Rank	Venue	Depth (1K EUR)	Change
1	XMAD	<b>38.0</b>	+0.0
2	AQEU	<b>20.7</b>	+0.0
3	CEUX	<b>12.1</b>	+0.0

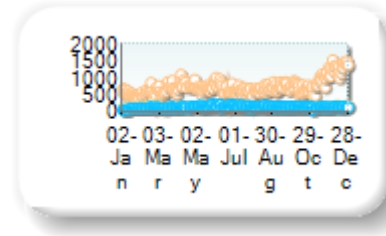
Monthly Depth Trend



50BPS Depth (deeper into book)

Rank	Venue	Depth (1K EUR)	Change
1	XMAD	<b>715.9</b>	+0.0
2	AQEU	<b>113.1</b>	+0.0
3	CEUX	<b>101.7</b>	+0.0
4	BATE	<b>10.6</b>	+0.0
5	CHIX	<b>1.9</b>	+0.0

Monthly Depth Trend



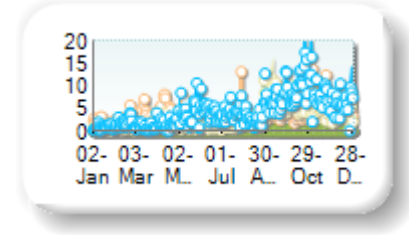
Market depth measures the amount of visible liquidity (bids and offers) in the order book within 10 or 50 BPS of mid price. The result is averaged over the stocks in the index and is based on measurements of the order book every 30 seconds. This is quoted in '000s of EUR.

## Best Prices

At touch

Rank	Venue	Best Price (%)	Change
1	AQEU	<b>4.30</b>	-0.09
2	XMAD	<b>3.24</b>	+0.71
3	CEUX	<b>2.76</b>	-0.13
4	BATE	<b>0.01</b>	+0.01
5	CHIX	<b>0.00</b>	0.00
6	TRQX	<b>0.00</b>	+0.00

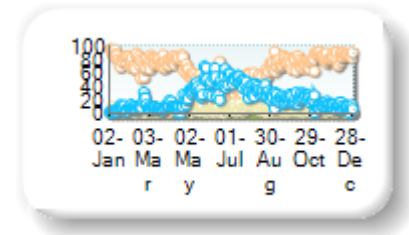
Best Prices Trend



25k EUR deal

Rank	Venue	Best Price (%)	Change
1	XMAD	<b>67.14</b>	+0.00
2	AQEU	<b>22.17</b>	+0.00
3	CEUX	<b>4.50</b>	+0.00
4	CHIX	<b>0.00</b>	+0.00
5	TRQX	<b>0.00</b>	+0.00
6	BATE	<b>0.00</b>	+0.00

Best Prices Trend

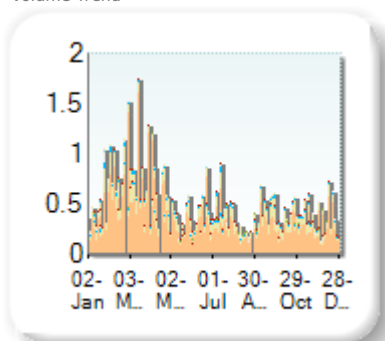


Best Price % measures how often each venue posts an absolute best price (no ties) for stocks. The result is averaged over the stocks in the index and is based on measurements of the order book every 5 seconds.

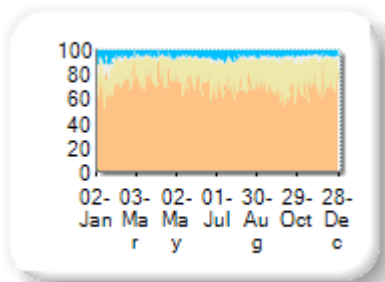
## Market Share

Rank	Venue	Market Share	Change
1	XMAD	<b>74.15%</b>	+0.00
2	CEUX	<b>18.72%</b>	+0.00
3	AQEU	<b>4.22%</b>	+0.00
4	TQEX	<b>2.44%</b>	+0.00
5	BATE	<b>0.23%</b>	+0.00
6	TRQX	<b>0.11%</b>	+0.00
7	CHIX	<b>0.11%</b>	+0.00
8	AQXE	<b>0.01%</b>	+0.00

Volume Trend



Market Share Trend



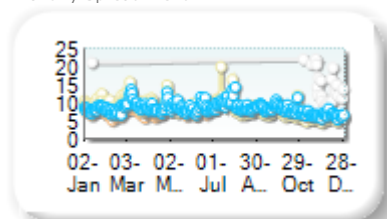
Market share is based on on-book value traded during continuous trading. The share is calculated by averaging over all stocks in the index. The current value shown is for last week and the change is relative to the previous week.

## Spreads

At touch

Rank	Venue	Spread (bps)	Change
1	XMAD	<b>7.69</b>	+0.00
2	AQEU	<b>8.43</b>	+0.00
3	CEUX	<b>8.46</b>	+0.00
4	TQEX	<b>35.97</b>	+0.00

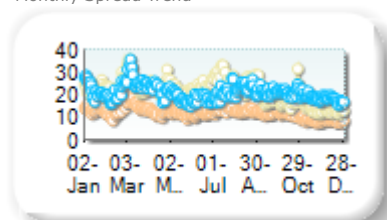
Monthly Spread Trend



25k EUR deal

Rank	Venue	Spread (bps)	Change
1	XMAD	<b>12.15</b>	+0.00
2	AQEU	<b>21.12</b>	+0.00
3	CEUX	<b>21.58</b>	+0.00
4	TQEX	<b>68.55</b>	+0.00

Monthly Spread Trend



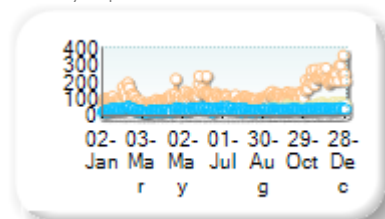
Spreads measure the bid to offer spread of the best visible orders in the book. The result is averaged over the stocks in the index and is based on measurements of the order books every 30 seconds. The value for the spread is quoted in basis points (0.01%).

## Book Depths

10BPS Depth (top of book)

Rank	Venue	Depth (1K EUR)	Change
1	XMAD	<b>122.3</b>	+0.0
2	CEUX	<b>31.2</b>	+0.0
3	AQEU	<b>30.7</b>	+0.0
4	BATE	<b>4.1</b>	+0.0
5	TQEX	<b>1.9</b>	+0.0
6	AQXE	<b>1.6</b>	+0.0
7	CHIX	<b>0.1</b>	+0.0

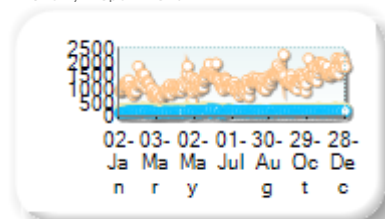
Monthly Depth Trend



50BPS Depth (deeper into book)

Rank	Venue	Depth (1K EUR)	Change
1	XMAD	<b>1,270.9</b>	+0.0
2	CEUX	<b>227.0</b>	+0.0
3	AQEU	<b>146.8</b>	+0.0
4	TQEX	<b>45.6</b>	+0.0
5	BATE	<b>5.6</b>	+0.0
6	CHIX	<b>3.1</b>	+0.0
7	AQXE	<b>0.9</b>	+0.0

Monthly Depth Trend



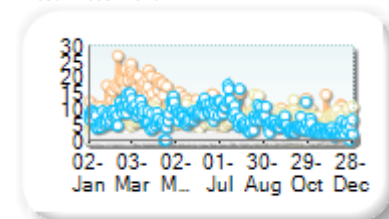
Market depth measures the amount of visible liquidity (bids and offers) in the order book within 10 or 50 BPS of mid price. The result is averaged over the stocks in the index and is based on measurements of the order book every 30 seconds. This is quoted in '000s of EUR.

## Best Prices

At touch

Rank	Venue	Best Price (%)	Change
1	XMAD	<b>10.02</b>	+0.02
2	CEUX	<b>6.83</b>	-0.11
3	AQEU	<b>6.72</b>	-0.56
4	TQEX	<b>0.53</b>	-0.05
5	BATE	<b>0.03</b>	+0.01
6	CHIX	<b>0.00</b>	+0.00
7	TRQX	<b>0.00</b>	+0.00
8	AQXE	<b>0.00</b>	+0.00

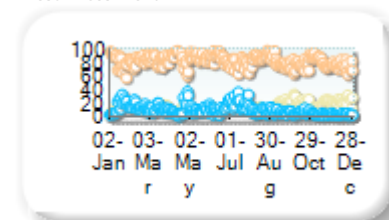
Best Prices Trend



25k EUR deal

Rank	Venue	Best Price (%)	Change
1	XMAD	<b>81.98</b>	+0.00
2	CEUX	<b>8.66</b>	+0.00
3	AQEU	<b>8.64</b>	+0.00
4	TQEX	<b>0.02</b>	+0.00
5	BATE	<b>0.00</b>	+0.00
6	CHIX	<b>0.00</b>	+0.00
7	TRQX	<b>0.00</b>	+0.00
8	AQXE	<b>0.00</b>	+0.00

Best Prices Trend

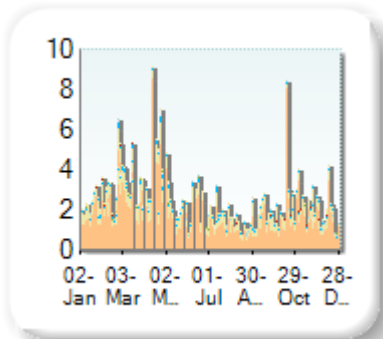


Best Price % measures how often each venue posts an absolute best price (no ties) for stocks. The result is averaged over the stocks in the index and is based on measurements of the order book every 5 seconds.

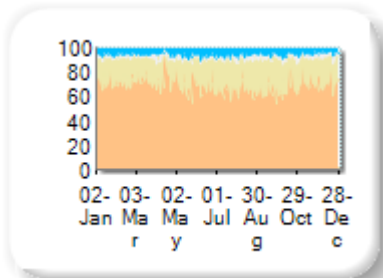
## Market Share

Rank	Venue	Market Share	Change
1	XMAD	<b>72.38%</b>	+0.00
2	CEUX	<b>19.80%</b>	+0.00
3	AQEU	<b>4.81%</b>	+0.00
4	TQEX	<b>2.73%</b>	+0.00
5	BATE	<b>0.14%</b>	+0.00
6	CHIX	<b>0.08%</b>	+0.00
7	TRQX	<b>0.06%</b>	+0.00
8	AQXE	<b>0.00%</b>	+0.00

Volume Trend



Market Share Trend



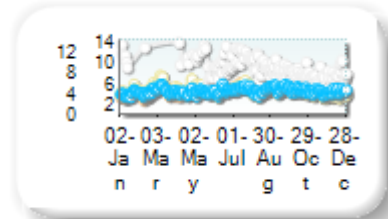
Market share is based on on-book value traded during continuous trading. The share is calculated by averaging over all stocks in the index. The current value shown is for last week and the change is relative to the previous week.

## Spreads

### At touch

Rank	Venue	Spread (bps)	Change
1	XMAD	<b>4.35</b>	+0.00
2	AQEU	<b>4.40</b>	+0.00
3	CEUX	<b>4.41</b>	+0.00
4	TQEX	<b>12.79</b>	+0.00
5	BATE	<b>360.80</b>	+0.00
6	CHIX	<b>399.10</b>	+0.00
7	AQXE	<b>500.23</b>	+0.00
8	TRQX	<b>500.89</b>	+0.00

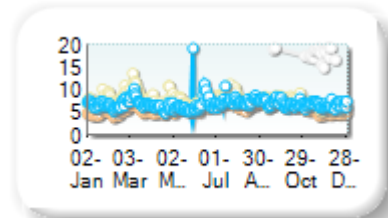
Monthly Spread Trend



### 25k EUR deal

Rank	Venue	Spread (bps)	Change
1	XMAD	<b>5.89</b>	+0.00
2	AQEU	<b>6.91</b>	+0.00
3	CEUX	<b>7.62</b>	+0.00
4	TQEX	<b>38.24</b>	+0.00
5	BATE	<b>341.52</b>	+0.00

Monthly Spread Trend



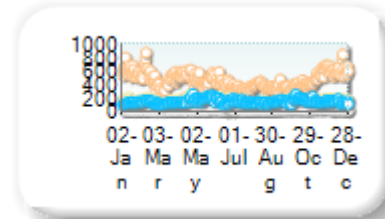
Spreads measure the bid to offer spread of the best visible orders in the book. The result is averaged over the stocks in the index and is based on measurements of the order books every 30 seconds. The value for the spread is quoted in basis points (0.01%).

## Book Depths

### 10BPS Depth (top of book)

Rank	Venue	Depth (1K EUR)	Change
1	XMAD	<b>456.8</b>	+0.0
2	CEUX	<b>148.8</b>	+0.0
3	AQEU	<b>141.3</b>	+0.0
4	TQEX	<b>16.0</b>	+0.0
5	BATE	<b>3.9</b>	+0.0
6	CHIX	<b>3.7</b>	+0.0
7	AQXE	<b>0.1</b>	+0.0

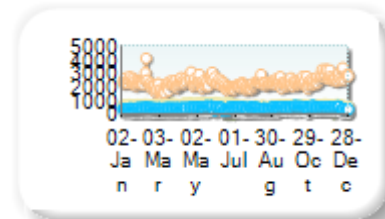
Monthly Depth Trend



### 50BPS Depth (deeper into book)

Rank	Venue	Depth (1K EUR)	Change
1	XMAD	<b>2,293.6</b>	+0.0
2	CEUX	<b>617.4</b>	+0.0
3	AQEU	<b>425.2</b>	+0.0
4	TQEX	<b>130.0</b>	+0.0
5	BATE	<b>4.3</b>	+0.0
6	CHIX	<b>2.8</b>	+0.0
7	AQXE	<b>0.1</b>	+0.0

Monthly Depth Trend



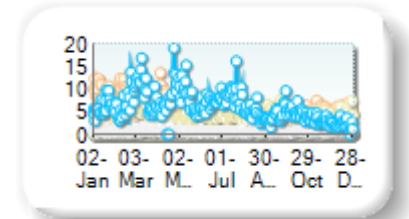
Market depth measures the amount of visible liquidity (bids and offers) in the order book within 10 or 50 BPS of mid price. The result is averaged over the stocks in the index and is based on measurements of the order book every 30 seconds. This is quoted in '000s of EUR.

## Best Prices

### At touch

Rank	Venue	Best Price (%)	Change
1	XMAD	<b>6.50</b>	+0.16
2	AQEU	<b>6.01</b>	-0.10
3	CEUX	<b>4.39</b>	-0.03
4	TQEX	<b>0.56</b>	-0.04
5	BATE	<b>0.08</b>	-0.06
6	CHIX	<b>0.00</b>	+0.00
7	AQXE	<b>0.00</b>	+0.00
8	TRQX	<b>0.00</b>	+0.00

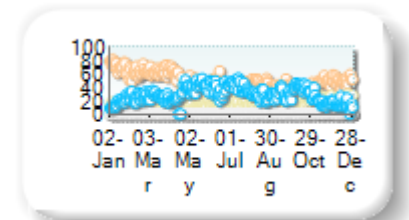
Best Prices Trend



### 25k EUR deal

Rank	Venue	Best Price (%)	Change
1	XMAD	<b>47.42</b>	+0.00
2	AQEU	<b>28.45</b>	+0.00
3	CEUX	<b>15.51</b>	+0.00
4	TQEX	<b>0.15</b>	+0.00
5	BATE	<b>0.01</b>	+0.00
6	CHIX	<b>0.00</b>	+0.00
7	TRQX	<b>0.00</b>	+0.00
8	AQXE	<b>0.00</b>	+0.00

Best Prices Trend



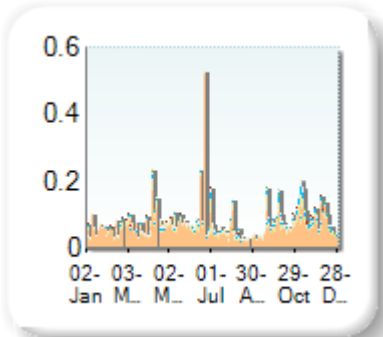
Best Price % measures how often each venue posts an absolute best price (no ties) for stocks. The result is averaged over the stocks in the index and is based on measurements of the order book every 5 seconds.



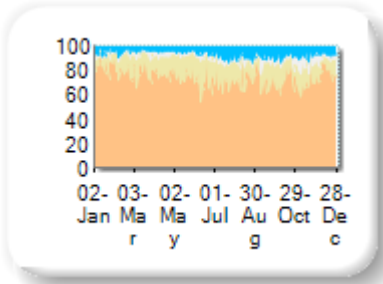
### Market Share

Rank	Venue	Market Share	Change
1	XMAD	<b>74.98%</b>	+0.00
2	CEUX	<b>14.81%</b>	+0.00
3	AQEU	<b>6.26%</b>	+0.00
4	TQEX	<b>3.86%</b>	+0.00
5	BATE	<b>0.06%</b>	+0.00
6	CHIX	<b>0.03%</b>	+0.00
7	TRQX	<b>0.01%</b>	+0.00
8	AQXE	<b>0.00%</b>	+0.00

Volume Trend



Market Share Trend




Market share is based on on-book value traded during continuous trading. The share is calculated by averaging over all stocks in the index. The current value shown is for last week and the change is relative to the previous week.

### Spreads

At touch

Rank	Venue	Spread (bps)	Change
1	XMAD	<b>14.16</b>	+0.00
2	CEUX	<b>17.92</b>	+0.00
3	AQEU	<b>18.13</b>	+0.00
4	TQEX	<b>31.28</b>	+0.00

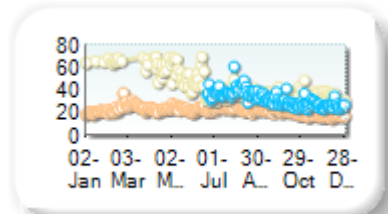
Monthly Spread Trend



25k EUR deal

Rank	Venue	Spread (bps)	Change
1	XMAD	<b>21.56</b>	+0.00
2	AQEU	<b>31.94</b>	+0.00
3	CEUX	<b>51.40</b>	+0.00

Monthly Spread Trend



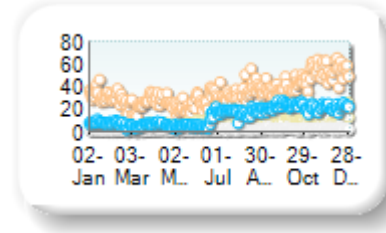
Spreads measure the bid to offer spread of the best visible orders in the book. The result is averaged over the stocks in the index and is based on measurements of the order books every 30 seconds. The value for the spread is quoted in basis points (0.01%).

### Book Depths

10BPS Depth (top of book)

Rank	Venue	Depth (1K EUR)	Change
1	XMAD	<b>34.7</b>	+0.0
2	AQEU	<b>13.8</b>	+0.0
3	CEUX	<b>8.2</b>	+0.0
4	BATE	<b>4.4</b>	+0.0
5	TQEX	<b>1.6</b>	+0.0

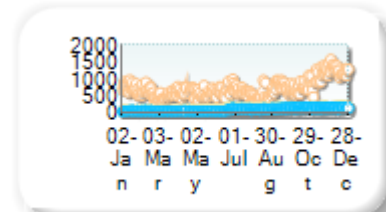
Monthly Depth Trend



50BPS Depth (deeper into book)

Rank	Venue	Depth (1K EUR)	Change
1	XMAD	<b>704.4</b>	+0.0
2	CEUX	<b>90.7</b>	+0.0
3	AQEU	<b>65.6</b>	+0.0
4	TQEX	<b>21.3</b>	+0.0
5	BATE	<b>4.0</b>	+0.0
6	CHIX	<b>0.3</b>	+0.0

Monthly Depth Trend



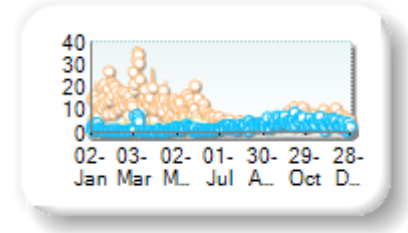
Market depth measures the amount of visible liquidity (bids and offers) in the order book within 10 or 50 BPS of mid price. The result is averaged over the stocks in the index and is based on measurements of the order book every 30 seconds. This is quoted in '000s of EUR.

### Best Prices

At touch

Rank	Venue	Best Price (%)	Change
1	XMAD	<b>8.51</b>	+0.86
2	AQEU	<b>2.33</b>	-0.17
3	CEUX	<b>1.15</b>	+0.10
4	TQEX	<b>0.22</b>	+0.01
5	BATE	<b>0.00</b>	+0.00
6	CHIX	<b>0.00</b>	0.00
7	TRQX	<b>0.00</b>	+0.00
8	AQXE	<b>0.00</b>	+0.00

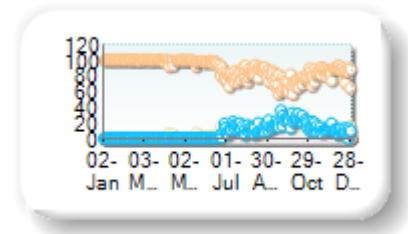
Best Prices Trend



25k EUR deal

Rank	Venue	Best Price (%)	Change
1	XMAD	<b>89.04</b>	+0.00
2	AQEU	<b>7.81</b>	+0.00
3	CEUX	<b>2.58</b>	+0.00
4	TQEX	<b>0.01</b>	+0.00
5	CHIX	<b>0.00</b>	+0.00
6	TRQX	<b>0.00</b>	+0.00
7	BATE	<b>0.00</b>	+0.00
8	AQXE	<b>0.00</b>	+0.00

Best Prices Trend

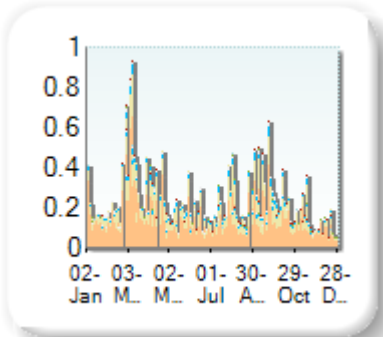


Best Price % measures how often each venue posts an absolute best price (no ties) for stocks. The result is averaged over the stocks in the index and is based on measurements of the order book every 5 seconds.

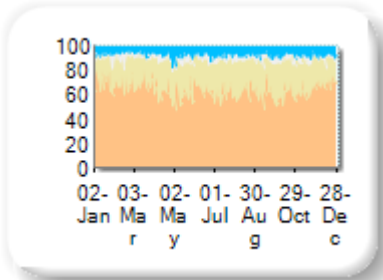
## Market Share

Rank	Venue	Market Share	Change
1	XMAD	<b>65.44%</b>	+0.00
2	CEUX	<b>24.21%</b>	+0.00
3	AQEU	<b>6.44%</b>	+0.00
4	TQEX	<b>3.69%</b>	+0.00
5	BATE	<b>0.11%</b>	+0.00
6	TRQX	<b>0.07%</b>	+0.00
7	CHIX	<b>0.04%</b>	+0.00
8	AQXE	<b>0.00%</b>	+0.00

Volume Trend



Market Share Trend



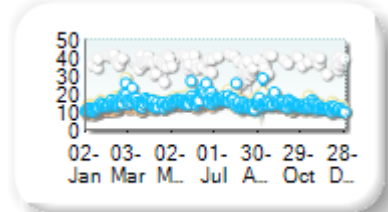
Market share is based on on-book value traded during continuous trading. The share is calculated by averaging over all stocks in the index. The current value shown is for last week and the change is relative to the previous week.

## Spreads

At touch

Rank	Venue	Spread (bps)	Change
1	XMAD	<b>13.35</b>	+0.00
2	AQEU	<b>14.68</b>	+0.00
3	CEUX	<b>14.90</b>	+0.00
4	TQEX	<b>46.64</b>	+0.00

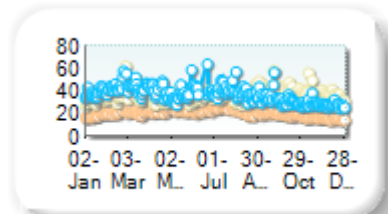
Monthly Spread Trend



25k EUR deal

Rank	Venue	Spread (bps)	Change
1	XMAD	<b>20.53</b>	+0.00
2	CEUX	<b>36.23</b>	+0.00
3	AQEU	<b>38.89</b>	+0.00
4	TQEX	<b>426.49</b>	+0.00

Monthly Spread Trend



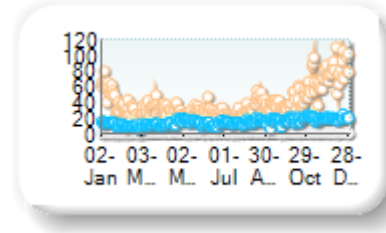
Spreads measure the bid to offer spread of the best visible orders in the book. The result is averaged over the stocks in the index and is based on measurements of the order books every 30 seconds. The value for the spread is quoted in basis points (0.01%).

## Book Depths

10BPS Depth (top of book)

Rank	Venue	Depth (1K EUR)	Change
1	XMAD	<b>39.8</b>	+0.0
2	AQEU	<b>14.4</b>	+0.0
3	CEUX	<b>11.2</b>	+0.0
4	TQEX	<b>0.8</b>	+0.0
5	BATE	<b>0.7</b>	+0.0

Monthly Depth Trend



50BPS Depth (deeper into book)

Rank	Venue	Depth (1K EUR)	Change
1	XMAD	<b>733.2</b>	+0.0
2	CEUX	<b>137.8</b>	+0.0
3	AQEU	<b>95.3</b>	+0.0
4	TQEX	<b>20.7</b>	+0.0
5	BATE	<b>10.5</b>	+0.0
6	CHIX	<b>1.3</b>	+0.0

Monthly Depth Trend



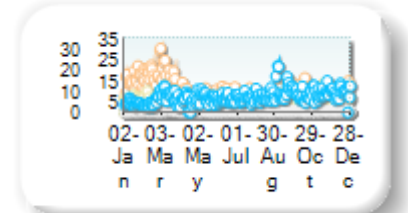
Market depth measures the amount of visible liquidity (bids and offers) in the order book within 10 or 50 BPS of mid price. The result is averaged over the stocks in the index and is based on measurements of the order book every 30 seconds. This is quoted in '000s of EUR.

## Best Prices

At touch

Rank	Venue	Best Price (%)	Change
1	XMAD	<b>9.31</b>	+0.35
2	AQEU	<b>7.34</b>	-0.33
3	CEUX	<b>5.74</b>	+0.18
4	TQEX	<b>0.34</b>	+0.05
5	BATE	<b>0.01</b>	+0.00
6	TRQX	<b>0.00</b>	+0.00
7	CHIX	<b>0.00</b>	+0.00
8	AQXE	<b>0.00</b>	+0.00

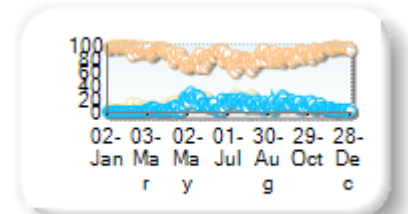
Best Prices Trend



25k EUR deal

Rank	Venue	Best Price (%)	Change
1	XMAD	<b>85.99</b>	+0.00
2	AQEU	<b>8.14</b>	+0.00
3	CEUX	<b>5.53</b>	+0.00
4	TQEX	<b>0.01</b>	+0.00
5	CHIX	<b>0.00</b>	+0.00
6	TRQX	<b>0.00</b>	+0.00
7	BATE	<b>0.00</b>	+0.00
8	AQXE	<b>0.00</b>	+0.00

Best Prices Trend

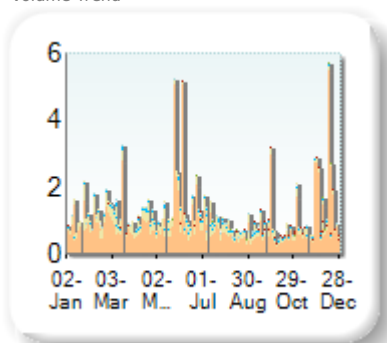


Best Price % measures how often each venue posts an absolute best price (no ties) for stocks. The result is averaged over the stocks in the index and is based on measurements of the order book every 5 seconds.

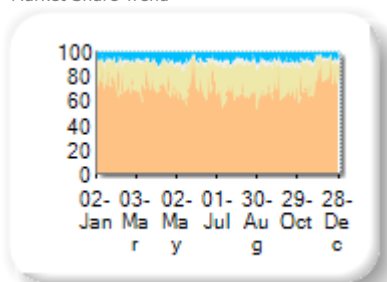
### Market Share

Rank	Venue	Market Share	Change
1	XMAD	<b>74.76%</b>	+0.00
2	CEUX	<b>17.56%</b>	+0.00
3	AQEU	<b>4.47%</b>	+0.00
4	TQEX	<b>2.87%</b>	+0.00
5	BATE	<b>0.15%</b>	+0.00
6	CHIX	<b>0.12%</b>	+0.00
7	TRQX	<b>0.07%</b>	+0.00
8	AQXE	<b>0.00%</b>	+0.00

Volume Trend



Market Share Trend



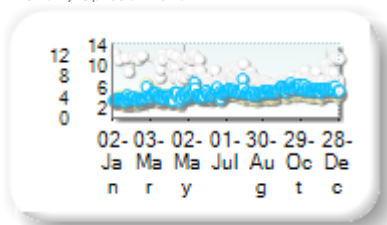
Market share is based on on-book value traded during continuous trading. The share is calculated by averaging over all stocks in the index. The current value shown is for last week and the change is relative to the previous week.

### Spreads

At touch

Rank	Venue	Spread (bps)	Change
1	CEUX	<b>4.23</b>	+0.00
2	XMAD	<b>4.23</b>	+0.00
3	AQEU	<b>4.75</b>	+0.00
4	TQEX	<b>10.08</b>	+0.00
5	BATE	<b>446.68</b>	+0.00
6	AQXE	<b>495.86</b>	+0.00
7	CHIX	<b>499.51</b>	+0.00
8	TRQX	<b>501.00</b>	+0.00

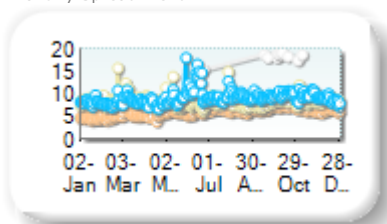
Monthly Spread Trend



25k EUR deal

Rank	Venue	Spread (bps)	Change
1	XMAD	<b>6.09</b>	+0.00
2	CEUX	<b>8.43</b>	+0.00
3	AQEU	<b>9.13</b>	+0.00
4	TQEX	<b>31.89</b>	+0.00
5	BATE	<b>420.60</b>	+0.00

Monthly Spread Trend



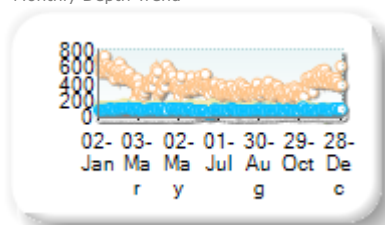
Spreads measure the bid to offer spread of the best visible orders in the book. The result is averaged over the stocks in the index and is based on measurements of the order books every 30 seconds. The value for the spread is quoted in basis points (0.01%).

### Book Depths

10BPS Depth (top of book)

Rank	Venue	Depth (1K EUR)	Change
1	XMAD	<b>382.2</b>	+0.0
2	CEUX	<b>103.8</b>	+0.0
3	AQEU	<b>84.0</b>	+0.0
4	TQEX	<b>18.1</b>	+0.0
5	CHIX	<b>6.0</b>	+0.0
6	BATE	<b>1.5</b>	+0.0
7	AQXE	<b>0.0</b>	+0.0

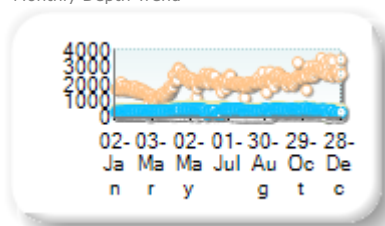
Monthly Depth Trend



50BPS Depth (deeper into book)

Rank	Venue	Depth (1K EUR)	Change
1	XMAD	<b>2,100.3</b>	+0.0
2	CEUX	<b>501.8</b>	+0.0
3	AQEU	<b>396.9</b>	+0.0
4	TQEX	<b>168.8</b>	+0.0
5	BATE	<b>4.1</b>	+0.0
6	CHIX	<b>4.0</b>	+0.0
7	TRQX	<b>0.1</b>	+0.0
8	AQXE	<b>0.0</b>	+0.0

Monthly Depth Trend



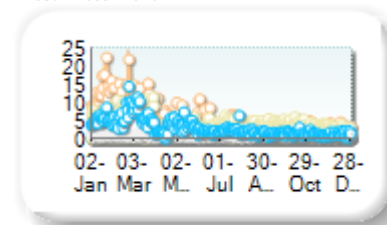
Market depth measures the amount of visible liquidity (bids and offers) in the order book within 10 or 50 BPS of mid price. The result is averaged over the stocks in the index and is based on measurements of the order book every 30 seconds. This is quoted in '000s of EUR.

### Best Prices

At touch

Rank	Venue	Best Price (%)	Change
1	XMAD	<b>5.44</b>	-0.14
2	CEUX	<b>4.52</b>	+0.00
3	AQEU	<b>2.82</b>	-0.01
4	TQEX	<b>0.50</b>	-0.03
5	BATE	<b>0.05</b>	-0.02
6	CHIX	<b>0.00</b>	+0.00
7	AQXE	<b>0.00</b>	+0.00
8	TRQX	<b>0.00</b>	+0.00

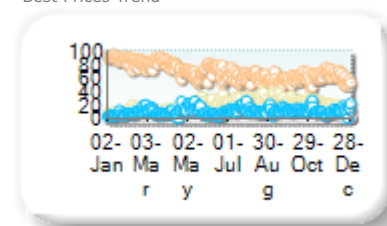
Best Prices Trend



25k EUR deal

Rank	Venue	Best Price (%)	Change
1	XMAD	<b>68.57</b>	+0.00
2	CEUX	<b>16.64</b>	+0.00
3	AQEU	<b>9.79</b>	+0.00
4	TQEX	<b>0.17</b>	+0.00
5	BATE	<b>0.00</b>	+0.00
6	CHIX	<b>0.00</b>	+0.00
7	TRQX	<b>0.00</b>	+0.00
8	AQXE	<b>0.00</b>	+0.00

Best Prices Trend

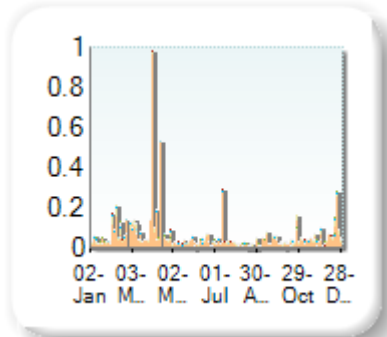


Best Price % measures how often each venue posts an absolute best price (no ties) for stocks. The result is averaged over the stocks in the index and is based on measurements of the order book every 5 seconds.

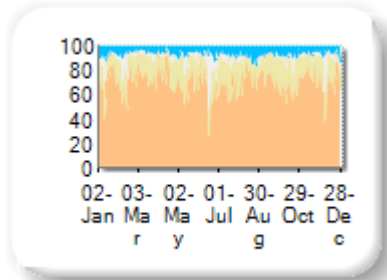
## Market Share

Rank	Venue	Market Share	Change
1	XMAD	<b>76.48%</b>	+0.00
2	CEUX	<b>14.94%</b>	+0.00
3	AQEU	<b>4.42%</b>	+0.00
4	TQEX	<b>3.99%</b>	+0.00
5	BATE	<b>0.09%</b>	+0.00
6	CHIX	<b>0.04%</b>	+0.00
7	TRQX	<b>0.03%</b>	+0.00
8	AQXE	<b>0.00%</b>	+0.00

Volume Trend



Market Share Trend



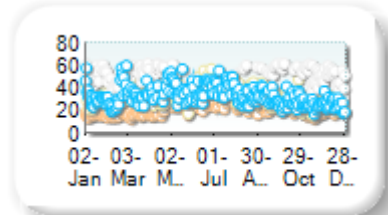
Market share is based on on-book value traded during continuous trading. The share is calculated by averaging over all stocks in the index. The current value shown is for last week and the change is relative to the previous week.

## Spreads

At touch

Rank	Venue	Spread (bps)	Change
1	XMAD	<b>21.30</b>	+0.00
2	CEUX	<b>32.16</b>	+0.00
3	AQEU	<b>32.79</b>	+0.00
4	TQEX	<b>63.90</b>	+0.00

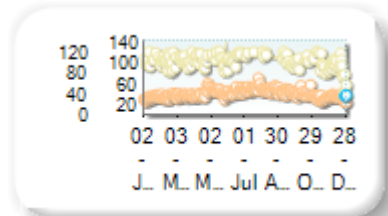
Monthly Spread Trend



25k EUR deal

Rank	Venue	Spread (bps)	Change
1	AQEU	<b>36.75</b>	+0.00
2	XMAD	<b>40.15</b>	+0.00
3	CEUX	<b>110.49</b>	+0.00

Monthly Spread Trend



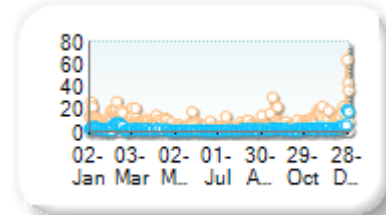
Spreads measure the bid to offer spread of the best visible orders in the book. The result is averaged over the stocks in the index and is based on measurements of the order books every 30 seconds. The value for the spread is quoted in basis points (0.01%).

## Book Depths

10BPS Depth (top of book)

Rank	Venue	Depth (1K EUR)	Change
1	XMAD	<b>8.2</b>	+0.0
2	AQEU	<b>2.0</b>	+0.0
3	CEUX	<b>1.5</b>	+0.0
4	TQEX	<b>0.2</b>	+0.0
5	BATE	<b>0.0</b>	+0.0

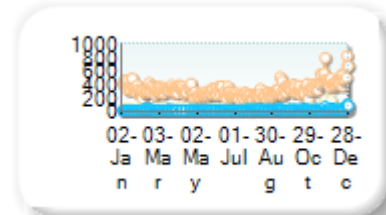
Monthly Depth Trend



50BPS Depth (deeper into book)

Rank	Venue	Depth (1K EUR)	Change
1	XMAD	<b>314.9</b>	+0.0
2	CEUX	<b>21.1</b>	+0.0
3	AQEU	<b>16.0</b>	+0.0
4	TQEX	<b>6.4</b>	+0.0
5	BATE	<b>0.5</b>	+0.0

Monthly Depth Trend



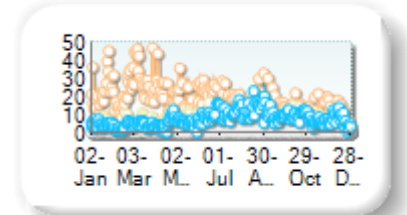
Market depth measures the amount of visible liquidity (bids and offers) in the order book within 10 or 50 BPS of mid price. The result is averaged over the stocks in the index and is based on measurements of the order book every 30 seconds. This is quoted in '000s of EUR.

## Best Prices

At touch

Rank	Venue	Best Price (%)	Change
1	XMAD	<b>17.42</b>	-0.62
2	AQEU	<b>7.26</b>	-0.25
3	CEUX	<b>5.96</b>	-0.18
4	TQEX	<b>0.35</b>	+0.00
5	BATE	<b>0.01</b>	+0.01
6	CHIX	<b>0.00</b>	+0.00
7	TRQX	<b>0.00</b>	+0.00
8	AQXE	<b>0.00</b>	+0.00

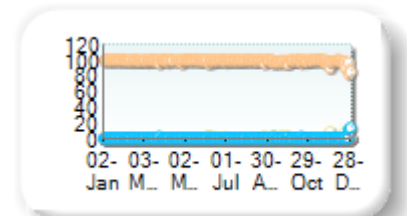
Best Prices Trend



25k EUR deal

Rank	Venue	Best Price (%)	Change
1	XMAD	<b>99.12</b>	+0.00
2	CEUX	<b>0.52</b>	+0.00
3	AQEU	<b>0.25</b>	+0.00
4	TQEX	<b>0.02</b>	+0.00
5	CHIX	<b>0.00</b>	+0.00
6	TRQX	<b>0.00</b>	+0.00
7	BATE	<b>0.00</b>	+0.00
8	AQXE	<b>0.00</b>	+0.00

Best Prices Trend



Best Price % measures how often each venue posts an absolute best price (no ties) for stocks. The result is averaged over the stocks in the index and is based on measurements of the order book every 5 seconds.