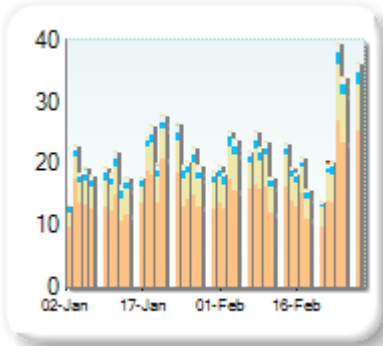


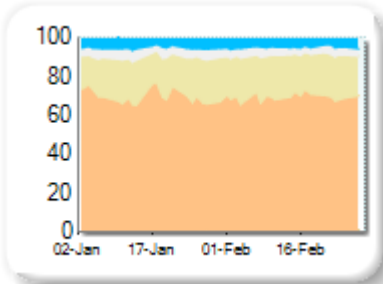
Market Share

Rank	Venue	Market Share	Change
1	XMAD	68.89%	-0.48
2	CEUX	21.58%	+1.55
3	AQEU	5.09%	-0.21
4	TQEX	4.21%	-0.73
5	TRQX	0.11%	-0.04
6	BATE	0.08%	-0.08
7	CHIX	0.04%	0.00
8	AQXE	0.00%	0.00

Volume Trend



Market Share Trend



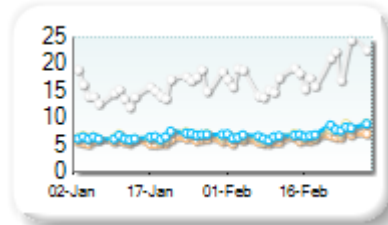
Market share is based on on-book value traded during continuous trading. The share is calculated by averaging over all stocks in the index. The current value shown is for last week and the change is relative to the previous week.

Spreads

At touch

Rank	Venue	Spread (bps)	Change
1	XMAD	6.14	+0.39
2	CEUX	6.94	+0.41
3	AQEU	7.11	+0.53
4	TQEX	18.36	+2.85
5	BATE	370.33	-23.92
6	AQXE	459.32	-5.96
7	CHIX	497.17	+4.03

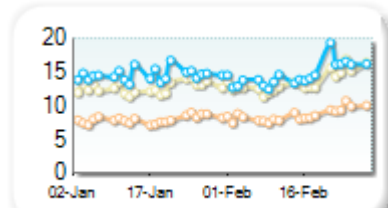
Monthly Spread Trend



25k EUR deal

Rank	Venue	Spread (bps)	Change
1	XMAD	8.59	+0.65
2	CEUX	13.45	+0.83
3	AQEU	14.51	+0.01
4	TQEX	53.97	+10.47

Monthly Spread Trend



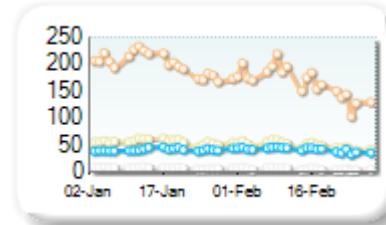
Spreads measure the bid to offer spread of the best visible orders in the book. The result is averaged over the stocks in the index and is based on measurements of the order books every 30 seconds. The value for the spread is quoted in basis points (0.01%).

Book Depths

10BPS Depth (top of book)

Rank	Venue	Depth (1K EUR)	Change
1	XMAD	165.8	-34.0
2	CEUX	50.4	-6.5
3	AQEU	42.0	+0.4
4	TQEX	6.7	-1.6
5	BATE	6.3	-5.3
6	CHIX	2.7	-1.3
7	AQXE	0.1	-0.3

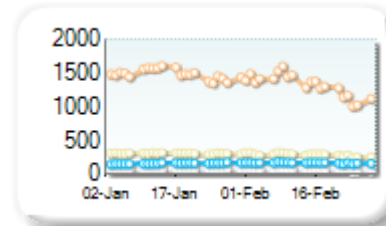
Monthly Depth Trend



50BPS Depth (deeper into book)

Rank	Venue	Depth (1K EUR)	Change
1	XMAD	1,318.6	-162.1
2	CEUX	291.9	-17.7
3	AQEU	169.9	+6.9
4	TQEX	65.4	-8.6
5	TRQX	12.5	+1.3
6	BATE	9.3	-4.2
7	CHIX	6.2	+0.2
8	AQXE	0.3	-0.1

Monthly Depth Trend



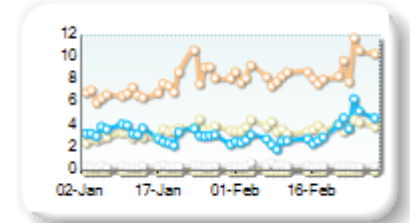
Market depth measures the amount of visible liquidity (bids and offers) in the order book within 10 or 50 BPS of mid price. The result is averaged over the stocks in the index and is based on measurements of the order book every 30 seconds. This is quoted in '000s of EUR.

Best Prices

At touch

Rank	Venue	Best Price (%)	Change
1	XMAD	8.74	+0.89
2	CEUX	3.85	+0.46
3	AQEU	3.32	+0.07
4	TQEX	0.50	+0.09
5	BATE	0.01	-0.02
6	CHIX	0.00	0.00
7	AQXE	0.00	0.00
8	TRQX	0.00	+0.00

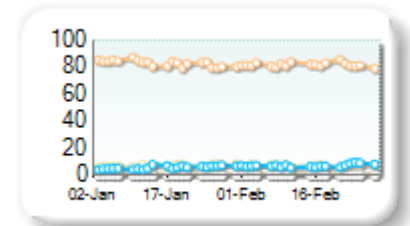
Best Prices Trend



25k EUR deal

Rank	Venue	Best Price (%)	Change
1	XMAD	81.44	-1.15
2	CEUX	7.22	+0.23
3	AQEU	7.10	+1.36
4	TQEX	0.10	-0.02
5	BATE	0.00	-0.01
6	CHIX	0.00	+0.00
7	TRQX	0.00	+0.00
8	AQXE	0.00	+0.00

Best Prices Trend

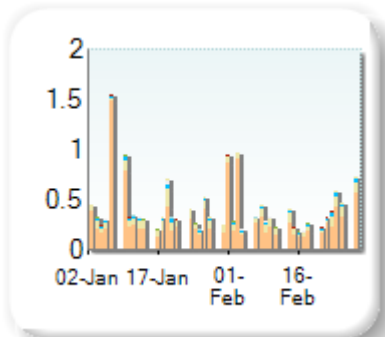


Best Price % measures how often each venue posts an absolute best price (no ties) for stocks. The result is averaged over the stocks in the index and is based on measurements of the order book every 5 seconds.

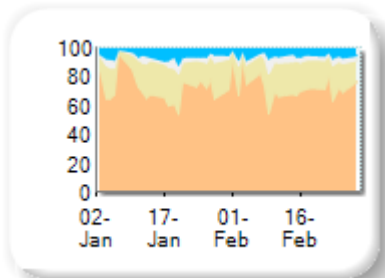
Market Share

Rank	Venue	Market Share	Change
1	XMAD	76.16%	+0.94
2	CEUX	16.01%	-0.40
3	AQEU	4.39%	-0.55
4	TQEX	3.35%	-0.03
5	TRQX	0.08%	+0.04
6	BATE	0.01%	+0.00
7	CHIX	0.00%	-0.01
8	AQXE	0.00%	0.00

Volume Trend



Market Share Trend




Market share is based on on-book value traded during continuous trading. The share is calculated by averaging over all stocks in the index. The current value shown is for last week and the change is relative to the previous week.

Spreads

At touch

Rank	Venue	Spread (bps)	Change
1	XMAD	7.44	+0.89
2	AQEU	8.42	+0.81
3	CEUX	8.56	+1.00
4	TQEX	18.04	+2.51

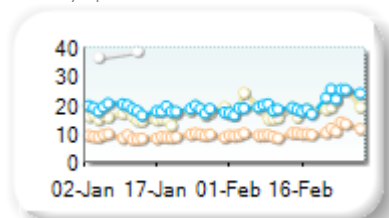
Monthly Spread Trend



25k EUR deal

Rank	Venue	Spread (bps)	Change
1	XMAD	10.51	+1.25
2	CEUX	19.10	+2.41
3	AQEU	20.33	+1.55
4	TQEX	45.96	+0.45

Monthly Spread Trend



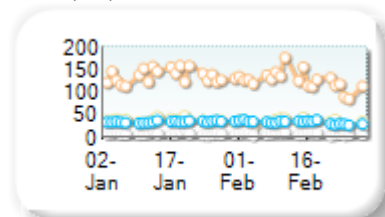
Spreads measure the bid to offer spread of the best visible orders in the book. The result is averaged over the stocks in the index and is based on measurements of the order books every 30 seconds. The value for the spread is quoted in basis points (0.01%).

Book Depths

10BPS Depth (top of book)

Rank	Venue	Depth (1K EUR)	Change
1	XMAD	125.7	-10.5
2	CEUX	33.9	-2.6
3	AQEU	32.4	-1.0
4	TQEX	7.3	-0.8

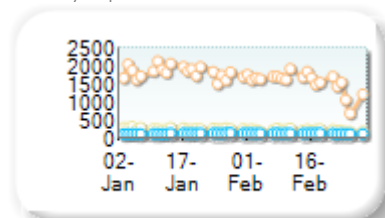
Monthly Depth Trend



50BPS Depth (deeper into book)

Rank	Venue	Depth (1K EUR)	Change
1	XMAD	1,558.8	-270.1
2	CEUX	215.0	-38.3
3	AQEU	115.9	+2.7
4	TQEX	51.8	-9.9

Monthly Depth Trend



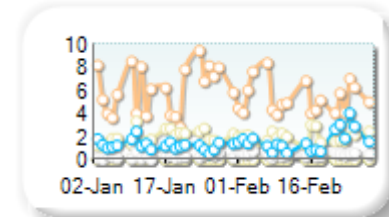
Market depth measures the amount of visible liquidity (bids and offers) in the order book within 10 or 50 BPS of mid price. The result is averaged over the stocks in the index and is based on measurements of the order book every 30 seconds. This is quoted in '000s of EUR.

Best Prices

At touch

Rank	Venue	Best Price (%)	Change
1	XMAD	5.29	-0.08
2	CEUX	2.01	-0.29
3	AQEU	1.62	+0.11
4	TQEX	0.49	+0.06
5	CHIX	0.00	+0.00
6	TRQX	0.00	+0.00
7	BATE	0.00	+0.00
8	AQXE	0.00	+0.00


Best Prices Trend



25k EUR deal

Rank	Venue	Best Price (%)	Change
1	XMAD	90.76	+0.31
2	CEUX	5.35	+0.27
3	AQEU	2.58	-0.50
4	TQEX	0.04	+0.01
5	CHIX	0.00	+0.00
6	TRQX	0.00	+0.00
7	BATE	0.00	+0.00
8	AQXE	0.00	+0.00

Best Prices Trend

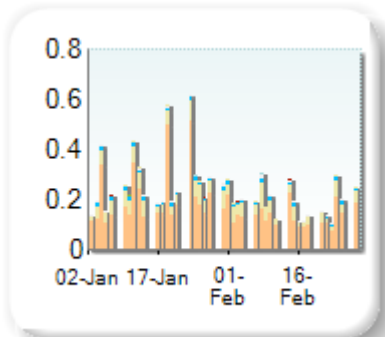


Best Price % measures how often each venue posts an absolute best price (no ties) for stocks. The result is averaged over the stocks in the index and is based on measurements of the order book every 5 seconds.

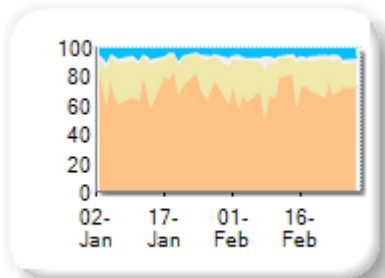
Market Share

Rank	Venue	Market Share	Change
1	XMAD	69.27%	-4.83
2	CEUX	21.86%	+3.33
3	AQEU	5.08%	+0.64
4	TQEX	3.77%	+0.93
5	BATE	0.01%	-0.05
6	CHIX	0.01%	+0.00
7	TRQX	0.01%	-0.02
8	AQXE	0.00%	+0.00

Volume Trend



Market Share Trend



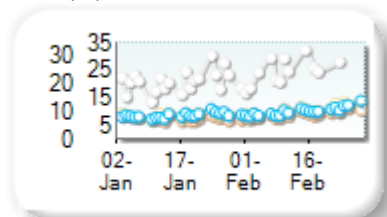
Market share is based on on-book value traded during continuous trading. The share is calculated by averaging over all stocks in the index. The current value shown is for last week and the change is relative to the previous week.

Spreads

At touch

Rank	Venue	Spread (bps)	Change
1	XMAD	9.30	+1.57
2	AQEU	10.46	+1.56
3	CEUX	10.69	+1.72
4	TQEX	31.02	+9.84

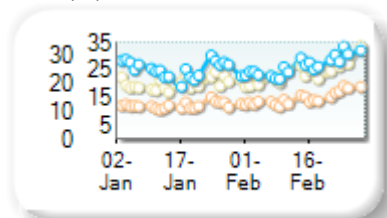
Monthly Spread Trend



25k EUR deal

Rank	Venue	Spread (bps)	Change
1	XMAD	15.02	+2.60
2	CEUX	24.59	+4.12
3	AQEU	26.86	+1.25

Monthly Spread Trend



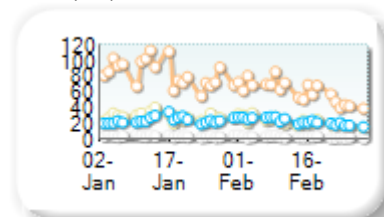
Spreads measure the bid to offer spread of the best visible orders in the book. The result is averaged over the stocks in the index and is based on measurements of the order books every 30 seconds. The value for the spread is quoted in basis points (0.01%).

Book Depths

10BPS Depth (top of book)

Rank	Venue	Depth (1K EUR)	Change
1	XMAD	60.1	-23.3
2	AQEU	22.2	-1.2
3	CEUX	21.1	-6.6
4	TQEX	2.3	-1.4

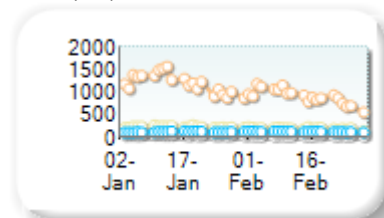
Monthly Depth Trend



50BPS Depth (deeper into book)

Rank	Venue	Depth (1K EUR)	Change
1	XMAD	904.0	-292.6
2	CEUX	189.7	-31.8
3	AQEU	108.9	+3.7
4	TQEX	33.0	-12.2
5	AQXE	0.0	+0.0

Monthly Depth Trend



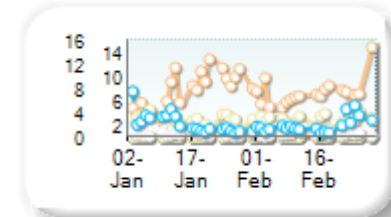
Market depth measures the amount of visible liquidity (bids and offers) in the order book within 10 or 50 BPS of mid price. The result is averaged over the stocks in the index and is based on measurements of the order book every 30 seconds. This is quoted in '000s of EUR.

Best Prices

At touch

Rank	Venue	Best Price (%)	Change
1	XMAD	7.22	+1.99
2	CEUX	2.73	-0.43
3	AQEU	1.98	-0.93
4	TQEX	0.49	-0.09
5	AQXE	0.00	+0.00
6	CHIX	0.00	+0.00
7	TRQX	0.00	+0.00
8	BATE	0.00	+0.00

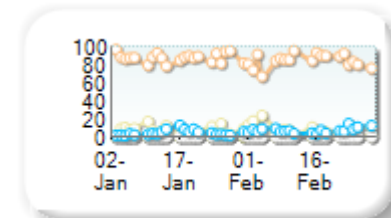
Best Prices Trend



25k EUR deal

Rank	Venue	Best Price (%)	Change
1	XMAD	85.19	-3.01
2	CEUX	7.55	+0.60
3	AQEU	7.06	+2.79
4	TQEX	0.00	-0.12
5	CHIX	0.00	+0.00
6	TRQX	0.00	+0.00
7	BATE	0.00	+0.00
8	AQXE	0.00	+0.00

Best Prices Trend

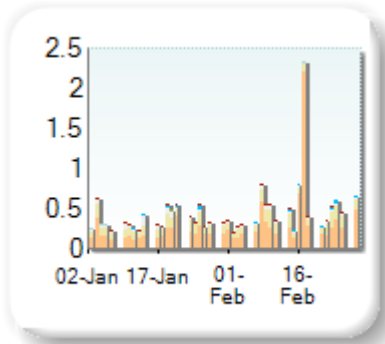


Best Price % measures how often each venue posts an absolute best price (no ties) for stocks. The result is averaged over the stocks in the index and is based on measurements of the order book every 5 seconds.

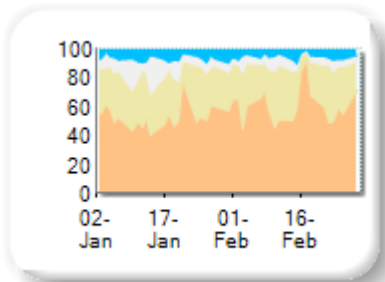
Market Share

Rank	Venue	Market Share	Change
1	XMAD	67.91%	+14.60
2	CEUX	22.62%	-7.10
3	TQEX	4.88%	-5.16
4	AQEU	4.36%	-2.14
5	TRQX	0.11%	-0.03
6	BATE	0.09%	-0.16
7	CHIX	0.02%	-0.01

Volume Trend



Market Share Trend



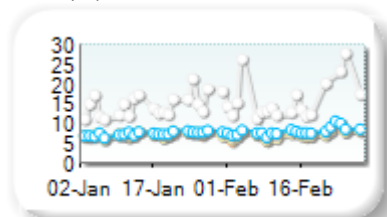
Market share is based on on-book value traded during continuous trading. The share is calculated by averaging over all stocks in the index. The current value shown is for last week and the change is relative to the previous week.

Spreads

At touch

Rank	Venue	Spread (bps)	Change
1	XMAD	7.46	+0.14
2	CEUX	7.56	+0.22
3	AQEU	8.18	+0.59
4	TQEX	17.64	+2.76

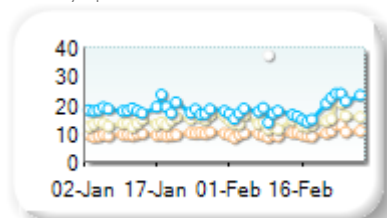
Monthly Spread Trend



25k EUR deal

Rank	Venue	Spread (bps)	Change
1	XMAD	10.32	+0.42
2	CEUX	14.86	+0.30
3	AQEU	18.47	-0.21
4	TQEX	52.77	+1.82

Monthly Spread Trend



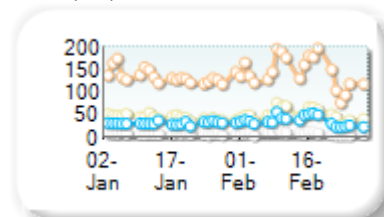
Spreads measure the bid to offer spread of the best visible orders in the book. The result is averaged over the stocks in the index and is based on measurements of the order books every 30 seconds. The value for the spread is quoted in basis points (0.01%).

Book Depths

10BPS Depth (top of book)

Rank	Venue	Depth (1K EUR)	Change
1	XMAD	145.1	+10.0
2	CEUX	49.6	+6.0
3	AQEU	35.6	+5.4
4	TQEX	8.3	+0.7

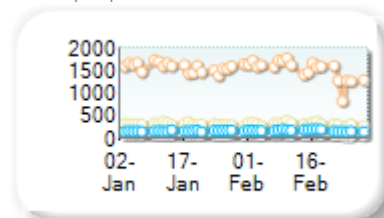
Monthly Depth Trend



50BPS Depth (deeper into book)

Rank	Venue	Depth (1K EUR)	Change
1	XMAD	1,512.5	-65.9
2	CEUX	307.0	+1.8
3	AQEU	159.1	+11.9
4	TQEX	73.6	-5.7

Monthly Depth Trend



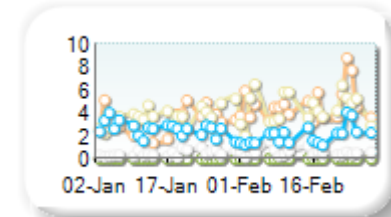
Market depth measures the amount of visible liquidity (bids and offers) in the order book within 10 or 50 BPS of mid price. The result is averaged over the stocks in the index and is based on measurements of the order book every 30 seconds. This is quoted in '000s of EUR.

Best Prices

At touch

Rank	Venue	Best Price (%)	Change
1	XMAD	4.77	+0.85
2	CEUX	4.41	+0.60
3	AQEU	2.04	-0.71
4	TQEX	0.59	+0.12
5	CHIX	0.00	+0.00
6	TRQX	0.00	+0.00
7	BATE	0.00	+0.00

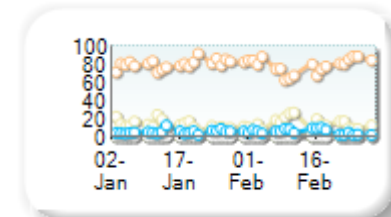
Best Prices Trend



25k EUR deal

Rank	Venue	Best Price (%)	Change
1	XMAD	78.48	-1.95
2	CEUX	14.20	+1.41
3	AQEU	5.14	+0.25
4	TQEX	0.08	+0.01
5	CHIX	0.00	+0.00
6	TRQX	0.00	+0.00
7	BATE	0.00	+0.00

Best Prices Trend

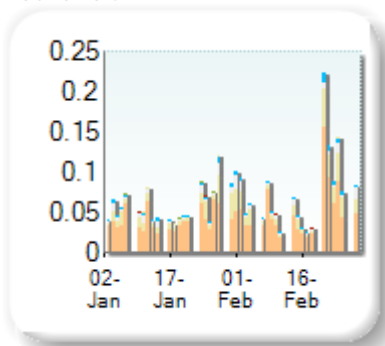


Best Price % measures how often each venue posts an absolute best price (no ties) for stocks. The result is averaged over the stocks in the index and is based on measurements of the order book every 5 seconds.

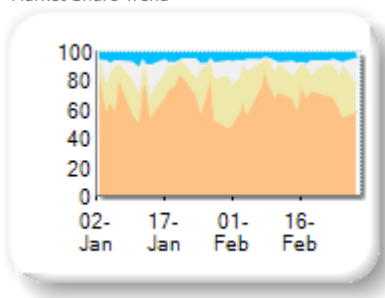
Market Share

Rank	Venue	Market Share	Change
1	XMAD	66.58%	-0.67
2	CEUX	21.95%	+2.74
3	TQEX	6.70%	-1.22
4	AQEU	4.77%	-0.64
5	AQXE	0.00%	0.00
6	CHIX	0.00%	-0.03

Volume Trend



Market Share Trend



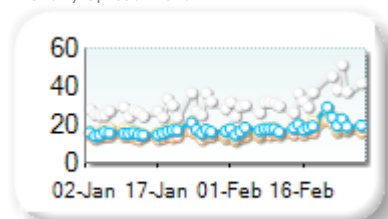
Market share is based on on-book value traded during continuous trading. The share is calculated by averaging over all stocks in the index. The current value shown is for last week and the change is relative to the previous week.

Spreads

At touch

Rank	Venue	Spread (bps)	Change
1	XMAD	16.39	+2.09
2	CEUX	19.35	+1.78
3	AQEU	19.59	+2.96
4	TQEX	37.86	+9.27

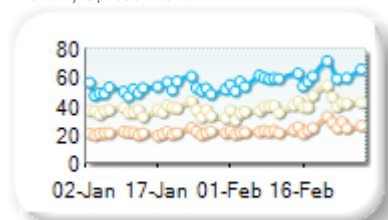
Monthly Spread Trend



25k EUR deal

Rank	Venue	Spread (bps)	Change
1	XMAD	24.38	+2.78
2	CEUX	40.70	+3.77
3	AQEU	59.40	+7.13

Monthly Spread Trend



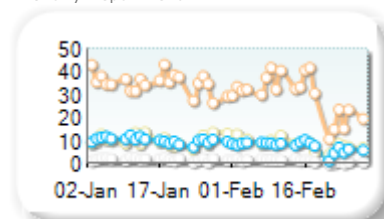
Spreads measure the bid to offer spread of the best visible orders in the book. The result is averaged over the stocks in the index and is based on measurements of the order books every 30 seconds. The value for the spread is quoted in basis points (0.01%).

Book Depths

10BPS Depth (top of book)

Rank	Venue	Depth (1K EUR)	Change
1	XMAD	29.9	-5.4
2	CEUX	8.6	-1.7
3	AQEU	7.7	-2.6
4	TQEX	1.4	-0.6

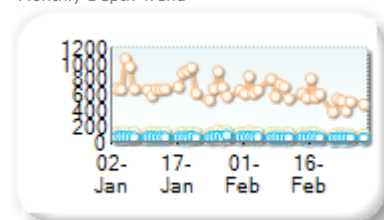
Monthly Depth Trend



50BPS Depth (deeper into book)

Rank	Venue	Depth (1K EUR)	Change
1	XMAD	604.3	-127.7
2	CEUX	110.3	-10.7
3	AQEU	50.9	-7.0
4	TQEX	22.8	-6.6

Monthly Depth Trend



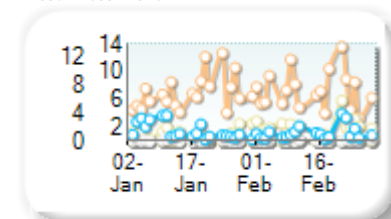
Market depth measures the amount of visible liquidity (bids and offers) in the order book within 10 or 50 BPS of mid price. The result is averaged over the stocks in the index and is based on measurements of the order book every 30 seconds. This is quoted in '000s of EUR.

Best Prices

At touch

Rank	Venue	Best Price (%)	Change
1	XMAD	7.37	+1.07
2	CEUX	1.97	+1.27
3	AQEU	1.21	-0.41
4	TQEX	0.13	-0.07
5	CHIX	0.00	+0.00
6	TRQX	0.00	+0.00
7	BATE	0.00	+0.00
8	AQXE	0.00	+0.00

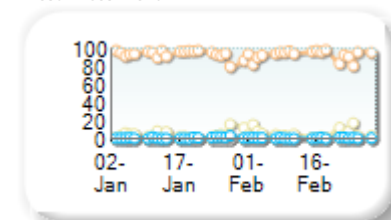
Best Prices Trend



25k EUR deal

Rank	Venue	Best Price (%)	Change
1	XMAD	93.53	-1.08
2	CEUX	5.56	+1.23
3	AQEU	0.70	-0.24
4	TQEX	0.01	+0.01
5	CHIX	0.00	+0.00
6	TRQX	0.00	+0.00
7	BATE	0.00	+0.00
8	AQXE	0.00	+0.00

Best Prices Trend

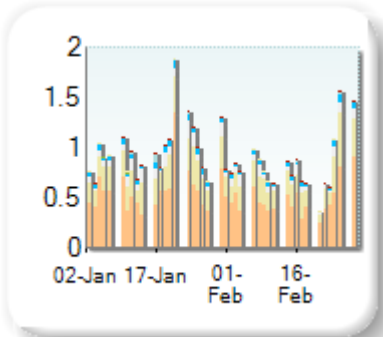


Best Price % measures how often each venue posts an absolute best price (no ties) for stocks. The result is averaged over the stocks in the index and is based on measurements of the order book every 5 seconds.

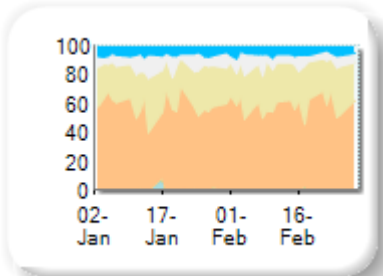
Market Share

Rank	Venue	Market Share	Change
1	XMAD	57.81%	-0.51
2	CEUX	28.12%	+2.27
3	TQEX	7.85%	-0.94
4	AQEU	5.93%	-0.21
5	TRQX	0.19%	-0.50
6	CHIX	0.05%	-0.04
7	BATE	0.04%	-0.07
8	AQXE	0.00%	+0.00

Volume Trend



Market Share Trend




Market share is based on on-book value traded during continuous trading. The share is calculated by averaging over all stocks in the index. The current value shown is for last week and the change is relative to the previous week.

Spreads

At touch

Rank	Venue	Spread (bps)	Change
1	CEUX	7.30	+1.03
2	XMAD	7.42	+1.00
3	AQEU	7.96	+1.25
4	TQEX	17.57	+1.79

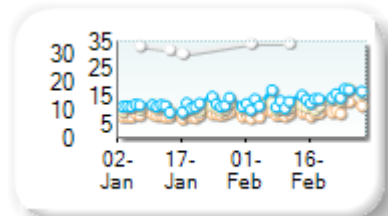
Monthly Spread Trend



25k EUR deal

Rank	Venue	Spread (bps)	Change
1	XMAD	9.52	+1.15
2	CEUX	12.80	+1.74
3	AQEU	14.34	+2.29
4	TQEX	72.28	+31.82

Monthly Spread Trend



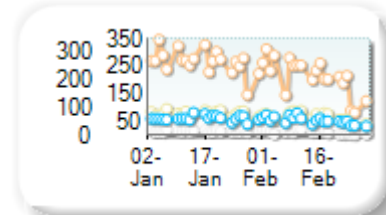
Spreads measure the bid to offer spread of the best visible orders in the book. The result is averaged over the stocks in the index and is based on measurements of the order books every 30 seconds. The value for the spread is quoted in basis points (0.01%).

Book Depths

10BPS Depth (top of book)

Rank	Venue	Depth (1K EUR)	Change
1	XMAD	217.1	-52.4
2	CEUX	67.6	-12.7
3	AQEU	55.5	-7.2
4	TQEX	12.6	-3.4

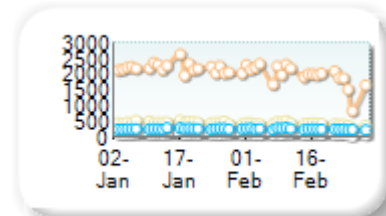
Monthly Depth Trend



50BPS Depth (deeper into book)

Rank	Venue	Depth (1K EUR)	Change
1	XMAD	1,951.2	-236.0
2	CEUX	412.0	-42.5
3	AQEU	240.2	-5.5
4	TQEX	91.5	-18.2
5	BATE	7.2	+0.4

Monthly Depth Trend



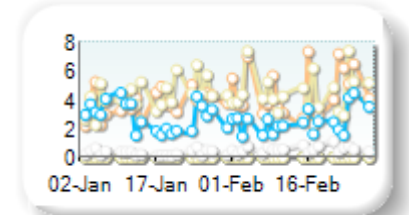
Market depth measures the amount of visible liquidity (bids and offers) in the order book within 10 or 50 BPS of mid price. The result is averaged over the stocks in the index and is based on measurements of the order book every 30 seconds. This is quoted in '000s of EUR.

Best Prices

At touch

Rank	Venue	Best Price (%)	Change
1	XMAD	4.60	+0.15
2	CEUX	4.58	+0.03
3	AQEU	2.52	-0.37
4	TQEX	0.60	+0.26
5	CHIX	0.00	+0.00
6	TRQX	0.00	+0.00
7	BATE	0.00	+0.00
8	AQXE	0.00	+0.00

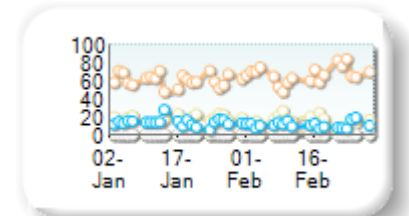
Best Prices Trend



25k EUR deal

Rank	Venue	Best Price (%)	Change
1	XMAD	67.05	+5.69
2	CEUX	15.07	-2.15
3	AQEU	11.07	-2.78
4	TQEX	0.20	-0.17
5	CHIX	0.00	+0.00
6	TRQX	0.00	+0.00
7	BATE	0.00	+0.00
8	AQXE	0.00	+0.00

Best Prices Trend

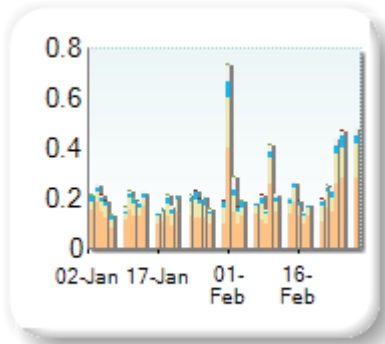


Best Price % measures how often each venue posts an absolute best price (no ties) for stocks. The result is averaged over the stocks in the index and is based on measurements of the order book every 5 seconds.

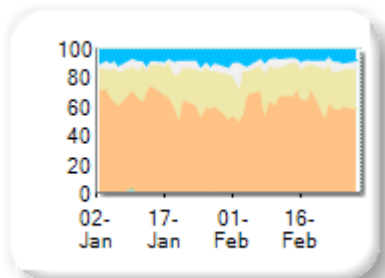
Market Share

Rank	Venue	Market Share	Change
1	XMAD	60.96%	-2.87
2	CEUX	24.77%	+2.55
3	AQEU	7.78%	-1.07
4	TQEX	6.42%	+1.74
5	TRQX	0.05%	-0.26
6	CHIX	0.02%	-0.03
7	BATE	0.01%	-0.04

Volume Trend



Market Share Trend



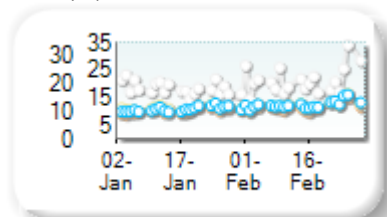
Market share is based on on-book value traded during continuous trading. The share is calculated by averaging over all stocks in the index. The current value shown is for last week and the change is relative to the previous week.

Spreads

At touch

Rank	Venue	Spread (bps)	Change
1	XMAD	11.81	+1.45
2	AQEU	12.69	+1.62
3	CEUX	12.70	+1.33
4	TQEX	21.57	+2.84

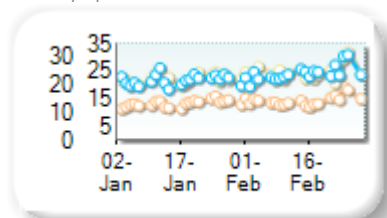
Monthly Spread Trend



25k EUR deal

Rank	Venue	Spread (bps)	Change
1	XMAD	14.61	+1.09
2	CEUX	24.35	+1.80
3	AQEU	24.49	+2.44
4	TQEX	79.23	+20.05

Monthly Spread Trend



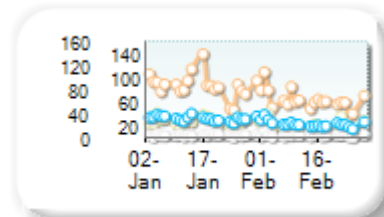
Spreads measure the bid to offer spread of the best visible orders in the book. The result is averaged over the stocks in the index and is based on measurements of the order books every 30 seconds. The value for the spread is quoted in basis points (0.01%).

Book Depths

10BPS Depth (top of book)

Rank	Venue	Depth (1K EUR)	Change
1	XMAD	64.0	-24.0
2	CEUX	24.4	-4.7
3	AQEU	24.3	-9.1
4	TQEX	5.7	+0.0
5	CHIX	1.3	+0.1

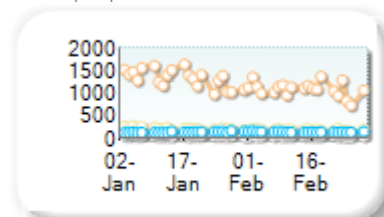
Monthly Depth Trend



50BPS Depth (deeper into book)

Rank	Venue	Depth (1K EUR)	Change
1	XMAD	1,083.6	-240.8
2	CEUX	178.3	-29.2
3	AQEU	124.8	+3.0
4	TQEX	41.6	-4.1
5	CHIX	1.3	+0.1

Monthly Depth Trend



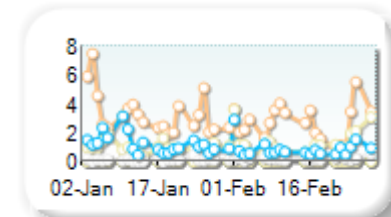
Market depth measures the amount of visible liquidity (bids and offers) in the order book within 10 or 50 BPS of mid price. The result is averaged over the stocks in the index and is based on measurements of the order book every 30 seconds. This is quoted in '000s of EUR.

Best Prices

At touch

Rank	Venue	Best Price (%)	Change
1	XMAD	2.71	-0.94
2	CEUX	1.27	+0.29
3	AQEU	0.87	-0.46
4	TQEX	0.22	+0.10
5	CHIX	0.00	+0.00
6	TRQX	0.00	+0.00
7	BATE	0.00	+0.00
8	AQXE	0.00	+0.00

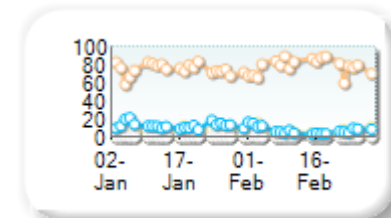
Best Prices Trend



25k EUR deal

Rank	Venue	Best Price (%)	Change
1	XMAD	78.64	+3.18
2	AQEU	7.14	-5.37
3	CEUX	6.13	+0.21
4	TQEX	0.09	+0.01
5	CHIX	0.00	+0.00
6	TRQX	0.00	+0.00
7	BATE	0.00	+0.00
8	AQXE	0.00	+0.00

Best Prices Trend

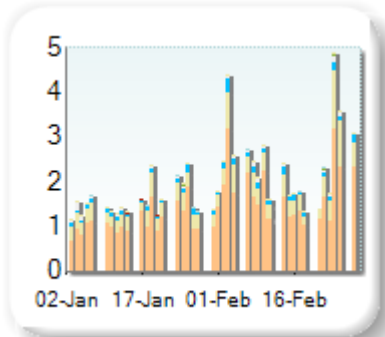


Best Price % measures how often each venue posts an absolute best price (no ties) for stocks. The result is averaged over the stocks in the index and is based on measurements of the order book every 5 seconds.

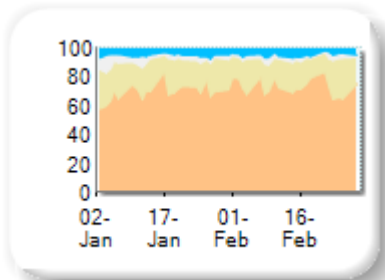
Market Share

Rank	Venue	Market Share	Change
1	XMAD	71.98%	+2.26
2	CEUX	20.07%	-0.39
3	AQEU	4.83%	-0.23
4	TQEX	2.93%	-1.72
5	BATE	0.10%	+0.03
6	CHIX	0.05%	+0.03
7	TRQX	0.04%	+0.01
8	AQXE	0.00%	0.00

Volume Trend



Market Share Trend




Market share is based on on-book value traded during continuous trading. The share is calculated by averaging over all stocks in the index. The current value shown is for last week and the change is relative to the previous week.

Spreads

At touch

Rank	Venue	Spread (bps)	Change
1	XMAD	4.10	+0.28
2	AQEU	4.25	+0.09
3	CEUX	4.63	+0.30
4	TQEX	19.33	+2.08

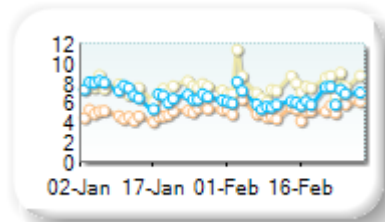
Monthly Spread Trend



25k EUR deal

Rank	Venue	Spread (bps)	Change
1	XMAD	5.35	+0.41
2	AQEU	6.42	-0.56
3	CEUX	7.84	+0.31
4	TQEX	51.51	+8.02

Monthly Spread Trend



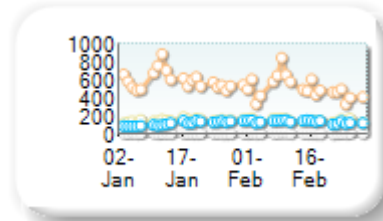
Spreads measure the bid to offer spread of the best visible orders in the book. The result is averaged over the stocks in the index and is based on measurements of the order books every 30 seconds. The value for the spread is quoted in basis points (0.01%).

Book Depths

10BPS Depth (top of book)

Rank	Venue	Depth (1K EUR)	Change
1	XMAD	512.5	-82.8
2	CEUX	146.8	-1.3
3	AQEU	134.6	+19.6
4	TQEX	8.4	-0.6
5	AQXE	0.2	-0.1

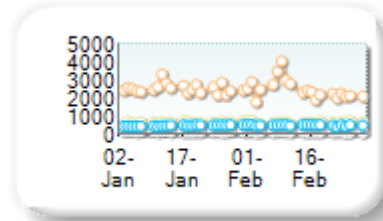
Monthly Depth Trend



50BPS Depth (deeper into book)

Rank	Venue	Depth (1K EUR)	Change
1	XMAD	2,478.5	-45.7
2	CEUX	629.2	-6.1
3	AQEU	470.4	+23.3
4	TQEX	99.0	-22.8
5	AQXE	0.2	-0.1

Monthly Depth Trend



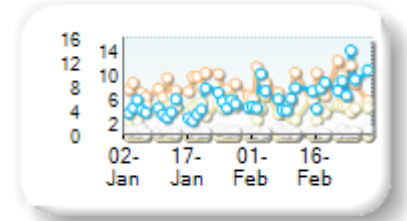
Market depth measures the amount of visible liquidity (bids and offers) in the order book within 10 or 50 BPS of mid price. The result is averaged over the stocks in the index and is based on measurements of the order book every 30 seconds. This is quoted in '000s of EUR.

Best Prices

At touch

Rank	Venue	Best Price (%)	Change
1	XMAD	7.95	+0.29
2	AQEU	7.35	+2.80
3	CEUX	4.32	-0.59
4	TQEX	0.60	-0.19
5	BATE	0.00	0.00
6	CHIX	0.00	+0.00
7	TRQX	0.00	+0.00
8	AQXE	0.00	0.00

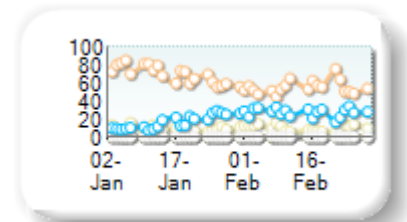
Best Prices Trend



25k EUR deal

Rank	Venue	Best Price (%)	Change
1	XMAD	55.37	-14.34
2	AQEU	27.28	+10.89
3	CEUX	10.14	+1.48
4	TQEX	0.12	+0.05
5	CHIX	0.00	+0.00
6	TRQX	0.00	+0.00
7	BATE	0.00	+0.00
8	AQXE	0.00	+0.00

Best Prices Trend

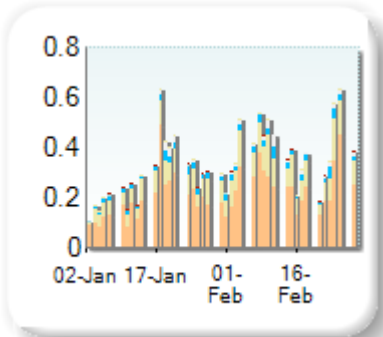


Best Price % measures how often each venue posts an absolute best price (no ties) for stocks. The result is averaged over the stocks in the index and is based on measurements of the order book every 5 seconds.

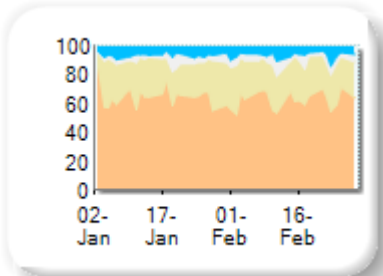
Market Share

Rank	Venue	Market Share	Change
1	XMAD	63.04%	-2.16
2	CEUX	25.54%	+1.85
3	AQEU	6.47%	+0.33
4	TQEX	4.91%	+0.16
5	BATE	0.02%	-0.05
6	CHIX	0.01%	-0.02
7	TRQX	0.01%	-0.11
8	AQXE	0.00%	+0.00

Volume Trend



Market Share Trend




Market share is based on on-book value traded during continuous trading. The share is calculated by averaging over all stocks in the index. The current value shown is for last week and the change is relative to the previous week.

Spreads

At touch

Rank	Venue	Spread (bps)	Change
1	XMAD	7.49	+1.12
2	AQEU	8.01	+1.15
3	CEUX	8.39	+0.95
4	TQEX	22.82	-0.84

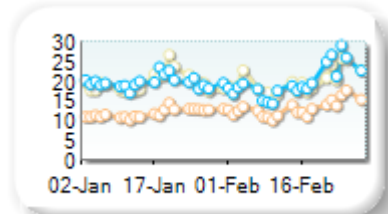
Monthly Spread Trend



25k EUR deal

Rank	Venue	Spread (bps)	Change
1	XMAD	13.11	+1.12
2	CEUX	19.68	-0.03
3	AQEU	19.83	+0.04
4	TQEX	63.72	+1.06

Monthly Spread Trend



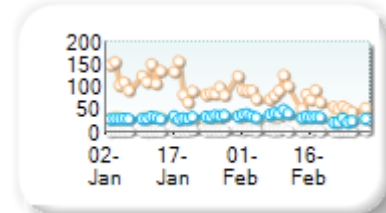
Spreads measure the bid to offer spread of the best visible orders in the book. The result is averaged over the stocks in the index and is based on measurements of the order books every 30 seconds. The value for the spread is quoted in basis points (0.01%).

Book Depths

10BPS Depth (top of book)

Rank	Venue	Depth (1K EUR)	Change
1	XMAD	75.3	-36.1
2	AQEU	33.3	+1.9
3	CEUX	31.1	+0.5
4	TQEX	3.1	+0.9
5	BATE	2.6	+0.1

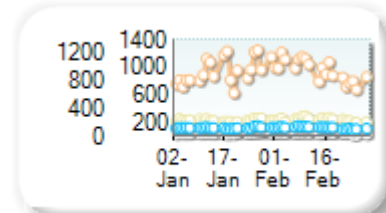
Monthly Depth Trend



50BPS Depth (deeper into book)

Rank	Venue	Depth (1K EUR)	Change
1	XMAD	961.1	+6.1
2	CEUX	244.9	+11.1
3	AQEU	127.3	+2.4
4	TQEX	56.1	+4.4
5	BATE	2.6	+0.1

Monthly Depth Trend



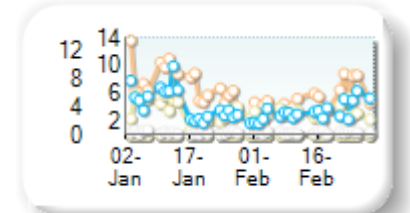
Market depth measures the amount of visible liquidity (bids and offers) in the order book within 10 or 50 BPS of mid price. The result is averaged over the stocks in the index and is based on measurements of the order book every 30 seconds. This is quoted in '000s of EUR.

Best Prices

At touch

Rank	Venue	Best Price (%)	Change
1	XMAD	5.28	-2.07
2	AQEU	3.42	-0.81
3	CEUX	2.91	-0.61
4	TQEX	0.44	+0.07
5	CHIX	0.00	0.00
6	TRQX	0.00	+0.00
7	BATE	0.00	+0.00
8	AQXE	0.00	+0.00

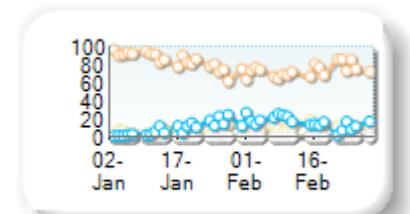
Best Prices Trend



25k EUR deal

Rank	Venue	Best Price (%)	Change
1	XMAD	74.17	-10.70
2	AQEU	16.12	+6.98
3	CEUX	9.43	+3.65
4	TQEX	0.01	-0.02
5	CHIX	0.00	+0.00
6	TRQX	0.00	+0.00
7	BATE	0.00	+0.00
8	AQXE	0.00	+0.00

Best Prices Trend

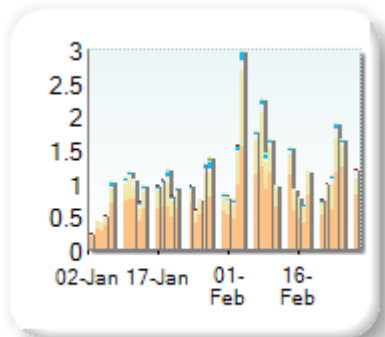


Best Price % measures how often each venue posts an absolute best price (no ties) for stocks. The result is averaged over the stocks in the index and is based on measurements of the order book every 5 seconds.

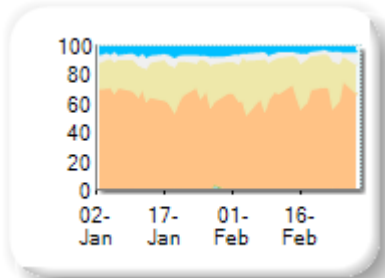
Market Share

Rank	Venue	Market Share	Change
1	XMAD	63.30%	-0.31
2	CEUX	27.33%	+3.50
3	TQEX	4.94%	-0.51
4	AQEU	4.10%	-1.89
5	TRQX	0.18%	-0.43
6	BATE	0.09%	-0.39
7	CHIX	0.06%	+0.02
8	AQXE	0.00%	0.00

Volume Trend



Market Share Trend



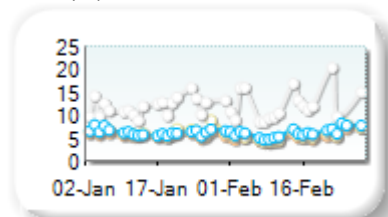
Market share is based on on-book value traded during continuous trading. The share is calculated by averaging over all stocks in the index. The current value shown is for last week and the change is relative to the previous week.

Spreads

At touch

Rank	Venue	Spread (bps)	Change
1	XMAD	5.47	-0.40
2	CEUX	5.90	-0.60
3	AQEU	6.33	-0.13
4	TQEX	14.11	+1.51

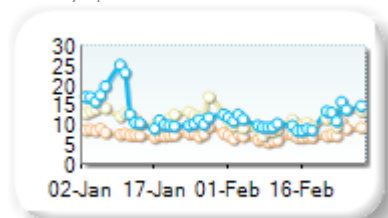
Monthly Spread Trend



25k EUR deal

Rank	Venue	Spread (bps)	Change
1	XMAD	7.32	-0.60
2	CEUX	10.55	-2.00
3	AQEU	11.13	-2.48
4	TQEX	46.35	+1.58

Monthly Spread Trend



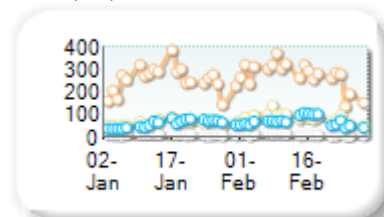
Spreads measure the bid to offer spread of the best visible orders in the book. The result is averaged over the stocks in the index and is based on measurements of the order books every 30 seconds. The value for the spread is quoted in basis points (0.01%).

Book Depths

10BPS Depth (top of book)

Rank	Venue	Depth (1K EUR)	Change
1	XMAD	274.2	+18.1
2	CEUX	84.4	+21.9
3	AQEU	69.6	+10.9
4	TQEX	11.0	+0.3
5	BATE	5.8	-2.7
6	AQXE	0.4	+0.1

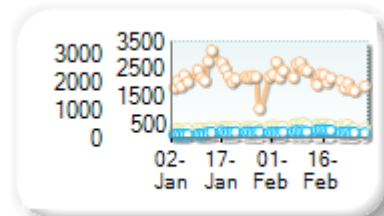
Monthly Depth Trend



50BPS Depth (deeper into book)

Rank	Venue	Depth (1K EUR)	Change
1	XMAD	2,241.9	-6.5
2	CEUX	476.1	+91.8
3	AQEU	247.1	+52.8
4	TQEX	81.8	-3.5
5	BATE	8.2	-3.5
6	AQXE	0.4	+0.1

Monthly Depth Trend



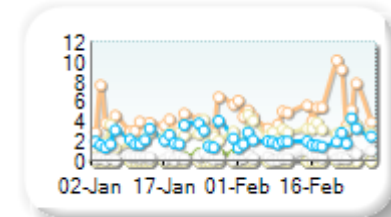
Market depth measures the amount of visible liquidity (bids and offers) in the order book within 10 or 50 BPS of mid price. The result is averaged over the stocks in the index and is based on measurements of the order book every 30 seconds. This is quoted in '000s of EUR.

Best Prices

At touch

Rank	Venue	Best Price (%)	Change
1	XMAD	5.28	+0.83
2	CEUX	3.13	+0.82
3	AQEU	2.17	+0.14
4	TQEX	0.52	+0.25
5	BATE	0.05	-0.15
6	CHIX	0.00	+0.00
7	TRQX	0.00	+0.00
8	AQXE	0.00	+0.00

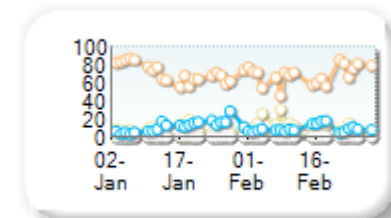
Best Prices Trend



25k EUR deal

Rank	Venue	Best Price (%)	Change
1	XMAD	69.06	-2.19
2	CEUX	12.65	+3.41
3	AQEU	9.11	-2.49
4	TQEX	0.22	-0.06
5	BATE	0.00	-0.09
6	CHIX	0.00	+0.00
7	TRQX	0.00	+0.00
8	AQXE	0.00	+0.00

Best Prices Trend

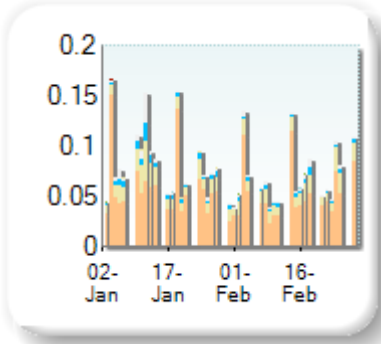


Best Price % measures how often each venue posts an absolute best price (no ties) for stocks. The result is averaged over the stocks in the index and is based on measurements of the order book every 5 seconds.

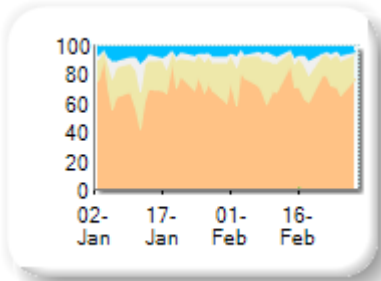
Market Share

Rank	Venue	Market Share	Change
1	XMAD	72.67%	+2.99
2	CEUX	18.40%	+0.16
3	AQEU	4.69%	-1.63
4	TQEX	4.06%	-1.68
5	BATE	0.16%	+0.14
6	TRQX	0.02%	+0.02

Volume Trend



Market Share Trend




Market share is based on on-book value traded during continuous trading. The share is calculated by averaging over all stocks in the index. The current value shown is for last week and the change is relative to the previous week.

Spreads

At touch

Rank	Venue	Spread (bps)	Change
1	XMAD	16.78	+2.02
2	AQEU	18.96	+2.84
3	CEUX	19.87	+2.11
4	TQEX	40.71	+9.83

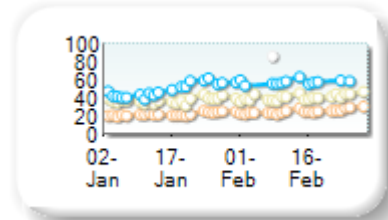
Monthly Spread Trend



25k EUR deal

Rank	Venue	Spread (bps)	Change
1	XMAD	25.12	+3.17
2	CEUX	40.85	+3.56
3	AQEU	57.69	+8.65
4	TQEX	86.61	n/a

Monthly Spread Trend



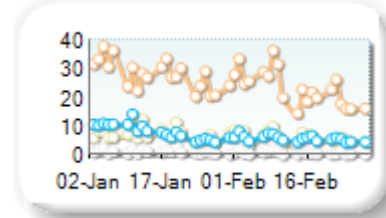
Spreads measure the bid to offer spread of the best visible orders in the book. The result is averaged over the stocks in the index and is based on measurements of the order books every 30 seconds. The value for the spread is quoted in basis points (0.01%).

Book Depths

10BPS Depth (top of book)

Rank	Venue	Depth (1K EUR)	Change
1	XMAD	23.5	-4.6
2	CEUX	6.2	-1.0
3	AQEU	5.8	-2.4
4	TQEX	0.8	-0.5

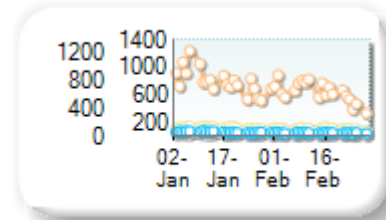
Monthly Depth Trend



50BPS Depth (deeper into book)

Rank	Venue	Depth (1K EUR)	Change
1	XMAD	649.2	-152.9
2	CEUX	113.8	-16.0
3	AQEU	50.0	-12.0
4	TQEX	28.0	-6.4

Monthly Depth Trend



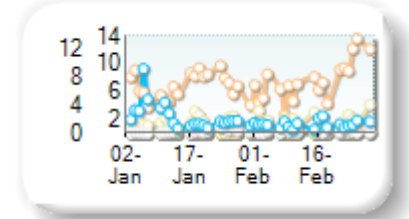
Market depth measures the amount of visible liquidity (bids and offers) in the order book within 10 or 50 BPS of mid price. The result is averaged over the stocks in the index and is based on measurements of the order book every 30 seconds. This is quoted in '000s of EUR.

Best Prices

At touch

Rank	Venue	Best Price (%)	Change
1	XMAD	7.61	+1.83
2	CEUX	1.80	+0.17
3	AQEU	1.29	-1.32
4	TQEX	0.32	+0.12
5	CHIX	0.00	+0.00
6	TRQX	0.00	+0.00
7	BATE	0.00	+0.00
8	AQXE	0.00	+0.00

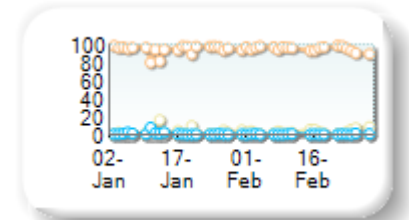
Best Prices Trend



25k EUR deal

Rank	Venue	Best Price (%)	Change
1	XMAD	96.16	+1.00
2	CEUX	3.31	+0.02
3	AQEU	0.41	-0.76
4	CHIX	0.00	+0.00
5	TRQX	0.00	+0.00
6	BATE	0.00	+0.00
7	AQXE	0.00	+0.00
8	TQEX	0.00	0.00

Best Prices Trend

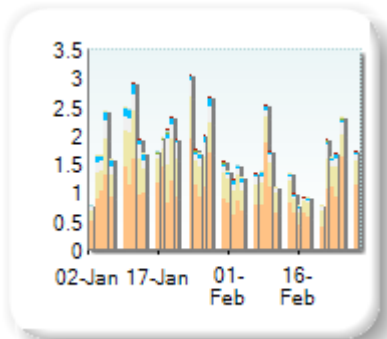


Best Price % measures how often each venue posts an absolute best price (no ties) for stocks. The result is averaged over the stocks in the index and is based on measurements of the order book every 5 seconds.

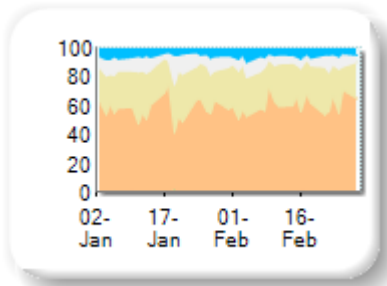
Market Share

Rank	Venue	Market Share	Change
1	XMAD	61.24%	+4.61
2	CEUX	25.86%	-1.06
3	TQEX	7.24%	-3.03
4	AQEU	5.41%	+0.00
5	TRQX	0.12%	-0.18
6	BATE	0.07%	-0.30
7	CHIX	0.05%	-0.05
8	AQXE	0.00%	0.00

Volume Trend



Market Share Trend



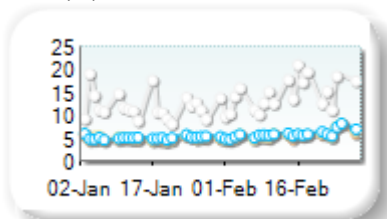
Market share is based on on-book value traded during continuous trading. The share is calculated by averaging over all stocks in the index. The current value shown is for last week and the change is relative to the previous week.

Spreads

At touch

Rank	Venue	Spread (bps)	Change
1	XMAD	5.66	+0.79
2	CEUX	5.81	+0.68
3	AQEU	6.05	+0.78
4	TQEX	15.57	+3.50

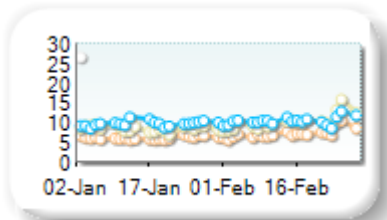
Monthly Spread Trend



25k EUR deal

Rank	Venue	Spread (bps)	Change
1	XMAD	7.35	+1.08
2	CEUX	10.23	+1.56
3	AQEU	10.48	-0.63
4	TQEX	57.72	+4.78

Monthly Spread Trend



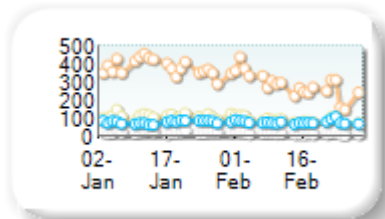
Spreads measure the bid to offer spread of the best visible orders in the book. The result is averaged over the stocks in the index and is based on measurements of the order books every 30 seconds. The value for the spread is quoted in basis points (0.01%).

Book Depths

10BPS Depth (top of book)

Rank	Venue	Depth (1K EUR)	Change
1	XMAD	283.5	-98.3
2	CEUX	86.2	-23.5
3	AQEU	75.6	-0.1
4	TQEX	14.3	-7.1
5	AQXE	0.4	0.0

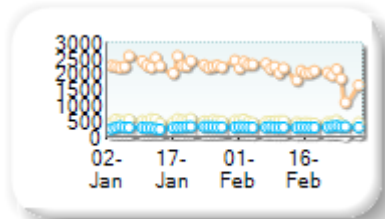
Monthly Depth Trend



50BPS Depth (deeper into book)

Rank	Venue	Depth (1K EUR)	Change
1	XMAD	2,047.5	-256.2
2	CEUX	462.1	-49.0
3	AQEU	301.2	+11.8
4	TQEX	78.6	-21.2
5	BATE	2.9	-10.1
6	AQXE	0.4	0.0

Monthly Depth Trend



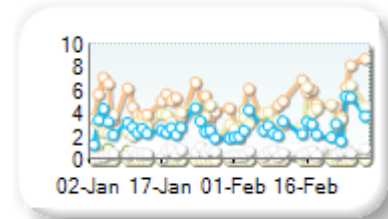
Market depth measures the amount of visible liquidity (bids and offers) in the order book within 10 or 50 BPS of mid price. The result is averaged over the stocks in the index and is based on measurements of the order book every 30 seconds. This is quoted in '000s of EUR.

Best Prices

At touch

Rank	Venue	Best Price (%)	Change
1	XMAD	5.06	+0.10
2	CEUX	3.93	+0.58
3	AQEU	2.93	+0.11
4	TQEX	0.62	+0.02
5	CHIX	0.00	+0.00
6	TRQX	0.00	+0.00
7	BATE	0.00	-0.19
8	AQXE	0.00	+0.00


Best Prices Trend



25k EUR deal

Rank	Venue	Best Price (%)	Change
1	XMAD	62.79	-1.25
2	AQEU	15.01	+4.22
3	CEUX	13.04	-1.00
4	TQEX	0.49	-0.18
5	CHIX	0.00	+0.00
6	TRQX	0.00	+0.00
7	BATE	0.00	-0.21
8	AQXE	0.00	+0.00

Best Prices Trend

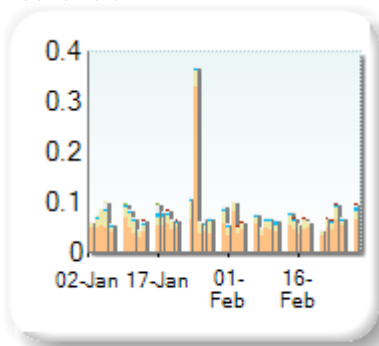


Best Price % measures how often each venue posts an absolute best price (no ties) for stocks. The result is averaged over the stocks in the index and is based on measurements of the order book every 5 seconds.

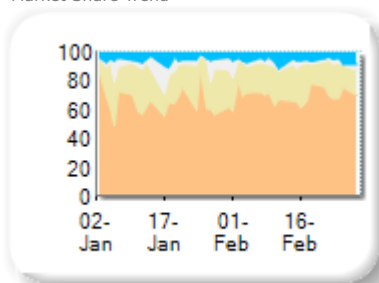
Market Share

Rank	Venue	Market Share	Change
1	XMAD	69.60%	+1.49
2	CEUX	21.35%	-0.09
3	AQEU	5.91%	+0.89
4	TQEX	3.13%	-2.24
5	BATE	0.00%	-0.05
6	CHIX	0.00%	+0.00

Volume Trend



Market Share Trend




Market share is based on on-book value traded during continuous trading. The share is calculated by averaging over all stocks in the index. The current value shown is for last week and the change is relative to the previous week.

Spreads

At touch

Rank	Venue	Spread (bps)	Change
1	XMAD	14.27	+2.02
2	AQEU	15.99	+2.90
3	CEUX	16.27	+2.74
4	TQEX	38.33	+8.47

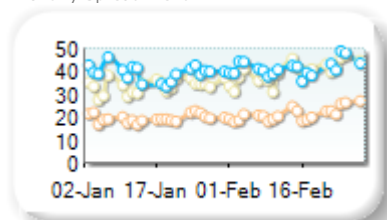
Monthly Spread Trend



25k EUR deal

Rank	Venue	Spread (bps)	Change
1	XMAD	21.67	+1.80
2	CEUX	39.97	+6.03
3	AQEU	41.80	+2.12

Monthly Spread Trend



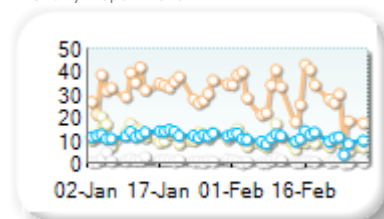
Spreads measure the bid to offer spread of the best visible orders in the book. The result is averaged over the stocks in the index and is based on measurements of the order books every 30 seconds. The value for the spread is quoted in basis points (0.01%).

Book Depths

10BPS Depth (top of book)

Rank	Venue	Depth (1K EUR)	Change
1	XMAD	29.4	-3.5
2	AQEU	10.9	-1.7
3	CEUX	9.5	-3.2
4	TQEX	1.1	-0.7

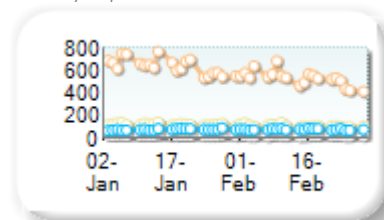
Monthly Depth Trend



50BPS Depth (deeper into book)

Rank	Venue	Depth (1K EUR)	Change
1	XMAD	531.7	-108.0
2	CEUX	108.0	-12.2
3	AQEU	73.5	+0.8
4	TQEX	21.5	-5.2

Monthly Depth Trend



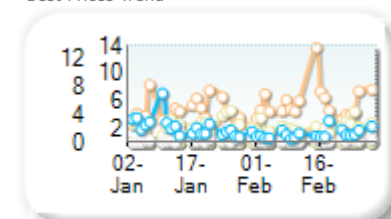
Market depth measures the amount of visible liquidity (bids and offers) in the order book within 10 or 50 BPS of mid price. The result is averaged over the stocks in the index and is based on measurements of the order book every 30 seconds. This is quoted in '000s of EUR.

Best Prices

At touch

Rank	Venue	Best Price (%)	Change
1	XMAD	5.76	+0.14
2	CEUX	2.24	-0.21
3	AQEU	1.23	-1.08
4	TQEX	0.32	+0.17
5	CHIX	0.00	+0.00
6	BATE	0.00	+0.00
7	AQXE	0.00	+0.00

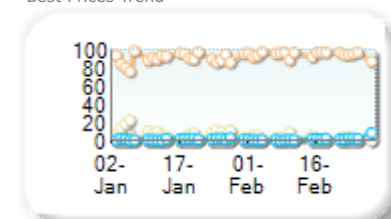
Best Prices Trend



25k EUR deal

Rank	Venue	Best Price (%)	Change
1	XMAD	95.69	+4.66
2	CEUX	2.69	-4.97
3	AQEU	1.42	+0.25
4	CHIX	0.00	+0.00
5	BATE	0.00	+0.00
6	AQXE	0.00	+0.00
7	TQEX	0.00	+0.00

Best Prices Trend

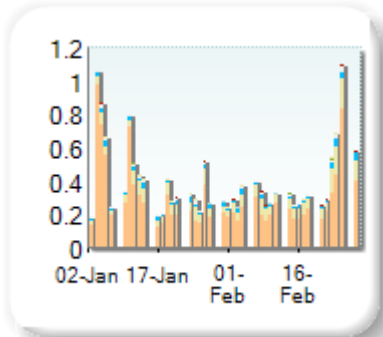


Best Price % measures how often each venue posts an absolute best price (no ties) for stocks. The result is averaged over the stocks in the index and is based on measurements of the order book every 5 seconds.

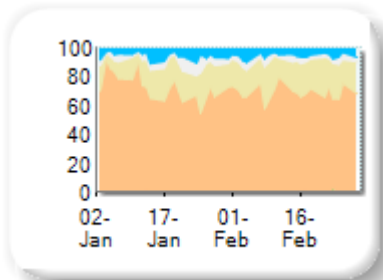
Market Share

Rank	Venue	Market Share	Change
1	XMAD	69.14%	-7.99
2	CEUX	21.06%	+7.06
3	AQEU	5.48%	+0.77
4	TQEX	3.94%	-0.09
5	BATE	0.25%	+0.19
6	TRQX	0.10%	+0.06
7	CHIX	0.02%	+0.01
8	AQXE	0.00%	+0.00

Volume Trend



Market Share Trend




Market share is based on on-book value traded during continuous trading. The share is calculated by averaging over all stocks in the index. The current value shown is for last week and the change is relative to the previous week.

Spreads

At touch

Rank	Venue	Spread (bps)	Change
1	XMAD	6.15	+0.65
2	CEUX	6.75	+0.82
3	AQEU	7.02	+0.98
4	TQEX	18.04	+4.80
5	AQXE	435.57	n/a

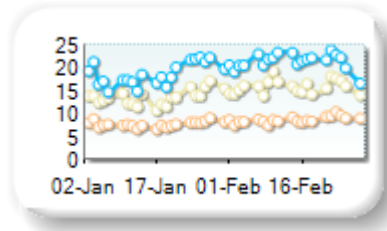
Monthly Spread Trend



25k EUR deal

Rank	Venue	Spread (bps)	Change
1	XMAD	8.75	+0.98
2	CEUX	15.99	+2.35
3	AQEU	21.48	+2.78
4	TQEX	64.47	+18.40

Monthly Spread Trend



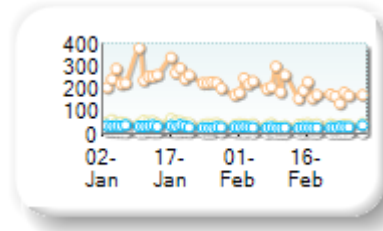
Spreads measure the bid to offer spread of the best visible orders in the book. The result is averaged over the stocks in the index and is based on measurements of the order books every 30 seconds. The value for the spread is quoted in basis points (0.01%).

Book Depths

10BPS Depth (top of book)

Rank	Venue	Depth (1K EUR)	Change
1	XMAD	198.2	-53.4
2	CEUX	39.8	-9.8
3	AQEU	27.5	-4.6
4	TQEX	5.4	-4.0
5	AQXE	0.0	+0.0

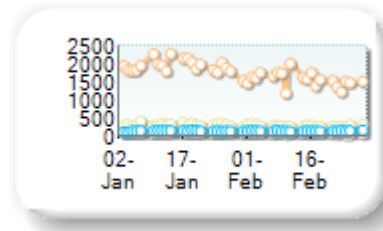
Monthly Depth Trend



50BPS Depth (deeper into book)

Rank	Venue	Depth (1K EUR)	Change
1	XMAD	1,568.5	-373.9
2	CEUX	273.4	-31.1
3	AQEU	127.5	+1.2
4	TQEX	68.4	-19.0
5	AQXE	0.1	+0.0

Monthly Depth Trend



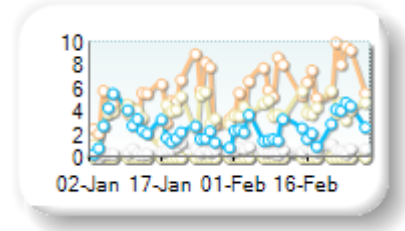
Market depth measures the amount of visible liquidity (bids and offers) in the order book within 10 or 50 BPS of mid price. The result is averaged over the stocks in the index and is based on measurements of the order book every 30 seconds. This is quoted in '000s of EUR.

Best Prices

At touch

Rank	Venue	Best Price (%)	Change
1	XMAD	6.74	+0.84
2	CEUX	4.22	+0.88
3	AQEU	2.63	+0.24
4	TQEX	0.66	+0.23
5	CHIX	0.00	+0.00
6	TRQX	0.00	+0.00
7	BATE	0.00	+0.00
8	AQXE	0.00	+0.00

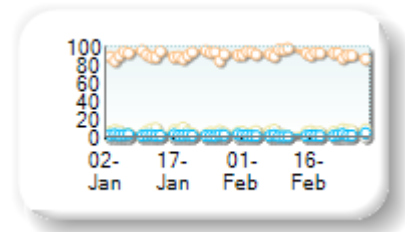
Best Prices Trend



25k EUR deal

Rank	Venue	Best Price (%)	Change
1	XMAD	92.75	+1.43
2	CEUX	5.41	-0.28
3	AQEU	1.42	-0.31
4	TQEX	0.03	-0.03
5	CHIX	0.00	+0.00
6	TRQX	0.00	+0.00
7	BATE	0.00	+0.00
8	AQXE	0.00	+0.00

Best Prices Trend

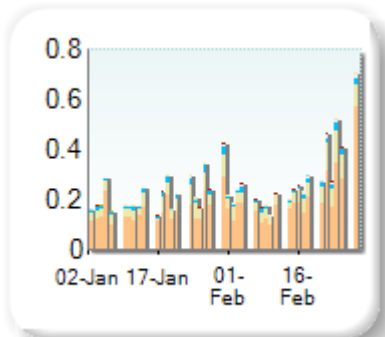


Best Price % measures how often each venue posts an absolute best price (no ties) for stocks. The result is averaged over the stocks in the index and is based on measurements of the order book every 5 seconds.

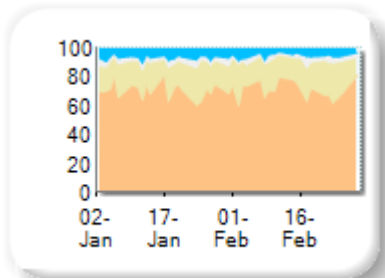
Market Share

Rank	Venue	Market Share	Change
1	XMAD	71.30%	+1.12
2	CEUX	20.10%	+0.77
3	AQEU	5.08%	-1.65
4	TQEX	3.42%	-0.22
5	TRQX	0.08%	+0.05
6	CHIX	0.02%	+0.01
7	BATE	0.00%	-0.08
8	AQXE	0.00%	0.00

Volume Trend



Market Share Trend



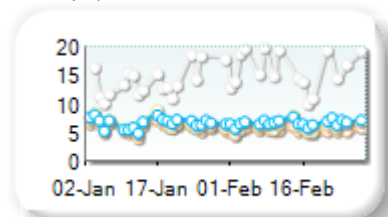
Market share is based on on-book value traded during continuous trading. The share is calculated by averaging over all stocks in the index. The current value shown is for last week and the change is relative to the previous week.

Spreads

At touch

Rank	Venue	Spread (bps)	Change
1	XMAD	5.45	-0.47
2	CEUX	6.24	-0.33
3	AQEU	6.81	+0.05
4	TQEX	17.25	+1.91

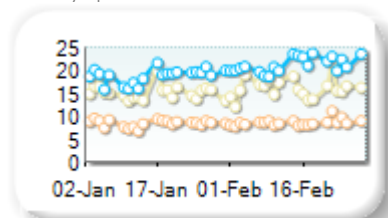
Monthly Spread Trend



25k EUR deal

Rank	Venue	Spread (bps)	Change
1	XMAD	8.80	+0.17
2	CEUX	16.33	+1.00
3	AQEU	21.40	+2.50
4	TQEX	59.19	+9.15

Monthly Spread Trend



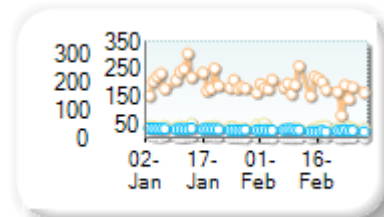
Spreads measure the bid to offer spread of the best visible orders in the book. The result is averaged over the stocks in the index and is based on measurements of the order books every 30 seconds. The value for the spread is quoted in basis points (0.01%).

Book Depths

10BPS Depth (top of book)

Rank	Venue	Depth (1K EUR)	Change
1	XMAD	185.8	-24.0
2	CEUX	38.4	-4.0
3	AQEU	28.6	-4.8
4	TQEX	5.2	-2.8
5	AQXE	0.2	+0.0

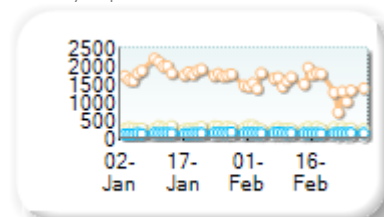
Monthly Depth Trend



50BPS Depth (deeper into book)

Rank	Venue	Depth (1K EUR)	Change
1	XMAD	1,496.4	-316.5
2	CEUX	267.6	-12.5
3	AQEU	126.9	+6.4
4	TQEX	68.0	-15.5
5	AQXE	0.2	0.0

Monthly Depth Trend



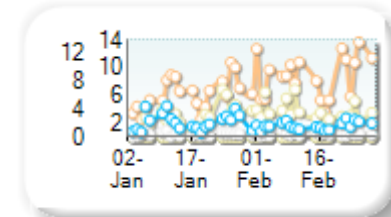
Market depth measures the amount of visible liquidity (bids and offers) in the order book within 10 or 50 BPS of mid price. The result is averaged over the stocks in the index and is based on measurements of the order book every 30 seconds. This is quoted in '000s of EUR.

Best Prices

At touch

Rank	Venue	Best Price (%)	Change
1	XMAD	8.90	+2.14
2	CEUX	3.71	+1.18
3	AQEU	1.68	-0.69
4	TQEX	0.46	+0.06
5	CHIX	0.00	-0.01
6	TRQX	0.00	+0.00
7	BATE	0.00	+0.00
8	AQXE	0.00	+0.00

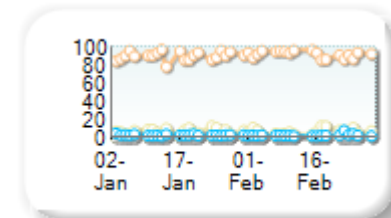
Best Prices Trend



25k EUR deal

Rank	Venue	Best Price (%)	Change
1	XMAD	92.09	+1.83
2	CEUX	6.03	+0.02
3	AQEU	1.56	-0.18
4	TQEX	0.03	-0.01
5	CHIX	0.00	+0.00
6	TRQX	0.00	+0.00
7	BATE	0.00	+0.00
8	AQXE	0.00	+0.00

Best Prices Trend

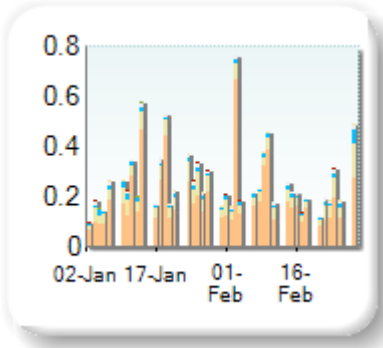


Best Price % measures how often each venue posts an absolute best price (no ties) for stocks. The result is averaged over the stocks in the index and is based on measurements of the order book every 5 seconds.

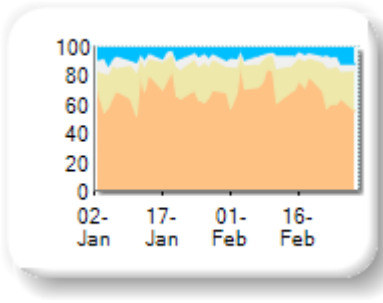
Market Share

Rank	Venue	Market Share	Change
1	XMAD	72.00%	+1.96
2	CEUX	17.89%	-1.21
3	AQEU	5.59%	-0.26
4	TQEX	4.51%	-0.47
5	BATE	0.00%	0.00
6	CHIX	0.00%	0.00
7	AQXE	0.00%	0.00

Volume Trend



Market Share Trend



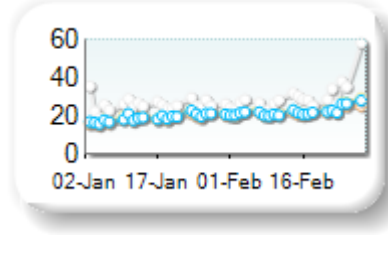
Market share is based on on-book value traded during continuous trading. The share is calculated by averaging over all stocks in the index. The current value shown is for last week and the change is relative to the previous week.

Spreads

At touch

Rank	Venue	Spread (bps)	Change
1	XMAD	21.80	+3.03
2	AQEU	22.54	+3.04
3	CEUX	22.81	+2.97
4	TQEX	30.11	+3.90

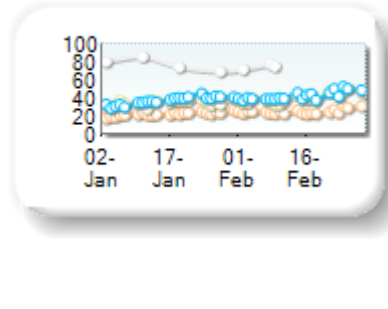
Monthly Spread Trend



25k EUR deal

Rank	Venue	Spread (bps)	Change
1	XMAD	24.81	+2.77
2	CEUX	40.04	+5.16
3	AQEU	42.39	+5.41
4	TQEX	75.00	-6.11

Monthly Spread Trend



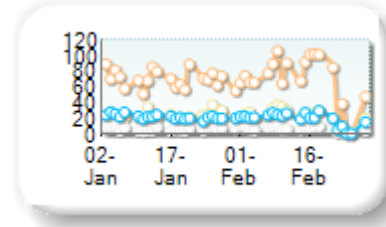
Spreads measure the bid to offer spread of the best visible orders in the book. The result is averaged over the stocks in the index and is based on measurements of the order books every 30 seconds. The value for the spread is quoted in basis points (0.01%).

Book Depths

10BPS Depth (top of book)

Rank	Venue	Depth (1K EUR)	Change
1	XMAD	74.4	-2.7
2	CEUX	23.5	-1.2
3	AQEU	20.5	-2.9
4	TQEX	6.4	-0.1
5	AQXE	0.3	+0.0

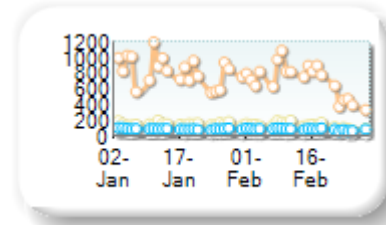
Monthly Depth Trend



50BPS Depth (deeper into book)

Rank	Venue	Depth (1K EUR)	Change
1	XMAD	703.4	-119.1
2	CEUX	134.7	-16.0
3	AQEU	80.1	-3.7
4	TQEX	33.4	-6.8
5	AQXE	0.3	+0.0

Monthly Depth Trend



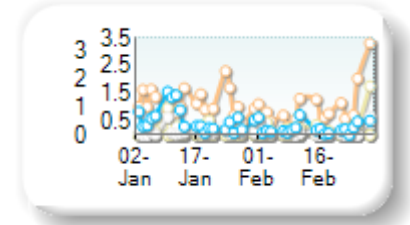
Market depth measures the amount of visible liquidity (bids and offers) in the order book within 10 or 50 BPS of mid price. The result is averaged over the stocks in the index and is based on measurements of the order book every 30 seconds. This is quoted in '000s of EUR.

Best Prices

At touch

Rank	Venue	Best Price (%)	Change
1	XMAD	0.91	-0.10
2	CEUX	0.31	-0.01
3	AQEU	0.24	-0.30
4	TQEX	0.09	0.00
5	CHIX	0.00	0.00
6	TRQX	0.00	+0.00
7	BATE	0.00	+0.00
8	AQXE	0.00	+0.00

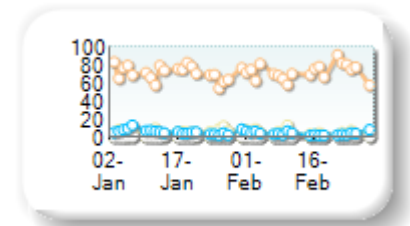
Best Prices Trend



25k EUR deal

Rank	Venue	Best Price (%)	Change
1	XMAD	72.44	+1.07
2	CEUX	4.61	-0.74
3	AQEU	3.51	-1.87
4	TQEX	0.18	-0.09
5	CHIX	0.00	+0.00
6	TRQX	0.00	+0.00
7	BATE	0.00	+0.00
8	AQXE	0.00	+0.00

Best Prices Trend

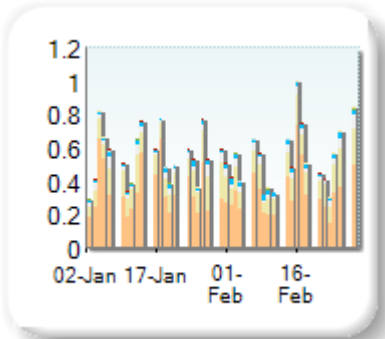


Best Price % measures how often each venue posts an absolute best price (no ties) for stocks. The result is averaged over the stocks in the index and is based on measurements of the order book every 5 seconds.

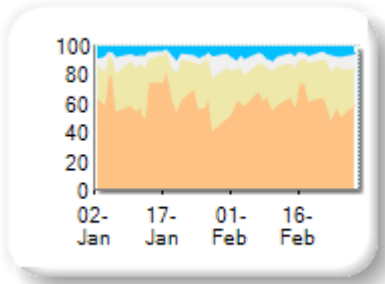
Market Share

Rank	Venue	Market Share	Change
1	XMAD	62.14%	-2.20
2	CEUX	24.64%	+0.46
3	TQEX	7.24%	+1.09
4	AQEU	5.75%	+0.66
5	TRQX	0.13%	+0.04
6	CHIX	0.06%	+0.04
7	BATE	0.03%	-0.08
8	AQXE	0.00%	+0.00

Volume Trend



Market Share Trend



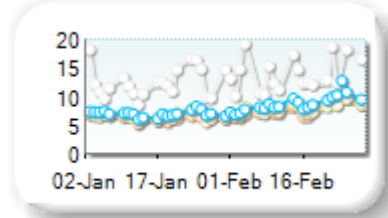
Market share is based on on-book value traded during continuous trading. The share is calculated by averaging over all stocks in the index. The current value shown is for last week and the change is relative to the previous week.

Spreads

At touch

Rank	Venue	Spread (bps)	Change
1	XMAD	7.88	+1.39
2	CEUX	8.28	+1.52
3	AQEU	8.94	+1.76
4	TQEX	14.86	+2.23

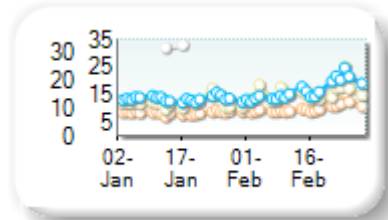
Monthly Spread Trend



25k EUR deal

Rank	Venue	Spread (bps)	Change
1	XMAD	10.29	+1.58
2	CEUX	15.87	+3.41
3	AQEU	16.78	+2.99
4	TQEX	46.17	+5.38

Monthly Spread Trend



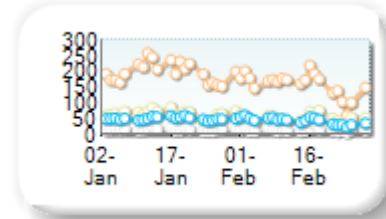
Spreads measure the bid to offer spread of the best visible orders in the book. The result is averaged over the stocks in the index and is based on measurements of the order books every 30 seconds. The value for the spread is quoted in basis points (0.01%).

Book Depths

10BPS Depth (top of book)

Rank	Venue	Depth (1K EUR)	Change
1	XMAD	157.1	-39.6
2	CEUX	48.0	-15.6
3	AQEU	41.5	-6.7
4	TQEX	11.9	-1.4
5	CHIX	2.0	+0.1

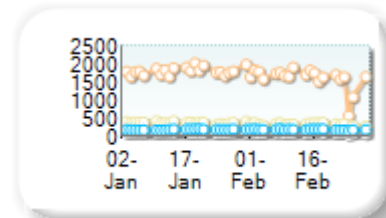
Monthly Depth Trend



50BPS Depth (deeper into book)

Rank	Venue	Depth (1K EUR)	Change
1	XMAD	1,608.8	-196.7
2	CEUX	314.4	-47.2
3	AQEU	167.1	+1.7
4	TQEX	87.4	-11.1
5	BATE	6.0	+0.3
6	CHIX	2.0	+0.1
7	AQXE	0.2	+0.0

Monthly Depth Trend



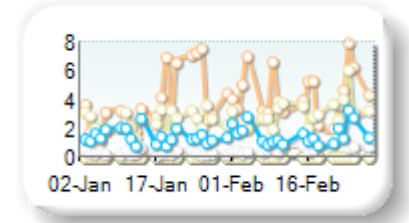
Market depth measures the amount of visible liquidity (bids and offers) in the order book within 10 or 50 BPS of mid price. The result is averaged over the stocks in the index and is based on measurements of the order book every 30 seconds. This is quoted in '000s of EUR.

Best Prices

At touch

Rank	Venue	Best Price (%)	Change
1	XMAD	4.48	+0.06
2	CEUX	3.06	+0.60
3	AQEU	1.61	+0.11
4	TQEX	0.66	+0.26
5	CHIX	0.00	+0.00
6	TRQX	0.00	+0.00
7	BATE	0.00	+0.00
8	AQXE	0.00	+0.00

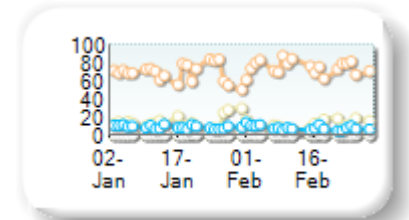
Best Prices Trend



25k EUR deal

Rank	Venue	Best Price (%)	Change
1	XMAD	75.28	+5.76
2	CEUX	10.26	-3.58
3	AQEU	7.72	-0.85
4	TQEX	0.21	-0.05
5	CHIX	0.00	+0.00
6	TRQX	0.00	+0.00
7	BATE	0.00	+0.00
8	AQXE	0.00	+0.00

Best Prices Trend

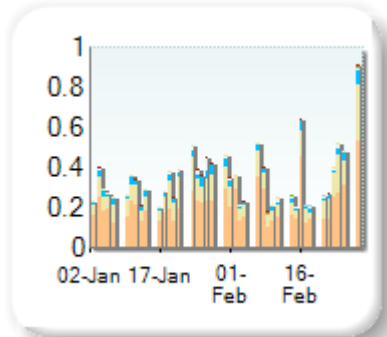


Best Price % measures how often each venue posts an absolute best price (no ties) for stocks. The result is averaged over the stocks in the index and is based on measurements of the order book every 5 seconds.

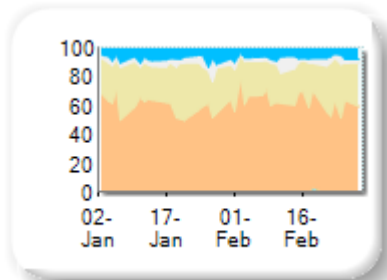
Market Share

Rank	Venue	Market Share	Change
1	XMAD	62.84%	+3.69
2	CEUX	26.61%	-1.67
3	AQEU	6.71%	-0.89
4	TQEX	3.53%	-1.26
5	TRQX	0.21%	+0.10
6	CHIX	0.06%	+0.03
7	BATE	0.05%	-0.01
8	AQXE	0.00%	0.00

Volume Trend



Market Share Trend



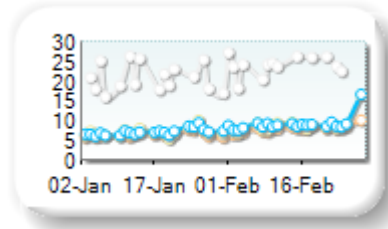
Market share is based on on-book value traded during continuous trading. The share is calculated by averaging over all stocks in the index. The current value shown is for last week and the change is relative to the previous week.

Spreads

At touch

Rank	Venue	Spread (bps)	Change
1	XMAD	7.94	+1.30
2	CEUX	8.91	+1.74
3	AQEU	9.20	+1.93
4	TQEX	29.27	+4.82
5	AQXE	500.04	n/a

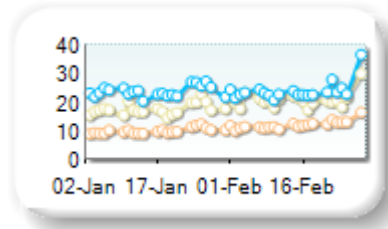
Monthly Spread Trend



25k EUR deal

Rank	Venue	Spread (bps)	Change
1	XMAD	12.21	+2.09
2	CEUX	20.85	+3.13
3	AQEU	24.06	+0.13
4	TQEX	68.92	+5.79

Monthly Spread Trend



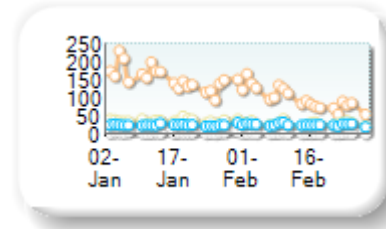
Spreads measure the bid to offer spread of the best visible orders in the book. The result is averaged over the stocks in the index and is based on measurements of the order books every 30 seconds. The value for the spread is quoted in basis points (0.01%).

Book Depths

10BPS Depth (top of book)

Rank	Venue	Depth (1K EUR)	Change
1	XMAD	98.5	-56.0
2	CEUX	28.2	-7.5
3	AQEU	25.2	+0.9
4	TQEX	2.4	-1.1
5	AQXE	0.0	0.0

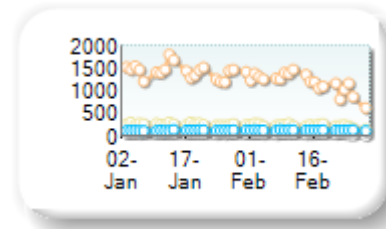
Monthly Depth Trend



50BPS Depth (deeper into book)

Rank	Venue	Depth (1K EUR)	Change
1	XMAD	1,181.7	-254.3
2	CEUX	232.8	-26.9
3	AQEU	119.8	+4.2
4	TQEX	54.8	-10.6
5	AQXE	0.0	0.0

Monthly Depth Trend



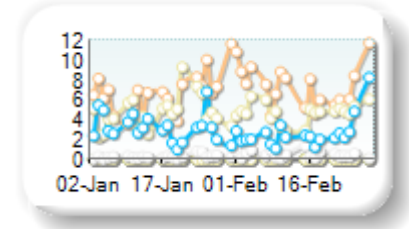
Market depth measures the amount of visible liquidity (bids and offers) in the order book within 10 or 50 BPS of mid price. The result is averaged over the stocks in the index and is based on measurements of the order book every 30 seconds. This is quoted in '000s of EUR.

Best Prices

At touch

Rank	Venue	Best Price (%)	Change
1	XMAD	7.29	-0.56
2	CEUX	4.71	+0.09
3	AQEU	2.65	-0.63
4	TQEX	0.51	+0.23
5	CHIX	0.00	+0.00
6	TRQX	0.00	+0.00
7	BATE	0.00	+0.00
8	AQXE	0.00	+0.00

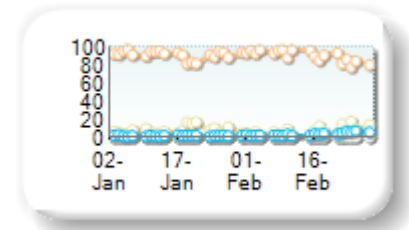
Best Prices Trend



25k EUR deal

Rank	Venue	Best Price (%)	Change
1	XMAD	90.32	-1.18
2	CEUX	6.56	-0.55
3	AQEU	2.89	+1.83
4	TQEX	0.02	+0.01
5	CHIX	0.00	+0.00
6	TRQX	0.00	+0.00
7	BATE	0.00	+0.00
8	AQXE	0.00	+0.00

Best Prices Trend



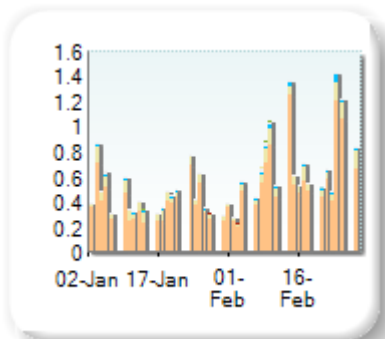
Best Price % measures how often each venue posts an absolute best price (no ties) for stocks. The result is averaged over the stocks in the index and is based on measurements of the order book every 5 seconds.

International Consolidated Airlines Group SA

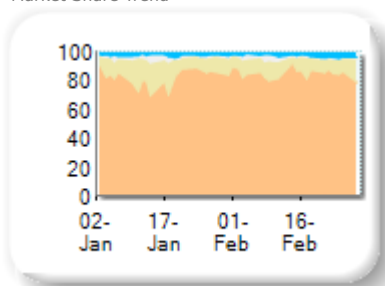
Market Share

Rank	Venue	Market Share	Change
1	XMAD	84.91%	+2.08
2	CEUX	10.59%	-2.26
3	AQEU	2.76%	+0.36
4	TQEX	1.68%	-0.25
5	BATE	0.05%	+0.05
6	CHIX	0.01%	+0.01
7	TRQX	0.00%	+0.00
8	AQXE	0.00%	+0.00

Volume Trend



Market Share Trend




Market share is based on on-book value traded during continuous trading. The share is calculated by averaging over all stocks in the index. The current value shown is for last week and the change is relative to the previous week.

Spreads

At touch

Rank	Venue	Spread (bps)	Change
1	XMAD	7.15	+0.31
2	AQEU	8.41	-0.03
3	CEUX	11.14	+0.53
4	TQEX	25.05	+2.81


Monthly Spread Trend



25k EUR deal

Rank	Venue	Spread (bps)	Change
1	XMAD	9.89	+0.60
2	AQEU	16.10	+0.05
3	CEUX	17.03	+0.48
4	TQEX	38.55	+1.73

Monthly Spread Trend



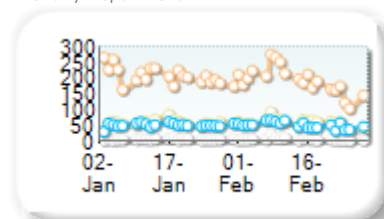
Spreads measure the bid to offer spread of the best visible orders in the book. The result is averaged over the stocks in the index and is based on measurements of the order books every 30 seconds. The value for the spread is quoted in basis points (0.01%).

Book Depths

10BPS Depth (top of book)

Rank	Venue	Depth (1K EUR)	Change
1	XMAD	192.1	-15.5
2	CEUX	57.5	+0.4
3	AQEU	49.4	-0.2
4	TQEX	5.7	+0.4

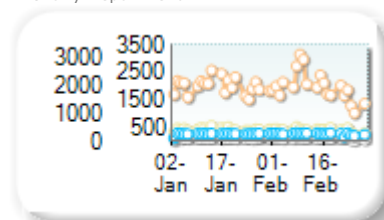
Monthly Depth Trend



50BPS Depth (deeper into book)

Rank	Venue	Depth (1K EUR)	Change
1	XMAD	1,997.5	-34.2
2	CEUX	422.4	-25.8
3	AQEU	276.8	+4.0
4	TQEX	138.8	+6.6
5	BATE	11.7	-0.7

Monthly Depth Trend



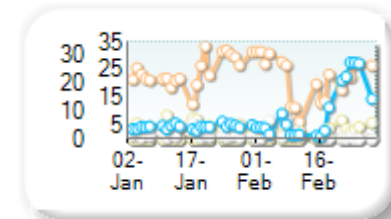
Market depth measures the amount of visible liquidity (bids and offers) in the order book within 10 or 50 BPS of mid price. The result is averaged over the stocks in the index and is based on measurements of the order book every 30 seconds. This is quoted in '000s of EUR.

Best Prices

At touch

Rank	Venue	Best Price (%)	Change
1	XMAD	22.13	-1.52
2	AQEU	10.07	+3.94
3	CEUX	2.75	-1.18
4	TQEX	1.53	+0.26
5	BATE	0.00	+0.00
6	CHIX	0.00	+0.00
7	TRQX	0.00	+0.00
8	AQXE	0.00	+0.00

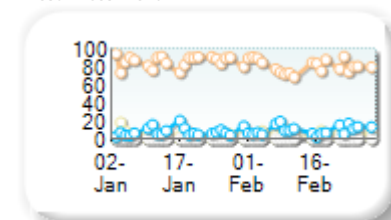
Best Prices Trend



25k EUR deal

Rank	Venue	Best Price (%)	Change
1	XMAD	81.08	-5.15
2	AQEU	9.59	+1.93
3	CEUX	5.20	+0.50
4	TQEX	0.03	+0.02
5	CHIX	0.00	+0.00
6	TRQX	0.00	+0.00
7	BATE	0.00	+0.00
8	AQXE	0.00	+0.00

Best Prices Trend

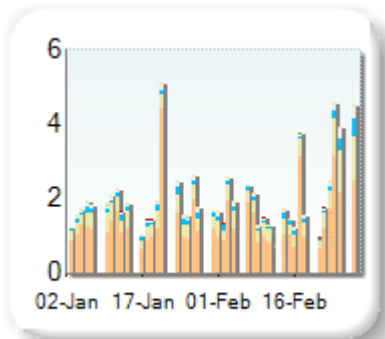


Best Price % measures how often each venue posts an absolute best price (no ties) for stocks. The result is averaged over the stocks in the index and is based on measurements of the order book every 5 seconds.

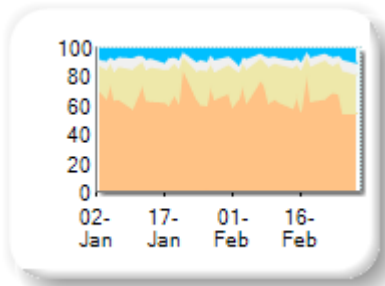
Market Share

Rank	Venue	Market Share	Change
1	XMAD	65.77%	-2.76
2	CEUX	22.33%	+3.17
3	AQEU	6.17%	-0.02
4	TQEX	5.49%	-0.47
5	TRQX	0.14%	+0.10
6	BATE	0.08%	-0.02
7	CHIX	0.02%	+0.00
8	AQXE	0.00%	+0.00

Volume Trend



Market Share Trend



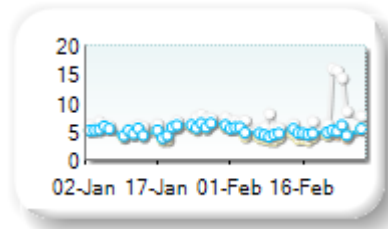
Market share is based on on-book value traded during continuous trading. The share is calculated by averaging over all stocks in the index. The current value shown is for last week and the change is relative to the previous week.

Spreads

At touch

Rank	Venue	Spread (bps)	Change
1	CEUX	4.56	-0.80
2	XMAD	4.67	-0.65
3	AQEU	5.07	-0.41
4	TQEX	7.80	+1.46
5	AQXE	420.11	n/a

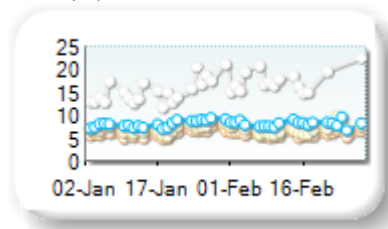
Monthly Spread Trend



25k EUR deal

Rank	Venue	Spread (bps)	Change
1	XMAD	6.10	-0.08
2	CEUX	7.24	+0.02
3	AQEU	8.34	+0.06
4	TQEX	24.62	+9.12

Monthly Spread Trend



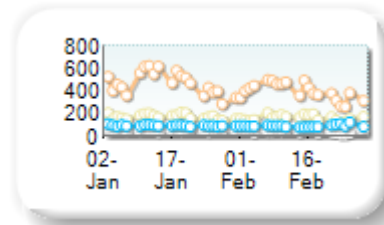
Spreads measure the bid to offer spread of the best visible orders in the book. The result is averaged over the stocks in the index and is based on measurements of the order books every 30 seconds. The value for the spread is quoted in basis points (0.01%).

Book Depths

10BPS Depth (top of book)

Rank	Venue	Depth (1K EUR)	Change
1	XMAD	397.7	-75.5
2	CEUX	159.3	-12.5
3	AQEU	87.9	-2.5
4	TQEX	38.0	-13.9
5	BATE	12.8	-1.4
6	CHIX	3.7	-0.7
7	AQXE	0.1	-0.2

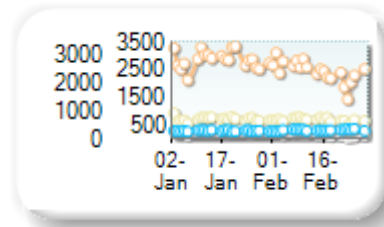
Monthly Depth Trend



50BPS Depth (deeper into book)

Rank	Venue	Depth (1K EUR)	Change
1	XMAD	2,455.3	-423.1
2	CEUX	691.9	-34.5
3	AQEU	322.7	+21.2
4	TQEX	166.4	-54.2
5	BATE	23.5	-0.1
6	CHIX	3.8	-0.7
7	AQXE	0.1	-0.2

Monthly Depth Trend



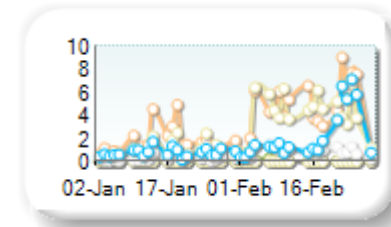
Market depth measures the amount of visible liquidity (bids and offers) in the order book within 10 or 50 BPS of mid price. The result is averaged over the stocks in the index and is based on measurements of the order book every 30 seconds. This is quoted in '000s of EUR.

Best Prices

At touch

Rank	Venue	Best Price (%)	Change
1	XMAD	4.57	+1.74
2	CEUX	4.04	+2.97
3	AQEU	2.26	+2.06
4	TQEX	0.91	+0.62
5	BATE	0.04	-0.02
6	CHIX	0.00	+0.00
7	TRQX	0.00	+0.00
8	AQXE	0.00	+0.00

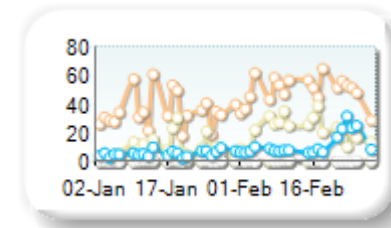
Best Prices Trend



25k EUR deal

Rank	Venue	Best Price (%)	Change
1	XMAD	49.89	+14.39
2	CEUX	21.61	+11.30
3	AQEU	12.10	+6.31
4	TQEX	0.64	-0.06
5	BATE	0.02	-0.09
6	CHIX	0.00	+0.00
7	TRQX	0.00	+0.00
8	AQXE	0.00	+0.00

Best Prices Trend

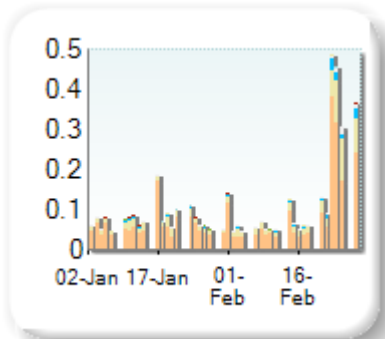


Best Price % measures how often each venue posts an absolute best price (no ties) for stocks. The result is averaged over the stocks in the index and is based on measurements of the order book every 5 seconds.

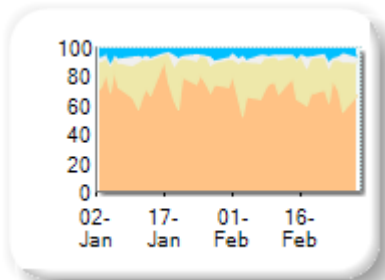
Market Share

Rank	Venue	Market Share	Change
1	XMAD	69.08%	-4.89
2	CEUX	22.38%	+4.42
3	AQEU	4.96%	+0.21
4	TQEX	3.52%	+0.29
5	BATE	0.02%	-0.01
6	CHIX	0.02%	+0.00
7	TRQX	0.02%	-0.02
8	AQXE	0.00%	0.00

Volume Trend



Market Share Trend




Market share is based on on-book value traded during continuous trading. The share is calculated by averaging over all stocks in the index. The current value shown is for last week and the change is relative to the previous week.

Spreads

At touch

Rank	Venue	Spread (bps)	Change
1	XMAD	12.90	+1.22
2	AQEU	16.66	+3.10
3	CEUX	16.70	+2.34
4	TQEX	39.11	+9.80

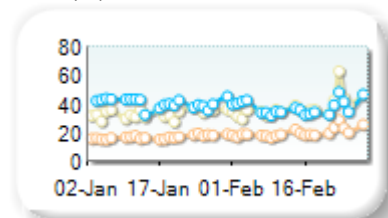
Monthly Spread Trend



25k EUR deal

Rank	Venue	Spread (bps)	Change
1	XMAD	20.35	+3.07
2	AQEU	37.76	-3.17
3	CEUX	37.90	+4.08

Monthly Spread Trend



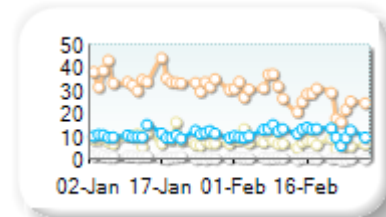
Spreads measure the bid to offer spread of the best visible orders in the book. The result is averaged over the stocks in the index and is based on measurements of the order books every 30 seconds. The value for the spread is quoted in basis points (0.01%).

Book Depths

10BPS Depth (top of book)

Rank	Venue	Depth (1K EUR)	Change
1	XMAD	27.9	-6.7
2	AQEU	11.7	+0.9
3	CEUX	7.5	-1.3
4	TQEX	0.7	-0.5

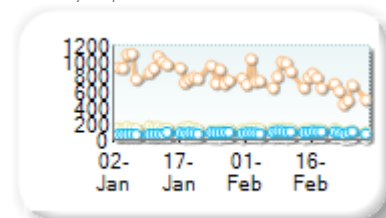
Monthly Depth Trend



50BPS Depth (deeper into book)

Rank	Venue	Depth (1K EUR)	Change
1	XMAD	738.5	-136.0
2	CEUX	127.8	-13.1
3	AQEU	90.2	+14.3
4	TQEX	26.7	-2.5

Monthly Depth Trend



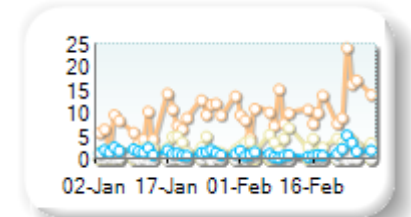
Market depth measures the amount of visible liquidity (bids and offers) in the order book within 10 or 50 BPS of mid price. The result is averaged over the stocks in the index and is based on measurements of the order book every 30 seconds. This is quoted in '000s of EUR.

Best Prices

At touch

Rank	Venue	Best Price (%)	Change
1	XMAD	11.34	+1.08
2	CEUX	3.60	+1.93
3	AQEU	1.49	+0.19
4	TQEX	0.35	+0.09
5	CHIX	0.00	+0.00
6	TRQX	0.00	+0.00
7	BATE	0.00	+0.00
8	AQXE	0.00	+0.00

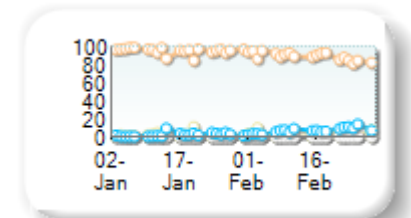
Best Prices Trend



25k EUR deal

Rank	Venue	Best Price (%)	Change
1	XMAD	89.84	-6.14
2	AQEU	6.80	+4.66
3	CEUX	3.05	+1.26
4	TQEX	0.00	+0.00
5	CHIX	0.00	+0.00
6	TRQX	0.00	+0.00
7	BATE	0.00	+0.00
8	AQXE	0.00	+0.00

Best Prices Trend

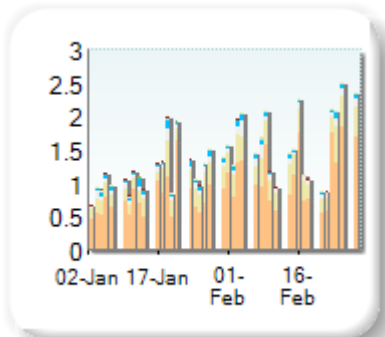


Best Price % measures how often each venue posts an absolute best price (no ties) for stocks. The result is averaged over the stocks in the index and is based on measurements of the order book every 5 seconds.

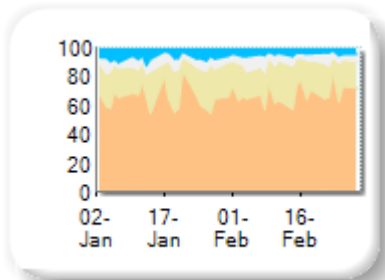
Market Share

Rank	Venue	Market Share	Change
1	XMAD	68.62%	+3.33
2	CEUX	20.78%	-0.52
3	TQEX	5.93%	-0.44
4	AQEU	4.34%	-2.36
5	TRQX	0.22%	+0.16
6	BATE	0.06%	-0.17
7	CHIX	0.05%	+0.00
8	AQXE	0.00%	+0.00

Volume Trend



Market Share Trend



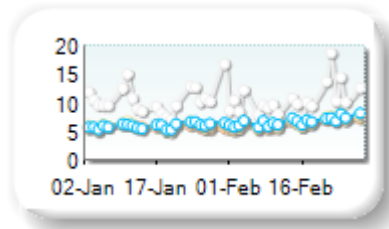
Market share is based on on-book value traded during continuous trading. The share is calculated by averaging over all stocks in the index. The current value shown is for last week and the change is relative to the previous week.

Spreads

At touch

Rank	Venue	Spread (bps)	Change
1	XMAD	6.38	+0.55
2	CEUX	6.65	+0.58
3	AQEU	6.87	+0.76
4	TQEX	10.69	+0.01
5	AQXE	497.83	-3.17

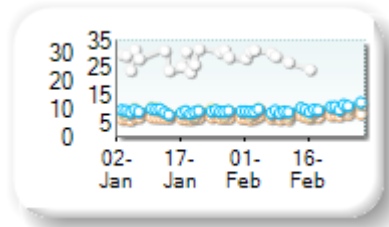
Monthly Spread Trend



25k EUR deal

Rank	Venue	Spread (bps)	Change
1	XMAD	7.63	+0.46
2	CEUX	9.83	+0.43
3	AQEU	10.23	+0.63
4	TQEX	37.00	+4.98

Monthly Spread Trend



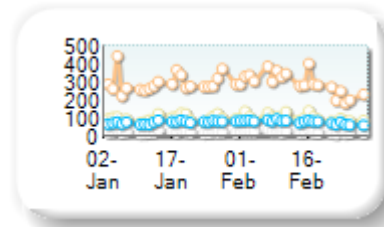
Spreads measure the bid to offer spread of the best visible orders in the book. The result is averaged over the stocks in the index and is based on measurements of the order books every 30 seconds. The value for the spread is quoted in basis points (0.01%).

Book Depths

10BPS Depth (top of book)

Rank	Venue	Depth (1K EUR)	Change
1	XMAD	292.6	-1.7
2	CEUX	100.6	+3.1
3	AQEU	77.0	+2.1
4	TQEX	21.6	+1.1
5	BATE	1.5	-4.3
6	CHIX	0.1	-0.9
7	AQXE	0.0	+0.0

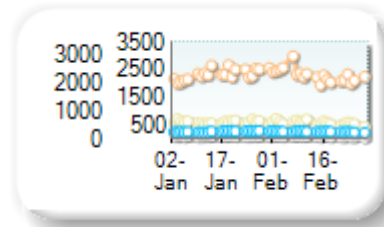
Monthly Depth Trend



50BPS Depth (deeper into book)

Rank	Venue	Depth (1K EUR)	Change
1	XMAD	2,304.9	-50.2
2	CEUX	598.5	-20.0
3	AQEU	266.6	-4.9
4	TQEX	118.0	-5.1
5	BATE	1.5	-5.4
6	CHIX	0.1	-0.9
7	AQXE	0.1	+0.0

Monthly Depth Trend



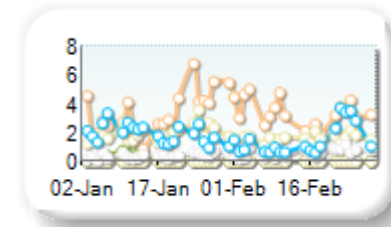
Market depth measures the amount of visible liquidity (bids and offers) in the order book within 10 or 50 BPS of mid price. The result is averaged over the stocks in the index and is based on measurements of the order book every 30 seconds. This is quoted in '000s of EUR.

Best Prices

At touch

Rank	Venue	Best Price (%)	Change
1	XMAD	3.36	-0.01
2	CEUX	1.60	-0.32
3	AQEU	1.50	-0.10
4	TQEX	0.61	+0.17
5	CHIX	0.00	+0.00
6	TRQX	0.00	+0.00
7	BATE	0.00	-0.22
8	AQXE	0.00	+0.00

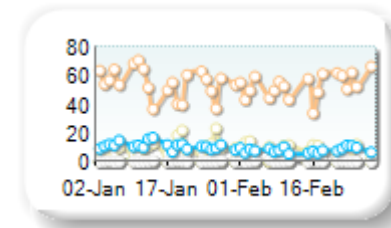
Best Prices Trend



25k EUR deal

Rank	Venue	Best Price (%)	Change
1	XMAD	53.18	-1.63
2	CEUX	9.27	-1.19
3	AQEU	8.20	-2.96
4	TQEX	0.41	+0.06
5	CHIX	0.00	+0.00
6	TRQX	0.00	+0.00
7	BATE	0.00	-0.12
8	AQXE	0.00	+0.00

Best Prices Trend

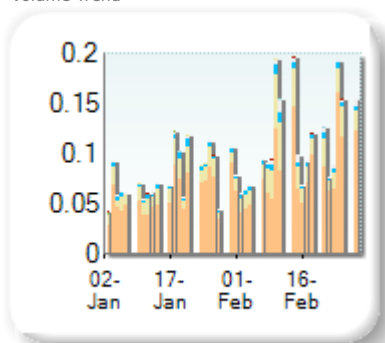


Best Price % measures how often each venue posts an absolute best price (no ties) for stocks. The result is averaged over the stocks in the index and is based on measurements of the order book every 5 seconds.

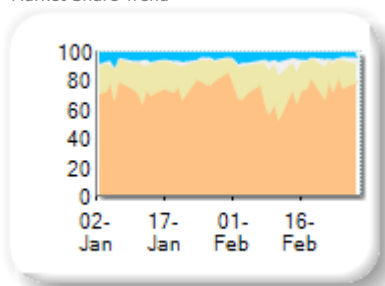
Market Share

Rank	Venue	Market Share	Change
1	XMAD	71.77%	-3.41
2	CEUX	20.39%	+2.46
3	AQEU	4.36%	-0.51
4	TQEX	3.42%	+1.42
5	BATE	0.03%	+0.02
6	CHIX	0.02%	+0.02
7	TRQX	0.01%	+0.01
8	AQXE	0.00%	0.00

Volume Trend



Market Share Trend



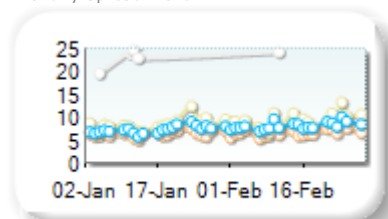
Market share is based on on-book value traded during continuous trading. The share is calculated by averaging over all stocks in the index. The current value shown is for last week and the change is relative to the previous week.

Spreads

At touch

Rank	Venue	Spread (bps)	Change
1	XMAD	6.80	+0.28
2	AQEU	8.32	+0.85
3	CEUX	9.36	+0.83
4	TQEX	36.31	-4.48

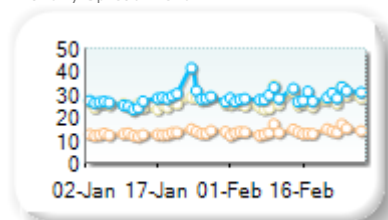
Monthly Spread Trend



25k EUR deal

Rank	Venue	Spread (bps)	Change
1	XMAD	14.08	+0.93
2	CEUX	27.48	+1.30
3	AQEU	29.53	+1.28

Monthly Spread Trend



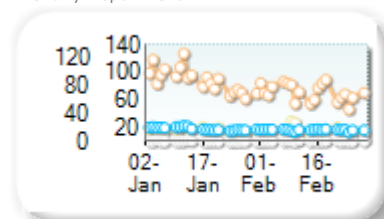
Spreads measure the bid to offer spread of the best visible orders in the book. The result is averaged over the stocks in the index and is based on measurements of the order books every 30 seconds. The value for the spread is quoted in basis points (0.01%).

Book Depths

10BPS Depth (top of book)

Rank	Venue	Depth (1K EUR)	Change
1	XMAD	71.3	-17.7
2	AQEU	16.9	-1.8
3	CEUX	16.4	-0.2
4	TQEX	0.7	+0.1

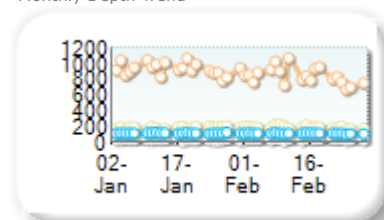
Monthly Depth Trend



50BPS Depth (deeper into book)

Rank	Venue	Depth (1K EUR)	Change
1	XMAD	837.9	-90.3
2	CEUX	188.0	+7.3
3	AQEU	103.9	-2.7
4	TQEX	28.0	+2.9

Monthly Depth Trend



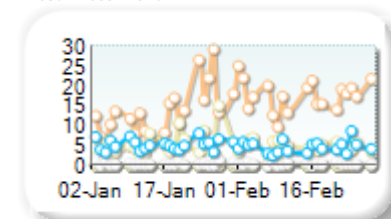
Market depth measures the amount of visible liquidity (bids and offers) in the order book within 10 or 50 BPS of mid price. The result is averaged over the stocks in the index and is based on measurements of the order book every 30 seconds. This is quoted in '000s of EUR.

Best Prices

At touch

Rank	Venue	Best Price (%)	Change
1	XMAD	17.49	-2.63
2	CEUX	4.75	+0.77
3	AQEU	4.63	-0.27
4	TQEX	0.42	-0.02
5	CHIX	0.00	+0.00
6	TRQX	0.00	+0.00
7	BATE	0.00	+0.00
8	AQXE	0.00	+0.00

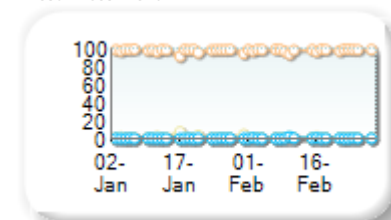
Best Prices Trend



25k EUR deal

Rank	Venue	Best Price (%)	Change
1	XMAD	98.83	+0.36
2	CEUX	0.51	-0.75
3	AQEU	0.38	+0.17
4	CHIX	0.00	+0.00
5	TRQX	0.00	+0.00
6	BATE	0.00	+0.00
7	AQXE	0.00	+0.00
8	TQEX	0.00	+0.00

Best Prices Trend

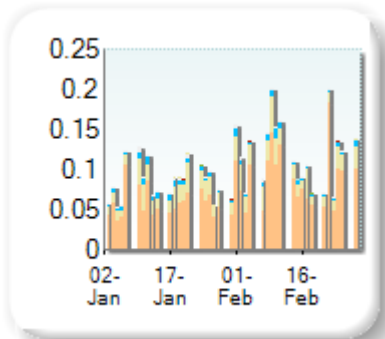


Best Price % measures how often each venue posts an absolute best price (no ties) for stocks. The result is averaged over the stocks in the index and is based on measurements of the order book every 5 seconds.

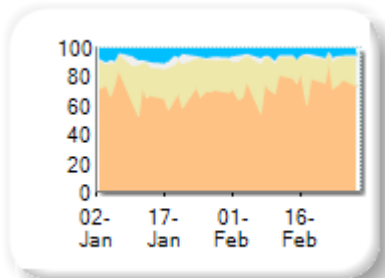
Market Share

Rank	Venue	Market Share	Change
1	XMAD	74.55%	+6.55
2	CEUX	19.01%	-3.45
3	AQEU	4.62%	-1.75
4	TQEX	1.81%	-1.33
5	CHIX	0.00%	+0.00
6	TRQX	0.00%	+0.00
7	BATE	0.00%	-0.02
8	AQXE	0.00%	0.00

Volume Trend



Market Share Trend




Market share is based on on-book value traded during continuous trading. The share is calculated by averaging over all stocks in the index. The current value shown is for last week and the change is relative to the previous week.

Spreads

At touch

Rank	Venue	Spread (bps)	Change
1	XMAD	11.17	-0.51
2	AQEU	12.92	+0.63
3	CEUX	14.76	+0.22
4	TQEX	49.54	+4.10

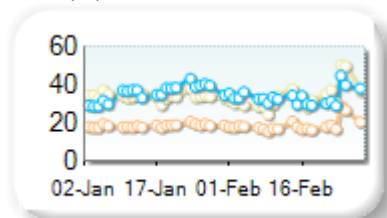
Monthly Spread Trend



25k EUR deal

Rank	Venue	Spread (bps)	Change
1	XMAD	19.10	+0.18
2	AQEU	33.81	-2.22
3	CEUX	34.07	-0.35

Monthly Spread Trend



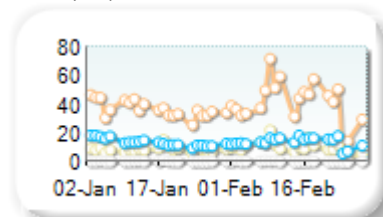
Spreads measure the bid to offer spread of the best visible orders in the book. The result is averaged over the stocks in the index and is based on measurements of the order books every 30 seconds. The value for the spread is quoted in basis points (0.01%).

Book Depths

10BPS Depth (top of book)

Rank	Venue	Depth (1K EUR)	Change
1	XMAD	41.7	+4.8
2	AQEU	14.0	+0.4
3	CEUX	10.2	+1.4
4	TQEX	0.4	-0.1


Monthly Depth Trend



50BPS Depth (deeper into book)

Rank	Venue	Depth (1K EUR)	Change
1	XMAD	750.2	+1.0
2	CEUX	168.9	+3.1
3	AQEU	103.4	+11.4
4	TQEX	22.0	+0.2

Monthly Depth Trend



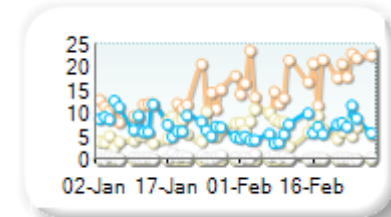
Market depth measures the amount of visible liquidity (bids and offers) in the order book within 10 or 50 BPS of mid price. The result is averaged over the stocks in the index and is based on measurements of the order book every 30 seconds. This is quoted in '000s of EUR.

Best Prices

At touch

Rank	Venue	Best Price (%)	Change
1	XMAD	17.61	+3.93
2	CEUX	7.26	+2.09
3	AQEU	6.38	-0.93
4	TQEX	0.45	+0.04
5	CHIX	0.00	+0.00
6	TRQX	0.00	+0.00
7	BATE	0.00	+0.00
8	AQXE	0.00	+0.00

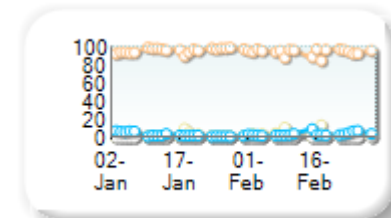
Best Prices Trend



25k EUR deal

Rank	Venue	Best Price (%)	Change
1	XMAD	94.63	-1.87
2	AQEU	2.96	+0.79
3	CEUX	2.36	+1.08
4	TQEX	0.00	+0.00
5	CHIX	0.00	+0.00
6	TRQX	0.00	+0.00
7	BATE	0.00	+0.00
8	AQXE	0.00	+0.00

Best Prices Trend

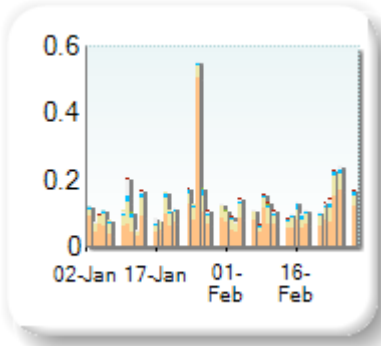


Best Price % measures how often each venue posts an absolute best price (no ties) for stocks. The result is averaged over the stocks in the index and is based on measurements of the order book every 5 seconds.

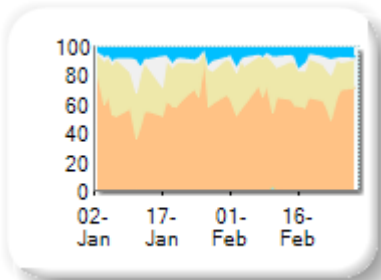
Market Share

Rank	Venue	Market Share	Change
1	XMAD	62.89%	-1.68
2	CEUX	25.36%	+2.05
3	AQEU	6.72%	+0.27
4	TQEX	4.70%	-0.79
5	TRQX	0.21%	+0.20
6	BATE	0.08%	-0.09
7	CHIX	0.04%	+0.03

Volume Trend



Market Share Trend



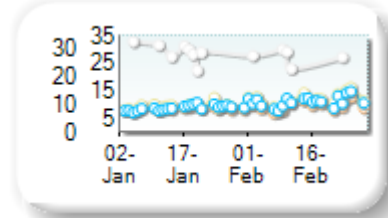
Market share is based on on-book value traded during continuous trading. The share is calculated by averaging over all stocks in the index. The current value shown is for last week and the change is relative to the previous week.

Spreads

At touch

Rank	Venue	Spread (bps)	Change
1	XMAD	10.22	+1.49
2	AQEU	11.26	+2.27
3	CEUX	11.92	+2.49
4	TQEX	39.83	+1.10

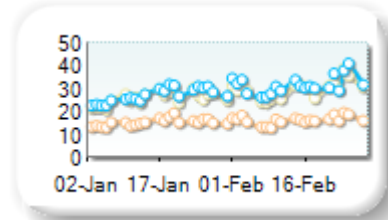
Monthly Spread Trend



25k EUR deal

Rank	Venue	Spread (bps)	Change
1	XMAD	16.47	+0.98
2	CEUX	29.86	+3.86
3	AQEU	31.76	+4.42

Monthly Spread Trend



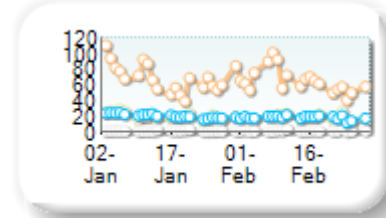
Spreads measure the bid to offer spread of the best visible orders in the book. The result is averaged over the stocks in the index and is based on measurements of the order books every 30 seconds. The value for the spread is quoted in basis points (0.01%).

Book Depths

10BPS Depth (top of book)

Rank	Venue	Depth (1K EUR)	Change
1	XMAD	64.7	-3.9
2	AQEU	18.0	-2.1
3	CEUX	17.6	-2.2
4	TQEX	1.3	+0.3

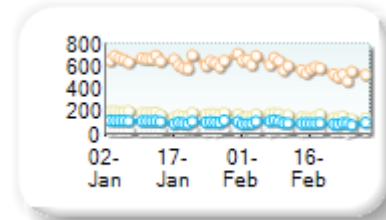
Monthly Depth Trend



50BPS Depth (deeper into book)

Rank	Venue	Depth (1K EUR)	Change
1	XMAD	587.0	-65.3
2	CEUX	152.5	-27.3
3	AQEU	94.8	-12.2
4	TQEX	26.9	-2.8

Monthly Depth Trend



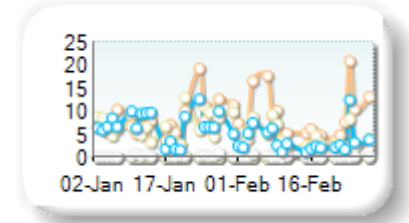
Market depth measures the amount of visible liquidity (bids and offers) in the order book within 10 or 50 BPS of mid price. The result is averaged over the stocks in the index and is based on measurements of the order book every 30 seconds. This is quoted in '000s of EUR.

Best Prices

At touch

Rank	Venue	Best Price (%)	Change
1	XMAD	8.49	+0.15
2	CEUX	4.36	-2.48
3	AQEU	3.69	-3.17
4	TQEX	0.24	-0.17
5	CHIX	0.00	+0.00
6	TRQX	0.00	+0.00
7	BATE	0.00	+0.00
8	AQXE	0.00	+0.00


Best Prices Trend



25k EUR deal

Rank	Venue	Best Price (%)	Change
1	XMAD	96.03	+3.07
2	CEUX	2.89	-1.89
3	AQEU	0.88	-1.22
4	TQEX	0.02	0.00
5	CHIX	0.00	+0.00
6	TRQX	0.00	+0.00
7	BATE	0.00	+0.00
8	AQXE	0.00	+0.00

Best Prices Trend

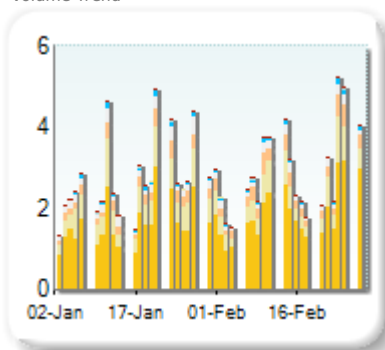


Best Price % measures how often each venue posts an absolute best price (no ties) for stocks. The result is averaged over the stocks in the index and is based on measurements of the order book every 5 seconds.

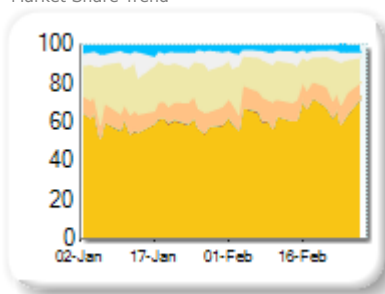
Market Share

Rank	Venue	Market Share	Change
1	ENXT	63.40%	+4.71
2	CEUX	18.25%	-3.28
3	XMAD	9.70%	+0.95
4	TQEX	5.07%	-1.86
5	AQEU	3.27%	-0.39
6	TRQX	0.12%	-0.06
7	BATE	0.11%	-0.05
8	CHIX	0.07%	-0.03
9	AQXE	0.00%	0.00

Volume Trend



Market Share Trend



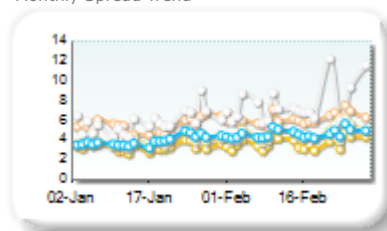
Market share is based on on-book value traded during continuous trading. The share is calculated by averaging over all stocks in the index. The current value shown is for last week and the change is relative to the previous week.

Spreads

At touch

Rank	Venue	Spread (bps)	Change
1	ENXT	3.66	+0.38
2	AQEU	4.61	+0.72
3	CEUX	4.61	+0.80
4	XMAD	6.15	+0.69
5	TQEX	8.31	+2.52
6	BATE	491.51	-5.08
7	CHIX	501.00	+0.00

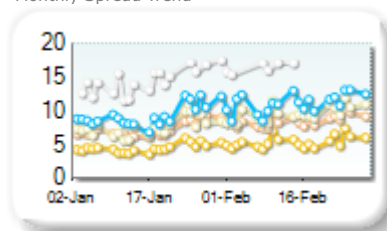
Monthly Spread Trend



25k EUR deal

Rank	Venue	Spread (bps)	Change
1	ENXT	5.38	+0.89
2	XMAD	8.51	+1.34
3	CEUX	9.52	+2.07
4	AQEU	11.05	+1.77
5	TQEX	20.63	+5.49

Monthly Spread Trend



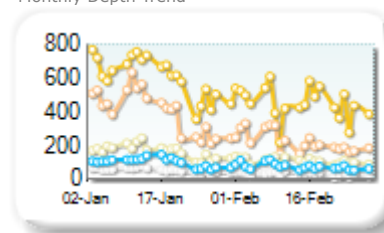
Spreads measure the bid to offer spread of the best visible orders in the book. The result is averaged over the stocks in the index and is based on measurements of the order books every 30 seconds. The value for the spread is quoted in basis points (0.01%).

Book Depths

10BPS Depth (top of book)

Rank	Venue	Depth (1K EUR)	Change
1	ENXT	452.3	-154.2
2	XMAD	224.7	-178.6
3	CEUX	109.7	-57.3
4	AQEU	76.7	-25.0
5	TQEX	35.1	-21.8
6	BATE	0.0	0.0

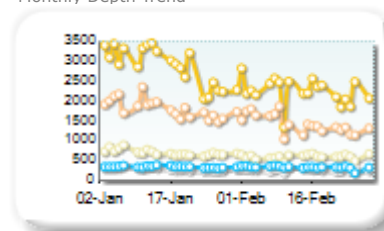
Monthly Depth Trend



50BPS Depth (deeper into book)

Rank	Venue	Depth (1K EUR)	Change
1	ENXT	2,243.0	-640.0
2	XMAD	1,417.8	-389.3
3	CEUX	592.4	-105.2
4	AQEU	321.0	-11.7
5	TQEX	268.5	-15.3
6	TRQX	4.0	+0.2
7	CHIX	3.4	+0.1
8	BATE	0.7	-0.4

Monthly Depth Trend



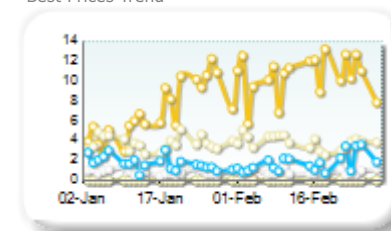
Market depth measures the amount of visible liquidity (bids and offers) in the order book within 10 or 50 BPS of mid price. The result is averaged over the stocks in the index and is based on measurements of the order book every 30 seconds. This is quoted in '000s of EUR.

Best Prices

At touch

Rank	Venue	Best Price (%)	Change
1	ENXT	10.55	+2.56
2	CEUX	3.86	-0.17
3	AQEU	1.74	+0.21
4	TQEX	0.84	-0.11
5	CHIX	0.01	0.00
6	BATE	0.01	+0.01
7	TRQX	0.00	+0.00
8	AQXE	0.00	+0.00

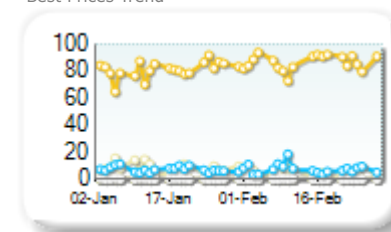
Best Prices Trend



25k EUR deal

Rank	Venue	Best Price (%)	Change
1	ENXT	86.16	+5.20
2	AQEU	7.61	+0.33
3	CEUX	5.10	-3.13
4	TQEX	0.17	-0.25
5	CHIX	0.00	+0.00
6	TRQX	0.00	+0.00
7	BATE	0.00	+0.00
8	AQXE	0.00	+0.00

Best Prices Trend

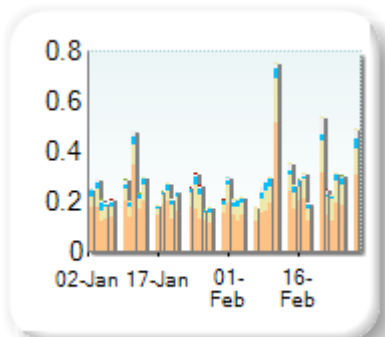


Best Price % measures how often each venue posts an absolute best price (no ties) for stocks. The result is averaged over the stocks in the index and is based on measurements of the order book every 5 seconds.

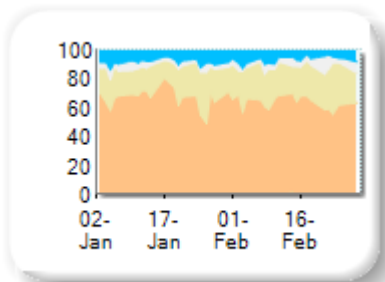
Market Share

Rank	Venue	Market Share	Change
1	XMAD	63.62%	-3.57
2	CEUX	24.11%	+3.64
3	AQEU	6.52%	-1.78
4	TQEX	5.37%	+1.41
5	CHIX	0.18%	+0.17
6	TRQX	0.15%	+0.11
7	BATE	0.04%	+0.03
8	AQXE	0.00%	+0.00

Volume Trend



Market Share Trend




Market share is based on on-book value traded during continuous trading. The share is calculated by averaging over all stocks in the index. The current value shown is for last week and the change is relative to the previous week.

Spreads

At touch

Rank	Venue	Spread (bps)	Change
1	XMAD	7.72	+1.01
2	CEUX	8.37	+1.26
3	AQEU	8.92	+1.55
4	TQEX	21.06	+3.69

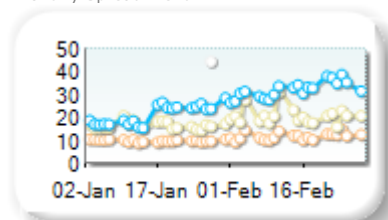
Monthly Spread Trend



25k EUR deal

Rank	Venue	Spread (bps)	Change
1	XMAD	11.98	+1.89
2	CEUX	20.92	+4.18
3	AQEU	32.37	+10.86

Monthly Spread Trend



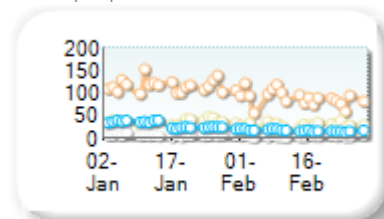
Spreads measure the bid to offer spread of the best visible orders in the book. The result is averaged over the stocks in the index and is based on measurements of the order books every 30 seconds. The value for the spread is quoted in basis points (0.01%).

Book Depths

10BPS Depth (top of book)

Rank	Venue	Depth (1K EUR)	Change
1	XMAD	89.0	-27.1
2	CEUX	27.9	-8.1
3	AQEU	16.1	-12.9
4	TQEX	4.4	-2.3
5	AQXE	0.1	+0.0

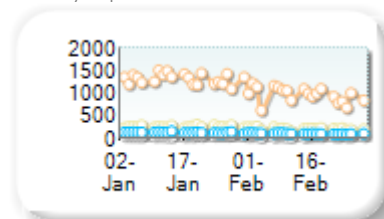
Monthly Depth Trend



50BPS Depth (deeper into book)

Rank	Venue	Depth (1K EUR)	Change
1	XMAD	963.4	-352.7
2	CEUX	204.2	-46.1
3	AQEU	90.4	-25.1
4	TQEX	40.4	-8.8
5	AQXE	0.2	+0.0

Monthly Depth Trend



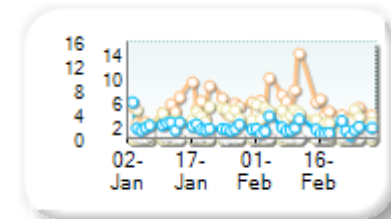
Market depth measures the amount of visible liquidity (bids and offers) in the order book within 10 or 50 BPS of mid price. The result is averaged over the stocks in the index and is based on measurements of the order book every 30 seconds. This is quoted in '000s of EUR.

Best Prices

At touch

Rank	Venue	Best Price (%)	Change
1	XMAD	5.79	+0.32
2	CEUX	3.61	+0.31
3	AQEU	1.70	-0.11
4	TQEX	0.41	-0.03
5	CHIX	0.00	+0.00
6	TRQX	0.00	+0.00
7	BATE	0.00	+0.00
8	AQXE	0.00	+0.00

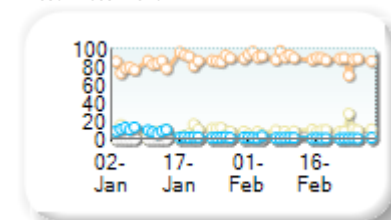
Best Prices Trend



25k EUR deal

Rank	Venue	Best Price (%)	Change
1	XMAD	89.84	+4.17
2	CEUX	8.65	+0.38
3	AQEU	0.69	-4.59
4	TQEX	0.00	-0.01
5	CHIX	0.00	+0.00
6	TRQX	0.00	+0.00
7	BATE	0.00	+0.00
8	AQXE	0.00	+0.00

Best Prices Trend

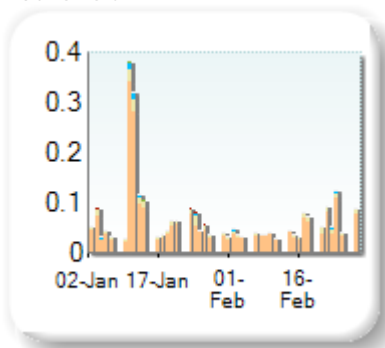


Best Price % measures how often each venue posts an absolute best price (no ties) for stocks. The result is averaged over the stocks in the index and is based on measurements of the order book every 5 seconds.

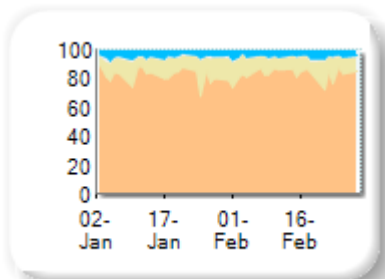
Market Share

Rank	Venue	Market Share	Change
1	XMAD	83.56%	-0.94
2	CEUX	11.63%	+1.20
3	AQEU	4.08%	-0.02
4	TQEX	0.73%	-0.23

Volume Trend



Market Share Trend




Market share is based on on-book value traded during continuous trading. The share is calculated by averaging over all stocks in the index. The current value shown is for last week and the change is relative to the previous week.

Spreads

At touch

Rank	Venue	Spread (bps)	Change
1	XMAD	16.61	+1.08
2	AQEU	21.50	+2.56
3	CEUX	26.61	+2.23
4	TQEX	68.57	+4.54

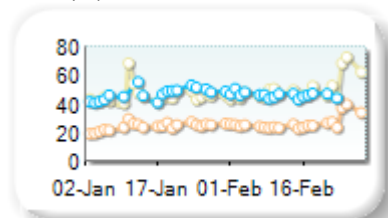
Monthly Spread Trend



25k EUR deal

Rank	Venue	Spread (bps)	Change
1	XMAD	26.92	+2.15
2	AQEU	46.61	-0.78
3	CEUX	50.52	+3.93

Monthly Spread Trend



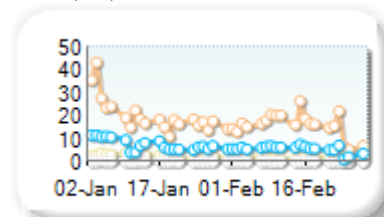
Spreads measure the bid to offer spread of the best visible orders in the book. The result is averaged over the stocks in the index and is based on measurements of the order books every 30 seconds. The value for the spread is quoted in basis points (0.01%).

Book Depths

10BPS Depth (top of book)

Rank	Venue	Depth (1K EUR)	Change
1	XMAD	16.1	-4.1
2	AQEU	5.6	-1.9
3	CEUX	1.7	-0.7
4	TQEX	0.1	-0.1

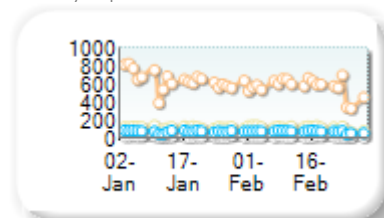
Monthly Depth Trend



50BPS Depth (deeper into book)

Rank	Venue	Depth (1K EUR)	Change
1	XMAD	569.1	-73.4
2	CEUX	114.8	-0.5
3	AQEU	69.2	-0.5
4	TQEX	14.8	-1.9

Monthly Depth Trend



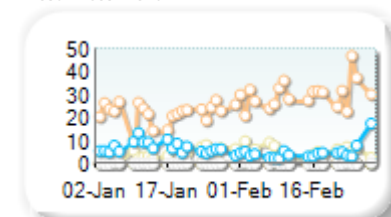
Market depth measures the amount of visible liquidity (bids and offers) in the order book within 10 or 50 BPS of mid price. The result is averaged over the stocks in the index and is based on measurements of the order book every 30 seconds. This is quoted in '000s of EUR.

Best Prices

At touch

Rank	Venue	Best Price (%)	Change
1	XMAD	30.28	+11.59
2	CEUX	4.88	+0.12
3	AQEU	4.88	-1.90
4	TQEX	0.13	-0.03
5	CHIX	0.00	+0.00
6	BATE	0.00	+0.00

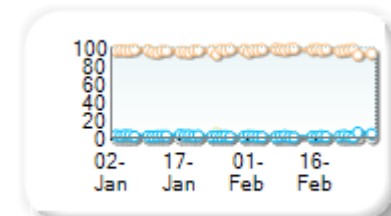
Best Prices Trend



25k EUR deal

Rank	Venue	Best Price (%)	Change
1	XMAD	97.64	+0.69
2	AQEU	1.76	-0.15
3	CEUX	0.51	-0.32
4	CHIX	0.00	+0.00
5	BATE	0.00	+0.00
6	TQEX	0.00	+0.00

Best Prices Trend

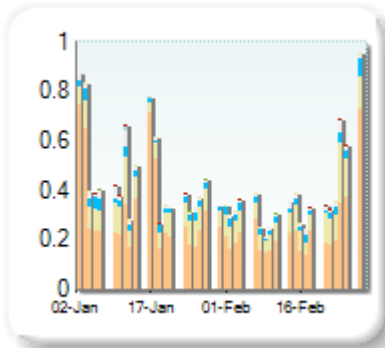


Best Price % measures how often each venue posts an absolute best price (no ties) for stocks. The result is averaged over the stocks in the index and is based on measurements of the order book every 5 seconds.

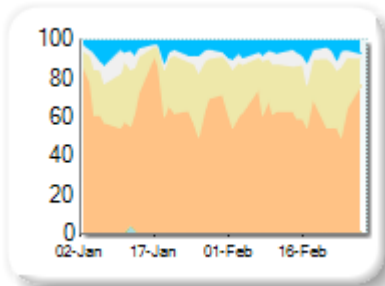
Market Share

Rank	Venue	Market Share	Change
1	XMAD	62.13%	-6.26
2	CEUX	25.62%	+5.32
3	AQEU	6.93%	+1.13
4	TQEX	5.17%	+0.18
5	TRQX	0.08%	-0.29
6	CHIX	0.04%	+0.02
7	BATE	0.04%	-0.09
8	AQXE	0.00%	-0.01

Volume Trend



Market Share Trend



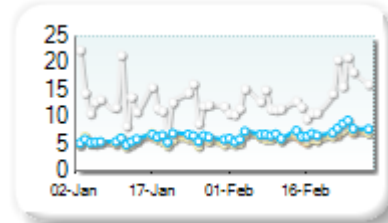
Market share is based on on-book value traded during continuous trading. The share is calculated by averaging over all stocks in the index. The current value shown is for last week and the change is relative to the previous week.

Spreads

At touch

Rank	Venue	Spread (bps)	Change
1	XMAD	6.33	+0.81
2	CEUX	6.36	+0.82
3	AQEU	7.03	+1.08
4	TQEX	13.63	+0.58

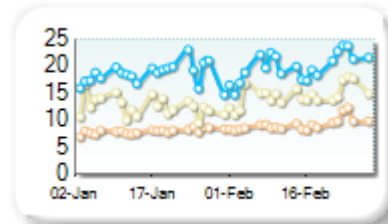
Monthly Spread Trend



25k EUR deal

Rank	Venue	Spread (bps)	Change
1	XMAD	9.19	+1.23
2	CEUX	14.56	+2.00
3	AQEU	19.85	+1.31
4	TQEX	67.25	+10.07

Monthly Spread Trend



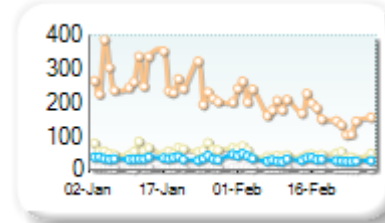
Spreads measure the bid to offer spread of the best visible orders in the book. The result is averaged over the stocks in the index and is based on measurements of the order books every 30 seconds. The value for the spread is quoted in basis points (0.01%).

Book Depths

10BPS Depth (top of book)

Rank	Venue	Depth (1K EUR)	Change
1	XMAD	180.2	-83.3
2	CEUX	46.6	-14.0
3	AQEU	32.1	-3.5
4	TQEX	7.5	-1.9
5	AQXE	0.2	0.0

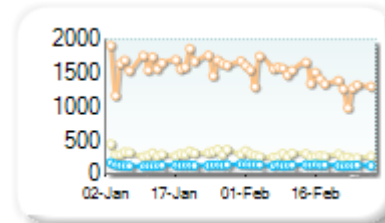
Monthly Depth Trend



50BPS Depth (deeper into book)

Rank	Venue	Depth (1K EUR)	Change
1	XMAD	1,430.2	-200.5
2	CEUX	273.7	-40.0
3	AQEU	133.3	+0.7
4	TQEX	73.7	-6.4
5	AQXE	0.2	0.0

Monthly Depth Trend



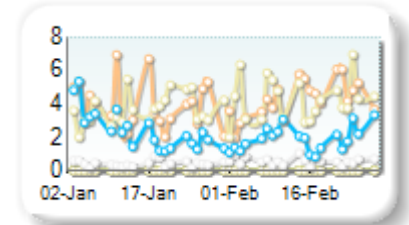
Market depth measures the amount of visible liquidity (bids and offers) in the order book within 10 or 50 BPS of mid price. The result is averaged over the stocks in the index and is based on measurements of the order book every 30 seconds. This is quoted in '000s of EUR.

Best Prices

At touch

Rank	Venue	Best Price (%)	Change
1	XMAD	4.28	+1.09
2	CEUX	4.25	+0.16
3	AQEU	1.90	-0.53
4	TQEX	0.58	+0.15
5	CHIX	0.00	+0.00
6	TRQX	0.00	+0.00
7	BATE	0.00	+0.00
8	AQXE	0.00	+0.00

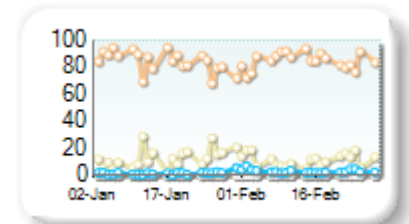
Best Prices Trend



25k EUR deal

Rank	Venue	Best Price (%)	Change
1	XMAD	84.47	+0.46
2	CEUX	11.46	-1.32
3	AQEU	2.95	+1.39
4	TQEX	0.06	+0.03
5	CHIX	0.00	+0.00
6	TRQX	0.00	+0.00
7	BATE	0.00	+0.00
8	AQXE	0.00	+0.00

Best Prices Trend

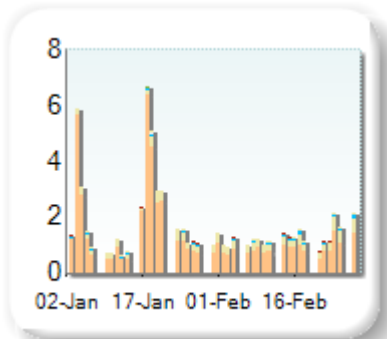


Best Price % measures how often each venue posts an absolute best price (no ties) for stocks. The result is averaged over the stocks in the index and is based on measurements of the order book every 5 seconds.

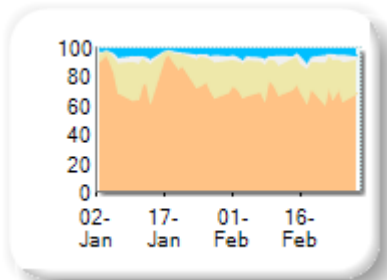
Market Share

Rank	Venue	Market Share	Change
1	XMAD	68.99%	-16.43
2	CEUX	22.26%	+11.80
3	AQEU	5.11%	+2.69
4	TQEX	3.52%	+1.90
5	TRQX	0.07%	+0.02
6	BATE	0.03%	+0.01
7	CHIX	0.03%	+0.01
8	AQXE	0.00%	0.00

Volume Trend



Market Share Trend



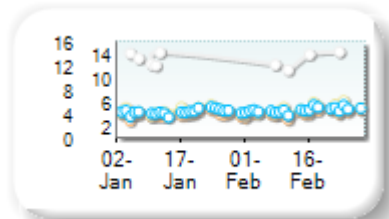
Market share is based on on-book value traded during continuous trading. The share is calculated by averaging over all stocks in the index. The current value shown is for last week and the change is relative to the previous week.

Spreads

At touch

Rank	Venue	Spread (bps)	Change
1	XMAD	4.26	+0.30
2	AQEU	4.76	+0.30
3	CEUX	4.79	+0.28
4	TQEX	20.78	+1.61
5	AQXE	461.96	-38.85

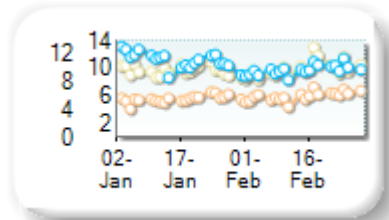
Monthly Spread Trend



25k EUR deal

Rank	Venue	Spread (bps)	Change
1	XMAD	6.04	+0.40
2	AQEU	9.85	-1.41
3	CEUX	9.96	+0.21
4	TQEX	53.75	-3.52

Monthly Spread Trend



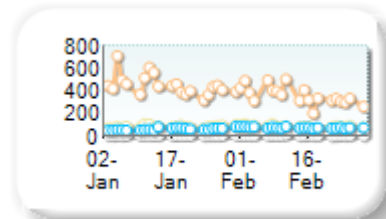
Spreads measure the bid to offer spread of the best visible orders in the book. The result is averaged over the stocks in the index and is based on measurements of the order books every 30 seconds. The value for the spread is quoted in basis points (0.01%).

Book Depths

10BPS Depth (top of book)

Rank	Venue	Depth (1K EUR)	Change
1	XMAD	360.0	-91.4
2	CEUX	82.9	+1.1
3	AQEU	71.3	+12.5
4	TQEX	6.1	-0.6
5	AQXE	0.1	0.0

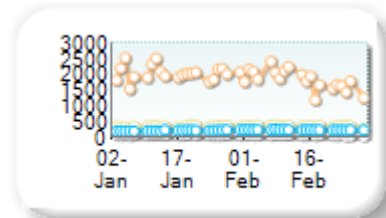
Monthly Depth Trend



50BPS Depth (deeper into book)

Rank	Venue	Depth (1K EUR)	Change
1	XMAD	1,809.2	-217.2
2	CEUX	342.8	+10.3
3	AQEU	210.5	+24.4
4	TQEX	67.0	-11.0
5	CHIX	31.4	+1.6
6	BATE	29.0	+1.4
7	TRQX	24.9	+1.4
8	AQXE	2.9	+0.7

Monthly Depth Trend



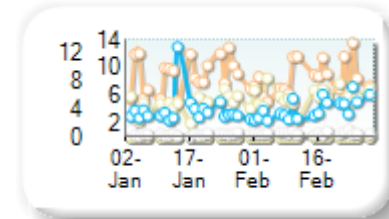
Market depth measures the amount of visible liquidity (bids and offers) in the order book within 10 or 50 BPS of mid price. The result is averaged over the stocks in the index and is based on measurements of the order book every 30 seconds. This is quoted in '000s of EUR.

Best Prices

At touch

Rank	Venue	Best Price (%)	Change
1	XMAD	8.65	-0.53
2	CEUX	5.84	+0.80
3	AQEU	4.11	+0.25
4	TQEX	0.61	+0.18
5	CHIX	0.00	+0.00
6	TRQX	0.00	+0.00
7	BATE	0.00	0.00
8	AQXE	0.00	0.00

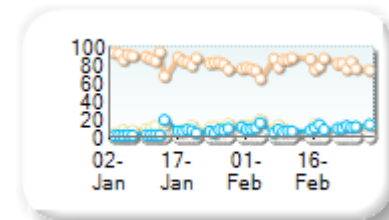
Best Prices Trend



25k EUR deal

Rank	Venue	Best Price (%)	Change
1	XMAD	79.82	-5.05
2	CEUX	9.70	+0.95
3	AQEU	9.27	+4.10
4	TQEX	0.05	+0.00
5	CHIX	0.00	+0.00
6	TRQX	0.00	+0.00
7	BATE	0.00	+0.00
8	AQXE	0.00	+0.00

Best Prices Trend

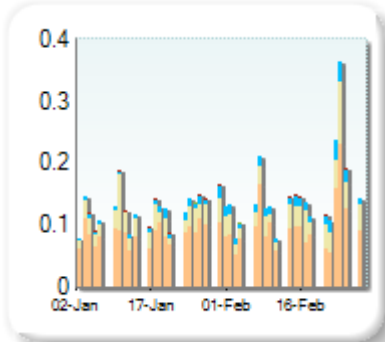


Best Price % measures how often each venue posts an absolute best price (no ties) for stocks. The result is averaged over the stocks in the index and is based on measurements of the order book every 5 seconds.

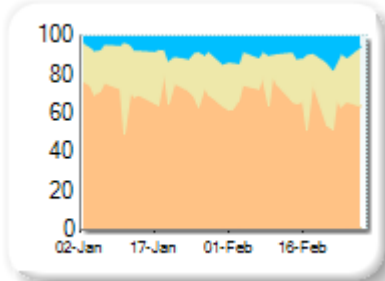
Market Share

Rank	Venue	Market Share	Change
1	XMAD	66.03%	-2.42
2	CEUX	23.21%	-0.45
3	AQEU	10.73%	+2.93
4	BATE	0.02%	-0.04
5	CHIX	0.01%	-0.02

Volume Trend



Market Share Trend



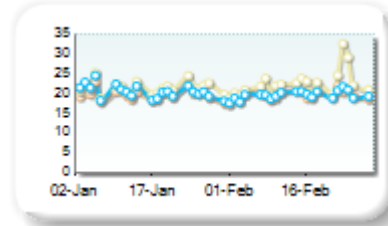
Market share is based on on-book value traded during continuous trading. The share is calculated by averaging over all stocks in the index. The current value shown is for last week and the change is relative to the previous week.

Spreads

At touch

Rank	Venue	Spread (bps)	Change
1	XMAD	19.57	-0.17
2	AQEU	19.62	-0.90
3	CEUX	22.52	+1.07

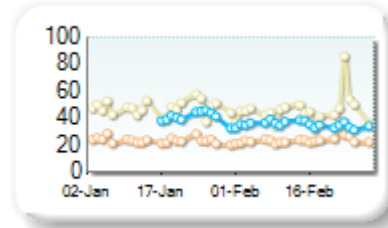
Monthly Spread Trend



25k EUR deal

Rank	Venue	Spread (bps)	Change
1	XMAD	23.83	+0.12
2	AQEU	35.31	-5.68
3	CEUX	45.84	-1.58

Monthly Spread Trend



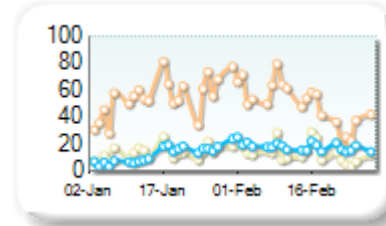
Spreads measure the bid to offer spread of the best visible orders in the book. The result is averaged over the stocks in the index and is based on measurements of the order books every 30 seconds. The value for the spread is quoted in basis points (0.01%).

Book Depths

10BPS Depth (top of book)

Rank	Venue	Depth (1K EUR)	Change
1	XMAD	49.7	-4.9
2	AQEU	18.2	+5.9
3	CEUX	14.0	+0.0

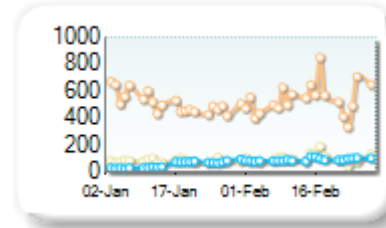
Monthly Depth Trend



50BPS Depth (deeper into book)

Rank	Venue	Depth (1K EUR)	Change
1	XMAD	540.2	+29.2
2	CEUX	100.5	+16.2
3	AQEU	92.9	+36.5

Monthly Depth Trend



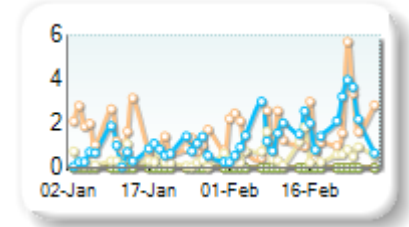
Market depth measures the amount of visible liquidity (bids and offers) in the order book within 10 or 50 BPS of mid price. The result is averaged over the stocks in the index and is based on measurements of the order book every 30 seconds. This is quoted in '000s of EUR.

Best Prices

At touch

Rank	Venue	Best Price (%)	Change
1	XMAD	1.89	+0.34
2	AQEU	1.79	+0.96
3	CEUX	0.66	+0.25
4	CHIX	0.00	+0.00
5	BATE	0.00	+0.00

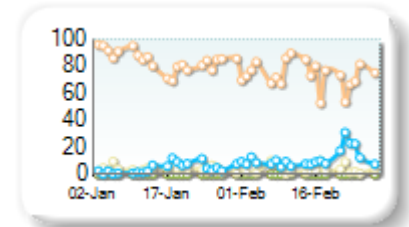
Best Prices Trend



25k EUR deal

Rank	Venue	Best Price (%)	Change
1	XMAD	73.29	-10.76
2	AQEU	11.63	+7.17
3	CEUX	4.10	+0.21
4	CHIX	0.00	+0.00
5	BATE	0.00	+0.00

Best Prices Trend

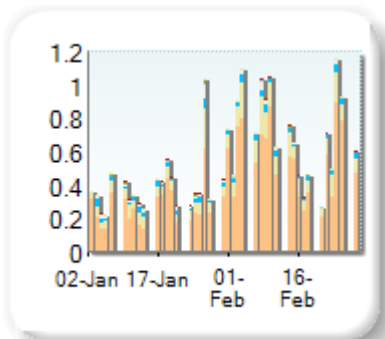


Best Price % measures how often each venue posts an absolute best price (no ties) for stocks. The result is averaged over the stocks in the index and is based on measurements of the order book every 5 seconds.

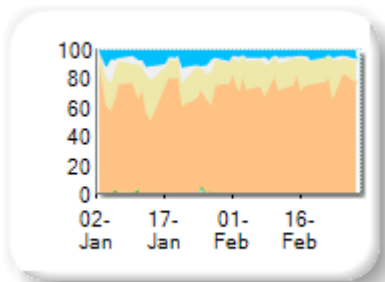
Market Share

Rank	Venue	Market Share	Change
1	XMAD	76.96%	+7.67
2	CEUX	16.44%	-0.82
3	AQEU	4.03%	-2.70
4	TQEX	2.23%	-2.34
5	TRQX	0.14%	-0.40
6	BATE	0.11%	-1.14
7	CHIX	0.08%	-0.27
8	AQXE	0.00%	0.00

Volume Trend



Market Share Trend



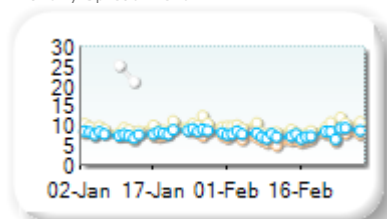
Market share is based on on-book value traded during continuous trading. The share is calculated by averaging over all stocks in the index. The current value shown is for last week and the change is relative to the previous week.

Spreads

At touch

Rank	Venue	Spread (bps)	Change
1	XMAD	6.92	-1.04
2	AQEU	7.91	-0.36
3	CEUX	9.30	-0.28
4	TQEX	40.80	+8.13

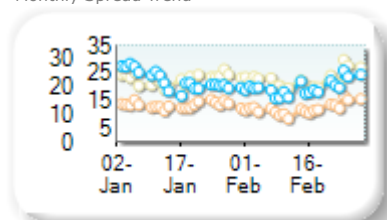
Monthly Spread Trend



25k EUR deal

Rank	Venue	Spread (bps)	Change
1	XMAD	12.36	-1.29
2	AQEU	20.00	-2.67
3	CEUX	22.68	-0.45
4	TQEX	71.68	+4.76

Monthly Spread Trend



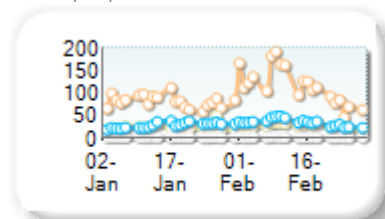
Spreads measure the bid to offer spread of the best visible orders in the book. The result is averaged over the stocks in the index and is based on measurements of the order books every 30 seconds. The value for the spread is quoted in basis points (0.01%).

Book Depths

10BPS Depth (top of book)

Rank	Venue	Depth (1K EUR)	Change
1	XMAD	116.9	+35.4
2	AQEU	34.1	+6.3
3	CEUX	25.4	+2.0
4	BATE	3.3	-1.7
5	TQEX	0.9	-0.3

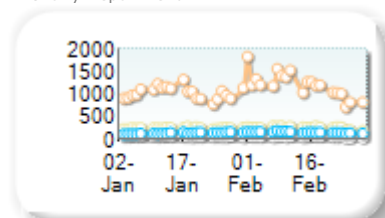
Monthly Depth Trend



50BPS Depth (deeper into book)

Rank	Venue	Depth (1K EUR)	Change
1	XMAD	1,199.5	+171.6
2	CEUX	251.1	+11.0
3	AQEU	141.1	+18.8
4	TQEX	48.7	-6.0
5	BATE	4.3	-2.7
6	AQXE	0.2	-0.2

Monthly Depth Trend



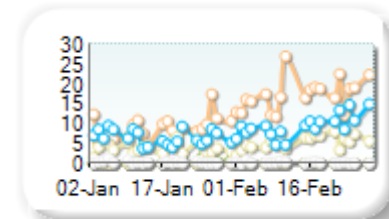
Market depth measures the amount of visible liquidity (bids and offers) in the order book within 10 or 50 BPS of mid price. The result is averaged over the stocks in the index and is based on measurements of the order book every 30 seconds. This is quoted in '000s of EUR.

Best Prices

At touch

Rank	Venue	Best Price (%)	Change
1	XMAD	17.15	+7.82
2	AQEU	9.38	+2.21
3	CEUX	5.32	+1.66
4	TQEX	0.24	-0.09
5	BATE	0.05	-0.22
6	CHIX	0.00	+0.00
7	TRQX	0.00	+0.00
8	AQXE	0.00	+0.00

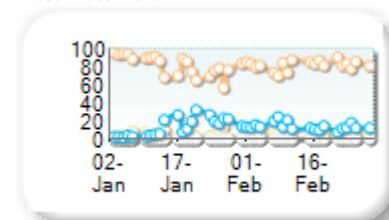
Best Prices Trend



25k EUR deal

Rank	Venue	Best Price (%)	Change
1	XMAD	82.20	+0.06
2	AQEU	13.85	+1.14
3	CEUX	3.68	-1.03
4	TQEX	0.03	+0.03
5	CHIX	0.00	+0.00
6	TRQX	0.00	+0.00
7	BATE	0.00	-0.04
8	AQXE	0.00	+0.00

Best Prices Trend

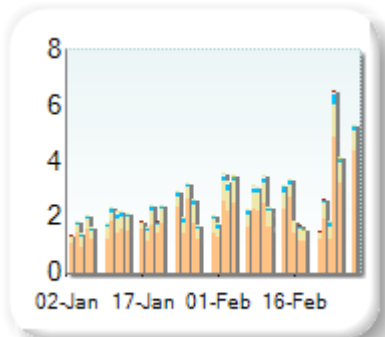


Best Price % measures how often each venue posts an absolute best price (no ties) for stocks. The result is averaged over the stocks in the index and is based on measurements of the order book every 5 seconds.

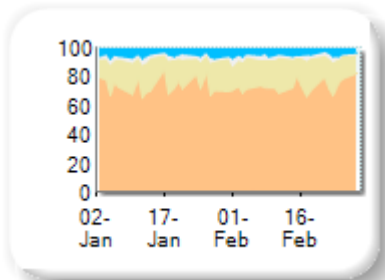
Market Share

Rank	Venue	Market Share	Change
1	XMAD	73.73%	+0.35
2	CEUX	18.90%	+0.39
3	AQEU	4.72%	-0.36
4	TQEX	2.33%	-0.30
5	BATE	0.18%	+0.01
6	TRQX	0.09%	-0.05
7	CHIX	0.05%	-0.04
8	AQXE	0.00%	0.00

Volume Trend



Market Share Trend



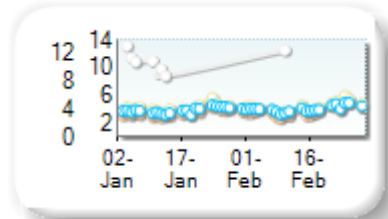
Market share is based on on-book value traded during continuous trading. The share is calculated by averaging over all stocks in the index. The current value shown is for last week and the change is relative to the previous week.

Spreads

At touch

Rank	Venue	Spread (bps)	Change
1	XMAD	3.75	+0.24
2	AQEU	4.10	+0.21
3	CEUX	4.34	+0.19
4	TQEX	22.70	+3.99
5	BATE	413.89	n/a
6	AQXE	493.40	-7.60
7	CHIX	498.45	+5.30
8	TRQX	501.00	n/a

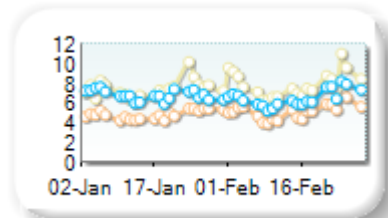
Monthly Spread Trend



25k EUR deal

Rank	Venue	Spread (bps)	Change
1	XMAD	5.19	+0.32
2	AQEU	6.51	-0.29
3	CEUX	7.89	+0.45
4	TQEX	60.50	+20.18

Monthly Spread Trend



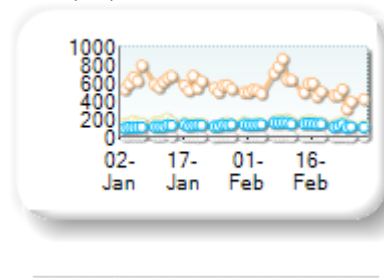
Spreads measure the bid to offer spread of the best visible orders in the book. The result is averaged over the stocks in the index and is based on measurements of the order books every 30 seconds. The value for the spread is quoted in basis points (0.01%).

Book Depths

10BPS Depth (top of book)

Rank	Venue	Depth (1K EUR)	Change
1	XMAD	544.2	-48.9
2	CEUX	155.7	+0.8
3	AQEU	135.3	+15.7
4	BATE	9.7	+2.4
5	TQEX	7.0	-3.6
6	AQXE	0.1	+0.0

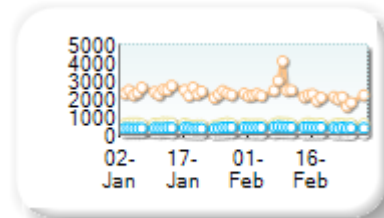
Monthly Depth Trend



50BPS Depth (deeper into book)

Rank	Venue	Depth (1K EUR)	Change
1	XMAD	2,290.3	-92.6
2	CEUX	612.6	+1.3
3	AQEU	396.5	+33.7
4	TQEX	93.0	-20.7
5	BATE	17.2	+4.3
6	CHIX	0.7	+0.0
7	AQXE	0.2	+0.0

Monthly Depth Trend



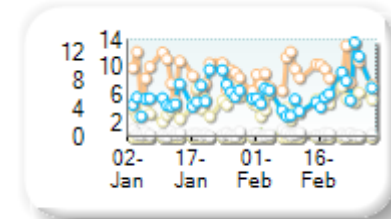
Market depth measures the amount of visible liquidity (bids and offers) in the order book within 10 or 50 BPS of mid price. The result is averaged over the stocks in the index and is based on measurements of the order book every 30 seconds. This is quoted in '000s of EUR.

Best Prices

At touch

Rank	Venue	Best Price (%)	Change
1	XMAD	9.72	-1.62
2	AQEU	6.36	+0.81
3	CEUX	4.86	+0.05
4	TQEX	0.48	-0.08
5	BATE	0.06	+0.03
6	CHIX	0.00	-0.01
7	TRQX	0.00	+0.00
8	AQXE	0.00	+0.00

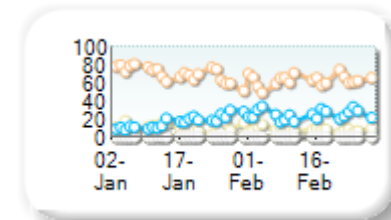
Best Prices Trend



25k EUR deal

Rank	Venue	Best Price (%)	Change
1	XMAD	63.39	-6.91
2	AQEU	24.63	+8.23
3	CEUX	8.32	-1.92
4	BATE	0.12	+0.12
5	TQEX	0.05	-0.03
6	CHIX	0.00	+0.00
7	TRQX	0.00	+0.00
8	AQXE	0.00	+0.00

Best Prices Trend

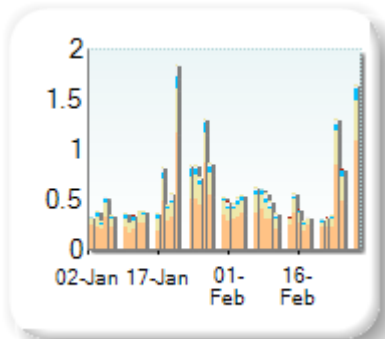


Best Price % measures how often each venue posts an absolute best price (no ties) for stocks. The result is averaged over the stocks in the index and is based on measurements of the order book every 5 seconds.

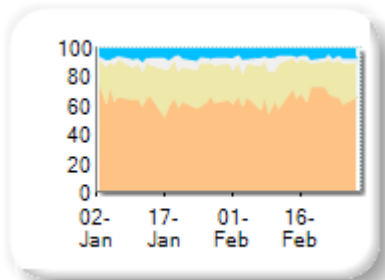
Market Share

Rank	Venue	Market Share	Change
1	XMAD	64.27%	+1.33
2	CEUX	24.83%	-0.31
3	AQEU	5.91%	-0.65
4	TQEX	4.70%	-0.59
5	TRQX	0.26%	+0.20
6	BATE	0.02%	+0.01
7	CHIX	0.01%	+0.00
8	AQXE	0.00%	0.00

Volume Trend



Market Share Trend



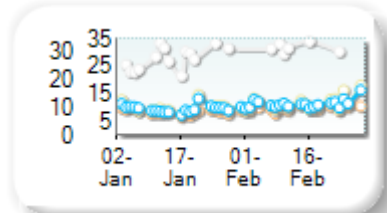
Market share is based on on-book value traded during continuous trading. The share is calculated by averaging over all stocks in the index. The current value shown is for last week and the change is relative to the previous week.

Spreads

At touch

Rank	Venue	Spread (bps)	Change
1	XMAD	9.90	+1.30
2	AQEU	11.51	+1.71
3	CEUX	11.63	+1.60
4	TQEX	44.10	+11.16

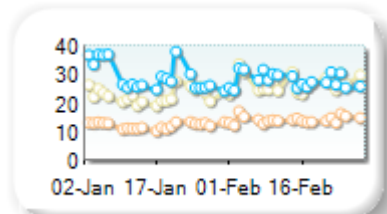
Monthly Spread Trend



25k EUR deal

Rank	Venue	Spread (bps)	Change
1	XMAD	14.35	+1.98
2	CEUX	26.92	+4.04
3	AQEU	28.23	-1.24
4	TQEX	120.49	+30.36

Monthly Spread Trend



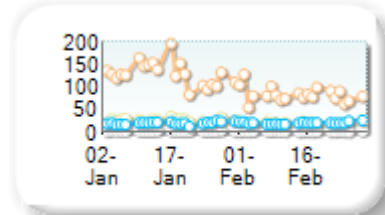
Spreads measure the bid to offer spread of the best visible orders in the book. The result is averaged over the stocks in the index and is based on measurements of the order books every 30 seconds. The value for the spread is quoted in basis points (0.01%).

Book Depths

10BPS Depth (top of book)

Rank	Venue	Depth (1K EUR)	Change
1	XMAD	83.1	-46.7
2	AQEU	19.4	+0.3
3	CEUX	18.6	-7.1
4	TQEX	1.2	-0.8
5	AQXE	0.2	+0.0

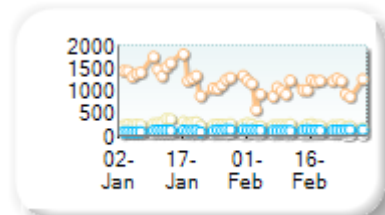
Monthly Depth Trend



50BPS Depth (deeper into book)

Rank	Venue	Depth (1K EUR)	Change
1	XMAD	1,077.2	-275.9
2	CEUX	229.7	-40.6
3	AQEU	117.9	+10.7
4	TQEX	45.8	-10.9
5	AQXE	0.2	+0.0

Monthly Depth Trend



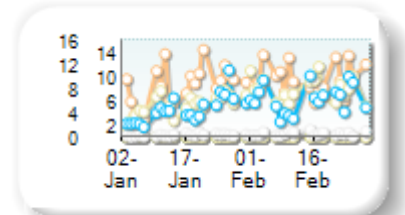
Market depth measures the amount of visible liquidity (bids and offers) in the order book within 10 or 50 BPS of mid price. The result is averaged over the stocks in the index and is based on measurements of the order book every 30 seconds. This is quoted in '000s of EUR.

Best Prices

At touch

Rank	Venue	Best Price (%)	Change
1	XMAD	9.62	+1.65
2	CEUX	7.85	+2.77
3	AQEU	6.26	+1.39
4	TQEX	0.59	+0.34
5	AQXE	0.00	0.00
6	CHIX	0.00	0.00
7	TRQX	0.00	+0.00
8	BATE	0.00	+0.00

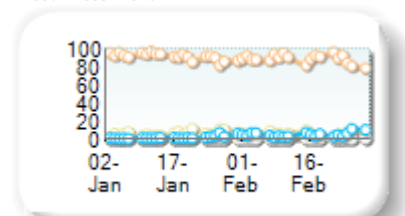
Best Prices Trend



25k EUR deal

Rank	Venue	Best Price (%)	Change
1	XMAD	89.42	-2.68
2	CEUX	5.42	-0.56
3	AQEU	4.67	+3.27
4	TQEX	0.12	+0.10
5	CHIX	0.00	+0.00
6	TRQX	0.00	+0.00
7	BATE	0.00	+0.00
8	AQXE	0.00	+0.00

Best Prices Trend

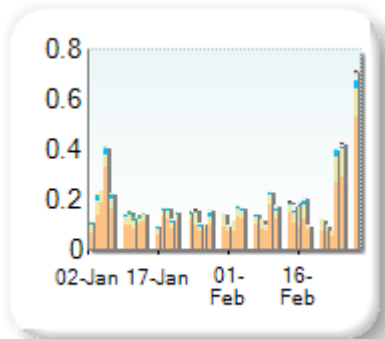


Best Price % measures how often each venue posts an absolute best price (no ties) for stocks. The result is averaged over the stocks in the index and is based on measurements of the order book every 5 seconds.

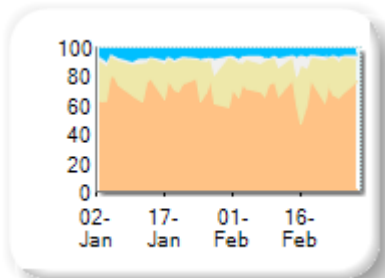
Market Share

Rank	Venue	Market Share	Change
1	XMAD	68.90%	-2.47
2	CEUX	21.84%	+1.97
3	AQEU	4.96%	-1.24
4	TQEX	3.84%	+1.33
5	TRQX	0.25%	+0.24
6	BATE	0.17%	+0.12
7	CHIX	0.05%	+0.05
8	AQXE	0.00%	0.00

Volume Trend



Market Share Trend




Market share is based on on-book value traded during continuous trading. The share is calculated by averaging over all stocks in the index. The current value shown is for last week and the change is relative to the previous week.

Spreads

At touch

Rank	Venue	Spread (bps)	Change
1	XMAD	12.56	+2.52
2	AQEU	15.47	+3.68
3	CEUX	16.36	+3.39
4	TQEX	55.11	+9.65

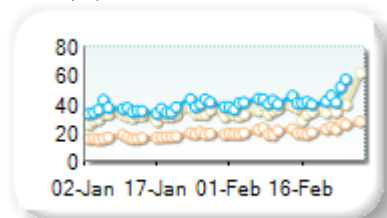
Monthly Spread Trend



25k EUR deal

Rank	Venue	Spread (bps)	Change
1	XMAD	21.99	+4.32
2	CEUX	37.07	+4.90
3	AQEU	43.07	+5.47

Monthly Spread Trend



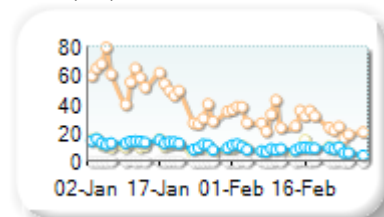
Spreads measure the bid to offer spread of the best visible orders in the book. The result is averaged over the stocks in the index and is based on measurements of the order books every 30 seconds. The value for the spread is quoted in basis points (0.01%).

Book Depths

10BPS Depth (top of book)

Rank	Venue	Depth (1K EUR)	Change
1	XMAD	28.8	-21.5
2	AQEU	8.8	-3.9
3	CEUX	8.3	-2.8
4	TQEX	0.4	0.0

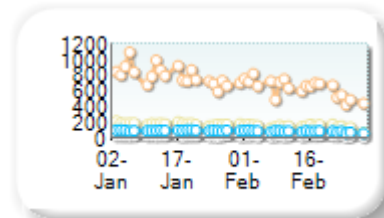
Monthly Depth Trend



50BPS Depth (deeper into book)

Rank	Venue	Depth (1K EUR)	Change
1	XMAD	629.3	-162.5
2	CEUX	144.8	-32.2
3	AQEU	78.2	-11.1
4	TQEX	20.6	-1.6

Monthly Depth Trend



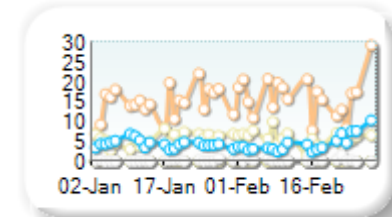
Market depth measures the amount of visible liquidity (bids and offers) in the order book within 10 or 50 BPS of mid price. The result is averaged over the stocks in the index and is based on measurements of the order book every 30 seconds. This is quoted in '000s of EUR.

Best Prices

At touch

Rank	Venue	Best Price (%)	Change
1	XMAD	16.38	+3.01
2	CEUX	5.87	+0.48
3	AQEU	4.49	-0.06
4	TQEX	0.38	+0.20
5	CHIX	0.00	+0.00
6	TRQX	0.00	+0.00
7	BATE	0.00	+0.00
8	AQXE	0.00	+0.00

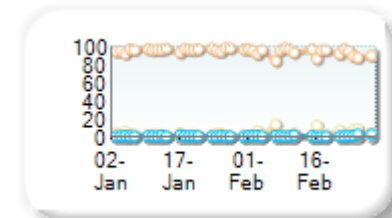
Best Prices Trend



25k EUR deal

Rank	Venue	Best Price (%)	Change
1	XMAD	94.17	-2.83
2	CEUX	4.57	+2.38
3	AQEU	1.02	+0.26
4	CHIX	0.00	+0.00
5	TRQX	0.00	+0.00
6	BATE	0.00	+0.00
7	AQXE	0.00	+0.00
8	TQEX	0.00	0.00

Best Prices Trend

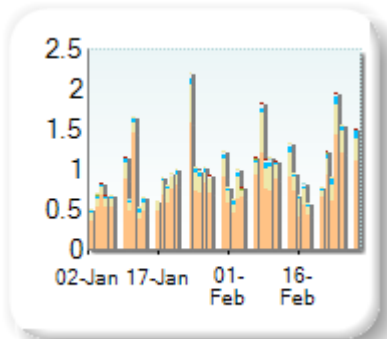


Best Price % measures how often each venue posts an absolute best price (no ties) for stocks. The result is averaged over the stocks in the index and is based on measurements of the order book every 5 seconds.

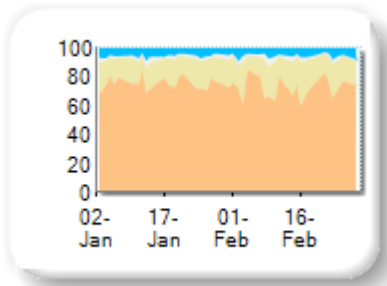
Market Share

Rank	Venue	Market Share	Change
1	XMAD	72.34%	-4.05
2	CEUX	19.91%	+3.35
3	AQEU	4.72%	+0.13
4	TQEX	2.76%	+0.55
5	TRQX	0.12%	+0.06
6	BATE	0.08%	-0.04
7	CHIX	0.07%	+0.01
8	AQXE	0.00%	0.00

Volume Trend



Market Share Trend



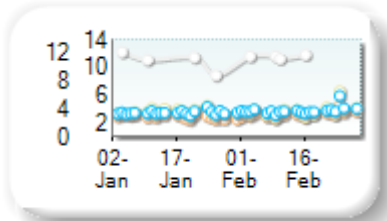
Market share is based on on-book value traded during continuous trading. The share is calculated by averaging over all stocks in the index. The current value shown is for last week and the change is relative to the previous week.

Spreads

At touch

Rank	Venue	Spread (bps)	Change
1	XMAD	3.24	+0.28
2	CEUX	3.71	+0.10
3	AQEU	3.86	+0.30
4	TQEX	16.33	+1.03
5	AQXE	477.63	-0.04
6	CHIX	501.00	n/a
7	TRQX	501.00	n/a
8	BATE	501.00	+0.71

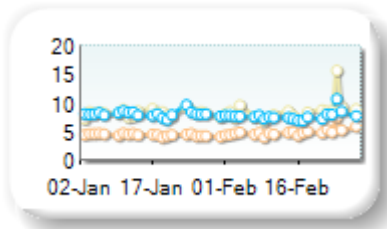
Monthly Spread Trend



25k EUR deal

Rank	Venue	Spread (bps)	Change
1	XMAD	5.02	+0.49
2	AQEU	7.83	-0.35
3	CEUX	8.56	+0.24
4	TQEX	35.15	+3.81

Monthly Spread Trend



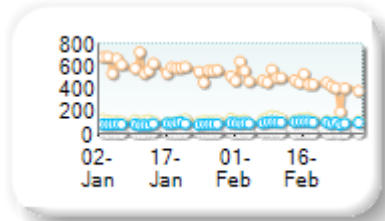
Spreads measure the bid to offer spread of the best visible orders in the book. The result is averaged over the stocks in the index and is based on measurements of the order books every 30 seconds. The value for the spread is quoted in basis points (0.01%).

Book Depths

10BPS Depth (top of book)

Rank	Venue	Depth (1K EUR)	Change
1	XMAD	464.5	-124.4
2	CEUX	120.9	+6.8
3	AQEU	98.7	+13.0
4	TQEX	10.2	-0.7
5	AQXE	0.0	0.0

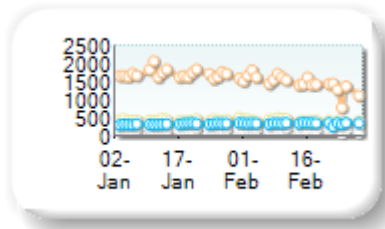
Monthly Depth Trend



50BPS Depth (deeper into book)

Rank	Venue	Depth (1K EUR)	Change
1	XMAD	1,470.1	-254.8
2	CEUX	420.0	-17.6
3	AQEU	341.8	+15.4
4	TQEX	163.7	-7.3
5	TRQX	0.1	+0.0
6	BATE	0.1	-0.7
7	AQXE	0.0	0.0

Monthly Depth Trend



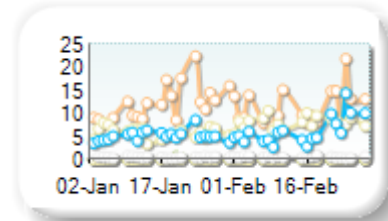
Market depth measures the amount of visible liquidity (bids and offers) in the order book within 10 or 50 BPS of mid price. The result is averaged over the stocks in the index and is based on measurements of the order book every 30 seconds. This is quoted in '000s of EUR.

Best Prices

At touch

Rank	Venue	Best Price (%)	Change
1	XMAD	11.34	-2.43
2	CEUX	8.01	+1.78
3	AQEU	6.16	+1.38
4	TQEX	0.59	-0.08
5	AQXE	0.00	+0.00
6	CHIX	0.00	-0.03
7	BATE	0.00	-0.06
8	TRQX	0.00	+0.00

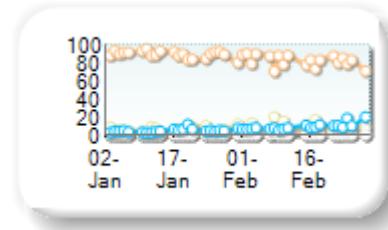
Best Prices Trend



25k EUR deal

Rank	Venue	Best Price (%)	Change
1	XMAD	82.55	-7.29
2	AQEU	9.09	+4.58
3	CEUX	7.94	+2.63
4	TQEX	0.07	+0.04
5	CHIX	0.00	+0.00
6	TRQX	0.00	+0.00
7	BATE	0.00	+0.00
8	AQXE	0.00	+0.00

Best Prices Trend



Best Price % measures how often each venue posts an absolute best price (no ties) for stocks. The result is averaged over the stocks in the index and is based on measurements of the order book every 5 seconds.