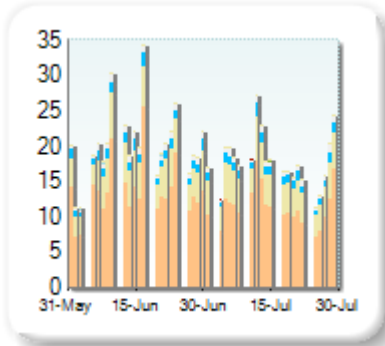


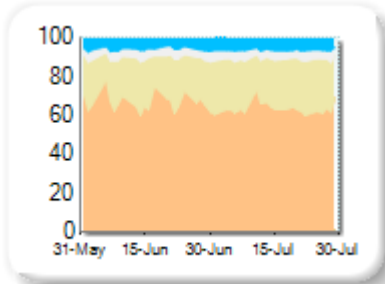
Market Share

Rank	Venue	Market Share	Change
1	XMAD	63.31%	-3.32
2	CEUX	25.15%	+2.55
3	AQEU	6.45%	+0.45
4	TQEX	4.77%	+0.17
5	BATE	0.14%	+0.04
6	TRQX	0.12%	+0.09
7	CHIX	0.06%	+0.02
8	AQXE	0.00%	0.00

Volume Trend



Market Share Trend



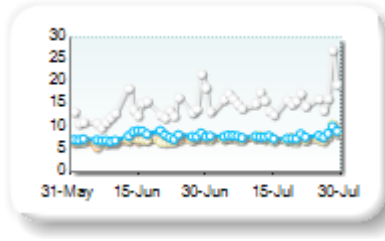
Market share is based on on-book value traded during continuous trading. The share is calculated by averaging over all stocks in the index. The current value shown is for last week and the change is relative to the previous week.

Spreads

At touch

Rank	Venue	Spread (bps)	Change
1	CEUX	7.64	+0.51
2	XMAD	7.72	+0.74
3	AQEU	8.05	+0.16
4	TQEX	16.18	+2.37
5	BATE	103.35	-33.84
6	CHIX	232.68	+42.59
7	AQXE	499.21	+1.61

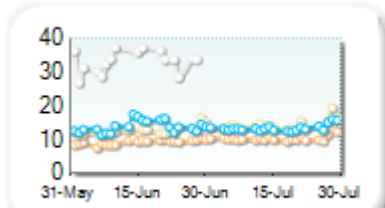
Monthly Spread Trend



25k EUR deal

Rank	Venue	Spread (bps)	Change
1	XMAD	10.40	+1.07
2	AQEU	13.37	-0.39
3	CEUX	14.11	+1.31
4	TQEX	46.52	+11.05

Monthly Spread Trend



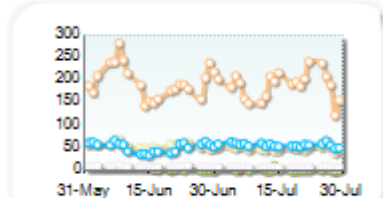
Spreads measure the bid to offer spread of the best visible orders in the book. The result is averaged over the stocks in the index and is based on measurements of the order books every 30 seconds. The value for the spread is quoted in basis points (0.01%).

Book Depths

10BPS Depth (top of book)

Rank	Venue	Depth (1K EUR)	Change
1	XMAD	189.0	-7.5
2	AQEU	57.4	+4.9
3	CEUX	50.0	-5.9
4	TQEX	8.4	-1.7
5	TRQX	6.7	-0.9
6	BATE	1.8	+0.5
7	CHIX	1.0	-0.7
8	AQXE	0.0	-0.1

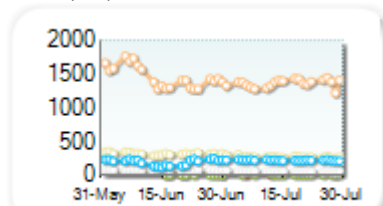
Monthly Depth Trend



50BPS Depth (deeper into book)

Rank	Venue	Depth (1K EUR)	Change
1	XMAD	1,358.4	-92.2
2	CEUX	270.9	-47.5
3	AQEU	221.2	+27.6
4	TQEX	58.8	-21.2
5	TRQX	10.1	-2.7
6	BATE	9.5	+5.3
7	CHIX	7.0	+2.9
8	AQXE	0.0	-0.8

Monthly Depth Trend



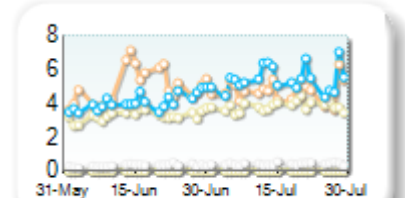
Market depth measures the amount of visible liquidity (bids and offers) in the order book within 10 or 50 BPS of mid price. The result is averaged over the stocks in the index and is based on measurements of the order book every 30 seconds. This is quoted in '000s of EUR.

Best Prices

At touch

Rank	Venue	Best Price (%)	Change
1	AQEU	5.41	+0.99
2	XMAD	4.69	+0.03
3	CEUX	3.80	+0.58
4	TQEX	0.43	+0.10
5	CHIX	0.01	+0.00
6	TRQX	0.00	0.00
7	BATE	0.00	0.00
8	AQXE	0.00	0.00

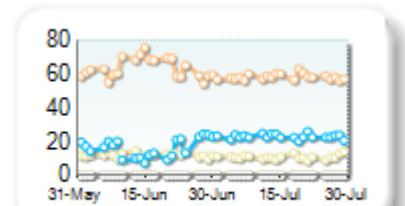
Best Prices Trend



25k EUR deal

Rank	Venue	Best Price (%)	Change
1	XMAD	58.03	-5.12
2	AQEU	22.85	+6.63
3	CEUX	10.78	-1.22
4	TQEX	0.10	-0.04
5	TRQX	0.00	0.00
6	CHIX	0.00	0.00
7	BATE	0.00	+0.00
8	AQXE	0.00	+0.00

Best Prices Trend

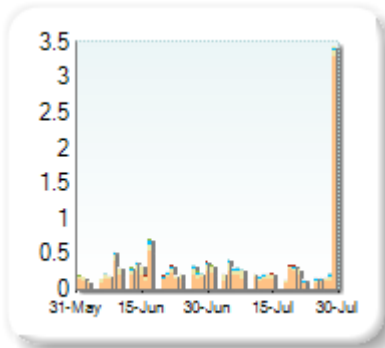


Best Price % measures how often each venue posts an absolute best price (no ties) for stocks. The result is averaged over the stocks in the index and is based on measurements of the order book every 5 seconds.

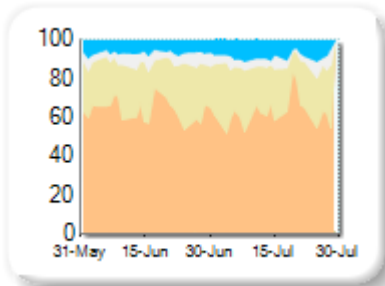
Market Share

Rank	Venue	Market Share	Change
1	XMAD	77.11%	+12.62
2	CEUX	14.91%	-8.26
3	AQEU	5.03%	-1.48
4	TQEX	2.90%	-2.85
5	TRQX	0.02%	+0.02
6	BATE	0.02%	-0.04
7	CHIX	0.01%	-0.02
8	AQXE	0.00%	+0.00

Volume Trend



Market Share Trend



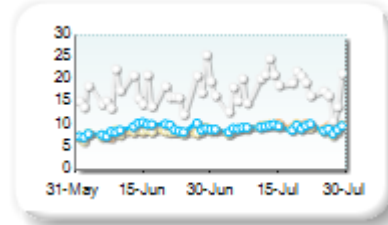
Market share is based on on-book value traded during continuous trading. The share is calculated by averaging over all stocks in the index. The current value shown is for last week and the change is relative to the previous week.

Spreads

At touch

Rank	Venue	Spread (bps)	Change
1	CEUX	9.23	+0.90
2	AQEU	9.36	+0.33
3	XMAD	9.49	+1.20
4	TQEX	18.31	+0.91
5	AQXE	501.00	+1.74

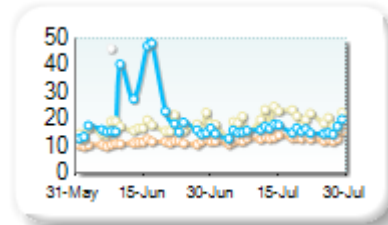
Monthly Spread Trend



25k EUR deal

Rank	Venue	Spread (bps)	Change
1	XMAD	12.76	+1.52
2	AQEU	15.92	-5.44
3	CEUX	19.64	+2.55
4	TQEX	64.27	-2.75

Monthly Spread Trend



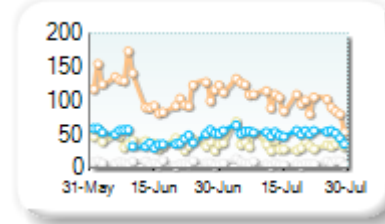
Spreads measure the bid to offer spread of the best visible orders in the book. The result is averaged over the stocks in the index and is based on measurements of the order books every 30 seconds. The value for the spread is quoted in basis points (0.01%).

Book Depths

10BPS Depth (top of book)

Rank	Venue	Depth (1K EUR)	Change
1	XMAD	100.6	-13.3
2	AQEU	51.9	+6.2
3	CEUX	36.1	-2.4
4	TQEX	7.9	-0.1

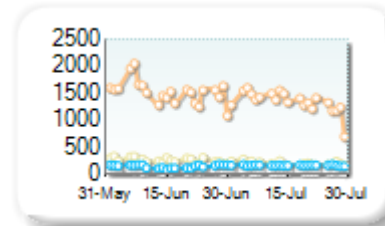
Monthly Depth Trend



50BPS Depth (deeper into book)

Rank	Venue	Depth (1K EUR)	Change
1	XMAD	1,337.8	-178.2
2	CEUX	195.7	-60.0
3	AQEU	162.9	+19.0
4	TQEX	53.4	-16.0

Monthly Depth Trend



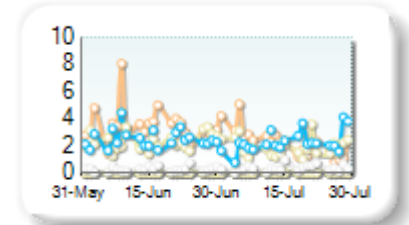
Market depth measures the amount of visible liquidity (bids and offers) in the order book within 10 or 50 BPS of mid price. The result is averaged over the stocks in the index and is based on measurements of the order book every 30 seconds. This is quoted in '000s of EUR.

Best Prices

At touch

Rank	Venue	Best Price (%)	Change
1	XMAD	2.31	-0.54
2	AQEU	2.30	-0.61
3	CEUX	1.90	-0.39
4	TQEX	0.37	+0.06
5	CHIX	0.00	+0.00
6	TRQX	0.00	+0.00
7	BATE	0.00	+0.00
8	AQXE	0.00	+0.00

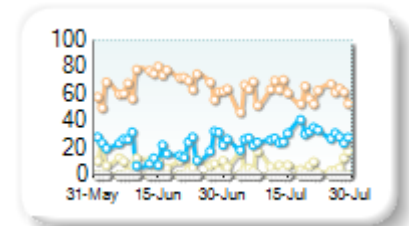
Best Prices Trend



25k EUR deal

Rank	Venue	Best Price (%)	Change
1	XMAD	61.24	-6.16
2	AQEU	28.05	+7.58
3	CEUX	7.06	-1.96
4	TQEX	0.03	-0.05
5	CHIX	0.00	+0.00
6	TRQX	0.00	+0.00
7	BATE	0.00	+0.00
8	AQXE	0.00	+0.00

Best Prices Trend

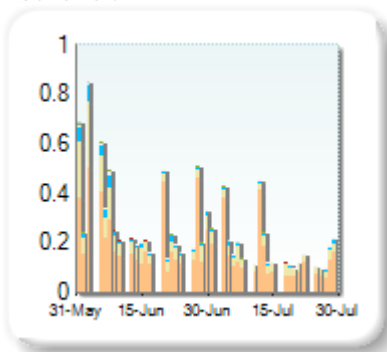


Best Price % measures how often each venue posts an absolute best price (no ties) for stocks. The result is averaged over the stocks in the index and is based on measurements of the order book every 5 seconds.

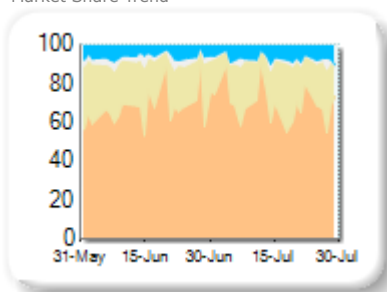
Market Share

Rank	Venue	Market Share	Change
1	XMAD	73.24%	+5.89
2	CEUX	18.89%	-4.69
3	AQEU	6.49%	+0.31
4	TQEX	1.35%	-1.44
5	TRQX	0.02%	0.00
6	BATE	0.01%	-0.03
7	CHIX	0.00%	-0.03

Volume Trend



Market Share Trend



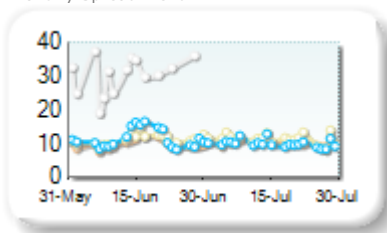
Market share is based on on-book value traded during continuous trading. The share is calculated by averaging over all stocks in the index. The current value shown is for last week and the change is relative to the previous week.

Spreads

At touch

Rank	Venue	Spread (bps)	Change
1	AQEU	9.94	-1.49
2	XMAD	10.26	+0.33
3	CEUX	11.29	+0.24
4	TQEX	54.89	+20.05

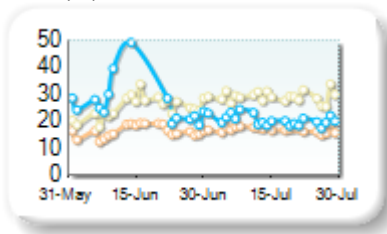
Monthly Spread Trend



25k EUR deal

Rank	Venue	Spread (bps)	Change
1	XMAD	16.92	+0.55
2	AQEU	20.34	-11.64
3	CEUX	28.98	+3.84

Monthly Spread Trend



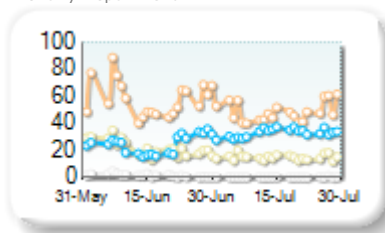
Spreads measure the bid to offer spread of the best visible orders in the book. The result is averaged over the stocks in the index and is based on measurements of the order books every 30 seconds. The value for the spread is quoted in basis points (0.01%).

Book Depths

10BPS Depth (top of book)

Rank	Venue	Depth (1K EUR)	Change
1	XMAD	48.3	-9.7
2	AQEU	32.9	+8.5
3	CEUX	14.9	-7.7
4	TQEX	0.3	-1.3

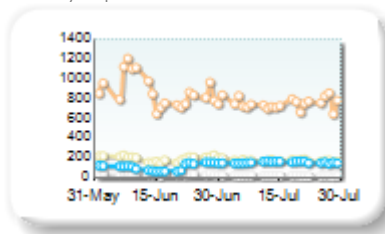
Monthly Depth Trend



50BPS Depth (deeper into book)

Rank	Venue	Depth (1K EUR)	Change
1	XMAD	750.8	-120.7
2	CEUX	169.7	-21.9
3	AQEU	151.5	+43.4
4	TQEX	17.7	-14.4

Monthly Depth Trend



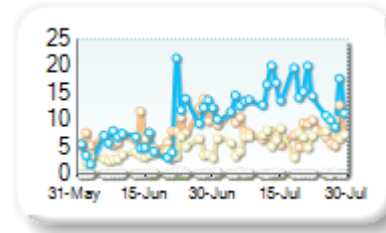
Market depth measures the amount of visible liquidity (bids and offers) in the order book within 10 or 50 BPS of mid price. The result is averaged over the stocks in the index and is based on measurements of the order book every 30 seconds. This is quoted in '000s of EUR.

Best Prices

At touch

Rank	Venue	Best Price (%)	Change
1	AQEU	14.19	+5.74
2	XMAD	8.08	+0.74
3	CEUX	6.69	+2.18
4	TQEX	0.23	+0.04
5	CHIX	0.00	+0.00
6	TRQX	0.00	+0.00
7	BATE	0.00	+0.00

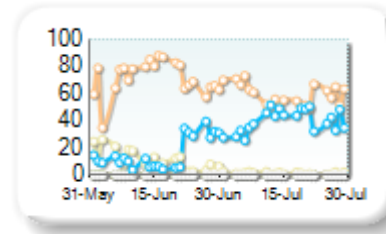
Best Prices Trend



25k EUR deal

Rank	Venue	Best Price (%)	Change
1	XMAD	58.64	-12.75
2	AQEU	39.90	+23.87
3	CEUX	1.35	-9.49
4	CHIX	0.00	+0.00
5	TRQX	0.00	+0.00
6	BATE	0.00	+0.00
7	TQEX	0.00	-0.03

Best Prices Trend

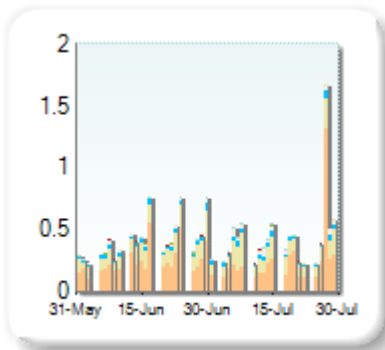


Best Price % measures how often each venue posts an absolute best price (no ties) for stocks. The result is averaged over the stocks in the index and is based on measurements of the order book every 5 seconds.

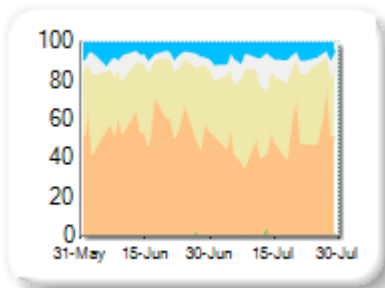
Market Share

Rank	Venue	Market Share	Change
1	XMAD	54.04%	-2.70
2	CEUX	30.91%	+0.56
3	TQEX	7.55%	+1.78
4	AQEU	7.00%	+0.04
5	CHIX	0.21%	+0.16
6	BATE	0.18%	+0.07
7	TRQX	0.11%	+0.08
8	AQXE	0.01%	+0.01

Volume Trend



Market Share Trend



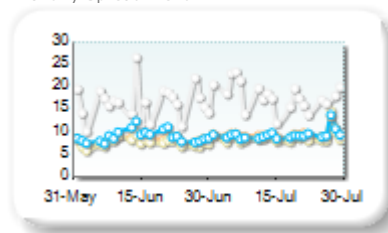
Market share is based on on-book value traded during continuous trading. The share is calculated by averaging over all stocks in the index. The current value shown is for last week and the change is relative to the previous week.

Spreads

At touch

Rank	Venue	Spread (bps)	Change
1	CEUX	8.83	+1.13
2	AQEU	9.41	+0.32
3	XMAD	9.53	+1.15
4	TQEX	19.10	+2.58

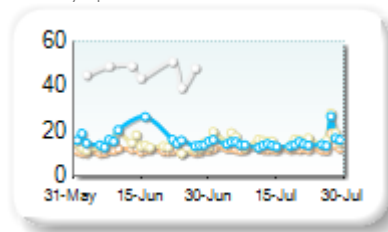
Monthly Spread Trend



25k EUR deal

Rank	Venue	Spread (bps)	Change
1	XMAD	12.48	+1.15
2	AQEU	14.93	-1.18
3	CEUX	16.40	+2.43
4	TQEX	73.40	+21.31

Monthly Spread Trend



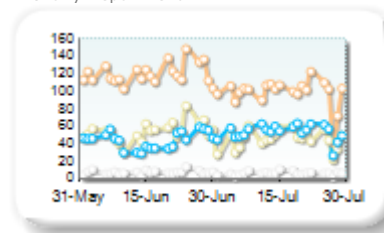
Spreads measure the bid to offer spread of the best visible orders in the book. The result is averaged over the stocks in the index and is based on measurements of the order books every 30 seconds. The value for the spread is quoted in basis points (0.01%).

Book Depths

10BPS Depth (top of book)

Rank	Venue	Depth (1K EUR)	Change
1	XMAD	98.8	-21.6
2	AQEU	53.9	+9.3
3	CEUX	45.3	-9.3
4	TQEX	6.8	-1.1

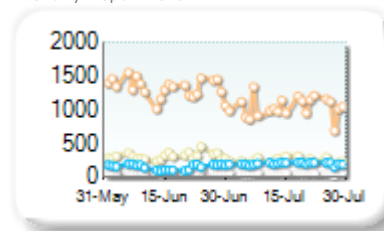
Monthly Depth Trend



50BPS Depth (deeper into book)

Rank	Venue	Depth (1K EUR)	Change
1	XMAD	1,036.8	-279.4
2	CEUX	242.7	-69.3
3	AQEU	201.4	+47.4
4	TQEX	57.8	-17.7
5	CHIX	1.3	+0.1

Monthly Depth Trend



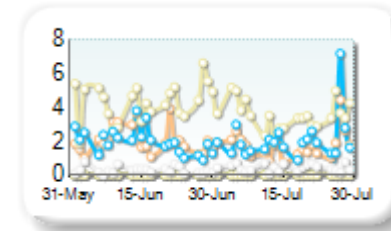
Market depth measures the amount of visible liquidity (bids and offers) in the order book within 10 or 50 BPS of mid price. The result is averaged over the stocks in the index and is based on measurements of the order book every 30 seconds. This is quoted in '000s of EUR.

Best Prices

At touch

Rank	Venue	Best Price (%)	Change
1	CEUX	3.54	-0.89
2	AQEU	2.09	-0.46
3	XMAD	1.76	-0.27
4	TQEX	0.43	+0.19
5	CHIX	0.00	+0.00
6	TRQX	0.00	+0.00
7	BATE	0.00	0.00
8	AQXE	0.00	+0.00

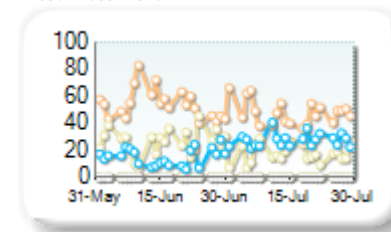
Best Prices Trend



25k EUR deal

Rank	Venue	Best Price (%)	Change
1	XMAD	47.93	-6.30
2	AQEU	27.58	+12.53
3	CEUX	17.18	-9.16
4	TQEX	0.05	-0.05
5	CHIX	0.00	+0.00
6	TRQX	0.00	+0.00
7	BATE	0.00	+0.00
8	AQXE	0.00	+0.00

Best Prices Trend

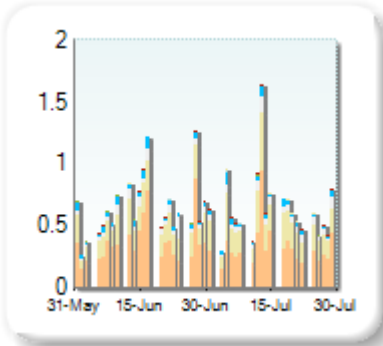


Best Price % measures how often each venue posts an absolute best price (no ties) for stocks. The result is averaged over the stocks in the index and is based on measurements of the order book every 5 seconds.

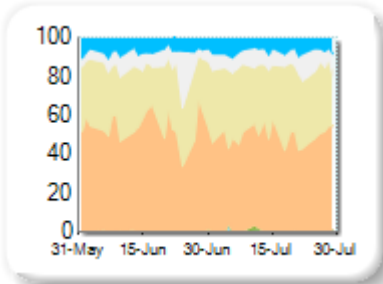
Market Share

Rank	Venue	Market Share	Change
1	XMAD	49.35%	-6.18
2	CEUX	34.33%	+5.12
3	TQEX	8.55%	+0.70
4	AQEU	7.16%	0.00
5	TRQX	0.27%	+0.16
6	BATE	0.23%	+0.10
7	CHIX	0.11%	+0.10
8	AQXE	0.00%	+0.00

Volume Trend



Market Share Trend



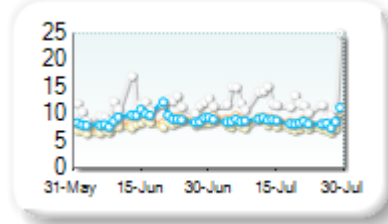
Market share is based on on-book value traded during continuous trading. The share is calculated by averaging over all stocks in the index. The current value shown is for last week and the change is relative to the previous week.

Spreads

At touch

Rank	Venue	Spread (bps)	Change
1	CEUX	7.96	+0.09
2	AQEU	8.70	-0.43
3	XMAD	8.87	+0.28
4	TQEX	12.83	+1.28

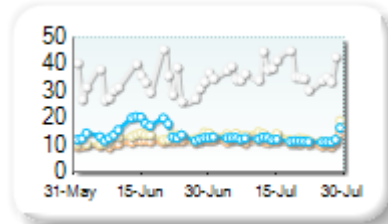
Monthly Spread Trend



25k EUR deal

Rank	Venue	Spread (bps)	Change
1	XMAD	11.18	+0.25
2	AQEU	12.23	-2.68
3	CEUX	13.00	+0.19
4	TQEX	38.73	+4.72

Monthly Spread Trend



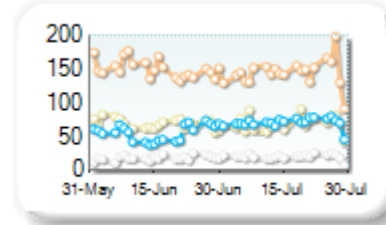
Spreads measure the bid to offer spread of the best visible orders in the book. The result is averaged over the stocks in the index and is based on measurements of the order books every 30 seconds. The value for the spread is quoted in basis points (0.01%).

Book Depths

10BPS Depth (top of book)

Rank	Venue	Depth (1K EUR)	Change
1	XMAD	144.3	-5.5
2	AQEU	70.6	+15.1
3	CEUX	69.7	+1.7
4	BATE	22.4	+1.1
5	TQEX	20.5	+2.0

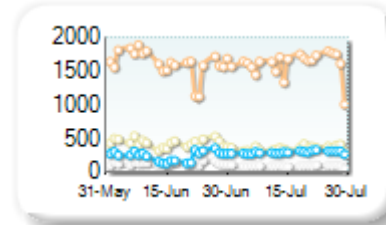
Monthly Depth Trend



50BPS Depth (deeper into book)

Rank	Venue	Depth (1K EUR)	Change
1	XMAD	1,599.8	-7.7
2	CEUX	355.4	-75.3
3	AQEU	295.0	+53.0
4	TQEX	95.2	-33.5
5	BATE	22.4	+1.1

Monthly Depth Trend



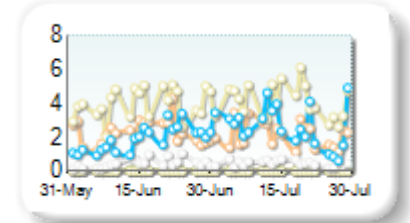
Market depth measures the amount of visible liquidity (bids and offers) in the order book within 10 or 50 BPS of mid price. The result is averaged over the stocks in the index and is based on measurements of the order book every 30 seconds. This is quoted in '000s of EUR.

Best Prices

At touch

Rank	Venue	Best Price (%)	Change
1	CEUX	4.08	+0.38
2	AQEU	2.62	+0.61
3	XMAD	2.13	-0.34
4	TQEX	0.48	-0.01
5	CHIX	0.00	+0.00
6	TRQX	0.00	+0.00
7	BATE	0.00	+0.00
8	AQXE	0.00	+0.00

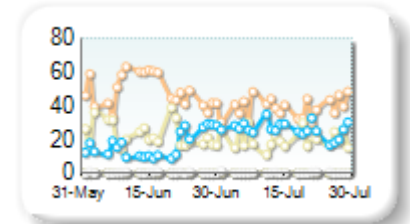
Best Prices Trend



25k EUR deal

Rank	Venue	Best Price (%)	Change
1	XMAD	38.79	-10.05
2	AQEU	25.93	+9.02
3	CEUX	20.41	-2.18
4	TQEX	0.41	-0.05
5	CHIX	0.00	+0.00
6	TRQX	0.00	+0.00
7	BATE	0.00	+0.00
8	AQXE	0.00	+0.00

Best Prices Trend

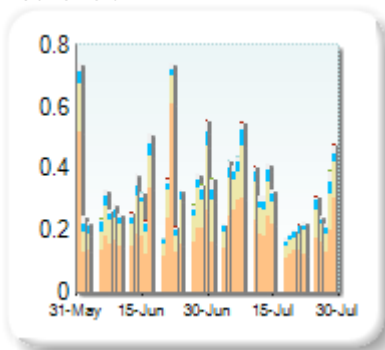


Best Price % measures how often each venue posts an absolute best price (no ties) for stocks. The result is averaged over the stocks in the index and is based on measurements of the order book every 5 seconds.

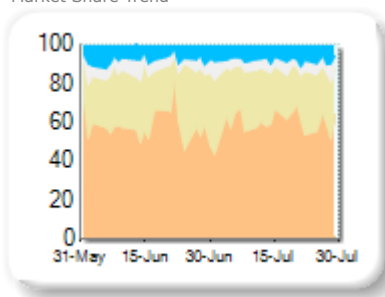
Market Share

Rank	Venue	Market Share	Change
1	XMAD	59.15%	-0.71
2	CEUX	27.12%	-0.01
3	AQEU	8.07%	+0.77
4	TQEX	5.55%	-0.12
5	TRQX	0.05%	+0.03
6	BATE	0.03%	+0.01
7	CHIX	0.03%	+0.03

Volume Trend



Market Share Trend



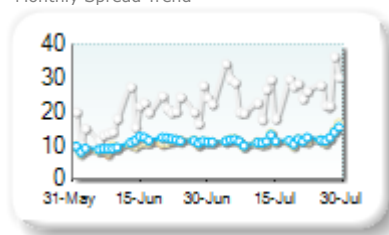
Market share is based on on-book value traded during continuous trading. The share is calculated by averaging over all stocks in the index. The current value shown is for last week and the change is relative to the previous week.

Spreads

At touch

Rank	Venue	Spread (bps)	Change
1	XMAD	11.52	+1.48
2	CEUX	11.53	+1.47
3	AQEU	11.67	+1.02
4	TQEX	25.77	+6.71

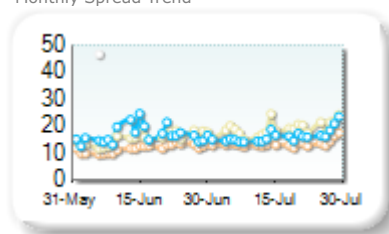
Monthly Spread Trend



25k EUR deal

Rank	Venue	Spread (bps)	Change
1	XMAD	13.62	+1.74
2	AQEU	16.31	-0.52
3	CEUX	19.07	+3.63
4	TQEX	132.09	+44.88

Monthly Spread Trend



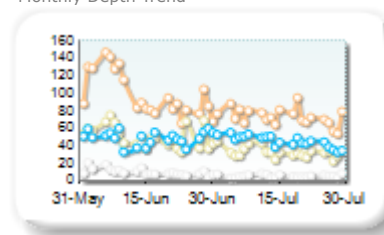
Spreads measure the bid to offer spread of the best visible orders in the book. The result is averaged over the stocks in the index and is based on measurements of the order books every 30 seconds. The value for the spread is quoted in basis points (0.01%).

Book Depths

10BPS Depth (top of book)

Rank	Venue	Depth (1K EUR)	Change
1	XMAD	73.6	-25.7
2	AQEU	45.6	-3.9
3	CEUX	33.0	-17.9
4	TQEX	6.0	-4.8

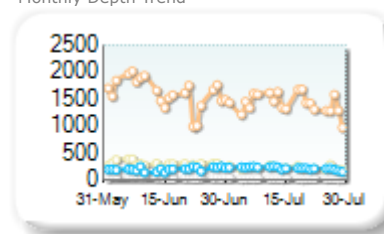
Monthly Depth Trend



50BPS Depth (deeper into book)

Rank	Venue	Depth (1K EUR)	Change
1	XMAD	1,423.3	-183.0
2	AQEU	222.5	+16.9
3	CEUX	219.1	-73.2
4	TQEX	40.7	-18.0

Monthly Depth Trend



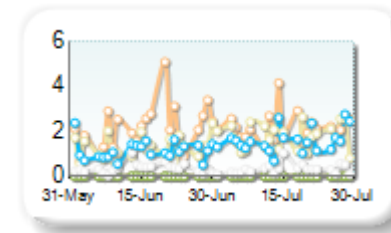
Market depth measures the amount of visible liquidity (bids and offers) in the order book within 10 or 50 BPS of mid price. The result is averaged over the stocks in the index and is based on measurements of the order book every 30 seconds. This is quoted in '000s of EUR.

Best Prices

At touch

Rank	Venue	Best Price (%)	Change
1	XMAD	2.20	-0.13
2	CEUX	1.79	+0.68
3	AQEU	1.59	+0.40
4	TQEX	0.33	-0.06
5	CHIX	0.00	+0.00
6	TRQX	0.00	+0.00
7	BATE	0.00	+0.00

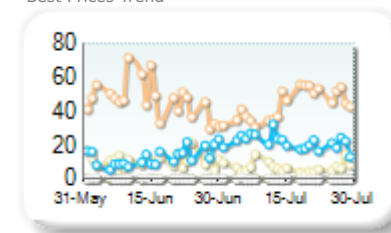
Best Prices Trend



25k EUR deal

Rank	Venue	Best Price (%)	Change
1	XMAD	43.81	-2.56
2	AQEU	21.76	+8.67
3	CEUX	7.01	-4.08
4	TQEX	0.15	-0.15
5	CHIX	0.00	+0.00
6	TRQX	0.00	+0.00
7	BATE	0.00	+0.00

Best Prices Trend

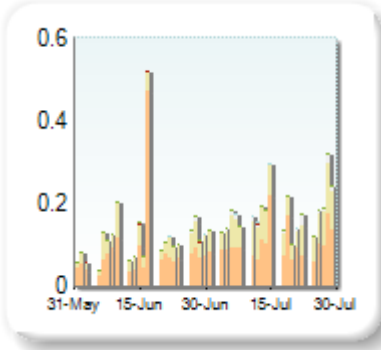


Best Price % measures how often each venue posts an absolute best price (no ties) for stocks. The result is averaged over the stocks in the index and is based on measurements of the order book every 5 seconds.

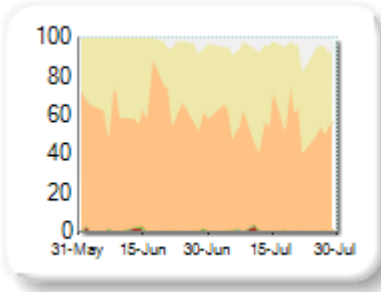
Market Share

Rank	Venue	Market Share	Change
1	XMAD	56.59%	-10.15
2	CEUX	37.59%	+6.82
3	TQEX	5.06%	+3.48
4	CHIX	0.50%	-0.08
5	BATE	0.21%	-0.12
6	TRQX	0.05%	+0.05

Volume Trend



Market Share Trend



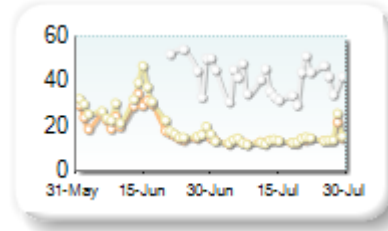
Market share is based on on-book value traded during continuous trading. The share is calculated by averaging over all stocks in the index. The current value shown is for last week and the change is relative to the previous week.

Spreads

At touch

Rank	Venue	Spread (bps)	Change
1	XMAD	13.77	-7.91
2	CEUX	14.21	-10.94
3	TQEX	41.67	-12.02

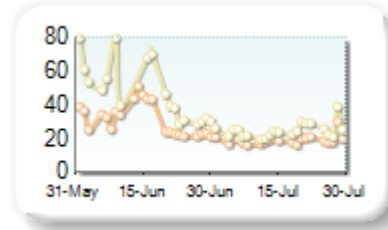
Monthly Spread Trend



25k EUR deal

Rank	Venue	Spread (bps)	Change
1	XMAD	19.26	-12.15
2	CEUX	24.72	-27.73
3	TQEX	190.90	-158.63

Monthly Spread Trend



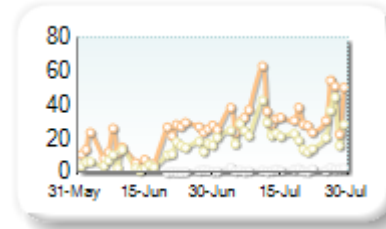
Spreads measure the bid to offer spread of the best visible orders in the book. The result is averaged over the stocks in the index and is based on measurements of the order books every 30 seconds. The value for the spread is quoted in basis points (0.01%).

Book Depths

10BPS Depth (top of book)

Rank	Venue	Depth (1K EUR)	Change
1	XMAD	34.9	+17.6
2	CEUX	23.8	+14.8
3	TQEX	1.5	+0.9
4	CHIX	1.4	+0.5
5	BATE	0.1	0.0

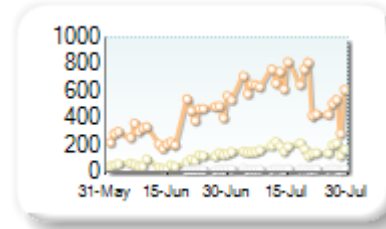
Monthly Depth Trend



50BPS Depth (deeper into book)

Rank	Venue	Depth (1K EUR)	Change
1	XMAD	608.2	+260.0
2	CEUX	168.4	+90.6
3	TQEX	23.1	+4.5
4	CHIX	2.1	-0.9
5	BATE	0.1	-0.8

Monthly Depth Trend



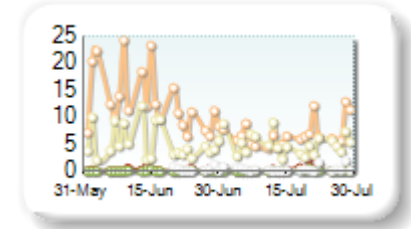
Market depth measures the amount of visible liquidity (bids and offers) in the order book within 10 or 50 BPS of mid price. The result is averaged over the stocks in the index and is based on measurements of the order book every 30 seconds. This is quoted in '000s of EUR.

Best Prices

At touch

Rank	Venue	Best Price (%)	Change
1	XMAD	6.87	-7.19
2	CEUX	5.00	-0.98
3	TQEX	0.40	-0.07
4	CHIX	0.26	-0.07
5	BATE	0.05	-0.03
6	TRQX	0.00	+0.00

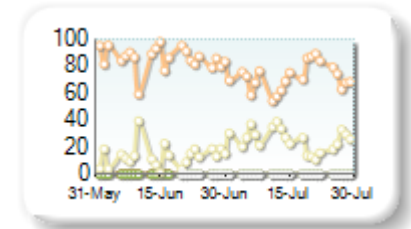
Best Prices Trend



25k EUR deal

Rank	Venue	Best Price (%)	Change
1	XMAD	71.58	-14.04
2	CEUX	25.37	+11.80
3	TQEX	0.00	-0.03
4	CHIX	0.00	0.00
5	TRQX	0.00	+0.00
6	BATE	0.00	+0.00

Best Prices Trend

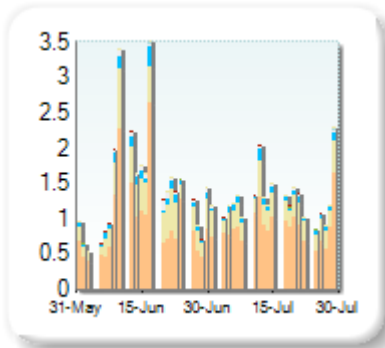


Best Price % measures how often each venue posts an absolute best price (no ties) for stocks. The result is averaged over the stocks in the index and is based on measurements of the order book every 5 seconds.

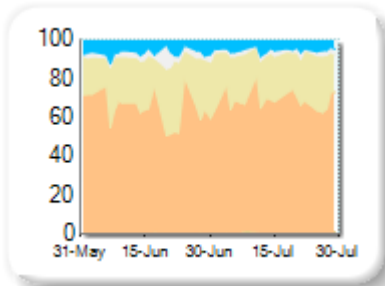
Market Share

Rank	Venue	Market Share	Change
1	XMAD	68.56%	+4.09
2	CEUX	23.34%	-1.91
3	AQEU	5.52%	-1.20
4	TQEX	2.12%	-1.12
5	BATE	0.21%	+0.04
6	TRQX	0.19%	+0.15
7	CHIX	0.06%	-0.05
8	AQXE	0.00%	0.00

Volume Trend



Market Share Trend



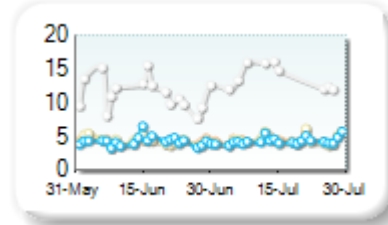
Market share is based on on-book value traded during continuous trading. The share is calculated by averaging over all stocks in the index. The current value shown is for last week and the change is relative to the previous week.

Spreads

At touch

Rank	Venue	Spread (bps)	Change
1	AQEU	4.38	+0.07
2	CEUX	4.48	+0.20
3	XMAD	4.51	+0.22
4	TQEX	18.69	+5.03
5	BATE	71.40	+3.32

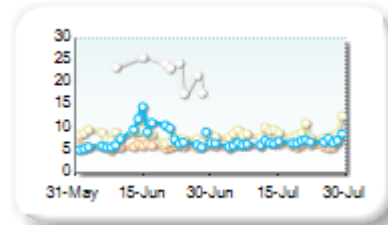
Monthly Spread Trend



25k EUR deal

Rank	Venue	Spread (bps)	Change
1	XMAD	6.48	+0.47
2	AQEU	6.87	-1.04
3	CEUX	8.98	+0.71
4	TQEX	41.35	+11.11

Monthly Spread Trend



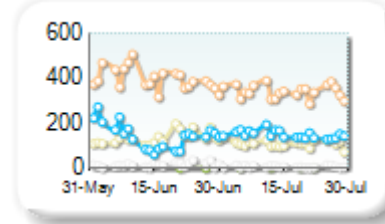
Spreads measure the bid to offer spread of the best visible orders in the book. The result is averaged over the stocks in the index and is based on measurements of the order books every 30 seconds. The value for the spread is quoted in basis points (0.01%).

Book Depths

10BPS Depth (top of book)

Rank	Venue	Depth (1K EUR)	Change
1	XMAD	339.3	-55.5
2	AQEU	149.3	+6.1
3	CEUX	109.0	-25.9
4	TQEX	8.1	-8.4

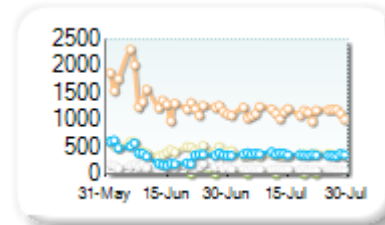
Monthly Depth Trend



50BPS Depth (deeper into book)

Rank	Venue	Depth (1K EUR)	Change
1	XMAD	1,132.3	-261.8
2	AQEU	366.1	+14.1
3	CEUX	360.8	-105.5
4	TQEX	89.8	-56.7
5	BATE	8.4	+4.0
6	CHIX	8.3	+3.7

Monthly Depth Trend



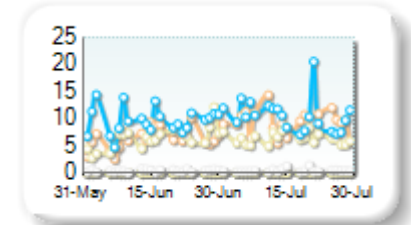
Market depth measures the amount of visible liquidity (bids and offers) in the order book within 10 or 50 BPS of mid price. The result is averaged over the stocks in the index and is based on measurements of the order book every 30 seconds. This is quoted in '000s of EUR.

Best Prices

At touch

Rank	Venue	Best Price (%)	Change
1	AQEU	10.57	+0.21
2	XMAD	9.39	+7.23
3	CEUX	6.41	-1.13
4	TQEX	0.52	-0.08
5	AQXE	0.00	+0.00
6	BATE	0.00	0.00
7	CHIX	0.00	0.00
8	TRQX	0.00	+0.00

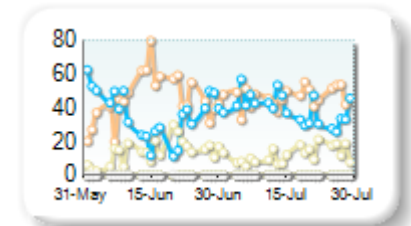
Best Prices Trend



25k EUR deal

Rank	Venue	Best Price (%)	Change
1	XMAD	46.28	+0.55
2	AQEU	39.13	+2.81
3	CEUX	12.17	-1.86
4	TQEX	0.01	-0.04
5	CHIX	0.00	+0.00
6	TRQX	0.00	+0.00
7	BATE	0.00	+0.00
8	AQXE	0.00	+0.00

Best Prices Trend

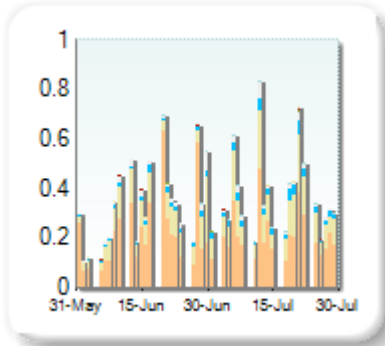


Best Price % measures how often each venue posts an absolute best price (no ties) for stocks. The result is averaged over the stocks in the index and is based on measurements of the order book every 5 seconds.

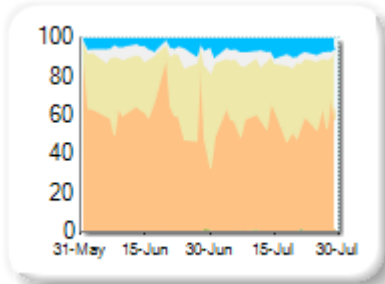
Market Share

Rank	Venue	Market Share	Change
1	XMAD	55.86%	-8.06
2	CEUX	31.34%	+5.00
3	AQEU	7.28%	+2.99
4	TQEX	5.01%	-0.23
5	CHIX	0.22%	+0.22
6	TRQX	0.15%	+0.15
7	BATE	0.15%	-0.06
8	AQXE	0.00%	+0.00

Volume Trend



Market Share Trend



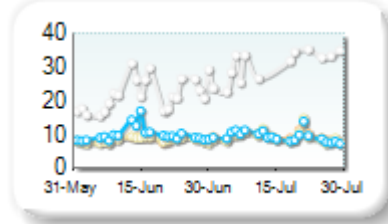
Market share is based on on-book value traded during continuous trading. The share is calculated by averaging over all stocks in the index. The current value shown is for last week and the change is relative to the previous week.

Spreads

At touch

Rank	Venue	Spread (bps)	Change
1	CEUX	9.23	+0.91
2	AQEU	9.42	-0.49
3	XMAD	9.59	+1.18
4	TQEX	36.02	+14.13

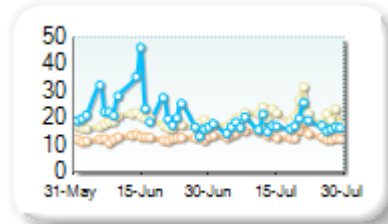
Monthly Spread Trend



25k EUR deal

Rank	Venue	Spread (bps)	Change
1	XMAD	13.94	+1.47
2	AQEU	17.60	-5.30
3	CEUX	21.20	+2.85
4	TQEX	68.19	+2.87

Monthly Spread Trend



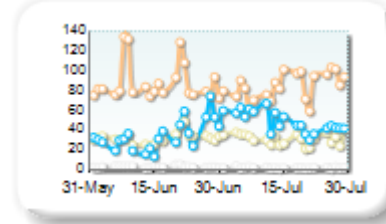
Spreads measure the bid to offer spread of the best visible orders in the book. The result is averaged over the stocks in the index and is based on measurements of the order books every 30 seconds. The value for the spread is quoted in basis points (0.01%).

Book Depths

10BPS Depth (top of book)

Rank	Venue	Depth (1K EUR)	Change
1	XMAD	84.6	-3.9
2	AQEU	48.2	+13.7
3	CEUX	30.7	-1.4
4	TQEX	1.7	-1.0

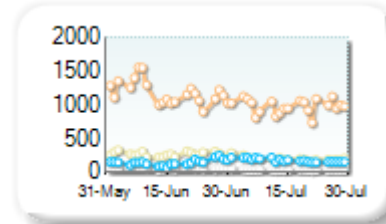
Monthly Depth Trend



50BPS Depth (deeper into book)

Rank	Venue	Depth (1K EUR)	Change
1	XMAD	971.9	-203.3
2	CEUX	198.6	-67.8
3	AQEU	176.9	+31.4
4	TQEX	36.6	-21.5

Monthly Depth Trend



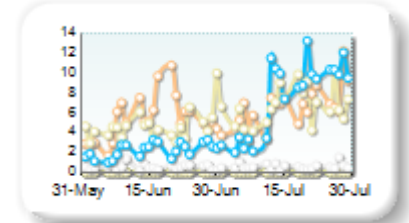
Market depth measures the amount of visible liquidity (bids and offers) in the order book within 10 or 50 BPS of mid price. The result is averaged over the stocks in the index and is based on measurements of the order book every 30 seconds. This is quoted in '000s of EUR.

Best Prices

At touch

Rank	Venue	Best Price (%)	Change
1	AQEU	7.66	+4.89
2	XMAD	6.58	+2.55
3	CEUX	6.57	+2.14
4	TQEX	0.56	-0.02
5	CHIX	0.00	+0.00
6	TRQX	0.00	+0.00
7	BATE	0.00	+0.00
8	AQXE	0.00	+0.00

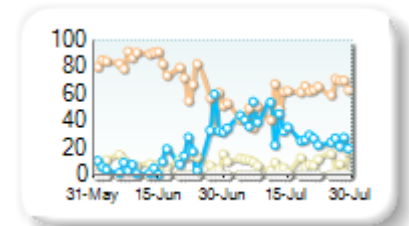
Best Prices Trend



25k EUR deal

Rank	Venue	Best Price (%)	Change
1	XMAD	57.38	-18.34
2	AQEU	32.91	+18.72
3	CEUX	8.67	-0.64
4	TQEX	0.00	-0.01
5	CHIX	0.00	+0.00
6	TRQX	0.00	+0.00
7	BATE	0.00	+0.00
8	AQXE	0.00	+0.00

Best Prices Trend

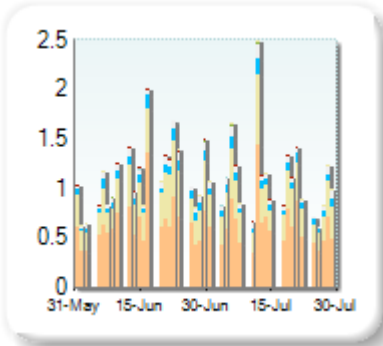


Best Price % measures how often each venue posts an absolute best price (no ties) for stocks. The result is averaged over the stocks in the index and is based on measurements of the order book every 5 seconds.

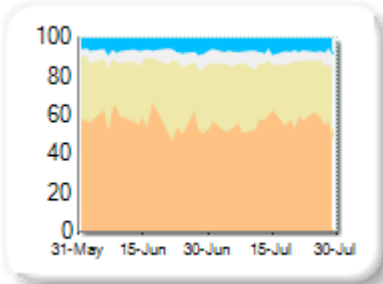
Market Share

Rank	Venue	Market Share	Change
1	XMAD	56.28%	-0.48
2	CEUX	30.32%	-0.30
3	AQEU	6.66%	+0.23
4	TQEX	6.47%	+0.53
5	BATE	0.11%	-0.01
6	TRQX	0.10%	+0.07
7	CHIX	0.05%	-0.04
8	AQXE	0.00%	+0.00

Volume Trend



Market Share Trend



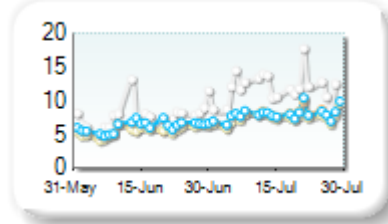
Market share is based on on-book value traded during continuous trading. The share is calculated by averaging over all stocks in the index. The current value shown is for last week and the change is relative to the previous week.

Spreads

At touch

Rank	Venue	Spread (bps)	Change
1	CEUX	7.60	+2.05
2	XMAD	7.90	+2.16
3	AQEU	8.00	+1.83
4	TQEX	12.50	+4.65

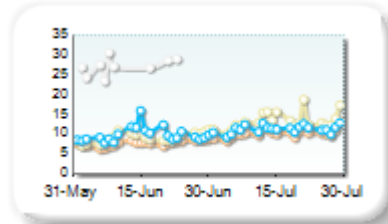
Monthly Spread Trend



25k EUR deal

Rank	Venue	Spread (bps)	Change
1	XMAD	10.25	+2.61
2	AQEU	11.21	+1.41
3	CEUX	13.34	+4.26
4	TQEX	58.45	+26.68

Monthly Spread Trend



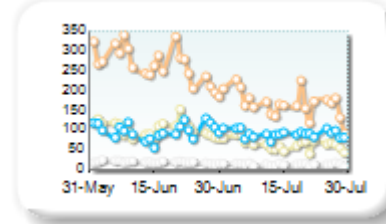
Spreads measure the bid to offer spread of the best visible orders in the book. The result is averaged over the stocks in the index and is based on measurements of the order books every 30 seconds. The value for the spread is quoted in basis points (0.01%).

Book Depths

10BPS Depth (top of book)

Rank	Venue	Depth (1K EUR)	Change
1	XMAD	166.7	-99.0
2	AQEU	90.0	-7.8
3	CEUX	63.8	-39.4
4	TQEX	12.9	-5.7

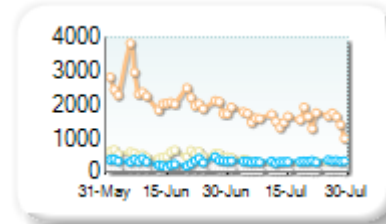
Monthly Depth Trend



50BPS Depth (deeper into book)

Rank	Venue	Depth (1K EUR)	Change
1	XMAD	1,587.5	-655.3
2	AQEU	318.5	+13.7
3	CEUX	299.6	-232.5
4	TQEX	63.7	-51.5

Monthly Depth Trend



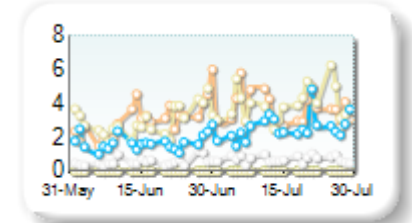
Market depth measures the amount of visible liquidity (bids and offers) in the order book within 10 or 50 BPS of mid price. The result is averaged over the stocks in the index and is based on measurements of the order book every 30 seconds. This is quoted in '000s of EUR.

Best Prices

At touch

Rank	Venue	Best Price (%)	Change
1	CEUX	3.95	+0.49
2	XMAD	3.67	+0.65
3	AQEU	2.56	+1.06
4	TQEX	0.72	+0.03
5	CHIX	0.00	+0.00
6	TRQX	0.00	+0.00
7	BATE	0.00	+0.00
8	AQXE	0.00	+0.00

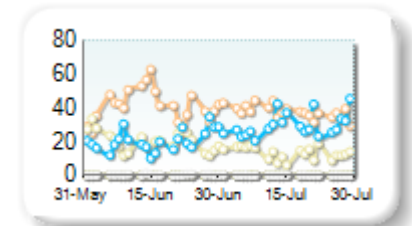
Best Prices Trend



25k EUR deal

Rank	Venue	Best Price (%)	Change
1	XMAD	37.45	-3.58
2	AQEU	29.61	+9.08
3	CEUX	13.18	-6.99
4	TQEX	0.18	-0.20
5	CHIX	0.00	+0.00
6	TRQX	0.00	+0.00
7	BATE	0.00	+0.00
8	AQXE	0.00	+0.00

Best Prices Trend

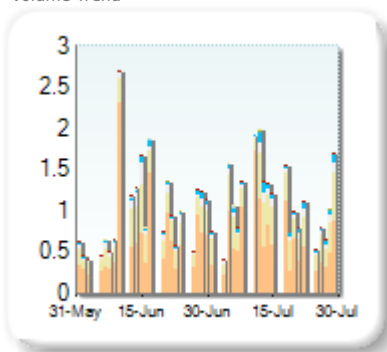


Best Price % measures how often each venue posts an absolute best price (no ties) for stocks. The result is averaged over the stocks in the index and is based on measurements of the order book every 5 seconds.

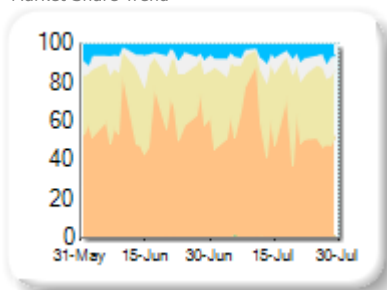
Market Share

Rank	Venue	Market Share	Change
1	XMAD	58.08%	-3.60
2	CEUX	29.50%	+3.34
3	TQEX	6.23%	-0.83
4	AQEU	5.79%	+0.87
5	TRQX	0.18%	+0.11
6	BATE	0.16%	+0.07
7	CHIX	0.05%	+0.03
8	AQXE	0.00%	+0.00

Volume Trend



Market Share Trend



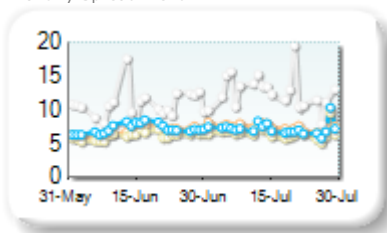
Market share is based on on-book value traded during continuous trading. The share is calculated by averaging over all stocks in the index. The current value shown is for last week and the change is relative to the previous week.

Spreads

At touch

Rank	Venue	Spread (bps)	Change
1	CEUX	6.52	+0.37
2	AQEU	7.17	+0.01
3	XMAD	7.51	+0.76
4	TQEX	13.46	+2.85

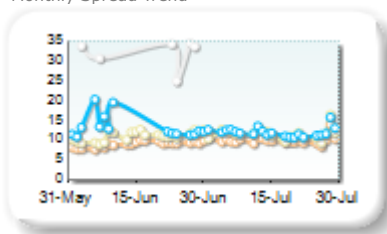
Monthly Spread Trend



25k EUR deal

Rank	Venue	Spread (bps)	Change
1	XMAD	9.91	+0.97
2	CEUX	11.58	+0.59
3	AQEU	11.93	-3.63
4	TQEX	121.30	+70.63

Monthly Spread Trend



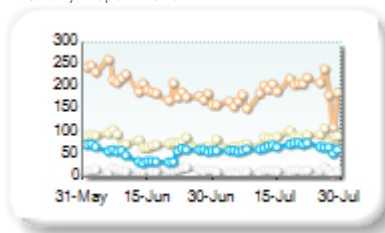
Spreads measure the bid to offer spread of the best visible orders in the book. The result is averaged over the stocks in the index and is based on measurements of the order books every 30 seconds. The value for the spread is quoted in basis points (0.01%).

Book Depths

10BPS Depth (top of book)

Rank	Venue	Depth (1K EUR)	Change
1	XMAD	188.9	-13.6
2	CEUX	82.6	+3.4
3	AQEU	65.7	+13.0
4	TQEX	14.3	-2.4

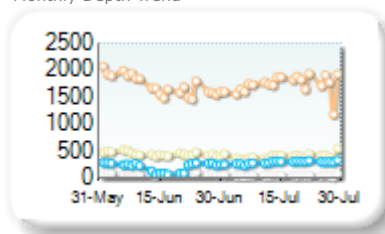
Monthly Depth Trend



50BPS Depth (deeper into book)

Rank	Venue	Depth (1K EUR)	Change
1	XMAD	1,733.6	+19.4
2	CEUX	405.1	-44.3
3	AQEU	295.4	+85.5
4	TQEX	57.2	-28.7

Monthly Depth Trend



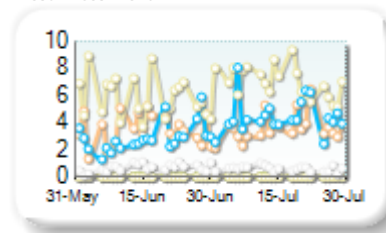
Market depth measures the amount of visible liquidity (bids and offers) in the order book within 10 or 50 BPS of mid price. The result is averaged over the stocks in the index and is based on measurements of the order book every 30 seconds. This is quoted in '000s of EUR.

Best Prices

At touch

Rank	Venue	Best Price (%)	Change
1	CEUX	6.95	+1.39
2	AQEU	4.45	+1.02
3	XMAD	3.63	-0.85
4	TQEX	0.62	-0.01
5	CHIX	0.00	+0.00
6	TRQX	0.00	+0.00
7	BATE	0.00	+0.00
8	AQXE	0.00	+0.00

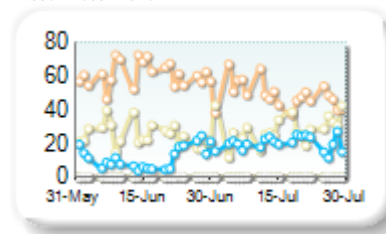
Best Prices Trend



25k EUR deal

Rank	Venue	Best Price (%)	Change
1	XMAD	48.77	-12.16
2	CEUX	28.02	+3.23
3	AQEU	20.14	+8.57
4	TQEX	0.13	-0.13
5	CHIX	0.00	+0.00
6	TRQX	0.00	+0.00
7	BATE	0.00	+0.00
8	AQXE	0.00	+0.00

Best Prices Trend

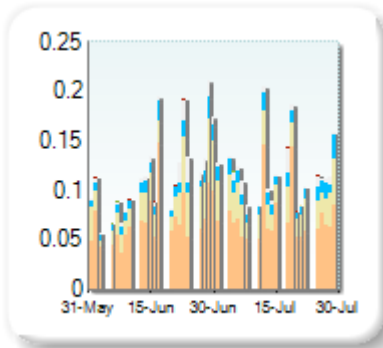


Best Price % measures how often each venue posts an absolute best price (no ties) for stocks. The result is averaged over the stocks in the index and is based on measurements of the order book every 5 seconds.

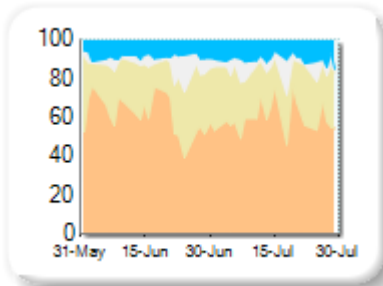
Market Share

Rank	Venue	Market Share	Change
1	XMAD	60.23%	+0.60
2	CEUX	24.34%	-0.95
3	AQEU	10.11%	+1.39
4	TQEX	5.28%	-1.03
5	TRQX	0.03%	+0.02
6	BATE	0.00%	-0.02
7	CHIX	0.00%	-0.02
8	AQXE	0.00%	+0.00

Volume Trend



Market Share Trend



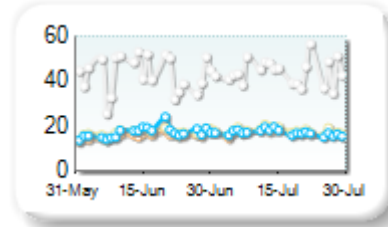
Market share is based on on-book value traded during continuous trading. The share is calculated by averaging over all stocks in the index. The current value shown is for last week and the change is relative to the previous week.

Spreads

At touch

Rank	Venue	Spread (bps)	Change
1	XMAD	16.99	+1.30
2	AQEU	17.14	-0.02
3	CEUX	18.02	+0.85
4	TQEX	43.85	+0.75

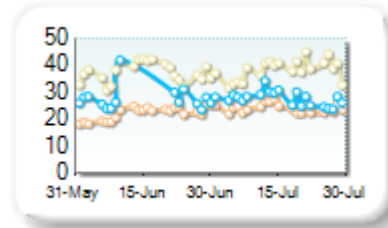
Monthly Spread Trend



25k EUR deal

Rank	Venue	Spread (bps)	Change
1	XMAD	24.08	+1.89
2	AQEU	27.65	+0.04
3	CEUX	38.20	+0.91

Monthly Spread Trend



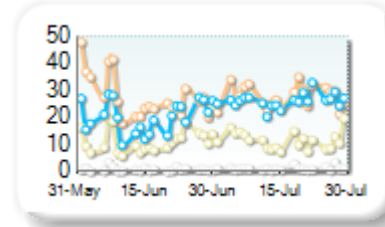
Spreads measure the bid to offer spread of the best visible orders in the book. The result is averaged over the stocks in the index and is based on measurements of the order books every 30 seconds. The value for the spread is quoted in basis points (0.01%).

Book Depths

10BPS Depth (top of book)

Rank	Venue	Depth (1K EUR)	Change
1	XMAD	27.7	+0.4
2	AQEU	25.9	+5.8
3	CEUX	11.4	+0.3
4	TQEX	1.1	+0.3

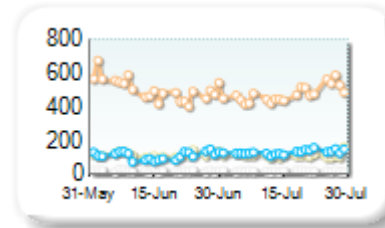
Monthly Depth Trend



50BPS Depth (deeper into book)

Rank	Venue	Depth (1K EUR)	Change
1	XMAD	474.9	-25.3
2	AQEU	130.0	+18.9
3	CEUX	111.2	-4.2
4	TQEX	19.4	-1.2

Monthly Depth Trend



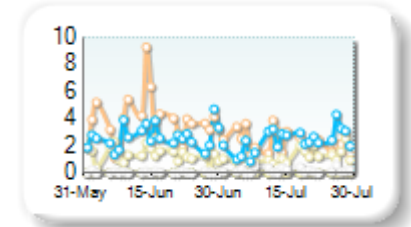
Market depth measures the amount of visible liquidity (bids and offers) in the order book within 10 or 50 BPS of mid price. The result is averaged over the stocks in the index and is based on measurements of the order book every 30 seconds. This is quoted in '000s of EUR.

Best Prices

At touch

Rank	Venue	Best Price (%)	Change
1	AQEU	2.39	-0.66
2	XMAD	2.31	-1.16
3	CEUX	1.15	+0.01
4	TQEX	0.20	+0.17
5	CHIX	0.00	+0.00
6	TRQX	0.00	+0.00
7	BATE	0.00	+0.00
8	AQXE	0.00	+0.00

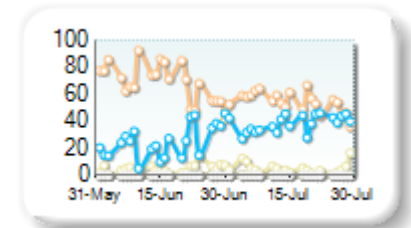
Best Prices Trend



25k EUR deal

Rank	Venue	Best Price (%)	Change
1	XMAD	54.19	-14.39
2	AQEU	38.13	+13.06
3	CEUX	4.89	+0.00
4	TQEX	0.04	+0.03
5	CHIX	0.00	+0.00
6	TRQX	0.00	+0.00
7	BATE	0.00	+0.00
8	AQXE	0.00	+0.00

Best Prices Trend

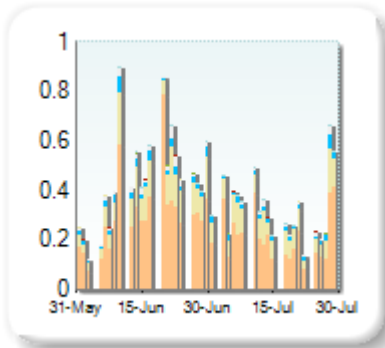


Best Price % measures how often each venue posts an absolute best price (no ties) for stocks. The result is averaged over the stocks in the index and is based on measurements of the order book every 5 seconds.

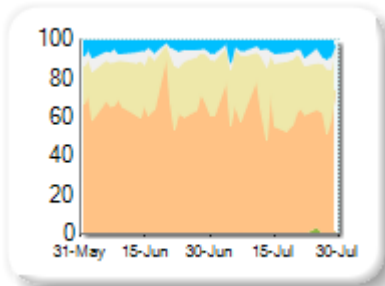
Market Share

Rank	Venue	Market Share	Change
1	XMAD	63.44%	-2.41
2	CEUX	26.69%	+2.76
3	AQEU	5.56%	+0.26
4	TQEX	4.02%	-0.66
5	BATE	0.19%	+0.05
6	TRQX	0.06%	+0.03
7	CHIX	0.03%	-0.03
8	AQXE	0.00%	0.00

Volume Trend



Market Share Trend



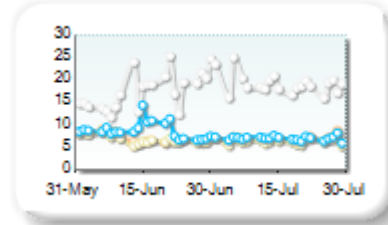
Market share is based on on-book value traded during continuous trading. The share is calculated by averaging over all stocks in the index. The current value shown is for last week and the change is relative to the previous week.

Spreads

At touch

Rank	Venue	Spread (bps)	Change
1	CEUX	6.50	-0.47
2	XMAD	6.97	-0.09
3	AQEU	7.10	-1.74
4	TQEX	19.63	+2.01
5	AQXE	501.00	+0.00

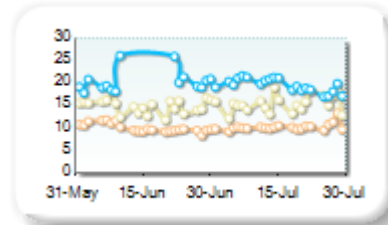
Monthly Spread Trend



25k EUR deal

Rank	Venue	Spread (bps)	Change
1	XMAD	10.28	+0.19
2	CEUX	15.42	+0.49
3	AQEU	19.45	-4.23
4	TQEX	78.97	+14.76

Monthly Spread Trend



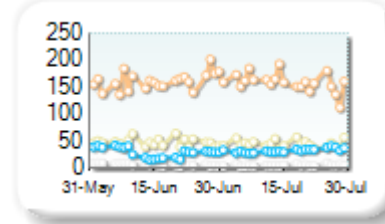
Spreads measure the bid to offer spread of the best visible orders in the book. The result is averaged over the stocks in the index and is based on measurements of the order books every 30 seconds. The value for the spread is quoted in basis points (0.01%).

Book Depths

10BPS Depth (top of book)

Rank	Venue	Depth (1K EUR)	Change
1	XMAD	158.4	-2.5
2	CEUX	45.4	-2.3
3	AQEU	32.9	+3.6
4	TQEX	6.1	-1.2

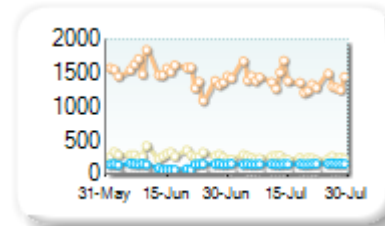
Monthly Depth Trend



50BPS Depth (deeper into book)

Rank	Venue	Depth (1K EUR)	Change
1	XMAD	1,383.2	-104.1
2	CEUX	242.2	-42.2
3	AQEU	151.1	+26.8
4	TQEX	56.3	-19.1

Monthly Depth Trend



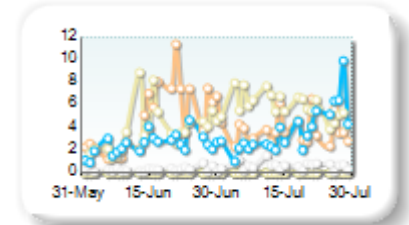
Market depth measures the amount of visible liquidity (bids and offers) in the order book within 10 or 50 BPS of mid price. The result is averaged over the stocks in the index and is based on measurements of the order book every 30 seconds. This is quoted in '000s of EUR.

Best Prices

At touch

Rank	Venue	Best Price (%)	Change
1	CEUX	5.92	+2.04
2	XMAD	3.74	-0.37
3	AQEU	3.74	+1.65
4	TQEX	0.66	+0.31
5	CHIX	0.00	+0.00
6	TRQX	0.00	+0.00
7	BATE	0.00	+0.00
8	AQXE	0.00	+0.00

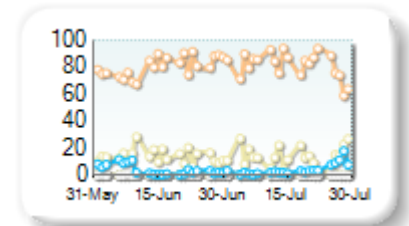
Best Prices Trend



25k EUR deal

Rank	Venue	Best Price (%)	Change
1	XMAD	81.40	+1.14
2	CEUX	13.95	-0.16
3	AQEU	4.23	+0.21
4	TQEX	0.02	-0.09
5	CHIX	0.00	+0.00
6	TRQX	0.00	+0.00
7	BATE	0.00	+0.00
8	AQXE	0.00	+0.00

Best Prices Trend

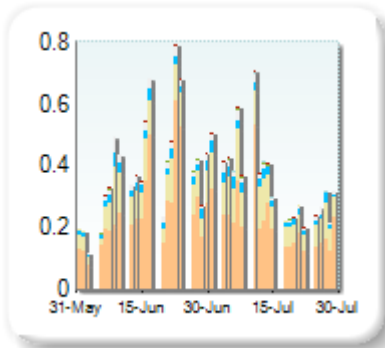


Best Price % measures how often each venue posts an absolute best price (no ties) for stocks. The result is averaged over the stocks in the index and is based on measurements of the order book every 5 seconds.

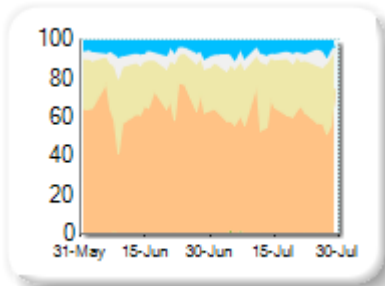
Market Share

Rank	Venue	Market Share	Change
1	XMAD	60.93%	-4.31
2	CEUX	26.96%	+3.98
3	AQEU	6.51%	+0.29
4	TQEX	5.06%	-0.34
5	BATE	0.28%	+0.20
6	TRQX	0.20%	+0.19
7	CHIX	0.05%	-0.02
8	AQXE	0.00%	+0.00

Volume Trend



Market Share Trend



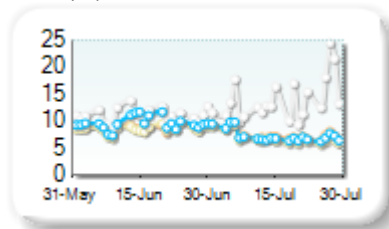
Market share is based on on-book value traded during continuous trading. The share is calculated by averaging over all stocks in the index. The current value shown is for last week and the change is relative to the previous week.

Spreads

At touch

Rank	Venue	Spread (bps)	Change
1	CEUX	6.89	-1.62
2	AQEU	7.28	-2.31
3	XMAD	7.45	-1.24
4	TQEX	13.96	+2.88

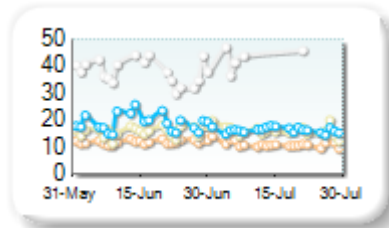
Monthly Spread Trend



25k EUR deal

Rank	Venue	Spread (bps)	Change
1	XMAD	11.21	-0.72
2	CEUX	16.20	+0.43
3	AQEU	16.35	-2.56
4	TQEX	52.65	+13.49

Monthly Spread Trend



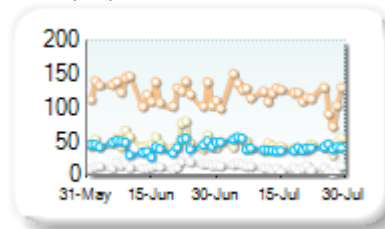
Spreads measure the bid to offer spread of the best visible orders in the book. The result is averaged over the stocks in the index and is based on measurements of the order books every 30 seconds. The value for the spread is quoted in basis points (0.01%).

Book Depths

10BPS Depth (top of book)

Rank	Venue	Depth (1K EUR)	Change
1	XMAD	117.8	-5.6
2	CEUX	44.0	-6.7
3	AQEU	41.8	-1.2
4	TQEX	11.1	-4.0

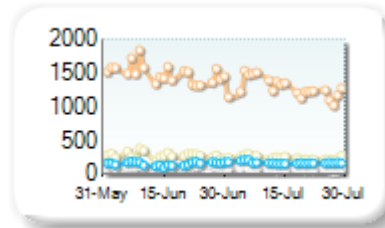
Monthly Depth Trend



50BPS Depth (deeper into book)

Rank	Venue	Depth (1K EUR)	Change
1	XMAD	1,276.6	-208.0
2	CEUX	245.4	-35.4
3	AQEU	171.9	+15.8
4	TQEX	68.3	-34.4

Monthly Depth Trend



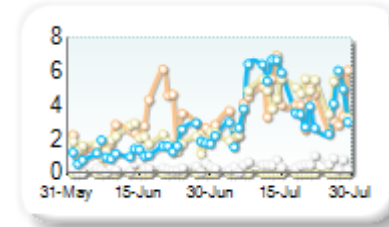
Market depth measures the amount of visible liquidity (bids and offers) in the order book within 10 or 50 BPS of mid price. The result is averaged over the stocks in the index and is based on measurements of the order book every 30 seconds. This is quoted in '000s of EUR.

Best Prices

At touch

Rank	Venue	Best Price (%)	Change
1	CEUX	4.31	+2.73
2	AQEU	4.14	+2.33
3	XMAD	3.91	+0.95
4	TQEX	0.49	+0.29
5	CHIX	0.00	+0.00
6	TRQX	0.00	+0.00
7	BATE	0.00	+0.00
8	AQXE	0.00	+0.00

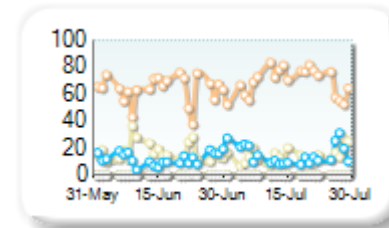
Best Prices Trend



25k EUR deal

Rank	Venue	Best Price (%)	Change
1	XMAD	69.07	+5.59
2	AQEU	15.12	+2.78
3	CEUX	14.28	-3.12
4	TQEX	0.03	-0.12
5	CHIX	0.00	+0.00
6	TRQX	0.00	+0.00
7	BATE	0.00	+0.00
8	AQXE	0.00	+0.00

Best Prices Trend

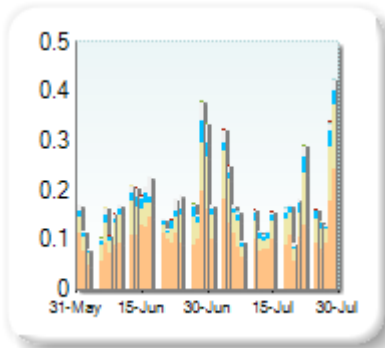


Best Price % measures how often each venue posts an absolute best price (no ties) for stocks. The result is averaged over the stocks in the index and is based on measurements of the order book every 5 seconds.

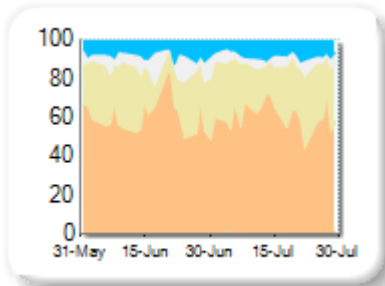
Market Share

Rank	Venue	Market Share	Change
1	XMAD	58.34%	-1.03
2	CEUX	28.45%	+4.07
3	AQEU	7.90%	-0.43
4	TQEX	4.93%	-2.92
5	TRQX	0.20%	+0.19
6	BATE	0.15%	+0.09
7	CHIX	0.03%	+0.02
8	AQXE	0.00%	+0.00

Volume Trend



Market Share Trend



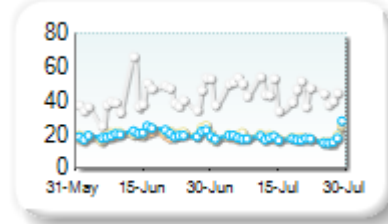
Market share is based on on-book value traded during continuous trading. The share is calculated by averaging over all stocks in the index. The current value shown is for last week and the change is relative to the previous week.

Spreads

At touch

Rank	Venue	Spread (bps)	Change
1	XMAD	17.50	-1.64
2	AQEU	17.83	-2.35
3	CEUX	18.44	-2.39
4	TQEX	46.55	+4.78

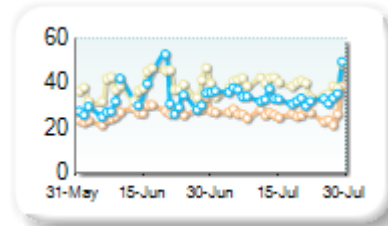
Monthly Spread Trend



25k EUR deal

Rank	Venue	Spread (bps)	Change
1	XMAD	26.49	-0.23
2	AQEU	34.41	+2.34
3	CEUX	39.53	+0.30

Monthly Spread Trend



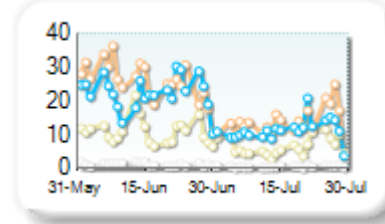
Spreads measure the bid to offer spread of the best visible orders in the book. The result is averaged over the stocks in the index and is based on measurements of the order books every 30 seconds. The value for the spread is quoted in basis points (0.01%).

Book Depths

10BPS Depth (top of book)

Rank	Venue	Depth (1K EUR)	Change
1	XMAD	13.7	-11.9
2	AQEU	11.3	-11.0
3	CEUX	6.4	-4.5
4	TQEX	0.6	-0.6

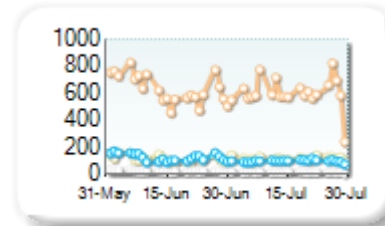
Monthly Depth Trend



50BPS Depth (deeper into book)

Rank	Venue	Depth (1K EUR)	Change
1	XMAD	603.4	-27.1
2	CEUX	119.4	+3.3
3	AQEU	99.7	-25.5
4	TQEX	18.5	-5.5

Monthly Depth Trend



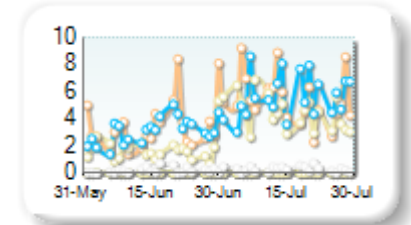
Market depth measures the amount of visible liquidity (bids and offers) in the order book within 10 or 50 BPS of mid price. The result is averaged over the stocks in the index and is based on measurements of the order book every 30 seconds. This is quoted in '000s of EUR.

Best Prices

At touch

Rank	Venue	Best Price (%)	Change
1	AQEU	5.65	+1.39
2	XMAD	5.42	+2.85
3	CEUX	4.40	+2.85
4	TQEX	0.31	+0.13
5	CHIX	0.00	+0.00
6	TRQX	0.00	+0.00
7	BATE	0.00	+0.00
8	AQXE	0.00	+0.00

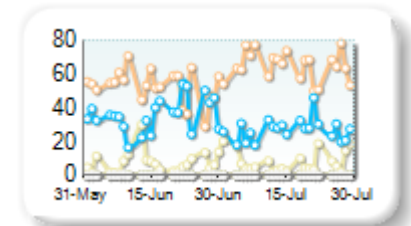
Best Prices Trend



25k EUR deal

Rank	Venue	Best Price (%)	Change
1	XMAD	64.75	+12.21
2	AQEU	26.87	-8.96
3	CEUX	7.97	+0.52
4	TQEX	0.01	-0.04
5	CHIX	0.00	+0.00
6	TRQX	0.00	+0.00
7	BATE	0.00	+0.00
8	AQXE	0.00	+0.00

Best Prices Trend

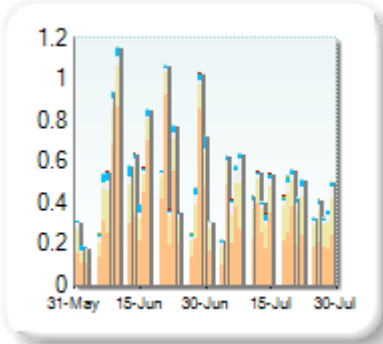


Best Price % measures how often each venue posts an absolute best price (no ties) for stocks. The result is averaged over the stocks in the index and is based on measurements of the order book every 5 seconds.

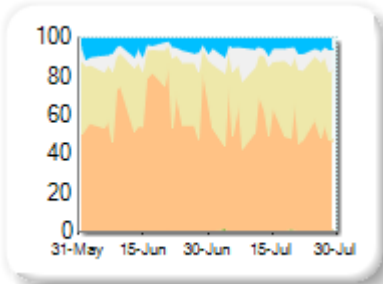
Market Share

Rank	Venue	Market Share	Change
1	XMAD	55.00%	-12.24
2	CEUX	31.12%	+8.66
3	TQEX	7.90%	+3.09
4	AQEU	5.61%	+0.28
5	BATE	0.14%	+0.06
6	TRQX	0.11%	+0.08
7	CHIX	0.11%	+0.07
8	AQXE	0.00%	+0.00

Volume Trend



Market Share Trend



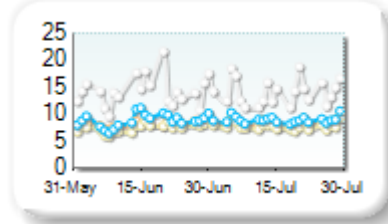
Market share is based on on-book value traded during continuous trading. The share is calculated by averaging over all stocks in the index. The current value shown is for last week and the change is relative to the previous week.

Spreads

At touch

Rank	Venue	Spread (bps)	Change
1	CEUX	7.80	+0.27
2	XMAD	8.62	+0.38
3	AQEU	8.95	+0.08
4	TQEX	14.09	-1.35

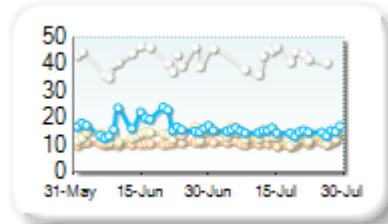
Monthly Spread Trend



25k EUR deal

Rank	Venue	Spread (bps)	Change
1	XMAD	11.03	+0.21
2	CEUX	13.29	-0.35
3	AQEU	15.10	-2.39
4	TQEX	46.48	+1.91

Monthly Spread Trend



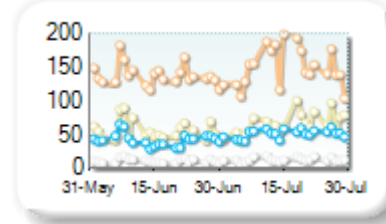
Spreads measure the bid to offer spread of the best visible orders in the book. The result is averaged over the stocks in the index and is based on measurements of the order books every 30 seconds. The value for the spread is quoted in basis points (0.01%).

Book Depths

10BPS Depth (top of book)

Rank	Venue	Depth (1K EUR)	Change
1	XMAD	149.6	+11.8
2	CEUX	66.2	+10.1
3	AQEU	51.1	+9.0
4	TQEX	13.0	+1.7

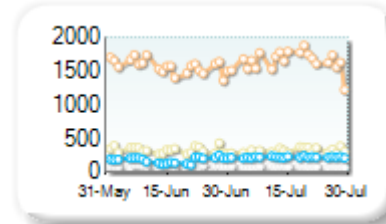
Monthly Depth Trend



50BPS Depth (deeper into book)

Rank	Venue	Depth (1K EUR)	Change
1	XMAD	1,642.1	+76.9
2	CEUX	318.0	-10.6
3	AQEU	222.4	+41.8
4	TQEX	80.6	-9.0

Monthly Depth Trend



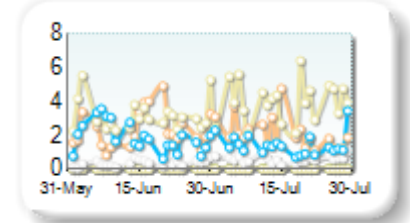
Market depth measures the amount of visible liquidity (bids and offers) in the order book within 10 or 50 BPS of mid price. The result is averaged over the stocks in the index and is based on measurements of the order book every 30 seconds. This is quoted in '000s of EUR.

Best Prices

At touch

Rank	Venue	Best Price (%)	Change
1	CEUX	3.98	+0.88
2	XMAD	2.09	-0.42
3	AQEU	1.41	-0.53
4	TQEX	0.59	+0.40
5	CHIX	0.00	+0.00
6	TRQX	0.00	+0.00
7	BATE	0.00	+0.00
8	AQXE	0.00	+0.00

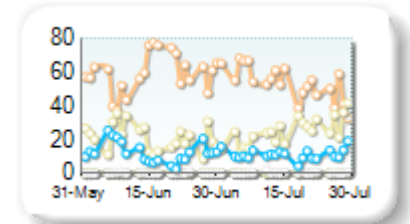
Best Prices Trend



25k EUR deal

Rank	Venue	Best Price (%)	Change
1	XMAD	53.26	-6.13
2	CEUX	24.82	+3.62
3	AQEU	11.16	-1.16
4	TQEX	0.48	+0.22
5	CHIX	0.00	+0.00
6	TRQX	0.00	+0.00
7	BATE	0.00	+0.00
8	AQXE	0.00	+0.00

Best Prices Trend

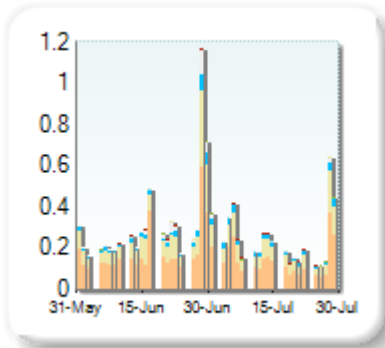


Best Price % measures how often each venue posts an absolute best price (no ties) for stocks. The result is averaged over the stocks in the index and is based on measurements of the order book every 5 seconds.

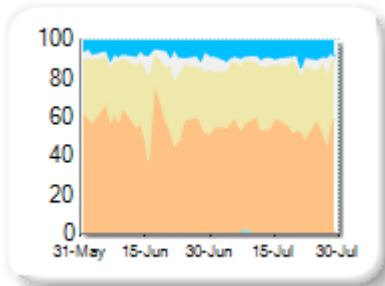
Market Share

Rank	Venue	Market Share	Change
1	XMAD	55.32%	-0.07
2	CEUX	31.53%	+0.94
3	AQEU	8.86%	+1.63
4	TQEX	3.79%	-2.54
5	TRQX	0.21%	+0.15
6	BATE	0.18%	-0.18
7	CHIX	0.11%	+0.06
8	AQXE	0.00%	+0.00

Volume Trend



Market Share Trend



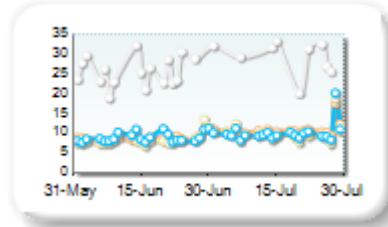
Market share is based on on-book value traded during continuous trading. The share is calculated by averaging over all stocks in the index. The current value shown is for last week and the change is relative to the previous week.

Spreads

At touch

Rank	Venue	Spread (bps)	Change
1	CEUX	9.90	+1.60
2	AQEU	10.04	+1.14
3	XMAD	10.65	+1.95
4	TQEX	41.04	+10.86

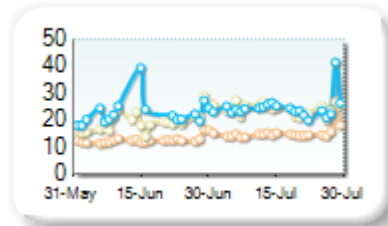
Monthly Spread Trend



25k EUR deal

Rank	Venue	Spread (bps)	Change
1	XMAD	15.35	+2.63
2	AQEU	24.53	-1.17
3	CEUX	24.72	+5.20
4	TQEX	122.95	+45.75

Monthly Spread Trend



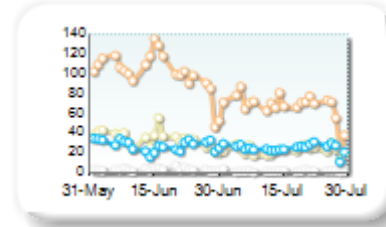
Spreads measure the bid to offer spread of the best visible orders in the book. The result is averaged over the stocks in the index and is based on measurements of the order books every 30 seconds. The value for the spread is quoted in basis points (0.01%).

Book Depths

10BPS Depth (top of book)

Rank	Venue	Depth (1K EUR)	Change
1	XMAD	66.9	-34.2
2	AQEU	24.7	-2.6
3	CEUX	22.6	-11.4
4	TQEX	1.5	-1.5

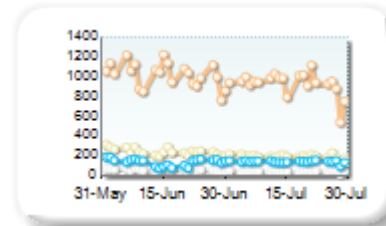
Monthly Depth Trend



50BPS Depth (deeper into book)

Rank	Venue	Depth (1K EUR)	Change
1	XMAD	931.6	-91.4
2	CEUX	193.2	-46.7
3	AQEU	138.3	+5.4
4	TQEX	38.2	-16.6

Monthly Depth Trend



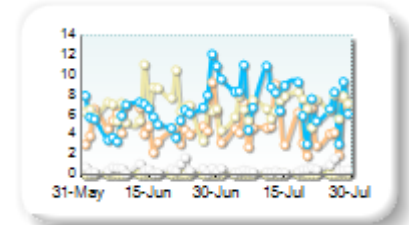
Market depth measures the amount of visible liquidity (bids and offers) in the order book within 10 or 50 BPS of mid price. The result is averaged over the stocks in the index and is based on measurements of the order book every 30 seconds. This is quoted in '000s of EUR.

Best Prices

At touch

Rank	Venue	Best Price (%)	Change
1	AQEU	7.43	+1.16
2	CEUX	6.71	+0.07
3	XMAD	4.75	+0.94
4	TQEX	0.43	-0.01
5	CHIX	0.00	+0.00
6	TRQX	0.00	+0.00
7	BATE	0.00	+0.00
8	AQXE	0.00	+0.00

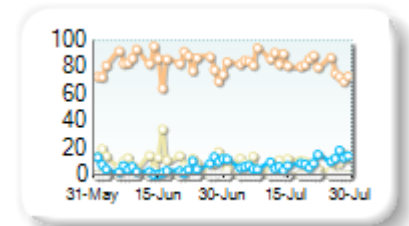
Best Prices Trend



25k EUR deal

Rank	Venue	Best Price (%)	Change
1	XMAD	82.35	+0.12
2	AQEU	8.86	+3.20
3	CEUX	8.53	-3.28
4	TQEX	0.02	-0.02
5	CHIX	0.00	+0.00
6	TRQX	0.00	+0.00
7	BATE	0.00	+0.00
8	AQXE	0.00	+0.00

Best Prices Trend



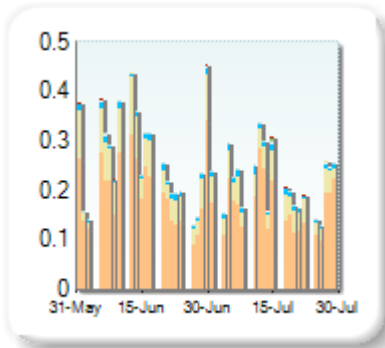
Best Price % measures how often each venue posts an absolute best price (no ties) for stocks. The result is averaged over the stocks in the index and is based on measurements of the order book every 5 seconds.

International Consolidated Airlines Group SA

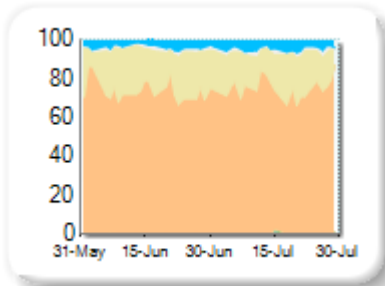
Market Share

Rank	Venue	Market Share	Change
1	XMAD	75.41%	+2.14
2	CEUX	18.57%	-3.54
3	AQEU	4.57%	+1.16
4	TQEX	1.24%	+0.13
5	TRQX	0.10%	+0.01
6	CHIX	0.06%	+0.05
7	BATE	0.06%	+0.05
8	AQXE	0.00%	+0.00

Volume Trend



Market Share Trend



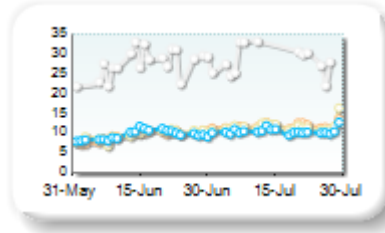
Market share is based on on-book value traded during continuous trading. The share is calculated by averaging over all stocks in the index. The current value shown is for last week and the change is relative to the previous week.

Spreads

At touch

Rank	Venue	Spread (bps)	Change
1	AQEU	10.39	+0.88
2	CEUX	11.62	+2.16
3	XMAD	11.71	+2.40
4	TQEX	32.35	+3.47

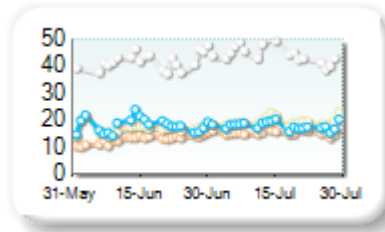
Monthly Spread Trend



25k EUR deal

Rank	Venue	Spread (bps)	Change
1	XMAD	15.59	+2.57
2	AQEU	17.89	-0.23
3	CEUX	19.49	+2.48
4	TQEX	44.17	+0.94

Monthly Spread Trend



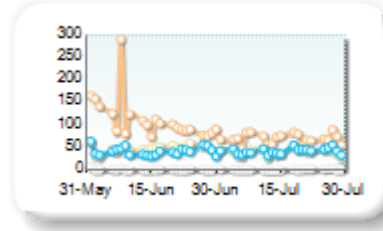
Spreads measure the bid to offer spread of the best visible orders in the book. The result is averaged over the stocks in the index and is based on measurements of the order books every 30 seconds. The value for the spread is quoted in basis points (0.01%).

Book Depths

10BPS Depth (top of book)

Rank	Venue	Depth (1K EUR)	Change
1	XMAD	70.3	-41.8
2	AQEU	42.7	+0.3
3	CEUX	40.3	-6.9
4	TRQX	6.7	-0.9
5	TQEX	2.0	-0.2

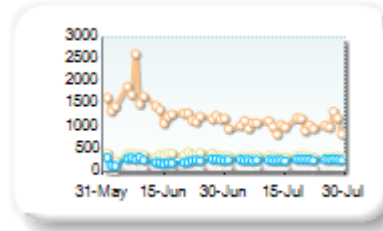
Monthly Depth Trend



50BPS Depth (deeper into book)

Rank	Venue	Depth (1K EUR)	Change
1	XMAD	1,053.0	-368.6
2	CEUX	347.5	-36.2
3	AQEU	274.2	+25.1
4	TQEX	108.5	-12.8
5	TRQX	10.1	-2.7

Monthly Depth Trend



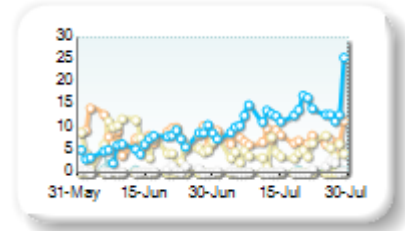
Market depth measures the amount of visible liquidity (bids and offers) in the order book within 10 or 50 BPS of mid price. The result is averaged over the stocks in the index and is based on measurements of the order book every 30 seconds. This is quoted in '000s of EUR.

Best Prices

At touch

Rank	Venue	Best Price (%)	Change
1	AQEU	13.16	+4.10
2	XMAD	7.49	-0.32
3	CEUX	4.70	+0.15
4	TQEX	0.52	+0.18
5	TRQX	0.16	-0.16
6	CHIX	0.00	+0.00
7	BATE	0.00	+0.00
8	AQXE	0.00	+0.00

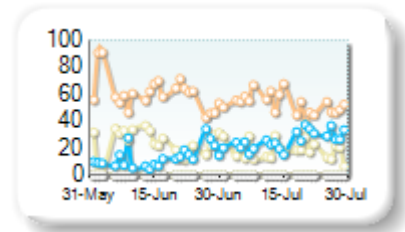
Best Prices Trend



25k EUR deal

Rank	Venue	Best Price (%)	Change
1	XMAD	52.50	-8.22
2	AQEU	25.90	+12.32
3	CEUX	18.70	-4.68
4	TQEX	0.02	+0.01
5	TRQX	0.00	-0.01
6	CHIX	0.00	+0.00
7	BATE	0.00	+0.00
8	AQXE	0.00	+0.00

Best Prices Trend

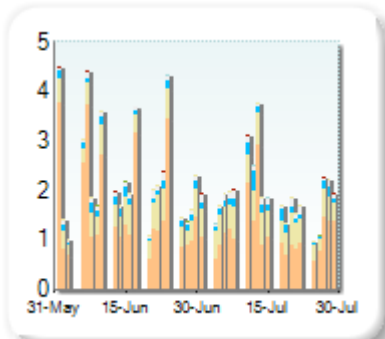


Best Price % measures how often each venue posts an absolute best price (no ties) for stocks. The result is averaged over the stocks in the index and is based on measurements of the order book every 5 seconds.

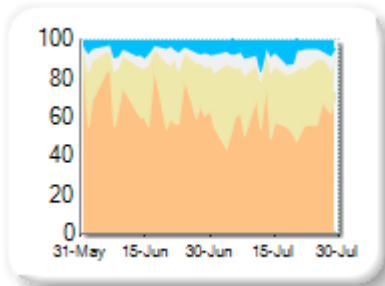
Market Share

Rank	Venue	Market Share	Change
1	XMAD	58.97%	-10.78
2	CEUX	26.69%	+6.85
3	AQEU	7.49%	+2.22
4	TQEX	6.68%	+1.61
5	BATE	0.10%	+0.06
6	TRQX	0.05%	+0.04
7	CHIX	0.02%	+0.01
8	AQXE	0.00%	+0.00

Volume Trend



Market Share Trend



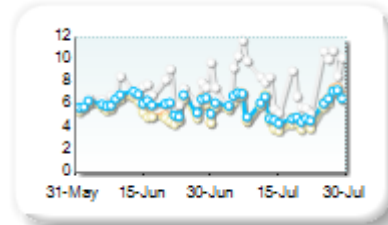
Market share is based on on-book value traded during continuous trading. The share is calculated by averaging over all stocks in the index. The current value shown is for last week and the change is relative to the previous week.

Spreads

At touch

Rank	Venue	Spread (bps)	Change
1	CEUX	5.44	-0.10
2	XMAD	5.77	+0.08
3	AQEU	5.81	-0.32
4	TQEX	8.28	+1.07
5	BATE	126.17	-48.97
6	CHIX	195.09	-305.91
7	AQXE	500.93	+0.51
8	TRQX	501.00	+0.00

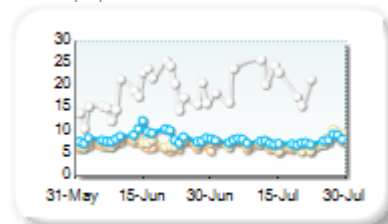
Monthly Spread Trend



25k EUR deal

Rank	Venue	Spread (bps)	Change
1	XMAD	6.94	+0.27
2	CEUX	7.43	-0.03
3	AQEU	7.76	-0.98
4	TQEX	29.25	+10.54

Monthly Spread Trend



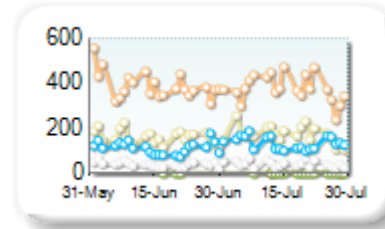
Spreads measure the bid to offer spread of the best visible orders in the book. The result is averaged over the stocks in the index and is based on measurements of the order books every 30 seconds. The value for the spread is quoted in basis points (0.01%).

Book Depths

10BPS Depth (top of book)

Rank	Venue	Depth (1K EUR)	Change
1	XMAD	376.5	-12.0
2	CEUX	173.9	+10.6
3	AQEU	134.6	+20.6
4	TQEX	42.0	+1.0

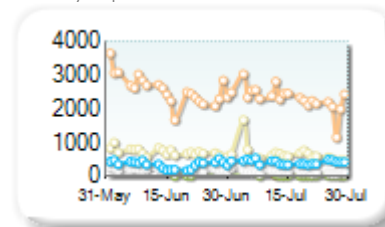
Monthly Depth Trend



50BPS Depth (deeper into book)

Rank	Venue	Depth (1K EUR)	Change
1	XMAD	2,301.7	-256.9
2	CEUX	645.5	-69.3
3	AQEU	413.4	+65.8
4	TQEX	131.7	-56.9
5	BATE	24.1	+12.6
6	CHIX	20.2	+10.1

Monthly Depth Trend



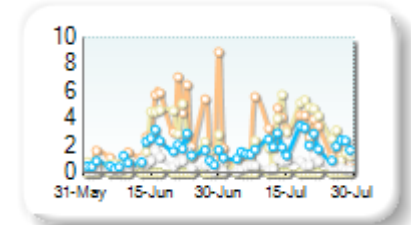
Market depth measures the amount of visible liquidity (bids and offers) in the order book within 10 or 50 BPS of mid price. The result is averaged over the stocks in the index and is based on measurements of the order book every 30 seconds. This is quoted in '000s of EUR.

Best Prices

At touch

Rank	Venue	Best Price (%)	Change
1	CEUX	2.68	+0.53
2	XMAD	2.61	-0.83
3	AQEU	1.98	+0.38
4	TQEX	0.56	+0.03
5	CHIX	0.00	0.00
6	TRQX	0.00	+0.00
7	BATE	0.00	+0.00
8	AQXE	0.00	0.00

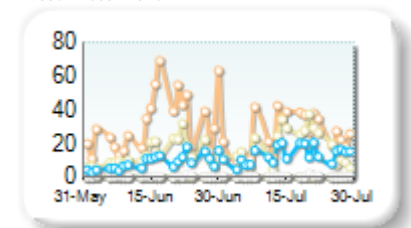
Best Prices Trend



25k EUR deal

Rank	Venue	Best Price (%)	Change
1	XMAD	25.81	-6.94
2	CEUX	18.02	+4.39
3	AQEU	13.41	+4.56
4	TQEX	0.63	-0.02
5	CHIX	0.00	+0.00
6	TRQX	0.00	+0.00
7	BATE	0.00	+0.00
8	AQXE	0.00	+0.00

Best Prices Trend

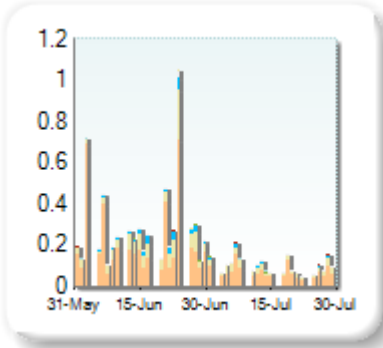


Best Price % measures how often each venue posts an absolute best price (no ties) for stocks. The result is averaged over the stocks in the index and is based on measurements of the order book every 5 seconds.

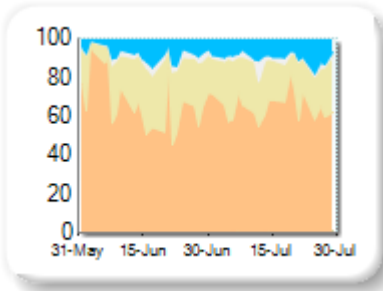
Market Share

Rank	Venue	Market Share	Change
1	XMAD	65.22%	-4.86
2	CEUX	22.99%	+2.10
3	AQEU	9.26%	+2.45
4	TQEX	2.37%	+0.20
5	BATE	0.07%	+0.04
6	TRQX	0.05%	+0.04
7	CHIX	0.03%	+0.02

Volume Trend



Market Share Trend



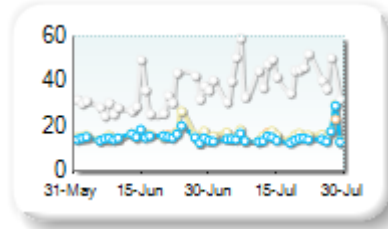
Market share is based on on-book value traded during continuous trading. The share is calculated by averaging over all stocks in the index. The current value shown is for last week and the change is relative to the previous week.

Spreads

At touch

Rank	Venue	Spread (bps)	Change
1	AQEU	14.90	-0.26
2	XMAD	15.02	-0.19
3	CEUX	16.31	+0.28
4	TQEX	45.04	+9.82

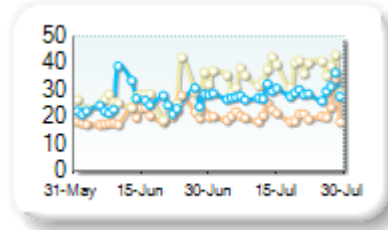
Monthly Spread Trend



25k EUR deal

Rank	Venue	Spread (bps)	Change
1	XMAD	21.21	+0.97
2	AQEU	28.77	+3.08
3	CEUX	36.42	+9.56

Monthly Spread Trend



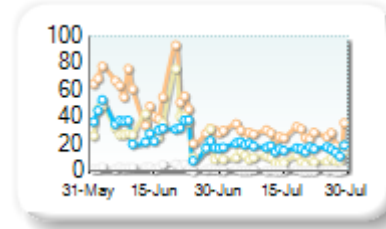
Spreads measure the bid to offer spread of the best visible orders in the book. The result is averaged over the stocks in the index and is based on measurements of the order books every 30 seconds. The value for the spread is quoted in basis points (0.01%).

Book Depths

10BPS Depth (top of book)

Rank	Venue	Depth (1K EUR)	Change
1	XMAD	26.5	-24.9
2	AQEU	17.3	-12.5
3	CEUX	9.0	-22.3
4	TQEX	0.8	-1.9

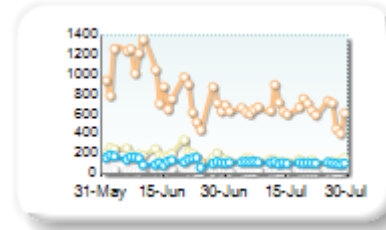
Monthly Depth Trend



50BPS Depth (deeper into book)

Rank	Venue	Depth (1K EUR)	Change
1	XMAD	648.9	-238.7
2	CEUX	125.8	-71.4
3	AQEU	105.8	-21.2
4	TQEX	19.9	-9.3

Monthly Depth Trend



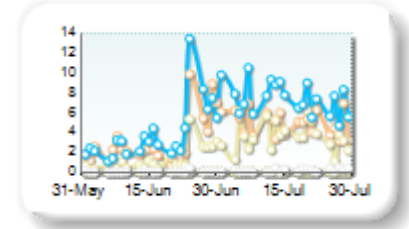
Market depth measures the amount of visible liquidity (bids and offers) in the order book within 10 or 50 BPS of mid price. The result is averaged over the stocks in the index and is based on measurements of the order book every 30 seconds. This is quoted in '000s of EUR.

Best Prices

At touch

Rank	Venue	Best Price (%)	Change
1	AQEU	7.47	+4.23
2	XMAD	4.96	+1.51
3	CEUX	3.62	+2.68
4	TQEX	0.18	+0.15
5	CHIX	0.00	+0.00
6	TRQX	0.00	+0.00
7	BATE	0.00	+0.00
8	AQXE	0.00	+0.00

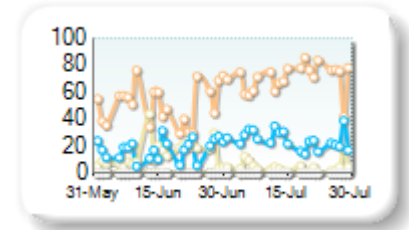
Best Prices Trend



25k EUR deal

Rank	Venue	Best Price (%)	Change
1	XMAD	70.47	+19.74
2	AQEU	24.70	+6.77
3	CEUX	4.46	-10.02
4	TQEX	0.00	-0.05
5	CHIX	0.00	+0.00
6	TRQX	0.00	+0.00
7	BATE	0.00	+0.00
8	AQXE	0.00	+0.00

Best Prices Trend

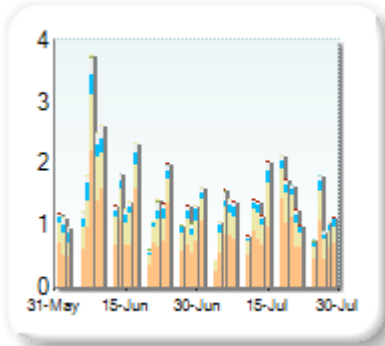


Best Price % measures how often each venue posts an absolute best price (no ties) for stocks. The result is averaged over the stocks in the index and is based on measurements of the order book every 5 seconds.

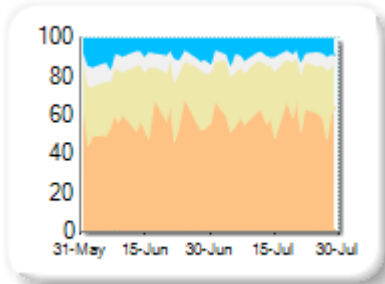
Market Share

Rank	Venue	Market Share	Change
1	XMAD	58.73%	+2.40
2	CEUX	26.71%	+0.43
3	AQEU	8.48%	-1.11
4	TQEX	5.91%	-1.53
5	TRQX	0.10%	+0.07
6	BATE	0.04%	-0.21
7	CHIX	0.03%	-0.04
8	AQXE	0.00%	0.00

Volume Trend



Market Share Trend



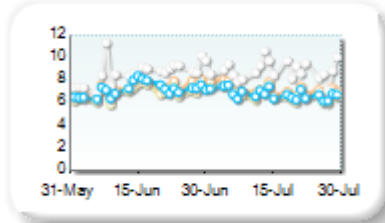
Market share is based on on-book value traded during continuous trading. The share is calculated by averaging over all stocks in the index. The current value shown is for last week and the change is relative to the previous week.

Spreads

At touch

Rank	Venue	Spread (bps)	Change
1	CEUX	6.70	-0.25
2	AQEU	6.78	-0.43
3	XMAD	7.09	-0.19
4	TQEX	8.87	+0.17
5	CHIX	500.47	-0.53
6	AQXE	500.84	+1.36
7	TRQX	501.00	+0.00
8	BATE	501.00	+0.00

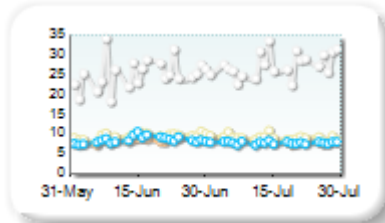
Monthly Spread Trend



25k EUR deal

Rank	Venue	Spread (bps)	Change
1	AQEU	7.76	-0.74
2	XMAD	8.16	-0.26
3	CEUX	9.08	-0.38
4	TQEX	27.55	+2.31

Monthly Spread Trend



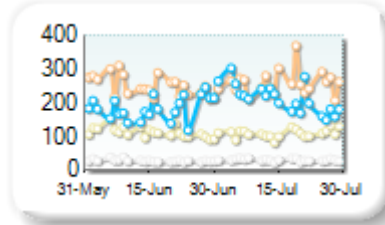
Spreads measure the bid to offer spread of the best visible orders in the book. The result is averaged over the stocks in the index and is based on measurements of the order books every 30 seconds. The value for the spread is quoted in basis points (0.01%).

Book Depths

10BPS Depth (top of book)

Rank	Venue	Depth (1K EUR)	Change
1	XMAD	258.1	+8.9
2	AQEU	211.3	+28.0
3	CEUX	109.3	-3.3
4	TQEX	31.1	+1.6
5	CHIX	1.7	+0.1

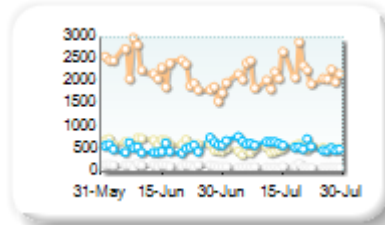
Monthly Depth Trend



50BPS Depth (deeper into book)

Rank	Venue	Depth (1K EUR)	Change
1	XMAD	2,189.0	-32.5
2	AQEU	605.6	+60.9
3	CEUX	516.6	-118.5
4	TQEX	120.8	-33.4
5	CHIX	1.7	+0.1

Monthly Depth Trend



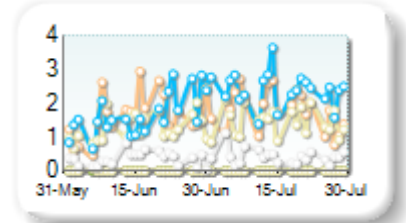
Market depth measures the amount of visible liquidity (bids and offers) in the order book within 10 or 50 BPS of mid price. The result is averaged over the stocks in the index and is based on measurements of the order book every 30 seconds. This is quoted in '000s of EUR.

Best Prices

At touch

Rank	Venue	Best Price (%)	Change
1	AQEU	2.39	+0.56
2	XMAD	1.80	-0.20
3	CEUX	1.45	+0.21
4	TQEX	0.43	+0.04
5	CHIX	0.00	0.00
6	AQXE	0.00	0.00
7	TRQX	0.00	+0.00
8	BATE	0.00	+0.00

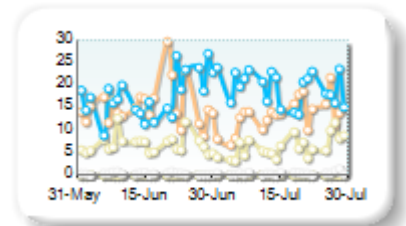
Best Prices Trend



25k EUR deal

Rank	Venue	Best Price (%)	Change
1	AQEU	19.34	+1.74
2	XMAD	13.40	-2.06
3	CEUX	6.28	-0.58
4	TQEX	0.46	+0.05
5	CHIX	0.00	+0.00
6	TRQX	0.00	+0.00
7	BATE	0.00	+0.00
8	AQXE	0.00	+0.00

Best Prices Trend

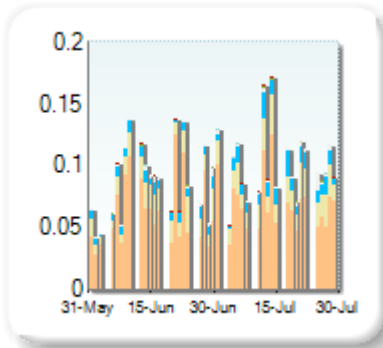


Best Price % measures how often each venue posts an absolute best price (no ties) for stocks. The result is averaged over the stocks in the index and is based on measurements of the order book every 5 seconds.

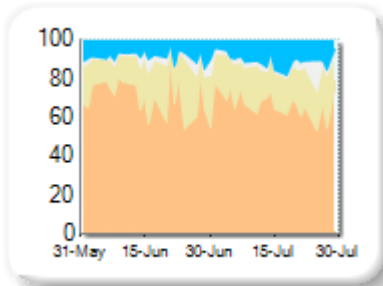
Market Share

Rank	Venue	Market Share	Change
1	XMAD	66.86%	-4.57
2	CEUX	19.16%	+1.46
3	AQEU	10.64%	+2.56
4	TQEX	3.08%	+0.44
5	TRQX	0.12%	+0.10
6	BATE	0.11%	+0.01
7	CHIX	0.03%	+0.01
8	AQXE	0.00%	+0.00

Volume Trend



Market Share Trend



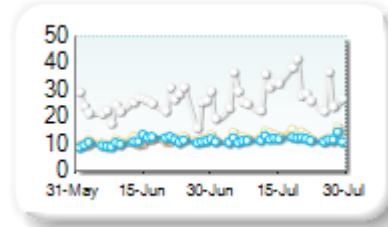
Market share is based on on-book value traded during continuous trading. The share is calculated by averaging over all stocks in the index. The current value shown is for last week and the change is relative to the previous week.

Spreads

At touch

Rank	Venue	Spread (bps)	Change
1	AQEU	11.83	+0.83
2	XMAD	12.32	+1.49
3	CEUX	13.14	+1.50
4	TQEX	31.21	+6.01

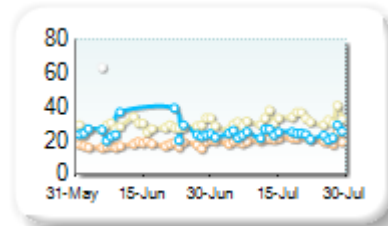
Monthly Spread Trend



25k EUR deal

Rank	Venue	Spread (bps)	Change
1	XMAD	20.34	+2.80
2	AQEU	23.84	-1.73
3	CEUX	32.10	+3.56
4	TQEX	123.24	+60.16

Monthly Spread Trend



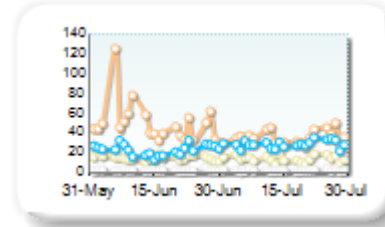
Spreads measure the bid to offer spread of the best visible orders in the book. The result is averaged over the stocks in the index and is based on measurements of the order books every 30 seconds. The value for the spread is quoted in basis points (0.01%).

Book Depths

10BPS Depth (top of book)

Rank	Venue	Depth (1K EUR)	Change
1	XMAD	35.8	-13.7
2	AQEU	28.5	+5.6
3	CEUX	13.8	-0.9
4	TQEX	1.9	-0.2

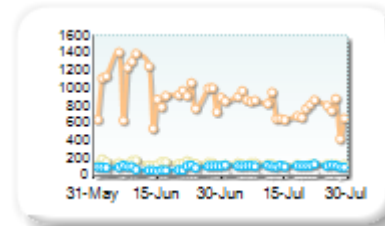
Monthly Depth Trend



50BPS Depth (deeper into book)

Rank	Venue	Depth (1K EUR)	Change
1	XMAD	781.6	-200.5
2	CEUX	131.0	-19.0
3	AQEU	117.2	+23.3
4	TQEX	26.9	-9.3

Monthly Depth Trend



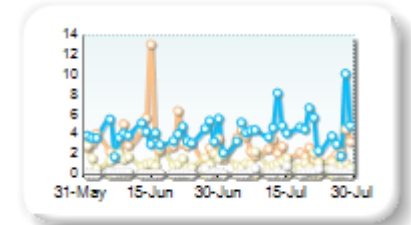
Market depth measures the amount of visible liquidity (bids and offers) in the order book within 10 or 50 BPS of mid price. The result is averaged over the stocks in the index and is based on measurements of the order book every 30 seconds. This is quoted in '000s of EUR.

Best Prices

At touch

Rank	Venue	Best Price (%)	Change
1	AQEU	4.63	+0.29
2	XMAD	2.53	-0.67
3	CEUX	1.13	-0.16
4	TQEX	0.22	+0.15
5	CHIX	0.00	+0.00
6	TRQX	0.00	+0.00
7	BATE	0.00	+0.00
8	AQXE	0.00	+0.00

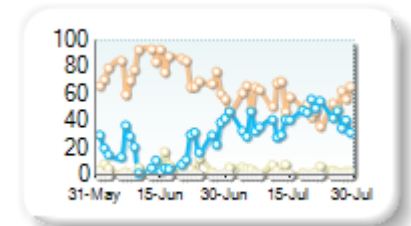
Best Prices Trend



25k EUR deal

Rank	Venue	Best Price (%)	Change
1	XMAD	55.21	-20.52
2	AQEU	40.80	+21.37
3	CEUX	3.49	-1.00
4	CHIX	0.00	+0.00
5	TRQX	0.00	+0.00
6	BATE	0.00	+0.00
7	AQXE	0.00	+0.00
8	TQEX	0.00	0.00

Best Prices Trend

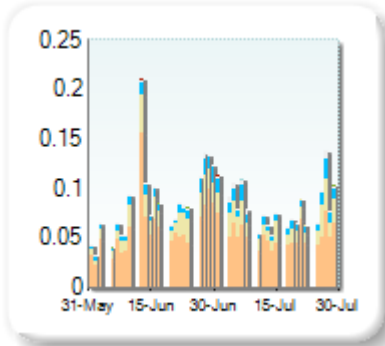


Best Price % measures how often each venue posts an absolute best price (no ties) for stocks. The result is averaged over the stocks in the index and is based on measurements of the order book every 5 seconds.

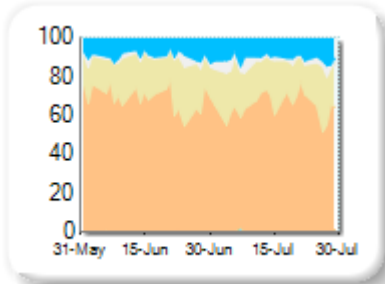
Market Share

Rank	Venue	Market Share	Change
1	XMAD	63.76%	-4.83
2	CEUX	21.51%	+1.38
3	AQEU	11.13%	+1.83
4	TQEX	3.41%	+1.47
5	TRQX	0.15%	+0.15
6	BATE	0.03%	-0.01
7	AQXE	0.00%	+0.00
8	CHIX	0.00%	0.00

Volume Trend



Market Share Trend



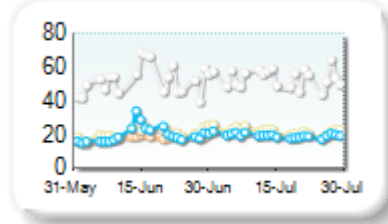
Market share is based on on-book value traded during continuous trading. The share is calculated by averaging over all stocks in the index. The current value shown is for last week and the change is relative to the previous week.

Spreads

At touch

Rank	Venue	Spread (bps)	Change
1	AQEU	19.35	-0.56
2	XMAD	19.80	+2.17
3	CEUX	21.85	+0.98
4	TQEX	53.40	-0.43

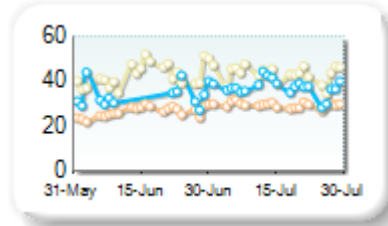
Monthly Spread Trend



25k EUR deal

Rank	Venue	Spread (bps)	Change
1	XMAD	29.38	+2.84
2	AQEU	37.18	+3.47
3	CEUX	43.20	+0.46

Monthly Spread Trend



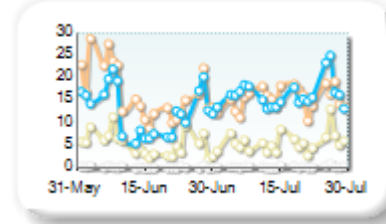
Spreads measure the bid to offer spread of the best visible orders in the book. The result is averaged over the stocks in the index and is based on measurements of the order books every 30 seconds. The value for the spread is quoted in basis points (0.01%).

Book Depths

10BPS Depth (top of book)

Rank	Venue	Depth (1K EUR)	Change
1	AQEU	16.3	+3.7
2	XMAD	15.4	-1.2
3	CEUX	5.7	+0.5
4	TQEX	0.4	+0.1

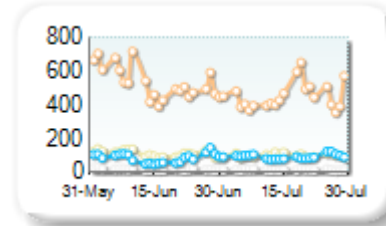
Monthly Depth Trend



50BPS Depth (deeper into book)

Rank	Venue	Depth (1K EUR)	Change
1	XMAD	450.7	-78.0
2	CEUX	99.7	-11.3
3	AQEU	92.8	+7.2
4	TQEX	16.3	-2.1

Monthly Depth Trend



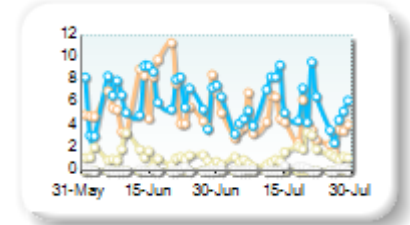
Market depth measures the amount of visible liquidity (bids and offers) in the order book within 10 or 50 BPS of mid price. The result is averaged over the stocks in the index and is based on measurements of the order book every 30 seconds. This is quoted in '000s of EUR.

Best Prices

At touch

Rank	Venue	Best Price (%)	Change
1	AQEU	5.73	-0.84
2	XMAD	4.14	-1.78
3	CEUX	1.35	+0.24
4	TQEX	0.13	+0.04
5	CHIX	0.00	+0.00
6	TRQX	0.00	+0.00
7	BATE	0.00	+0.00
8	AQXE	0.00	+0.00

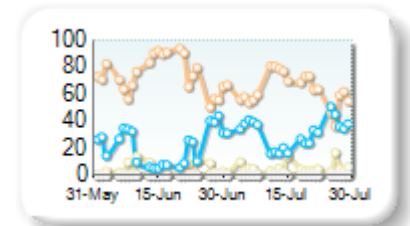
Best Prices Trend



25k EUR deal

Rank	Venue	Best Price (%)	Change
1	XMAD	63.54	-10.72
2	AQEU	30.95	+9.64
3	CEUX	5.10	+0.96
4	TQEX	0.01	+0.01
5	CHIX	0.00	+0.00
6	TRQX	0.00	+0.00
7	BATE	0.00	+0.00
8	AQXE	0.00	+0.00

Best Prices Trend

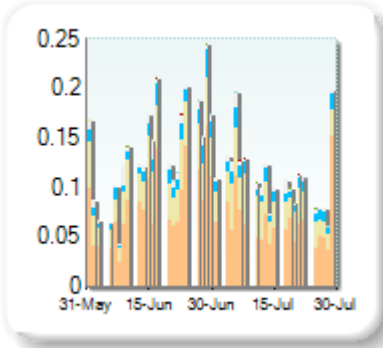


Best Price % measures how often each venue posts an absolute best price (no ties) for stocks. The result is averaged over the stocks in the index and is based on measurements of the order book every 5 seconds.

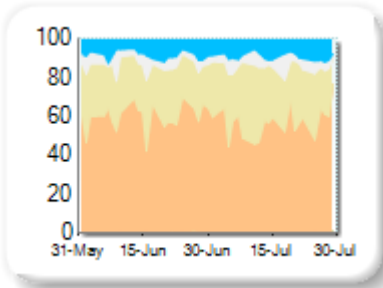
Market Share

Rank	Venue	Market Share	Change
1	XMAD	57.48%	-2.63
2	CEUX	27.81%	+2.18
3	AQEU	9.34%	+0.63
4	TQEX	5.30%	-0.10
5	BATE	0.03%	-0.06
6	TRQX	0.03%	-0.02
7	CHIX	0.00%	0.00

Volume Trend



Market Share Trend



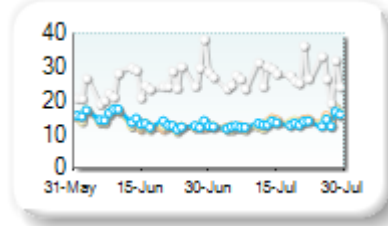
Market share is based on on-book value traded during continuous trading. The share is calculated by averaging over all stocks in the index. The current value shown is for last week and the change is relative to the previous week.

Spreads

At touch

Rank	Venue	Spread (bps)	Change
1	AQEU	13.20	-0.79
2	CEUX	13.26	-0.29
3	XMAD	13.61	+0.11
4	TQEX	27.19	+1.88

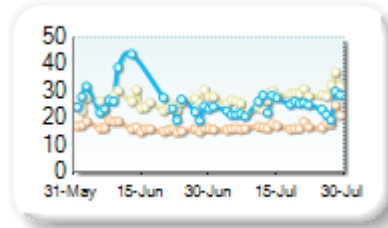
Monthly Spread Trend



25k EUR deal

Rank	Venue	Spread (bps)	Change
1	XMAD	17.32	+0.79
2	AQEU	24.44	-2.06
3	CEUX	28.07	+2.10
4	TQEX	296.86	n/a

Monthly Spread Trend



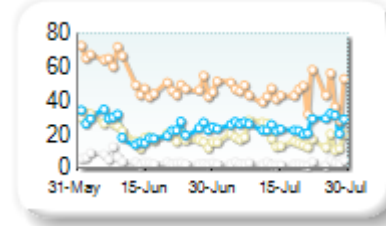
Spreads measure the bid to offer spread of the best visible orders in the book. The result is averaged over the stocks in the index and is based on measurements of the order books every 30 seconds. The value for the spread is quoted in basis points (0.01%).

Book Depths

10BPS Depth (top of book)

Rank	Venue	Depth (1K EUR)	Change
1	XMAD	45.0	-8.8
2	AQEU	25.2	+1.4
3	CEUX	17.4	-3.5
4	TQEX	2.9	-1.7

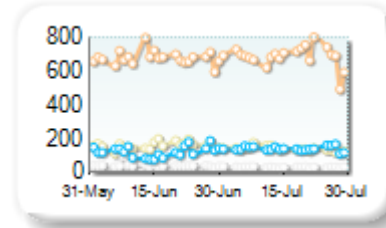
Monthly Depth Trend



50BPS Depth (deeper into book)

Rank	Venue	Depth (1K EUR)	Change
1	XMAD	683.8	+8.4
2	AQEU	139.7	+17.2
3	CEUX	138.6	-21.0
4	TQEX	30.5	-9.8

Monthly Depth Trend



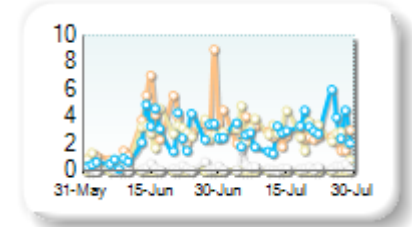
Market depth measures the amount of visible liquidity (bids and offers) in the order book within 10 or 50 BPS of mid price. The result is averaged over the stocks in the index and is based on measurements of the order book every 30 seconds. This is quoted in '000s of EUR.

Best Prices

At touch

Rank	Venue	Best Price (%)	Change
1	AQEU	2.96	+0.46
2	CEUX	2.90	+0.87
3	XMAD	2.66	-0.58
4	TQEX	0.30	+0.11
5	CHIX	0.00	+0.00
6	TRQX	0.00	+0.00
7	BATE	0.00	+0.00
8	AQXE	0.00	+0.00

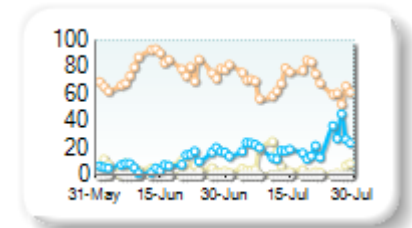
Best Prices Trend



25k EUR deal

Rank	Venue	Best Price (%)	Change
1	XMAD	69.37	-8.11
2	AQEU	20.92	+11.23
3	CEUX	5.70	+0.29
4	TQEX	0.01	-0.12
5	CHIX	0.00	+0.00
6	TRQX	0.00	+0.00
7	BATE	0.00	+0.00
8	AQXE	0.00	+0.00

Best Prices Trend

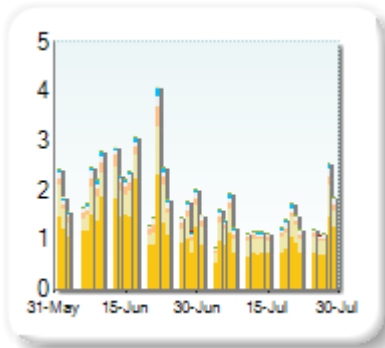


Best Price % measures how often each venue posts an absolute best price (no ties) for stocks. The result is averaged over the stocks in the index and is based on measurements of the order book every 5 seconds.

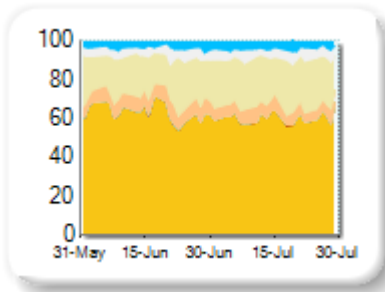
Market Share

Rank	Venue	Market Share	Change
1	ENXT	60.32%	-2.28
2	CEUX	23.92%	+2.62
3	XMAD	6.14%	-1.01
4	TQEX	5.11%	+0.40
5	AQEU	4.36%	+0.49
6	CHIX	0.08%	-0.02
7	BATE	0.04%	-0.07
8	TRQX	0.04%	-0.12
9	AQXE	0.00%	0.00

Volume Trend



Market Share Trend



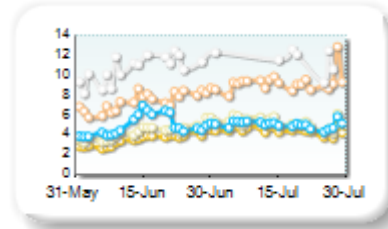
Market share is based on on-book value traded during continuous trading. The share is calculated by averaging over all stocks in the index. The current value shown is for last week and the change is relative to the previous week.

Spreads

At touch

Rank	Venue	Spread (bps)	Change
1	ENXT	4.44	+0.88
2	AQEU	5.01	+0.08
3	CEUX	5.23	+0.94
4	XMAD	9.24	+1.83
5	TQEX	14.60	+2.89
6	TRQX	501.00	+0.00
7	BATE	501.00	+0.00
8	AQXE	501.00	+0.00

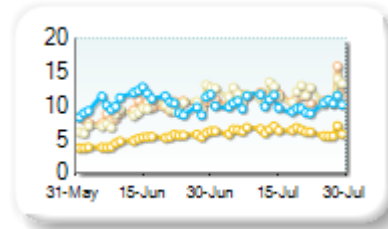
Monthly Spread Trend



25k EUR deal

Rank	Venue	Spread (bps)	Change
1	ENXT	6.25	+1.30
2	AQEU	10.20	-0.19
3	XMAD	11.39	+1.96
4	CEUX	11.83	+2.75
5	TQEX	29.08	+3.69

Monthly Spread Trend



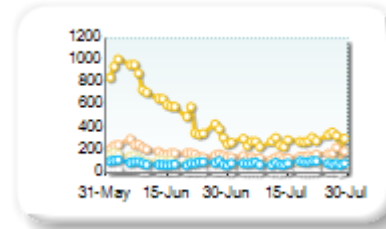
Spreads measure the bid to offer spread of the best visible orders in the book. The result is averaged over the stocks in the index and is based on measurements of the order books every 30 seconds. The value for the spread is quoted in basis points (0.01%).

Book Depths

10BPS Depth (top of book)

Rank	Venue	Depth (1K EUR)	Change
1	ENXT	285.7	-337.7
2	XMAD	149.9	-45.0
3	AQEU	88.9	-0.5
4	CEUX	72.6	-42.3
5	TQEX	14.0	-9.7
6	CHIX	1.2	-0.2

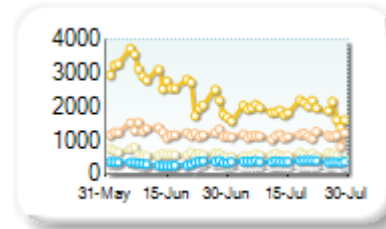
Monthly Depth Trend



50BPS Depth (deeper into book)

Rank	Venue	Depth (1K EUR)	Change
1	ENXT	1,888.3	-756.0
2	XMAD	1,121.7	-116.1
3	CEUX	553.0	-58.5
4	AQEU	376.6	+54.5
5	TQEX	217.7	-47.3
6	CHIX	3.6	+1.6

Monthly Depth Trend



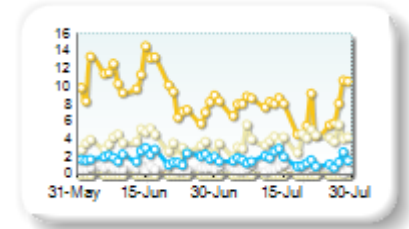
Market depth measures the amount of visible liquidity (bids and offers) in the order book within 10 or 50 BPS of mid price. The result is averaged over the stocks in the index and is based on measurements of the order book every 30 seconds. This is quoted in '000s of EUR.

Best Prices

At touch

Rank	Venue	Best Price (%)	Change
1	ENXT	7.61	-2.18
2	CEUX	4.04	+0.31
3	AQEU	1.68	-0.37
4	TQEX	0.79	-0.07
5	CHIX	0.02	0.00
6	BATE	0.00	+0.00
7	TRQX	0.00	+0.00
8	AQXE	0.00	+0.00

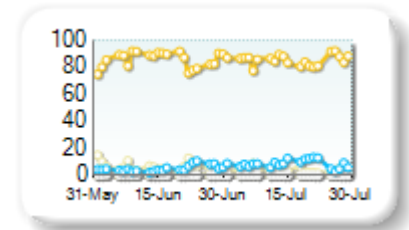
Best Prices Trend



25k EUR deal

Rank	Venue	Best Price (%)	Change
1	ENXT	85.01	-0.37
2	AQEU	8.45	+3.49
3	CEUX	3.56	-2.74
4	TQEX	0.03	-0.15
5	CHIX	0.00	0.00
6	TRQX	0.00	+0.00
7	BATE	0.00	+0.00
8	AQXE	0.00	+0.00

Best Prices Trend

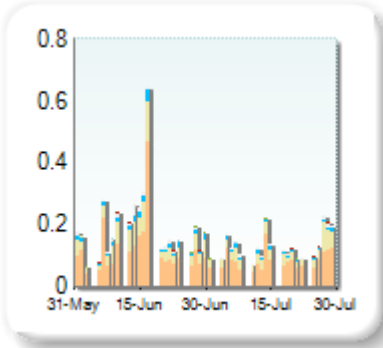


Best Price % measures how often each venue posts an absolute best price (no ties) for stocks. The result is averaged over the stocks in the index and is based on measurements of the order book every 5 seconds.

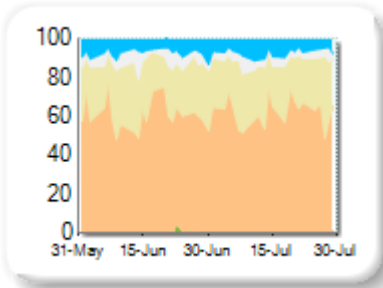
Market Share

Rank	Venue	Market Share	Change
1	XMAD	62.53%	+0.80
2	CEUX	26.40%	+0.68
3	AQEU	6.76%	-0.18
4	TQEX	4.25%	-1.08
5	BATE	0.04%	-0.19
6	TRQX	0.01%	-0.01
7	CHIX	0.01%	-0.01

Volume Trend



Market Share Trend



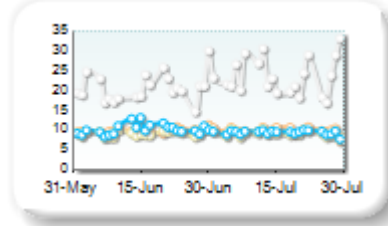
Market share is based on on-book value traded during continuous trading. The share is calculated by averaging over all stocks in the index. The current value shown is for last week and the change is relative to the previous week.

Spreads

At touch

Rank	Venue	Spread (bps)	Change
1	CEUX	9.08	+0.03
2	AQEU	9.34	-0.82
3	XMAD	9.84	+0.08
4	TQEX	23.67	+1.63

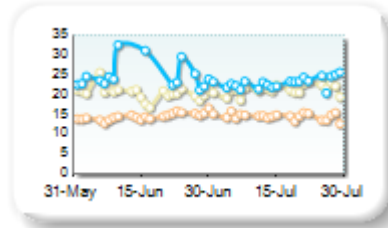
Monthly Spread Trend



25k EUR deal

Rank	Venue	Spread (bps)	Change
1	XMAD	14.45	0.00
2	CEUX	21.23	+0.83
3	AQEU	23.02	-1.71
4	TQEX	76.00	n/a

Monthly Spread Trend



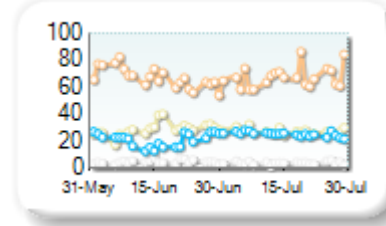
Spreads measure the bid to offer spread of the best visible orders in the book. The result is averaged over the stocks in the index and is based on measurements of the order books every 30 seconds. The value for the spread is quoted in basis points (0.01%).

Book Depths

10BPS Depth (top of book)

Rank	Venue	Depth (1K EUR)	Change
1	XMAD	67.3	+0.4
2	CEUX	27.3	-1.6
3	AQEU	25.2	+4.2
4	TQEX	4.0	-0.8

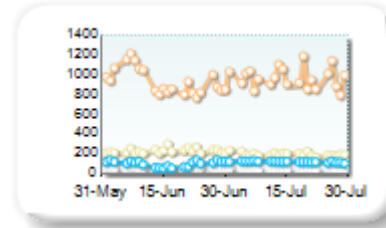
Monthly Depth Trend



50BPS Depth (deeper into book)

Rank	Venue	Depth (1K EUR)	Change
1	XMAD	969.0	+35.7
2	CEUX	193.6	-32.6
3	AQEU	117.8	+20.1
4	TQEX	37.9	-11.7

Monthly Depth Trend



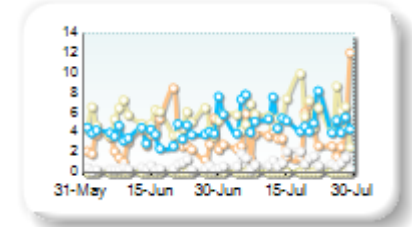
Market depth measures the amount of visible liquidity (bids and offers) in the order book within 10 or 50 BPS of mid price. The result is averaged over the stocks in the index and is based on measurements of the order book every 30 seconds. This is quoted in '000s of EUR.

Best Prices

At touch

Rank	Venue	Best Price (%)	Change
1	CEUX	5.89	+1.22
2	AQEU	5.29	+1.62
3	XMAD	3.80	+0.32
4	TQEX	1.04	+0.70
5	CHIX	0.00	+0.00
6	TRQX	0.00	+0.00
7	BATE	0.00	+0.00
8	AQXE	0.00	+0.00

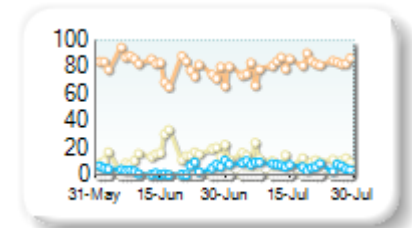
Best Prices Trend



25k EUR deal

Rank	Venue	Best Price (%)	Change
1	XMAD	81.42	+1.24
2	CEUX	11.32	-4.21
3	AQEU	7.08	+3.16
4	TQEX	0.04	-0.10
5	CHIX	0.00	+0.00
6	TRQX	0.00	+0.00
7	BATE	0.00	+0.00
8	AQXE	0.00	+0.00

Best Prices Trend

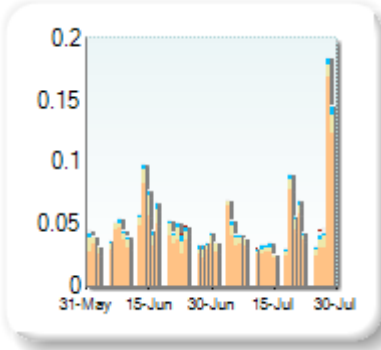


Best Price % measures how often each venue posts an absolute best price (no ties) for stocks. The result is averaged over the stocks in the index and is based on measurements of the order book every 5 seconds.

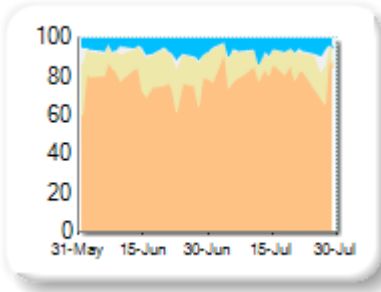
Market Share

Rank	Venue	Market Share	Change
1	XMAD	82.36%	+5.53
2	CEUX	10.46%	-4.84
3	AQEU	5.82%	-0.50
4	TQEX	1.35%	-0.20
5	TRQX	0.01%	+0.01
6	CHIX	0.00%	+0.00

Volume Trend



Market Share Trend



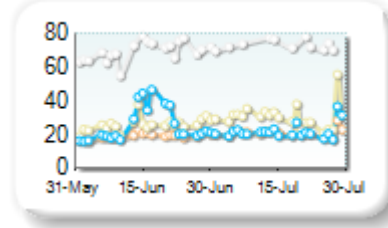
Market share is based on on-book value traded during continuous trading. The share is calculated by averaging over all stocks in the index. The current value shown is for last week and the change is relative to the previous week.

Spreads

At touch

Rank	Venue	Spread (bps)	Change
1	XMAD	20.91	+1.76
2	AQEU	21.95	-3.61
3	CEUX	30.47	+4.62
4	TQEX	80.77	+9.93

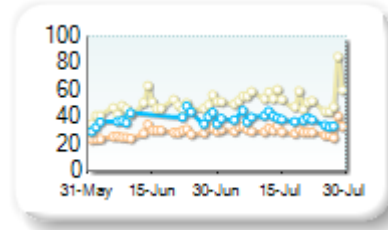
Monthly Spread Trend



25k EUR deal

Rank	Venue	Spread (bps)	Change
1	XMAD	30.38	+2.31
2	AQEU	38.41	+0.13
3	CEUX	54.20	+6.56

Monthly Spread Trend



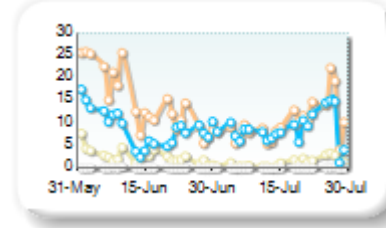
Spreads measure the bid to offer spread of the best visible orders in the book. The result is averaged over the stocks in the index and is based on measurements of the order books every 30 seconds. The value for the spread is quoted in basis points (0.01%).

Book Depths

10BPS Depth (top of book)

Rank	Venue	Depth (1K EUR)	Change
1	XMAD	10.2	-4.6
2	AQEU	8.7	-0.2
3	CEUX	1.2	-1.4
4	TQEX	0.1	0.0

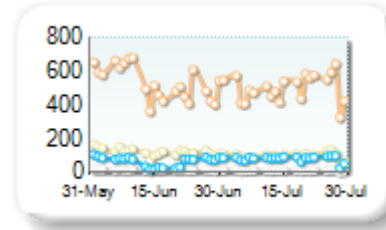
Monthly Depth Trend



50BPS Depth (deeper into book)

Rank	Venue	Depth (1K EUR)	Change
1	XMAD	498.4	-28.9
2	CEUX	97.7	-23.1
3	AQEU	79.8	+15.2
4	TQEX	11.8	-3.4

Monthly Depth Trend



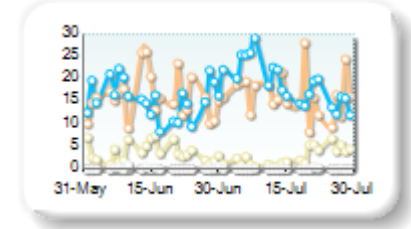
Market depth measures the amount of visible liquidity (bids and offers) in the order book within 10 or 50 BPS of mid price. The result is averaged over the stocks in the index and is based on measurements of the order book every 30 seconds. This is quoted in '000s of EUR.

Best Prices

At touch

Rank	Venue	Best Price (%)	Change
1	AQEU	18.99	-0.75
2	XMAD	16.45	+1.95
3	CEUX	2.76	-0.37
4	TQEX	0.08	-0.14
5	CHIX	0.00	+0.00
6	TRQX	0.00	+0.00

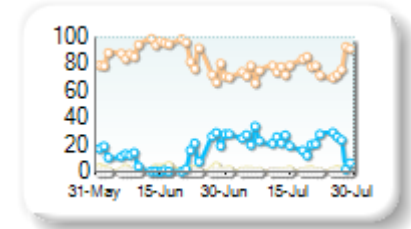
Best Prices Trend



25k EUR deal

Rank	Venue	Best Price (%)	Change
1	XMAD	76.84	-9.30
2	AQEU	21.90	+10.11
3	CEUX	0.95	-0.97
4	CHIX	0.00	+0.00
5	TRQX	0.00	+0.00
6	TQEX	0.00	+0.00

Best Prices Trend

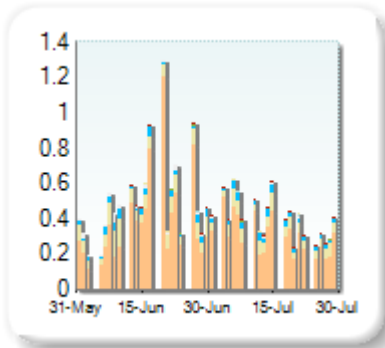


Best Price % measures how often each venue posts an absolute best price (no ties) for stocks. The result is averaged over the stocks in the index and is based on measurements of the order book every 5 seconds.

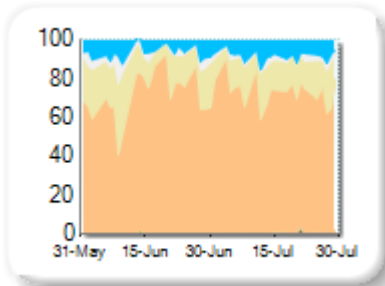
Market Share

Rank	Venue	Market Share	Change
1	XMAD	74.00%	-0.70
2	CEUX	15.13%	-1.07
3	AQEU	8.06%	+2.30
4	TQEX	2.10%	-1.05
5	BATE	0.29%	+0.15
6	TRQX	0.23%	+0.20
7	CHIX	0.19%	+0.17
8	AQXE	0.00%	0.00

Volume Trend



Market Share Trend



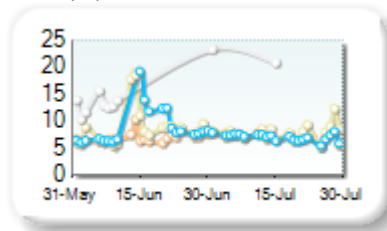
Market share is based on on-book value traded during continuous trading. The share is calculated by averaging over all stocks in the index. The current value shown is for last week and the change is relative to the previous week.

Spreads

At touch

Rank	Venue	Spread (bps)	Change
1	AQEU	7.05	-6.60
2	XMAD	7.06	+0.07
3	CEUX	7.94	-0.80
4	TQEX	31.94	+0.05

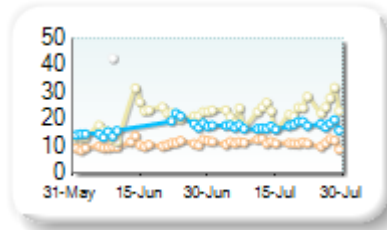
Monthly Spread Trend



25k EUR deal

Rank	Venue	Spread (bps)	Change
1	XMAD	11.33	+0.74
2	AQEU	17.51	+0.92
3	CEUX	23.29	+3.60

Monthly Spread Trend



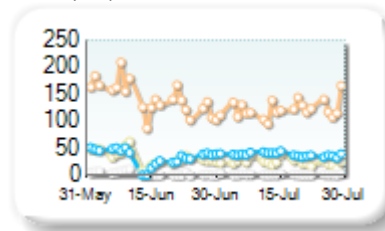
Spreads measure the bid to offer spread of the best visible orders in the book. The result is averaged over the stocks in the index and is based on measurements of the order books every 30 seconds. The value for the spread is quoted in basis points (0.01%).

Book Depths

10BPS Depth (top of book)

Rank	Venue	Depth (1K EUR)	Change
1	XMAD	122.2	-19.5
2	AQEU	38.2	+4.2
3	CEUX	24.7	-7.8
4	TQEX	1.9	-1.6

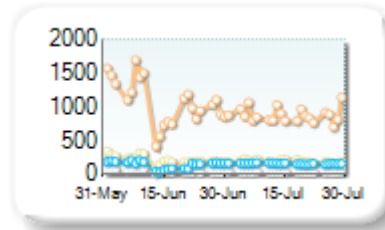
Monthly Depth Trend



50BPS Depth (deeper into book)

Rank	Venue	Depth (1K EUR)	Change
1	XMAD	874.6	-189.4
2	CEUX	193.1	-23.7
3	AQEU	159.3	+19.4
4	TQEX	39.0	-13.0

Monthly Depth Trend



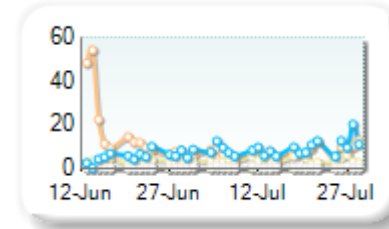
Market depth measures the amount of visible liquidity (bids and offers) in the order book within 10 or 50 BPS of mid price. The result is averaged over the stocks in the index and is based on measurements of the order book every 30 seconds. This is quoted in '000s of EUR.

Best Prices

At touch

Rank	Venue	Best Price (%)	Change
1	AQEU	9.06	+4.81
2	XMAD	6.81	-10.06
3	CEUX	3.62	+0.58
4	TQEX	0.28	+0.13
5	CHIX	0.00	+0.00
6	TRQX	0.00	+0.00
7	BATE	0.00	+0.00
8	AQXE	0.00	+0.00

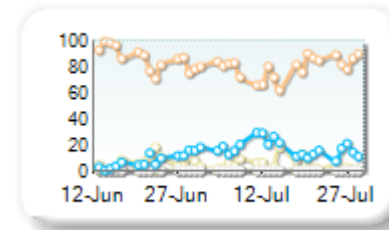
Best Prices Trend



25k EUR deal

Rank	Venue	Best Price (%)	Change
1	XMAD	78.93	-6.72
2	AQEU	16.66	+9.44
3	CEUX	4.24	-2.11
4	TQEX	0.02	-0.34
5	CHIX	0.00	+0.00
6	TRQX	0.00	+0.00
7	BATE	0.00	+0.00
8	AQXE	0.00	+0.00

Best Prices Trend

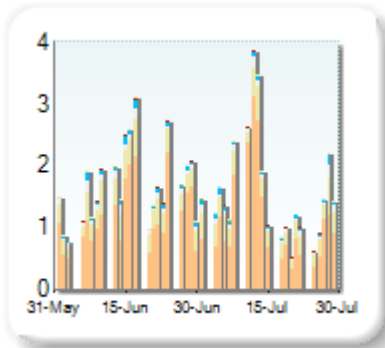


Best Price % measures how often each venue posts an absolute best price (no ties) for stocks. The result is averaged over the stocks in the index and is based on measurements of the order book every 5 seconds.

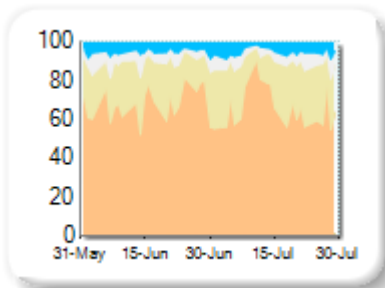
Market Share

Rank	Venue	Market Share	Change
1	XMAD	69.86%	+0.78
2	CEUX	20.05%	-0.31
3	TQEX	5.05%	-0.22
4	AQEU	4.92%	-0.28
5	TRQX	0.06%	+0.04
6	BATE	0.04%	-0.02
7	CHIX	0.02%	+0.00
8	AQXE	0.00%	0.00

Volume Trend



Market Share Trend



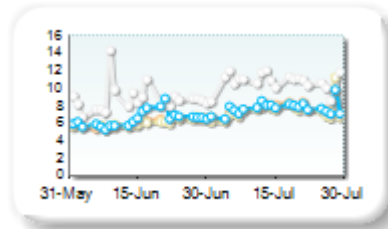
Market share is based on on-book value traded during continuous trading. The share is calculated by averaging over all stocks in the index. The current value shown is for last week and the change is relative to the previous week.

Spreads

At touch

Rank	Venue	Spread (bps)	Change
1	CEUX	7.54	+1.46
2	XMAD	7.74	+1.62
3	AQEU	7.79	+1.24
4	TQEX	12.16	+3.31
5	AQXE	500.81	+3.74

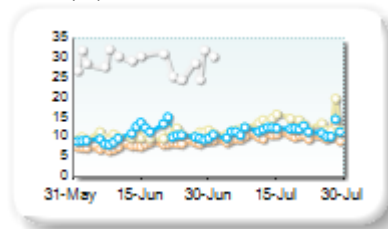
Monthly Spread Trend



25k EUR deal

Rank	Venue	Spread (bps)	Change
1	XMAD	10.04	+2.15
2	AQEU	11.57	+1.15
3	CEUX	13.11	+2.66
4	TQEX	49.26	+17.48

Monthly Spread Trend



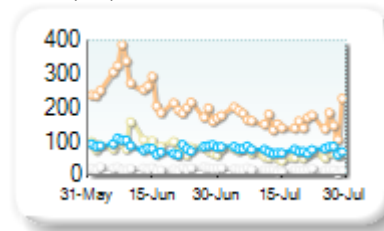
Spreads measure the bid to offer spread of the best visible orders in the book. The result is averaged over the stocks in the index and is based on measurements of the order books every 30 seconds. The value for the spread is quoted in basis points (0.01%).

Book Depths

10BPS Depth (top of book)

Rank	Venue	Depth (1K EUR)	Change
1	XMAD	163.1	-75.4
2	AQEU	74.4	-9.0
3	CEUX	62.9	-23.4
4	TQEX	16.7	-3.4

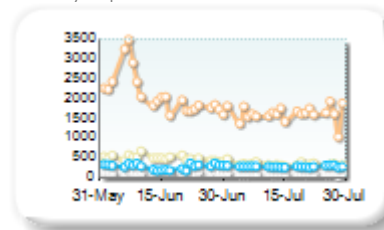
Monthly Depth Trend



50BPS Depth (deeper into book)

Rank	Venue	Depth (1K EUR)	Change
1	XMAD	1,619.0	-484.7
2	CEUX	331.7	-153.3
3	AQEU	272.3	+1.9
4	TQEX	78.0	-40.7

Monthly Depth Trend



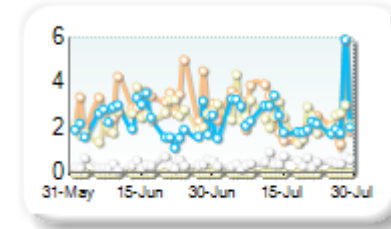
Market depth measures the amount of visible liquidity (bids and offers) in the order book within 10 or 50 BPS of mid price. The result is averaged over the stocks in the index and is based on measurements of the order book every 30 seconds. This is quoted in '000s of EUR.

Best Prices

At touch

Rank	Venue	Best Price (%)	Change
1	XMAD	2.58	-0.11
2	CEUX	2.52	+0.22
3	AQEU	2.50	-0.35
4	TQEX	0.49	+0.12
5	CHIX	0.00	+0.00
6	TRQX	0.00	+0.00
7	BATE	0.00	+0.00
8	AQXE	0.00	+0.00

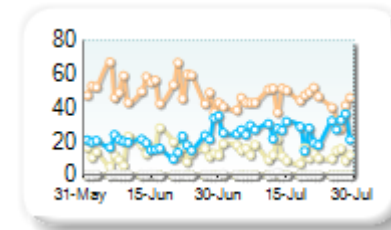
Best Prices Trend



25k EUR deal

Rank	Venue	Best Price (%)	Change
1	XMAD	43.79	-7.62
2	AQEU	26.25	+6.22
3	CEUX	13.17	-0.73
4	TQEX	0.34	-0.04
5	CHIX	0.00	+0.00
6	TRQX	0.00	+0.00
7	BATE	0.00	+0.00
8	AQXE	0.00	+0.00

Best Prices Trend

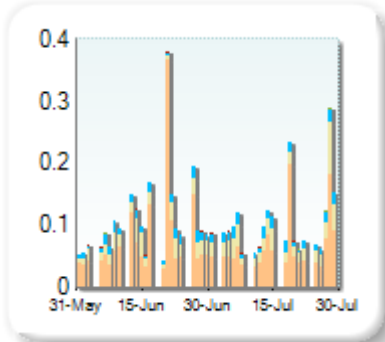


Best Price % measures how often each venue posts an absolute best price (no ties) for stocks. The result is averaged over the stocks in the index and is based on measurements of the order book every 5 seconds.

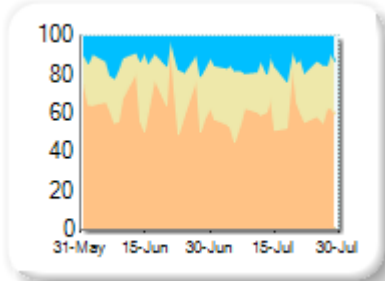
Market Share

Rank	Venue	Market Share	Change
1	XMAD	61.12%	-8.74
2	CEUX	24.89%	+6.12
3	AQEU	13.95%	+2.60
4	CHIX	0.02%	+0.01
5	BATE	0.02%	+0.02

Volume Trend



Market Share Trend



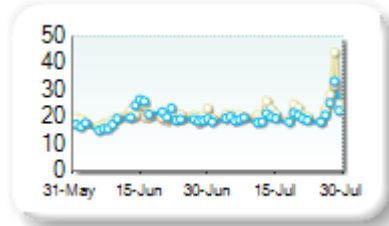
Market share is based on on-book value traded during continuous trading. The share is calculated by averaging over all stocks in the index. The current value shown is for last week and the change is relative to the previous week.

Spreads

At touch

Rank	Venue	Spread (bps)	Change
1	AQEU	20.51	+0.93
2	XMAD	21.31	+2.23
3	CEUX	22.77	+2.43

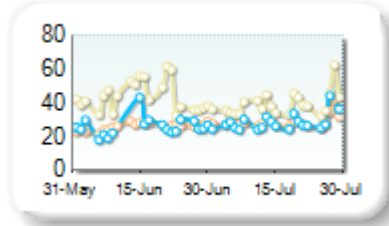
Monthly Spread Trend



25k EUR deal

Rank	Venue	Spread (bps)	Change
1	AQEU	28.28	+2.54
2	XMAD	28.94	+3.10
3	CEUX	39.13	-4.67

Monthly Spread Trend



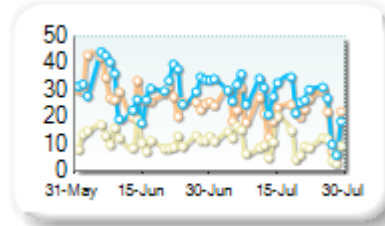
Spreads measure the bid to offer spread of the best visible orders in the book. The result is averaged over the stocks in the index and is based on measurements of the order books every 30 seconds. The value for the spread is quoted in basis points (0.01%).

Book Depths

10BPS Depth (top of book)

Rank	Venue	Depth (1K EUR)	Change
1	AQEU	26.6	-4.9
2	XMAD	21.4	-7.0
3	CEUX	10.2	-1.5

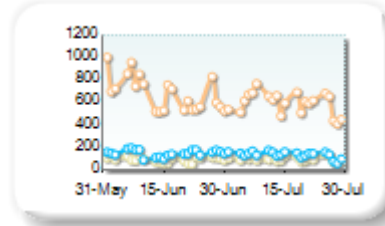
Monthly Depth Trend



50BPS Depth (deeper into book)

Rank	Venue	Depth (1K EUR)	Change
1	XMAD	593.0	-85.7
2	AQEU	137.8	-13.9
3	CEUX	101.2	+5.7

Monthly Depth Trend



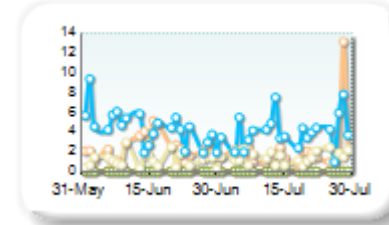
Market depth measures the amount of visible liquidity (bids and offers) in the order book within 10 or 50 BPS of mid price. The result is averaged over the stocks in the index and is based on measurements of the order book every 30 seconds. This is quoted in '000s of EUR.

Best Prices

At touch

Rank	Venue	Best Price (%)	Change
1	AQEU	4.03	-0.41
2	XMAD	2.12	+0.61
3	CEUX	1.40	+0.06
4	CHIX	0.00	+0.00
5	BATE	0.00	+0.00

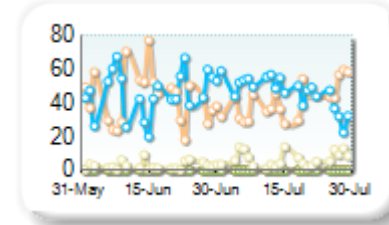
Best Prices Trend



25k EUR deal

Rank	Venue	Best Price (%)	Change
1	AQEU	46.10	+0.16
2	XMAD	41.27	-1.25
3	CEUX	6.69	+3.84
4	CHIX	0.00	+0.00
5	BATE	0.00	+0.00

Best Prices Trend

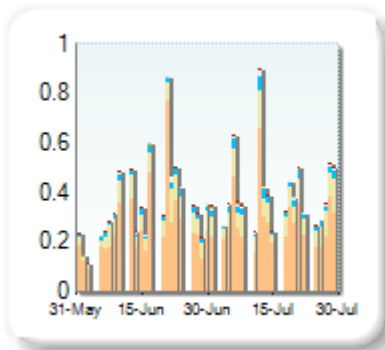


Best Price % measures how often each venue posts an absolute best price (no ties) for stocks. The result is averaged over the stocks in the index and is based on measurements of the order book every 5 seconds.

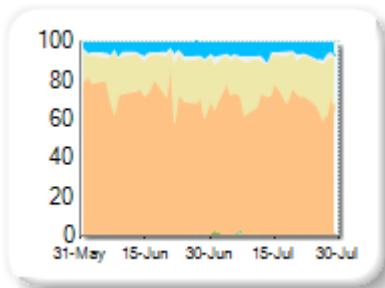
Market Share

Rank	Venue	Market Share	Change
1	XMAD	69.68%	-3.67
2	CEUX	20.90%	+1.79
3	AQEU	6.44%	+1.20
4	TQEX	2.23%	+0.27
5	BATE	0.37%	+0.16
6	TRQX	0.29%	+0.22
7	CHIX	0.10%	+0.03
8	AQXE	0.00%	0.00

Volume Trend



Market Share Trend



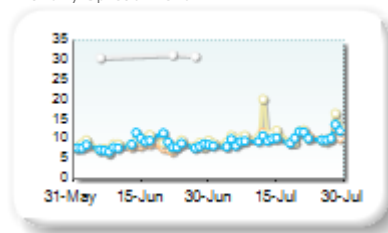
Market share is based on on-book value traded during continuous trading. The share is calculated by averaging over all stocks in the index. The current value shown is for last week and the change is relative to the previous week.

Spreads

At touch

Rank	Venue	Spread (bps)	Change
1	AQEU	10.04	+1.51
2	XMAD	10.04	+2.17
3	CEUX	11.26	+2.53
4	TQEX	52.54	+13.96

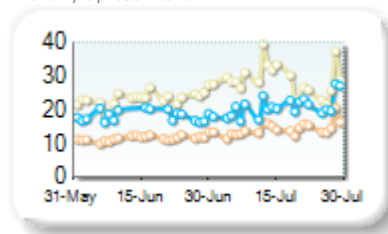
Monthly Spread Trend



25k EUR deal

Rank	Venue	Spread (bps)	Change
1	XMAD	14.36	+2.73
2	AQEU	20.82	+2.65
3	CEUX	28.63	+5.57

Monthly Spread Trend



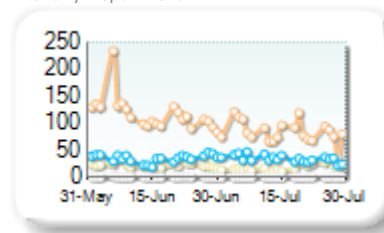
Spreads measure the bid to offer spread of the best visible orders in the book. The result is averaged over the stocks in the index and is based on measurements of the order books every 30 seconds. The value for the spread is quoted in basis points (0.01%).

Book Depths

10BPS Depth (top of book)

Rank	Venue	Depth (1K EUR)	Change
1	XMAD	83.9	-32.8
2	AQEU	34.2	-0.7
3	CEUX	18.3	-4.9
4	TQEX	0.5	-0.3

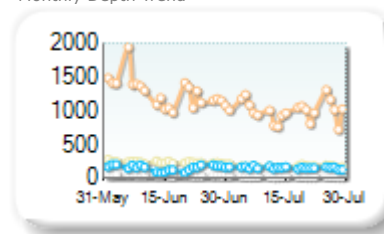
Monthly Depth Trend



50BPS Depth (deeper into book)

Rank	Venue	Depth (1K EUR)	Change
1	XMAD	996.5	-262.5
2	CEUX	176.3	-59.7
3	AQEU	155.9	+2.7
4	TQEX	31.3	-20.8

Monthly Depth Trend



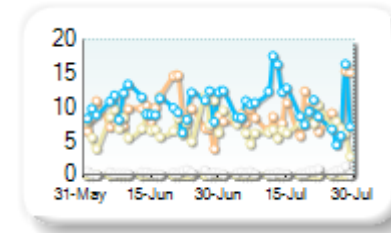
Market depth measures the amount of visible liquidity (bids and offers) in the order book within 10 or 50 BPS of mid price. The result is averaged over the stocks in the index and is based on measurements of the order book every 30 seconds. This is quoted in '000s of EUR.

Best Prices

At touch

Rank	Venue	Best Price (%)	Change
1	AQEU	10.35	+0.33
2	XMAD	9.01	+0.26
3	CEUX	6.95	-1.13
4	TQEX	0.44	+0.08
5	CHIX	0.00	+0.00
6	TRQX	0.00	+0.00
7	BATE	0.00	+0.00
8	AQXE	0.00	+0.00

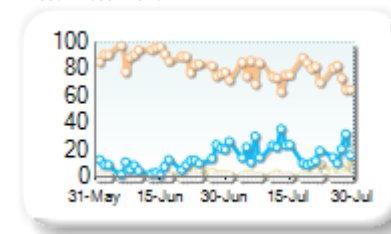
Best Prices Trend



25k EUR deal

Rank	Venue	Best Price (%)	Change
1	XMAD	76.28	-10.48
2	AQEU	19.24	+9.19
3	CEUX	3.96	+0.92
4	TQEX	0.01	+0.00
5	CHIX	0.00	+0.00
6	TRQX	0.00	+0.00
7	BATE	0.00	+0.00
8	AQXE	0.00	+0.00

Best Prices Trend

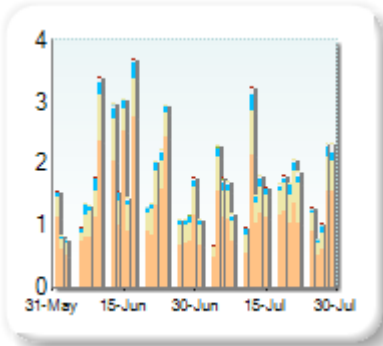


Best Price % measures how often each venue posts an absolute best price (no ties) for stocks. The result is averaged over the stocks in the index and is based on measurements of the order book every 5 seconds.

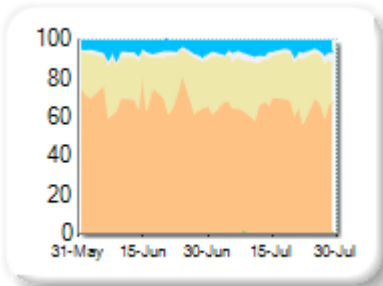
Market Share

Rank	Venue	Market Share	Change
1	XMAD	65.19%	-4.71
2	CEUX	24.75%	+3.21
3	AQEU	6.33%	+0.06
4	TQEX	3.24%	+1.11
5	BATE	0.22%	+0.14
6	TRQX	0.18%	+0.15
7	CHIX	0.09%	+0.04
8	AQXE	0.00%	0.00

Volume Trend



Market Share Trend



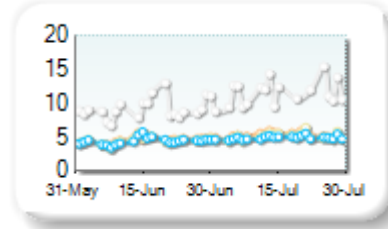
Market share is based on on-book value traded during continuous trading. The share is calculated by averaging over all stocks in the index. The current value shown is for last week and the change is relative to the previous week.

Spreads

At touch

Rank	Venue	Spread (bps)	Change
1	AQEU	4.90	+0.48
2	CEUX	5.04	+0.64
3	XMAD	5.29	+0.74
4	TQEX	12.87	+3.17
5	BATE	355.89	+146.13
6	CHIX	357.25	+82.37
7	AQXE	500.69	-0.11
8	TRQX	501.00	+0.00

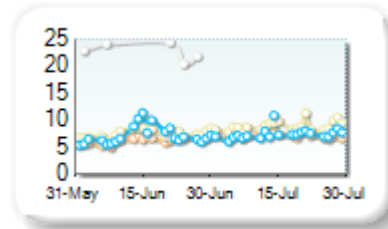
Monthly Spread Trend



25k EUR deal

Rank	Venue	Spread (bps)	Change
1	XMAD	7.18	+0.90
2	AQEU	7.43	+0.26
3	CEUX	8.92	+1.46
4	TQEX	48.79	+21.12

Monthly Spread Trend



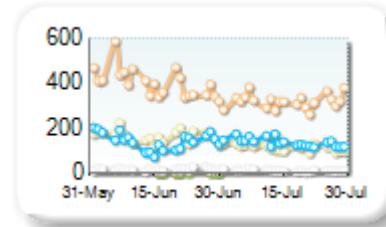
Spreads measure the bid to offer spread of the best visible orders in the book. The result is averaged over the stocks in the index and is based on measurements of the order books every 30 seconds. The value for the spread is quoted in basis points (0.01%).

Book Depths

10BPS Depth (top of book)

Rank	Venue	Depth (1K EUR)	Change
1	XMAD	319.3	-79.8
2	AQEU	137.5	-5.5
3	CEUX	114.6	-49.7
4	TQEX	13.8	-5.1
5	CHIX	0.1	+0.0
6	AQXE	0.0	+0.0

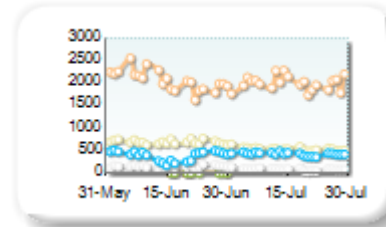
Monthly Depth Trend



50BPS Depth (deeper into book)

Rank	Venue	Depth (1K EUR)	Change
1	XMAD	1,998.1	-57.2
2	CEUX	537.8	-154.5
3	AQEU	428.7	+40.1
4	TQEX	93.4	-60.0
5	BATE	3.7	+0.1
6	CHIX	2.6	-0.3
7	AQXE	0.0	+0.0

Monthly Depth Trend



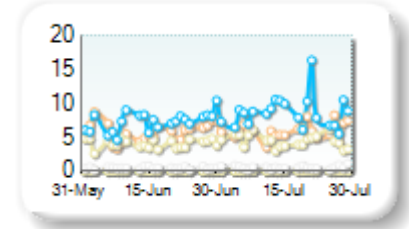
Market depth measures the amount of visible liquidity (bids and offers) in the order book within 10 or 50 BPS of mid price. The result is averaged over the stocks in the index and is based on measurements of the order book every 30 seconds. This is quoted in '000s of EUR.

Best Prices

At touch

Rank	Venue	Best Price (%)	Change
1	AQEU	8.65	+1.05
2	XMAD	5.90	+1.52
3	CEUX	4.42	+0.38
4	TQEX	0.55	+0.03
5	AQXE	0.00	0.00
6	BATE	0.00	0.00
7	CHIX	0.00	-0.01
8	TRQX	0.00	+0.00

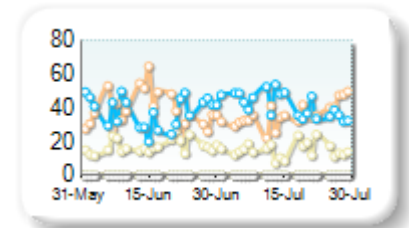
Best Prices Trend



25k EUR deal

Rank	Venue	Best Price (%)	Change
1	AQEU	41.35	+3.72
2	XMAD	35.83	-2.78
3	CEUX	14.92	-2.23
4	TQEX	0.06	+0.01
5	CHIX	0.00	0.00
6	TRQX	0.00	+0.00
7	BATE	0.00	+0.00
8	AQXE	0.00	+0.00

Best Prices Trend

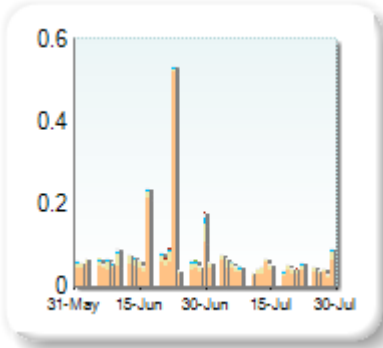


Best Price % measures how often each venue posts an absolute best price (no ties) for stocks. The result is averaged over the stocks in the index and is based on measurements of the order book every 5 seconds.

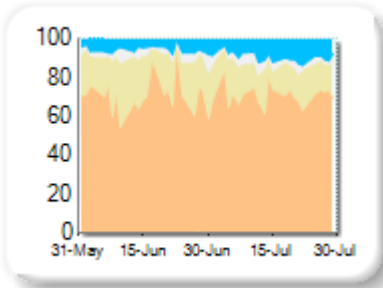
Market Share

Rank	Venue	Market Share	Change
1	XMAD	71.04%	-5.83
2	CEUX	16.25%	+0.62
3	AQEU	9.34%	+4.74
4	TQEX	3.35%	+0.52
5	TRQX	0.02%	+0.02
6	BATE	0.00%	-0.05
7	CHIX	0.00%	-0.02

Volume Trend



Market Share Trend



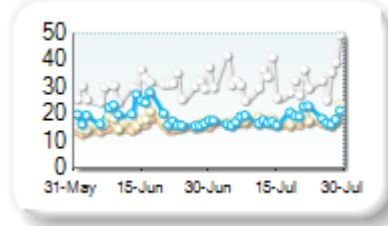
Market share is based on on-book value traded during continuous trading. The share is calculated by averaging over all stocks in the index. The current value shown is for last week and the change is relative to the previous week.

Spreads

At touch

Rank	Venue	Spread (bps)	Change
1	XMAD	16.80	+1.78
2	CEUX	18.00	+1.21
3	AQEU	18.37	-1.33
4	TQEX	33.07	+2.71

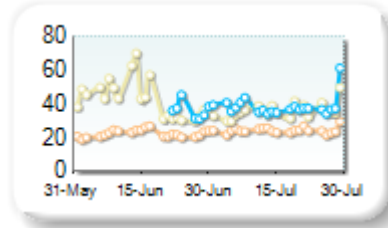
Monthly Spread Trend



25k EUR deal

Rank	Venue	Spread (bps)	Change
1	XMAD	24.15	+1.87
2	CEUX	35.79	-6.78
3	AQEU	38.14	+2.21

Monthly Spread Trend



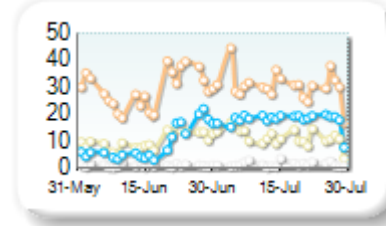
Spreads measure the bid to offer spread of the best visible orders in the book. The result is averaged over the stocks in the index and is based on measurements of the order books every 30 seconds. The value for the spread is quoted in basis points (0.01%).

Book Depths

10BPS Depth (top of book)

Rank	Venue	Depth (1K EUR)	Change
1	XMAD	30.4	+1.2
2	AQEU	18.0	+8.8
3	CEUX	11.6	+1.6
4	TQEX	1.6	+0.4

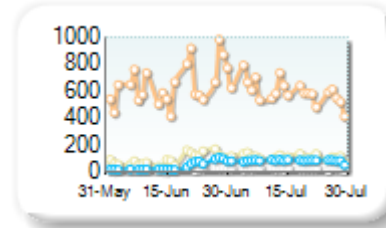
Monthly Depth Trend



50BPS Depth (deeper into book)

Rank	Venue	Depth (1K EUR)	Change
1	XMAD	596.9	-50.9
2	CEUX	112.8	+18.0
3	AQEU	85.9	+41.0
4	TQEX	26.7	+5.7

Monthly Depth Trend



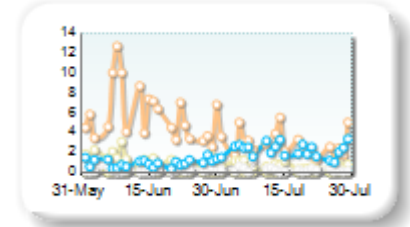
Market depth measures the amount of visible liquidity (bids and offers) in the order book within 10 or 50 BPS of mid price. The result is averaged over the stocks in the index and is based on measurements of the order book every 30 seconds. This is quoted in '000s of EUR.

Best Prices

At touch

Rank	Venue	Best Price (%)	Change
1	XMAD	2.86	-2.52
2	AQEU	2.21	+1.50
3	CEUX	0.62	-0.68
4	TQEX	0.24	+0.08
5	CHIX	0.00	+0.00
6	TRQX	0.00	+0.00
7	BATE	0.00	+0.00
8	AQXE	0.00	+0.00

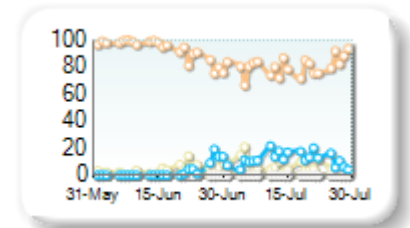
Best Prices Trend



25k EUR deal

Rank	Venue	Best Price (%)	Change
1	XMAD	80.54	-11.86
2	AQEU	12.07	+9.02
3	CEUX	7.10	+2.86
4	CHIX	0.00	+0.00
5	TRQX	0.00	+0.00
6	BATE	0.00	+0.00
7	AQXE	0.00	+0.00
8	TQEX	0.00	-0.01

Best Prices Trend

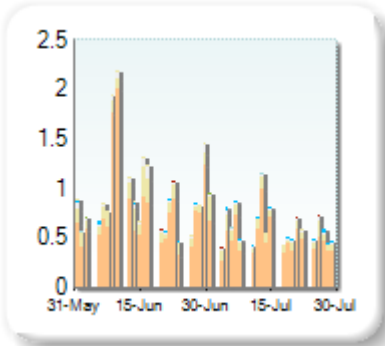


Best Price % measures how often each venue posts an absolute best price (no ties) for stocks. The result is averaged over the stocks in the index and is based on measurements of the order book every 5 seconds.

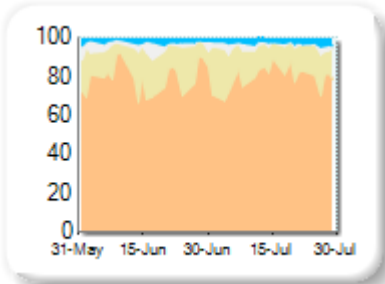
Market Share

Rank	Venue	Market Share	Change
1	XMAD	79.41%	-1.26
2	CEUX	15.50%	+1.71
3	AQEU	2.90%	+0.76
4	TQEX	2.18%	-1.20
5	BATE	0.01%	+0.00
6	TRQX	0.00%	+0.00
7	CHIX	0.00%	0.00
8	AQXE	0.00%	0.00

Volume Trend



Market Share Trend



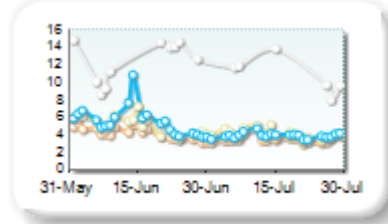
Market share is based on on-book value traded during continuous trading. The share is calculated by averaging over all stocks in the index. The current value shown is for last week and the change is relative to the previous week.

Spreads

At touch

Rank	Venue	Spread (bps)	Change
1	XMAD	3.55	-0.70
2	AQEU	3.96	-2.09
3	CEUX	4.14	-0.96
4	TQEX	19.20	+1.13

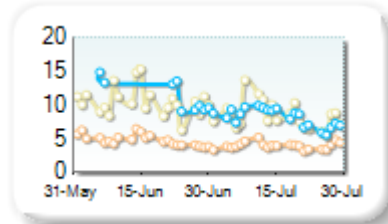
Monthly Spread Trend



25k EUR deal

Rank	Venue	Spread (bps)	Change
1	XMAD	3.95	-0.83
2	AQEU	8.08	-10.76
3	CEUX	8.37	-2.09
4	TQEX	44.21	+2.24

Monthly Spread Trend



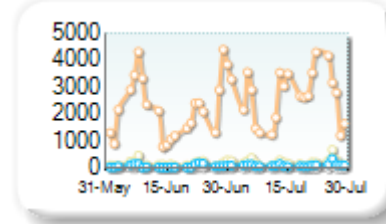
Spreads measure the bid to offer spread of the best visible orders in the book. The result is averaged over the stocks in the index and is based on measurements of the order books every 30 seconds. The value for the spread is quoted in basis points (0.01%).

Book Depths

10BPS Depth (top of book)

Rank	Venue	Depth (1K EUR)	Change
1	XMAD	2,693.1	+456.2
2	CEUX	226.5	+52.5
3	AQEU	115.0	+35.6
4	TQEX	27.4	-1.3

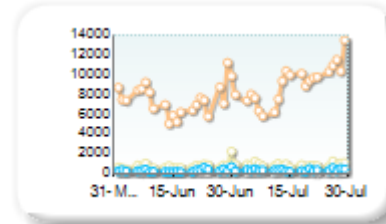
Monthly Depth Trend



50BPS Depth (deeper into book)

Rank	Venue	Depth (1K EUR)	Change
1	XMAD	9,098.5	+1,595.3
2	CEUX	857.2	+124.9
3	AQEU	312.3	+47.4
4	TQEX	138.9	-34.6

Monthly Depth Trend



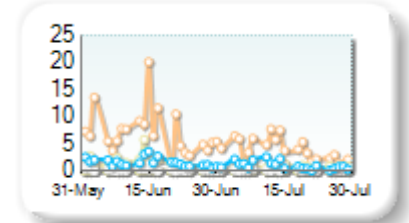
Market depth measures the amount of visible liquidity (bids and offers) in the order book within 10 or 50 BPS of mid price. The result is averaged over the stocks in the index and is based on measurements of the order book every 30 seconds. This is quoted in '000s of EUR.

Best Prices

At touch

Rank	Venue	Best Price (%)	Change
1	XMAD	4.00	-3.80
2	AQEU	1.02	-0.31
3	CEUX	0.66	-0.78
4	TQEX	0.16	-0.01
5	CHIX	0.00	+0.00
6	TRQX	0.00	+0.00
7	BATE	0.00	+0.00
8	AQXE	0.00	+0.00

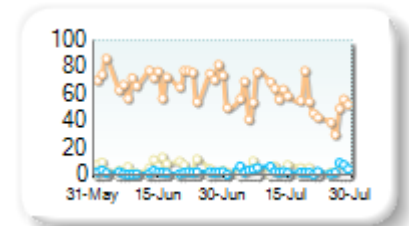
Best Prices Trend



25k EUR deal

Rank	Venue	Best Price (%)	Change
1	XMAD	55.16	-15.70
2	CEUX	3.76	-2.08
3	AQEU	3.43	+1.44
4	TQEX	0.09	-0.07
5	CHIX	0.00	+0.00
6	TRQX	0.00	+0.00
7	BATE	0.00	+0.00
8	AQXE	0.00	+0.00

Best Prices Trend

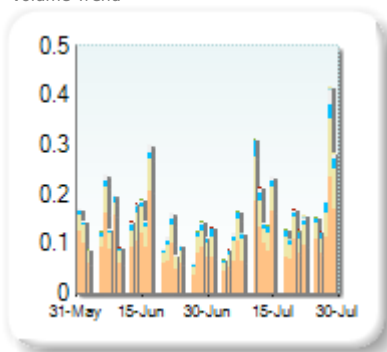


Best Price % measures how often each venue posts an absolute best price (no ties) for stocks. The result is averaged over the stocks in the index and is based on measurements of the order book every 5 seconds.

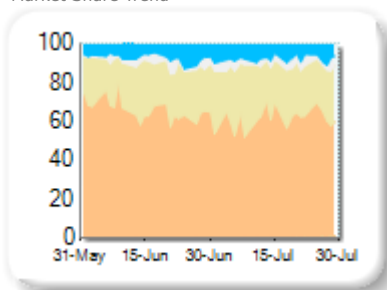
Market Share

Rank	Venue	Market Share	Change
1	XMAD	60.85%	-5.42
2	CEUX	27.06%	+3.60
3	AQEU	7.86%	+1.16
4	TQEX	3.86%	+0.42
5	TRQX	0.21%	+0.19
6	BATE	0.10%	+0.00
7	CHIX	0.05%	+0.04
8	AQXE	0.00%	+0.00

Volume Trend



Market Share Trend



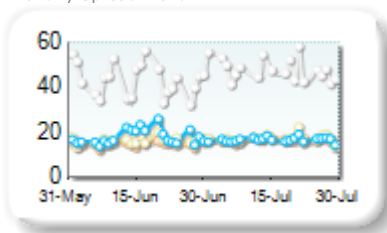
Market share is based on on-book value traded during continuous trading. The share is calculated by averaging over all stocks in the index. The current value shown is for last week and the change is relative to the previous week.

Spreads

At touch

Rank	Venue	Spread (bps)	Change
1	XMAD	16.47	+1.80
2	AQEU	16.70	-1.15
3	CEUX	17.30	+1.03
4	TQEX	49.12	+5.94

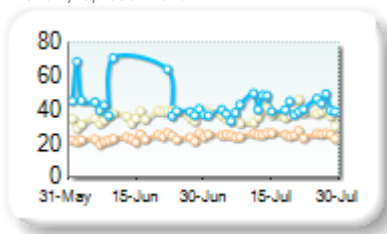
Monthly Spread Trend



25k EUR deal

Rank	Venue	Spread (bps)	Change
1	XMAD	25.12	+2.12
2	CEUX	36.93	+1.05
3	AQEU	41.48	-20.09

Monthly Spread Trend



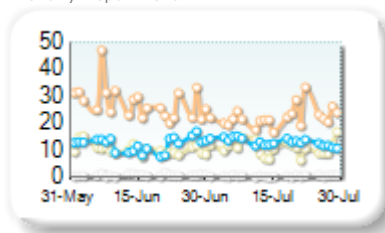
Spreads measure the bid to offer spread of the best visible orders in the book. The result is averaged over the stocks in the index and is based on measurements of the order books every 30 seconds. The value for the spread is quoted in basis points (0.01%).

Book Depths

10BPS Depth (top of book)

Rank	Venue	Depth (1K EUR)	Change
1	XMAD	22.3	-5.1
2	AQEU	13.0	+0.8
3	CEUX	10.9	+0.6
4	TQEX	0.6	-0.3

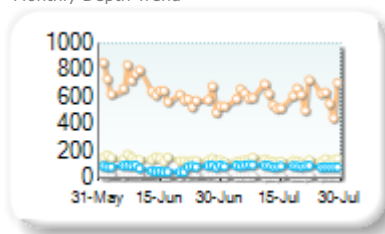
Monthly Depth Trend



50BPS Depth (deeper into book)

Rank	Venue	Depth (1K EUR)	Change
1	XMAD	597.8	-50.5
2	CEUX	129.2	-12.4
3	AQEU	88.5	+13.0
4	TQEX	16.7	-8.6

Monthly Depth Trend



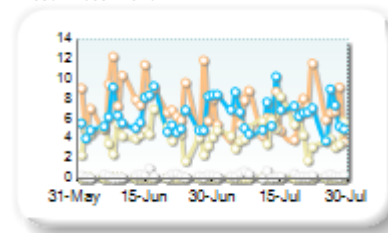
Market depth measures the amount of visible liquidity (bids and offers) in the order book within 10 or 50 BPS of mid price. The result is averaged over the stocks in the index and is based on measurements of the order book every 30 seconds. This is quoted in '000s of EUR.

Best Prices

At touch

Rank	Venue	Best Price (%)	Change
1	AQEU	6.63	-0.57
2	XMAD	6.59	-2.05
3	CEUX	4.47	+0.98
4	TQEX	0.28	+0.09
5	CHIX	0.00	+0.00
6	TRQX	0.00	+0.00
7	BATE	0.00	+0.00
8	AQXE	0.00	+0.00

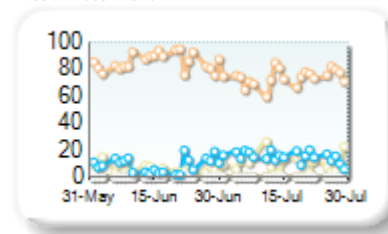
Best Prices Trend



25k EUR deal

Rank	Venue	Best Price (%)	Change
1	XMAD	73.75	-11.53
2	AQEU	15.24	+6.21
3	CEUX	10.73	+5.11
4	CHIX	0.00	+0.00
5	TRQX	0.00	+0.00
6	BATE	0.00	+0.00
7	AQXE	0.00	+0.00
8	TQEX	0.00	-0.03

Best Prices Trend

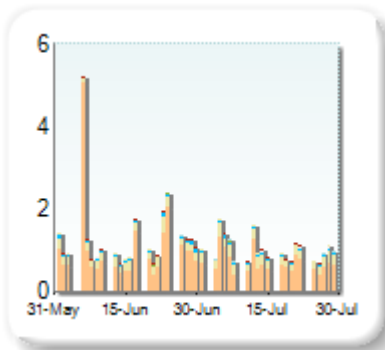


Best Price % measures how often each venue posts an absolute best price (no ties) for stocks. The result is averaged over the stocks in the index and is based on measurements of the order book every 5 seconds.

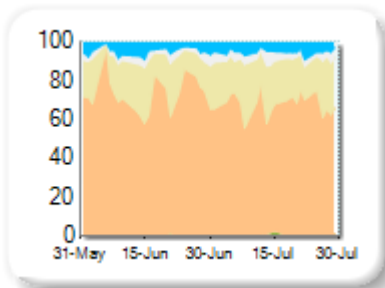
Market Share

Rank	Venue	Market Share	Change
1	XMAD	68.10%	-9.11
2	CEUX	22.21%	+6.74
3	AQEU	5.11%	+0.71
4	TQEX	4.09%	+1.34
5	BATE	0.25%	+0.17
6	TRQX	0.18%	+0.16
7	CHIX	0.05%	-0.02
8	AQXE	0.00%	0.00

Volume Trend



Market Share Trend



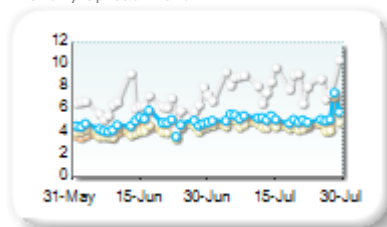
Market share is based on on-book value traded during continuous trading. The share is calculated by averaging over all stocks in the index. The current value shown is for last week and the change is relative to the previous week.

Spreads

At touch

Rank	Venue	Spread (bps)	Change
1	CEUX	4.71	+0.63
2	XMAD	4.88	+0.80
3	AQEU	5.29	+0.60
4	TQEX	9.71	+3.27
5	CHIX	500.36	n/a
6	AQXE	501.00	+0.19

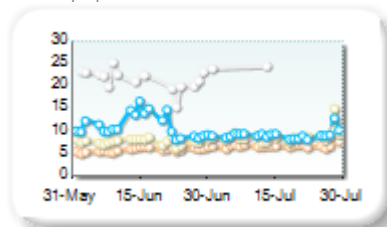
Monthly Spread Trend



25k EUR deal

Rank	Venue	Spread (bps)	Change
1	XMAD	6.90	+0.98
2	CEUX	8.84	+1.06
3	AQEU	9.14	-2.07
4	TQEX	42.60	+18.69

Monthly Spread Trend



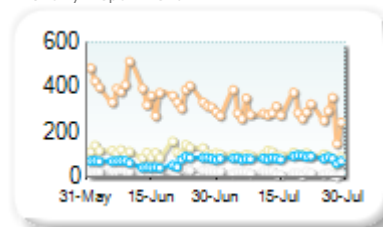
Spreads measure the bid to offer spread of the best visible orders in the book. The result is averaged over the stocks in the index and is based on measurements of the order books every 30 seconds. The value for the spread is quoted in basis points (0.01%).

Book Depths

10BPS Depth (top of book)

Rank	Venue	Depth (1K EUR)	Change
1	XMAD	289.9	-77.9
2	CEUX	97.4	-16.5
3	AQEU	83.7	+17.0
4	TQEX	19.8	-7.6

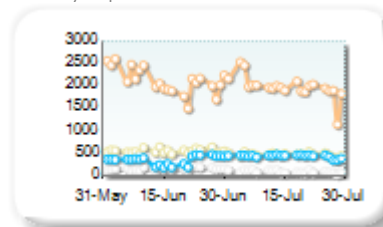
Monthly Depth Trend



50BPS Depth (deeper into book)

Rank	Venue	Depth (1K EUR)	Change
1	XMAD	1,976.9	-138.5
2	CEUX	479.8	-79.0
3	AQEU	445.4	+88.8
4	TQEX	103.8	-61.5
5	BATE	7.7	+0.2
6	CHIX	6.4	+0.0

Monthly Depth Trend



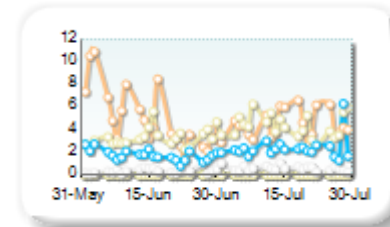
Market depth measures the amount of visible liquidity (bids and offers) in the order book within 10 or 50 BPS of mid price. The result is averaged over the stocks in the index and is based on measurements of the order book every 30 seconds. This is quoted in '000s of EUR.

Best Prices

At touch

Rank	Venue	Best Price (%)	Change
1	XMAD	4.41	+0.68
2	CEUX	4.32	+1.25
3	AQEU	2.36	+0.61
4	TQEX	0.60	+0.19
5	CHIX	0.00	0.00
6	TRQX	0.00	+0.00
7	BATE	0.00	+0.00
8	AQXE	0.00	+0.00

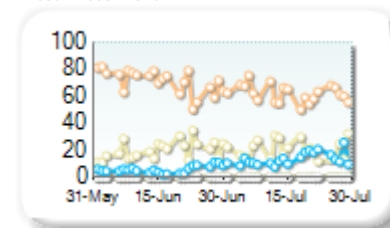
Best Prices Trend



25k EUR deal

Rank	Venue	Best Price (%)	Change
1	XMAD	61.85	-8.92
2	CEUX	20.40	+0.20
3	AQEU	13.67	+7.84
4	TQEX	0.15	-0.03
5	CHIX	0.00	+0.00
6	TRQX	0.00	+0.00
7	BATE	0.00	+0.00
8	AQXE	0.00	+0.00

Best Prices Trend



Best Price % measures how often each venue posts an absolute best price (no ties) for stocks. The result is averaged over the stocks in the index and is based on measurements of the order book every 5 seconds.