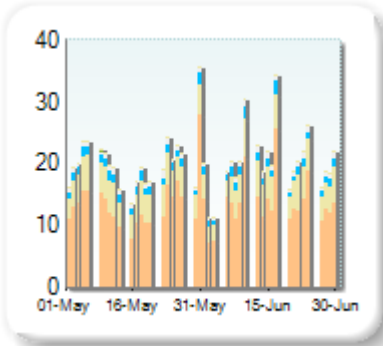


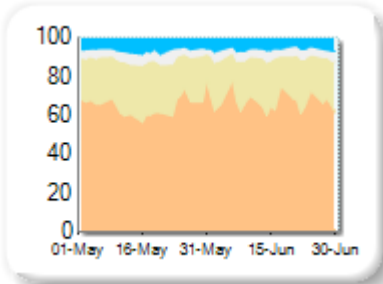
Market Share

Rank	Venue	Market Share	Change
1	XMAD	66.63%	+1.08
2	CEUX	22.60%	-0.78
3	AQEU	5.99%	-0.23
4	TQEX	4.60%	-0.01
5	BATE	0.10%	+0.04
6	CHIX	0.04%	-0.06
7	TRQX	0.03%	-0.02
8	AQXE	0.00%	-0.03

Volume Trend



Market Share Trend



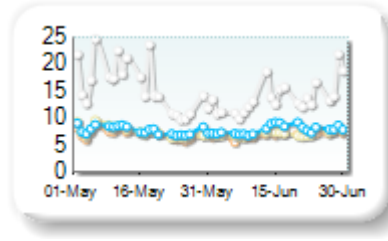
Market share is based on on-book value traded during continuous trading. The share is calculated by averaging over all stocks in the index. The current value shown is for last week and the change is relative to the previous week.

Spreads

At touch

Rank	Venue	Spread (bps)	Change
1	XMAD	6.98	-0.13
2	CEUX	7.13	-0.38
3	AQEU	7.89	+0.14
4	TQEX	13.81	-2.01
5	BATE	137.19	-361.86
6	CHIX	190.09	n/a
7	AQXE	497.60	+41.01

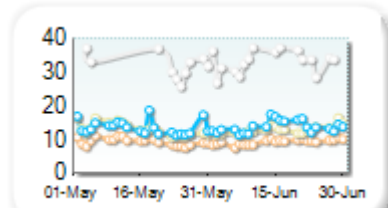
Monthly Spread Trend



25k EUR deal

Rank	Venue	Spread (bps)	Change
1	XMAD	9.33	-0.09
2	CEUX	12.80	-0.25
3	AQEU	13.76	+0.28
4	TQEX	35.47	-3.71

Monthly Spread Trend



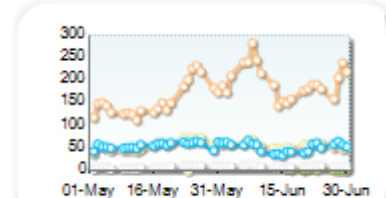
Spreads measure the bid to offer spread of the best visible orders in the book. The result is averaged over the stocks in the index and is based on measurements of the order books every 30 seconds. The value for the spread is quoted in basis points (0.01%).

Book Depths

10BPS Depth (top of book)

Rank	Venue	Depth (1K EUR)	Change
1	XMAD	196.5	+40.5
2	CEUX	55.9	-0.6
3	AQEU	52.5	-3.9
4	TQEX	10.1	+1.0
5	TRQX	7.0	+1.1
6	BATE	2.7	+1.3
7	CHIX	2.5	-0.1
8	AQXE	0.2	+0.0

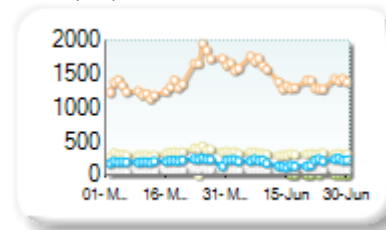
Monthly Depth Trend



50BPS Depth (deeper into book)

Rank	Venue	Depth (1K EUR)	Change
1	XMAD	1,450.6	+31.2
2	CEUX	318.4	-16.4
3	AQEU	193.6	-13.5
4	TQEX	80.0	+1.1
5	TRQX	12.9	+1.5
6	BATE	7.0	+2.7
7	CHIX	5.7	+1.8
8	AQXE	1.6	+0.4

Monthly Depth Trend



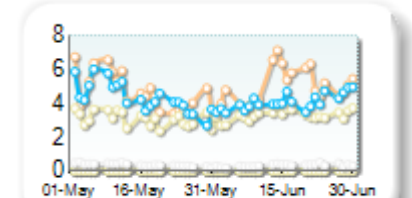
Market depth measures the amount of visible liquidity (bids and offers) in the order book within 10 or 50 BPS of mid price. The result is averaged over the stocks in the index and is based on measurements of the order book every 30 seconds. This is quoted in '000s of EUR.

Best Prices

At touch

Rank	Venue	Best Price (%)	Change
1	XMAD	4.96	+0.82
2	AQEU	4.07	-0.49
3	CEUX	3.27	+0.25
4	TQEX	0.34	-0.02
5	TRQX	0.01	+0.01
6	CHIX	0.00	+0.00
7	BATE	0.00	0.00
8	AQXE	0.00	0.00

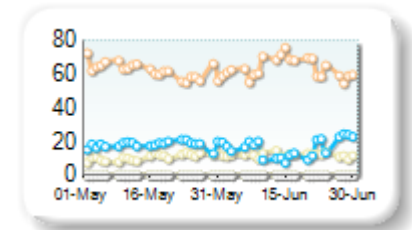
Best Prices Trend



25k EUR deal

Rank	Venue	Best Price (%)	Change
1	XMAD	63.15	+1.29
2	AQEU	16.21	-2.00
3	CEUX	12.00	+1.26
4	TQEX	0.15	+0.01
5	TRQX	0.00	+0.00
6	CHIX	0.00	+0.00
7	BATE	0.00	+0.00
8	AQXE	0.00	+0.00

Best Prices Trend

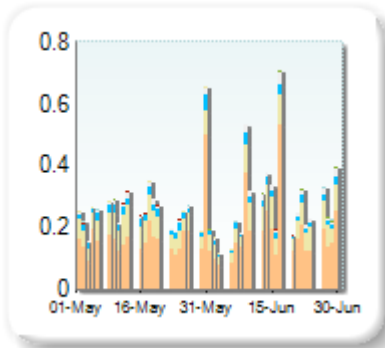


Best Price % measures how often each venue posts an absolute best price (no ties) for stocks. The result is averaged over the stocks in the index and is based on measurements of the order book every 5 seconds.

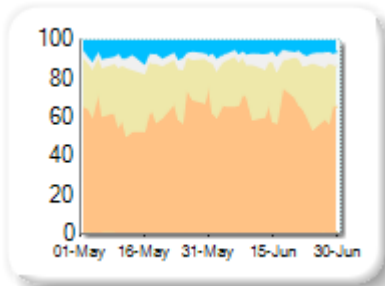
Market Share

Rank	Venue	Market Share	Change
1	XMAD	64.49%	+1.75
2	CEUX	23.17%	-1.47
3	AQEU	6.51%	-1.46
4	TQEX	5.75%	+1.25
5	BATE	0.06%	+0.04
6	CHIX	0.03%	-0.04
7	TRQX	0.00%	-0.07
8	AQXE	0.00%	-0.01

Volume Trend



Market Share Trend



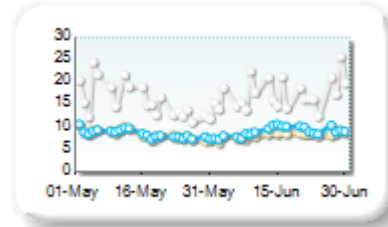
Market share is based on on-book value traded during continuous trading. The share is calculated by averaging over all stocks in the index. The current value shown is for last week and the change is relative to the previous week.

Spreads

At touch

Rank	Venue	Spread (bps)	Change
1	XMAD	8.29	-0.21
2	CEUX	8.32	-0.08
3	AQEU	9.03	+0.52
4	TQEX	17.39	+0.52
5	AQXE	499.26	n/a

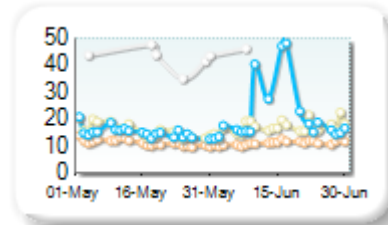
Monthly Spread Trend



25k EUR deal

Rank	Venue	Spread (bps)	Change
1	XMAD	11.24	-0.11
2	CEUX	17.10	+1.43
3	AQEU	21.36	+6.23
4	TQEX	67.02	+18.54

Monthly Spread Trend



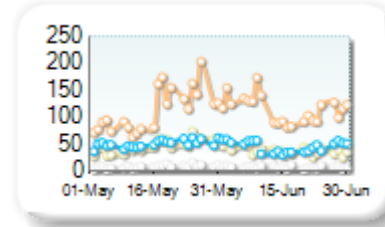
Spreads measure the bid to offer spread of the best visible orders in the book. The result is averaged over the stocks in the index and is based on measurements of the order books every 30 seconds. The value for the spread is quoted in basis points (0.01%).

Book Depths

10BPS Depth (top of book)

Rank	Venue	Depth (1K EUR)	Change
1	XMAD	113.9	+0.5
2	AQEU	45.7	-5.3
3	CEUX	38.5	-8.5
4	TQEX	8.0	-1.2

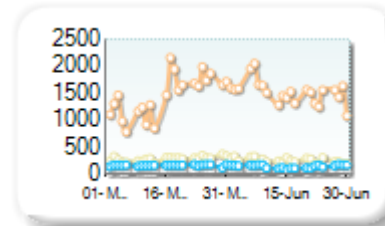
Monthly Depth Trend



50BPS Depth (deeper into book)

Rank	Venue	Depth (1K EUR)	Change
1	XMAD	1,516.0	+60.2
2	CEUX	255.7	-30.6
3	AQEU	143.9	-19.9
4	TQEX	69.4	+0.1

Monthly Depth Trend



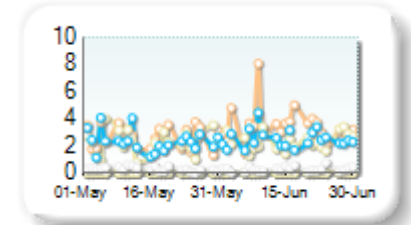
Market depth measures the amount of visible liquidity (bids and offers) in the order book within 10 or 50 BPS of mid price. The result is averaged over the stocks in the index and is based on measurements of the order book every 30 seconds. This is quoted in '000s of EUR.

Best Prices

At touch

Rank	Venue	Best Price (%)	Change
1	XMAD	3.51	+2.03
2	AQEU	2.51	+0.52
3	CEUX	2.30	-0.23
4	TQEX	0.31	-0.06
5	CHIX	0.00	+0.00
6	TRQX	0.00	+0.00
7	BATE	0.00	+0.00
8	AQXE	0.00	+0.00

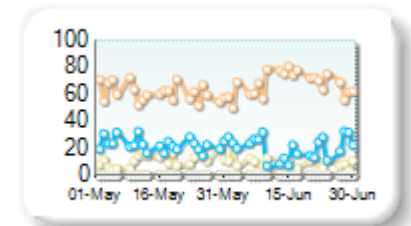
Best Prices Trend



25k EUR deal

Rank	Venue	Best Price (%)	Change
1	XMAD	67.40	+6.29
2	AQEU	20.47	-2.22
3	CEUX	9.02	-2.63
4	TQEX	0.08	+0.03
5	CHIX	0.00	+0.00
6	TRQX	0.00	+0.00
7	BATE	0.00	+0.00
8	AQXE	0.00	+0.00

Best Prices Trend

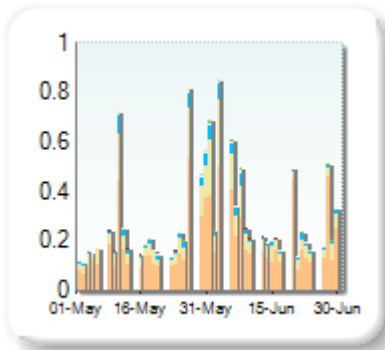


Best Price % measures how often each venue posts an absolute best price (no ties) for stocks. The result is averaged over the stocks in the index and is based on measurements of the order book every 5 seconds.

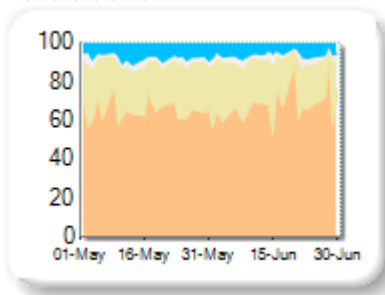
Market Share

Rank	Venue	Market Share	Change
1	XMAD	67.35%	+2.56
2	CEUX	23.58%	-0.84
3	AQEU	6.18%	-1.79
4	TQEX	2.79%	+0.02
5	BATE	0.04%	+0.02
6	CHIX	0.03%	+0.02
7	TRQX	0.02%	+0.02

Volume Trend



Market Share Trend



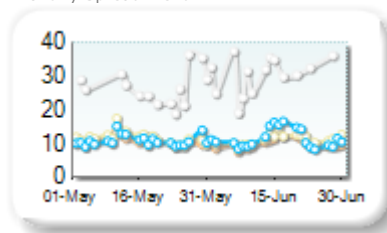
Market share is based on on-book value traded during continuous trading. The share is calculated by averaging over all stocks in the index. The current value shown is for last week and the change is relative to the previous week.

Spreads

At touch

Rank	Venue	Spread (bps)	Change
1	XMAD	9.93	-0.49
2	CEUX	11.06	-0.43
3	AQEU	11.44	+0.63
4	TQEX	34.85	-0.13

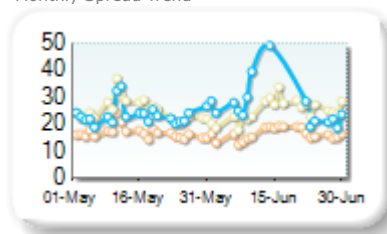
Monthly Spread Trend



25k EUR deal

Rank	Venue	Spread (bps)	Change
1	XMAD	16.38	-0.42
2	CEUX	25.13	+0.24
3	AQEU	31.98	+8.48
4	TQEX	72.00	n/a

Monthly Spread Trend



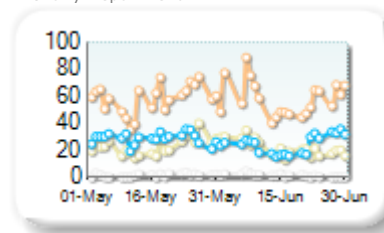
Spreads measure the bid to offer spread of the best visible orders in the book. The result is averaged over the stocks in the index and is based on measurements of the order books every 30 seconds. The value for the spread is quoted in basis points (0.01%).

Book Depths

10BPS Depth (top of book)

Rank	Venue	Depth (1K EUR)	Change
1	XMAD	58.1	+0.1
2	AQEU	24.3	-4.5
3	CEUX	22.6	-0.9
4	TQEX	1.6	-0.1

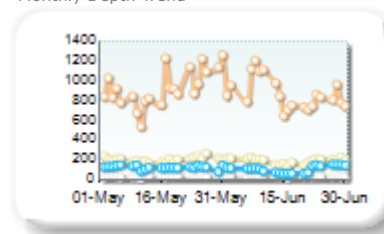
Monthly Depth Trend



50BPS Depth (deeper into book)

Rank	Venue	Depth (1K EUR)	Change
1	XMAD	871.5	-61.0
2	CEUX	191.6	-9.3
3	AQEU	108.1	-15.2
4	TQEX	32.2	-0.7

Monthly Depth Trend



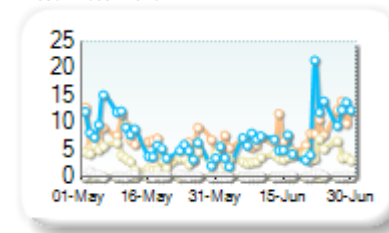
Market depth measures the amount of visible liquidity (bids and offers) in the order book within 10 or 50 BPS of mid price. The result is averaged over the stocks in the index and is based on measurements of the order book every 30 seconds. This is quoted in '000s of EUR.

Best Prices

At touch

Rank	Venue	Best Price (%)	Change
1	AQEU	8.05	+0.37
2	XMAD	7.97	+2.72
3	CEUX	3.83	+0.30
4	TQEX	0.25	-0.02
5	CHIX	0.00	+0.00
6	TRQX	0.00	+0.00
7	BATE	0.00	+0.00
8	AQXE	0.00	+0.00

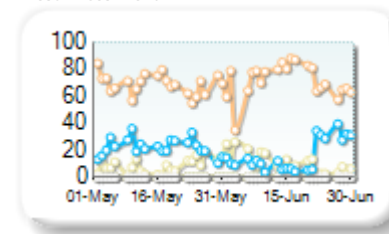
Best Prices Trend



25k EUR deal

Rank	Venue	Best Price (%)	Change
1	XMAD	71.39	+2.62
2	AQEU	16.04	-6.34
3	CEUX	10.85	+2.36
4	TQEX	0.03	+0.02
5	CHIX	0.00	+0.00
6	TRQX	0.00	+0.00
7	BATE	0.00	+0.00
8	AQXE	0.00	+0.00

Best Prices Trend

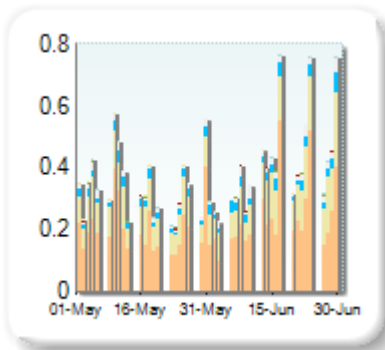


Best Price % measures how often each venue posts an absolute best price (no ties) for stocks. The result is averaged over the stocks in the index and is based on measurements of the order book every 5 seconds.

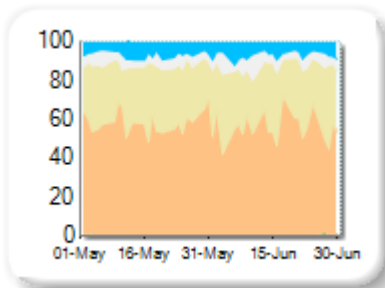
Market Share

Rank	Venue	Market Share	Change
1	XMAD	56.73%	-2.59
2	CEUX	30.35%	+1.84
3	AQEU	6.96%	+0.43
4	TQEX	5.77%	+0.34
5	BATE	0.11%	+0.06
6	CHIX	0.05%	-0.01
7	TRQX	0.03%	-0.04
8	AQXE	0.00%	-0.03

Volume Trend



Market Share Trend



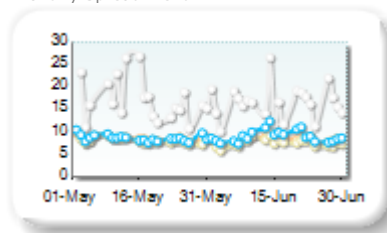
Market share is based on on-book value traded during continuous trading. The share is calculated by averaging over all stocks in the index. The current value shown is for last week and the change is relative to the previous week.

Spreads

At touch

Rank	Venue	Spread (bps)	Change
1	CEUX	7.70	-0.49
2	XMAD	8.38	-0.19
3	AQEU	9.09	+0.42
4	TQEX	16.52	-1.90

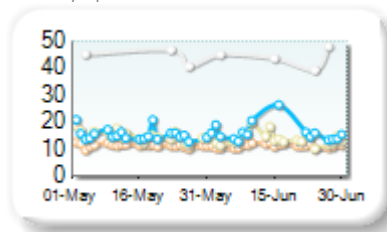
Monthly Spread Trend



25k EUR deal

Rank	Venue	Spread (bps)	Change
1	XMAD	11.33	-0.09
2	CEUX	13.97	-0.99
3	AQEU	16.11	+0.77
4	TQEX	52.09	-2.03

Monthly Spread Trend



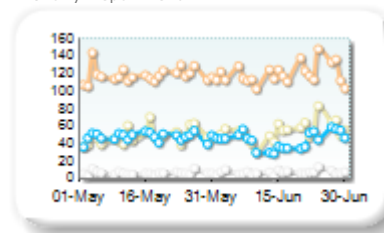
Spreads measure the bid to offer spread of the best visible orders in the book. The result is averaged over the stocks in the index and is based on measurements of the order books every 30 seconds. The value for the spread is quoted in basis points (0.01%).

Book Depths

10BPS Depth (top of book)

Rank	Venue	Depth (1K EUR)	Change
1	XMAD	120.4	+1.3
2	CEUX	54.6	+5.5
3	AQEU	44.6	-3.9
4	TQEX	8.0	+0.7

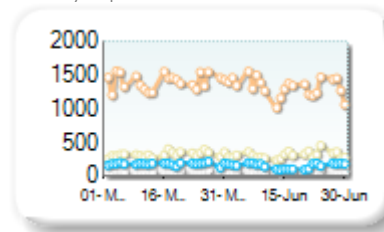
Monthly Depth Trend



50BPS Depth (deeper into book)

Rank	Venue	Depth (1K EUR)	Change
1	XMAD	1,316.2	-83.5
2	CEUX	312.0	-11.9
3	AQEU	154.0	-27.9
4	TQEX	75.6	-1.4

Monthly Depth Trend



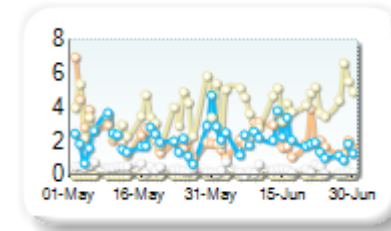
Market depth measures the amount of visible liquidity (bids and offers) in the order book within 10 or 50 BPS of mid price. The result is averaged over the stocks in the index and is based on measurements of the order book every 30 seconds. This is quoted in '000s of EUR.

Best Prices

At touch

Rank	Venue	Best Price (%)	Change
1	CEUX	4.30	+1.36
2	XMAD	2.06	+0.14
3	AQEU	2.00	-0.15
4	TQEX	0.30	-0.05
5	BATE	0.00	+0.00
6	CHIX	0.00	+0.00
7	TRQX	0.00	+0.00
8	AQXE	0.00	+0.00

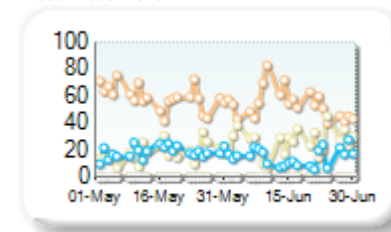
Best Prices Trend



25k EUR deal

Rank	Venue	Best Price (%)	Change
1	XMAD	54.23	-4.83
2	CEUX	26.34	+7.89
3	AQEU	15.05	-3.72
4	TQEX	0.10	+0.01
5	CHIX	0.00	+0.00
6	TRQX	0.00	+0.00
7	BATE	0.00	+0.00
8	AQXE	0.00	+0.00

Best Prices Trend

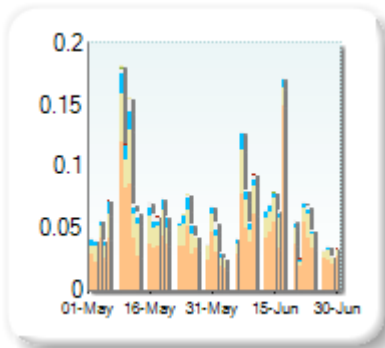


Best Price % measures how often each venue posts an absolute best price (no ties) for stocks. The result is averaged over the stocks in the index and is based on measurements of the order book every 5 seconds.

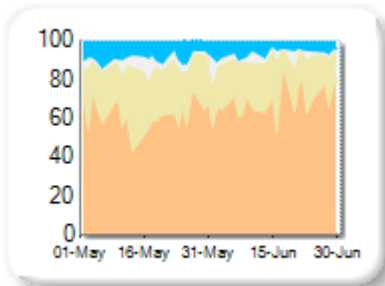
Market Share

Rank	Venue	Market Share	Change
1	XMAD	68.70%	+7.60
2	CEUX	22.24%	-3.35
3	AQEU	6.11%	-2.99
4	TQEX	2.93%	-1.17
5	TRQX	0.00%	-0.04
6	CHIX	0.00%	0.00
7	BATE	0.00%	-0.02

Volume Trend



Market Share Trend



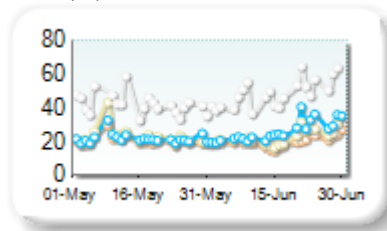
Market share is based on on-book value traded during continuous trading. The share is calculated by averaging over all stocks in the index. The current value shown is for last week and the change is relative to the previous week.

Spreads

At touch

Rank	Venue	Spread (bps)	Change
1	XMAD	19.95	-0.34
2	CEUX	22.99	+0.22
3	AQEU	26.10	+4.43
4	TQEX	49.75	+4.35

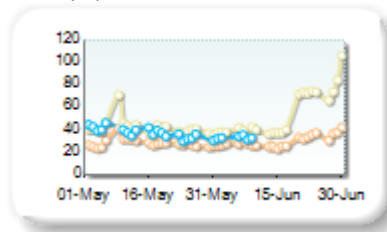
Monthly Spread Trend



25k EUR deal

Rank	Venue	Spread (bps)	Change
1	XMAD	30.42	+1.72
2	AQEU	33.39	-4.43
3	CEUX	54.51	+12.06

Monthly Spread Trend



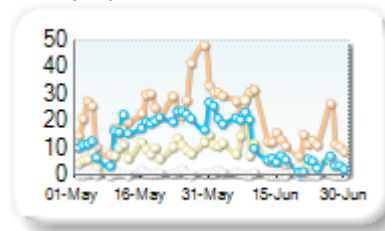
Spreads measure the bid to offer spread of the best visible orders in the book. The result is averaged over the stocks in the index and is based on measurements of the order books every 30 seconds. The value for the spread is quoted in basis points (0.01%).

Book Depths

10BPS Depth (top of book)

Rank	Venue	Depth (1K EUR)	Change
1	XMAD	18.7	-5.5
2	AQEU	10.2	-7.0
3	CEUX	7.3	-1.5
4	TQEX	0.5	-0.3

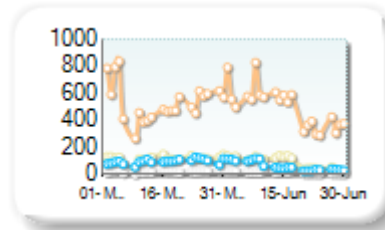
Monthly Depth Trend



50BPS Depth (deeper into book)

Rank	Venue	Depth (1K EUR)	Change
1	XMAD	496.4	-35.2
2	CEUX	88.3	-27.6
3	AQEU	60.6	-35.3
4	TQEX	16.0	-5.2

Monthly Depth Trend



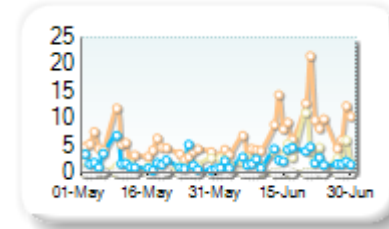
Market depth measures the amount of visible liquidity (bids and offers) in the order book within 10 or 50 BPS of mid price. The result is averaged over the stocks in the index and is based on measurements of the order book every 30 seconds. This is quoted in '000s of EUR.

Best Prices

At touch

Rank	Venue	Best Price (%)	Change
1	XMAD	7.97	+3.02
2	CEUX	3.17	+2.11
3	AQEU	2.42	-0.20
4	TQEX	0.08	-0.02
5	CHIX	0.00	+0.00
6	TRQX	0.00	+0.00
7	BATE	0.00	+0.00
8	AQXE	0.00	+0.00

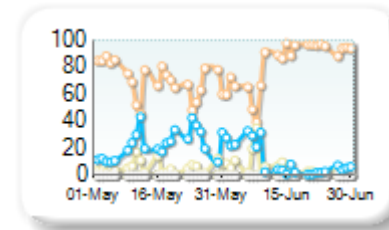
Best Prices Trend



25k EUR deal

Rank	Venue	Best Price (%)	Change
1	XMAD	82.46	+12.13
2	AQEU	10.92	-12.19
3	CEUX	5.99	+0.17
4	CHIX	0.00	+0.00
5	TRQX	0.00	+0.00
6	BATE	0.00	+0.00
7	AQXE	0.00	+0.00
8	TQEX	0.00	0.00

Best Prices Trend

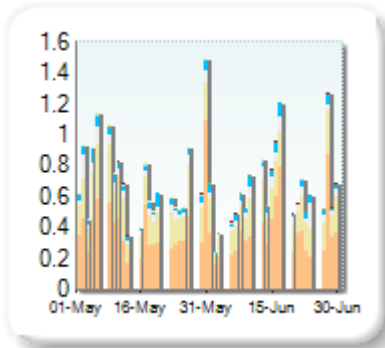


Best Price % measures how often each venue posts an absolute best price (no ties) for stocks. The result is averaged over the stocks in the index and is based on measurements of the order book every 5 seconds.

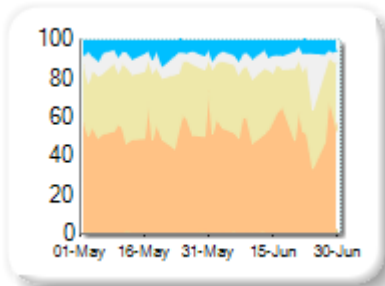
Market Share

Rank	Venue	Market Share	Change
1	XMAD	55.53%	+1.22
2	CEUX	29.21%	-1.19
3	TQEX	7.85%	+0.05
4	AQEU	7.16%	+0.02
5	BATE	0.12%	+0.02
6	TRQX	0.12%	-0.03
7	CHIX	0.01%	-0.05
8	AQXE	0.00%	-0.03

Volume Trend



Market Share Trend



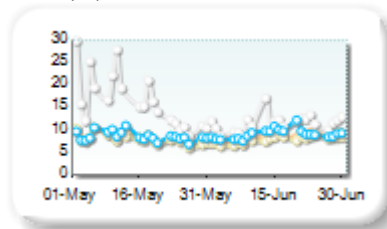
Market share is based on on-book value traded during continuous trading. The share is calculated by averaging over all stocks in the index. The current value shown is for last week and the change is relative to the previous week.

Spreads

At touch

Rank	Venue	Spread (bps)	Change
1	CEUX	7.87	-0.20
2	XMAD	8.59	+0.15
3	AQEU	9.14	+0.47
4	TQEX	11.55	-5.65

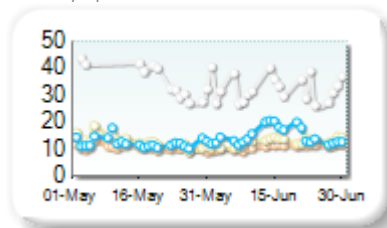
Monthly Spread Trend



25k EUR deal

Rank	Venue	Spread (bps)	Change
1	XMAD	10.93	+0.35
2	CEUX	12.81	-0.13
3	AQEU	14.90	+2.56
4	TQEX	34.01	-8.85

Monthly Spread Trend



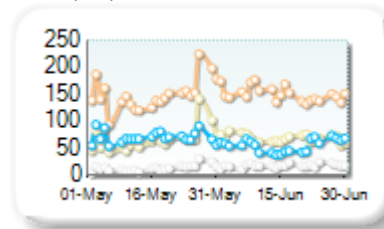
Spreads measure the bid to offer spread of the best visible orders in the book. The result is averaged over the stocks in the index and is based on measurements of the order books every 30 seconds. The value for the spread is quoted in basis points (0.01%).

Book Depths

10BPS Depth (top of book)

Rank	Venue	Depth (1K EUR)	Change
1	XMAD	149.8	+1.1
2	CEUX	68.0	+0.5
3	AQEU	55.6	-14.9
4	TQEX	18.4	+4.6

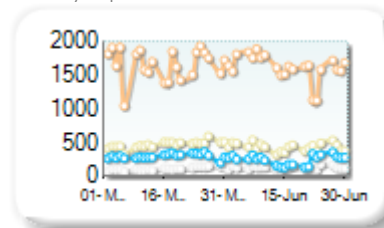
Monthly Depth Trend



50BPS Depth (deeper into book)

Rank	Venue	Depth (1K EUR)	Change
1	XMAD	1,607.5	-47.4
2	CEUX	430.7	-38.1
3	AQEU	242.1	-55.4
4	TQEX	128.7	+16.0

Monthly Depth Trend



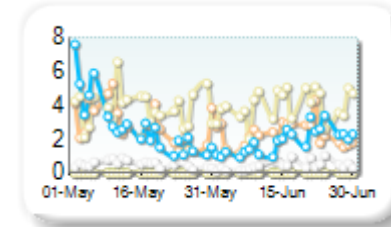
Market depth measures the amount of visible liquidity (bids and offers) in the order book within 10 or 50 BPS of mid price. The result is averaged over the stocks in the index and is based on measurements of the order book every 30 seconds. This is quoted in '000s of EUR.

Best Prices

At touch

Rank	Venue	Best Price (%)	Change
1	CEUX	3.99	+0.24
2	XMAD	2.30	-0.36
3	AQEU	1.89	-0.75
4	TQEX	0.47	-0.06
5	CHIX	0.00	+0.00
6	TRQX	0.00	+0.00
7	BATE	0.00	+0.00
8	AQXE	0.00	+0.00

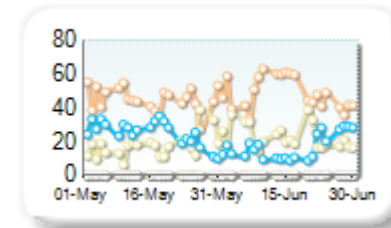
Best Prices Trend



25k EUR deal

Rank	Venue	Best Price (%)	Change
1	XMAD	48.84	+3.71
2	CEUX	22.59	+5.11
3	AQEU	16.90	-8.50
4	TQEX	0.46	+0.14
5	CHIX	0.00	+0.00
6	TRQX	0.00	+0.00
7	BATE	0.00	+0.00
8	AQXE	0.00	+0.00

Best Prices Trend

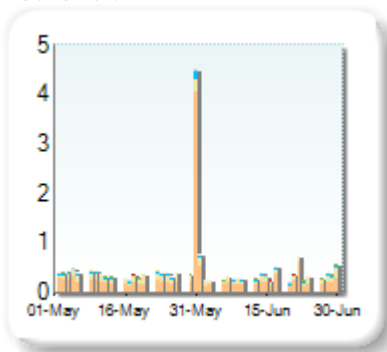


Best Price % measures how often each venue posts an absolute best price (no ties) for stocks. The result is averaged over the stocks in the index and is based on measurements of the order book every 5 seconds.

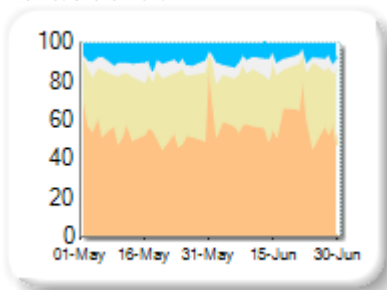
Market Share

Rank	Venue	Market Share	Change
1	XMAD	59.86%	-6.84
2	CEUX	27.13%	+5.52
3	AQEU	7.30%	-0.22
4	TQEX	5.67%	+1.61
5	BATE	0.02%	+0.01
6	TRQX	0.02%	-0.04
7	CHIX	0.00%	-0.03

Volume Trend



Market Share Trend



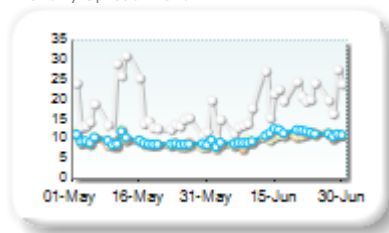
Market share is based on on-book value traded during continuous trading. The share is calculated by averaging over all stocks in the index. The current value shown is for last week and the change is relative to the previous week.

Spreads

At touch

Rank	Venue	Spread (bps)	Change
1	XMAD	10.04	+1.04
2	CEUX	10.06	+0.98
3	AQEU	10.65	+1.41
4	TQEX	19.06	+2.35

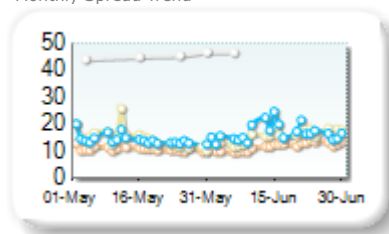
Monthly Spread Trend



25k EUR deal

Rank	Venue	Spread (bps)	Change
1	XMAD	11.88	+0.96
2	CEUX	15.44	+0.71
3	AQEU	16.83	+2.52
4	TQEX	87.21	+20.73

Monthly Spread Trend



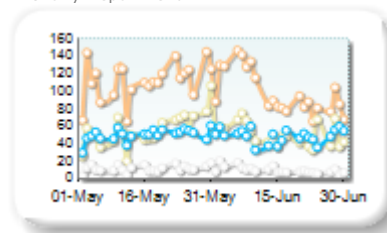
Spreads measure the bid to offer spread of the best visible orders in the book. The result is averaged over the stocks in the index and is based on measurements of the order books every 30 seconds. The value for the spread is quoted in basis points (0.01%).

Book Depths

10BPS Depth (top of book)

Rank	Venue	Depth (1K EUR)	Change
1	XMAD	99.3	-13.4
2	CEUX	50.9	-5.6
3	AQEU	49.5	-1.3
4	TQEX	10.8	-1.6

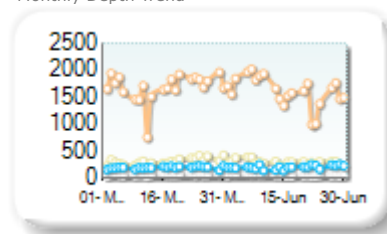
Monthly Depth Trend



50BPS Depth (deeper into book)

Rank	Venue	Depth (1K EUR)	Change
1	XMAD	1,606.3	-72.8
2	CEUX	292.4	-18.7
3	AQEU	205.6	+7.0
4	TQEX	58.7	-4.3

Monthly Depth Trend



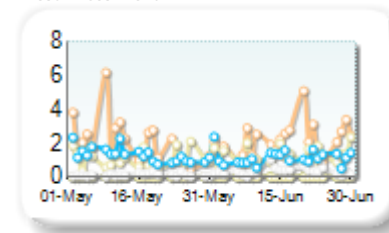
Market depth measures the amount of visible liquidity (bids and offers) in the order book within 10 or 50 BPS of mid price. The result is averaged over the stocks in the index and is based on measurements of the order book every 30 seconds. This is quoted in '000s of EUR.

Best Prices

At touch

Rank	Venue	Best Price (%)	Change
1	XMAD	2.15	+0.79
2	CEUX	1.29	+0.48
3	AQEU	1.15	-0.46
4	TQEX	0.36	+0.29
5	CHIX	0.00	+0.00
6	TRQX	0.00	+0.00
7	BATE	0.00	+0.00
8	AQXE	0.00	+0.00

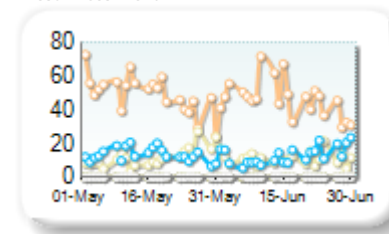
Best Prices Trend



25k EUR deal

Rank	Venue	Best Price (%)	Change
1	XMAD	46.36	-3.04
2	AQEU	13.09	-0.35
3	CEUX	11.09	-0.67
4	TQEX	0.30	+0.08
5	CHIX	0.00	+0.00
6	TRQX	0.00	+0.00
7	BATE	0.00	+0.00
8	AQXE	0.00	+0.00

Best Prices Trend

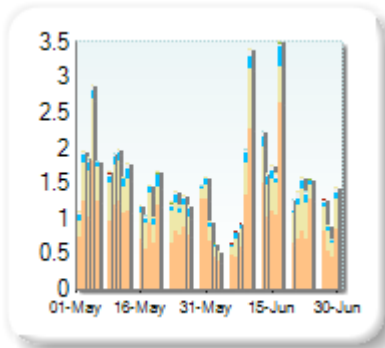


Best Price % measures how often each venue posts an absolute best price (no ties) for stocks. The result is averaged over the stocks in the index and is based on measurements of the order book every 5 seconds.

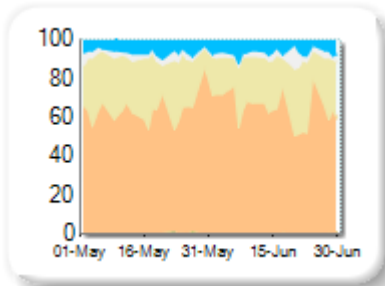
Market Share

Rank	Venue	Market Share	Change
1	XMAD	64.47%	+0.63
2	CEUX	25.25%	-1.45
3	AQEU	6.72%	+0.62
4	TQEX	3.24%	+0.35
5	BATE	0.16%	+0.00
6	CHIX	0.11%	-0.09
7	TRQX	0.04%	-0.04
8	AQXE	0.00%	-0.05

Volume Trend



Market Share Trend



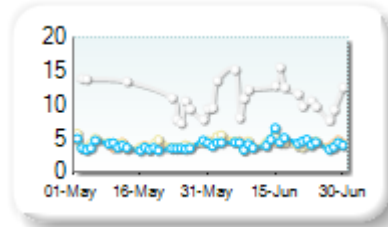
Market share is based on on-book value traded during continuous trading. The share is calculated by averaging over all stocks in the index. The current value shown is for last week and the change is relative to the previous week.

Spreads

At touch

Rank	Venue	Spread (bps)	Change
1	CEUX	4.28	+0.17
2	XMAD	4.29	+0.43
3	AQEU	4.31	+0.52
4	TQEX	13.66	-1.96
5	BATE	68.08	n/a

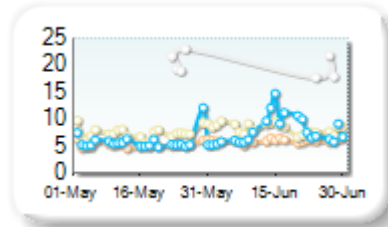
Monthly Spread Trend



25k EUR deal

Rank	Venue	Spread (bps)	Change
1	XMAD	6.02	+0.74
2	AQEU	7.90	+2.11
3	CEUX	8.27	+0.84
4	TQEX	30.25	-0.23

Monthly Spread Trend



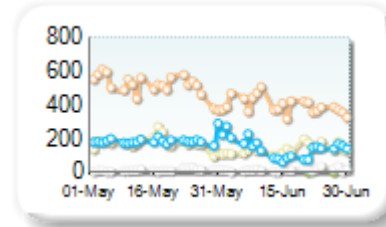
Spreads measure the bid to offer spread of the best visible orders in the book. The result is averaged over the stocks in the index and is based on measurements of the order books every 30 seconds. The value for the spread is quoted in basis points (0.01%).

Book Depths

10BPS Depth (top of book)

Rank	Venue	Depth (1K EUR)	Change
1	XMAD	394.8	-118.6
2	AQEU	143.2	-43.6
3	CEUX	134.9	-39.4
4	TQEX	16.5	+2.2
5	AQXE	0.3	+0.0

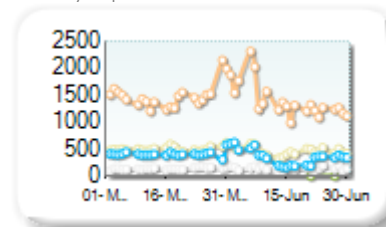
Monthly Depth Trend



50BPS Depth (deeper into book)

Rank	Venue	Depth (1K EUR)	Change
1	XMAD	1,394.0	-80.1
2	CEUX	466.3	-40.9
3	AQEU	352.1	-59.1
4	TQEX	146.5	+2.6
5	CHIX	8.4	+4.6
6	BATE	8.1	+4.4
7	AQXE	0.4	+0.0

Monthly Depth Trend



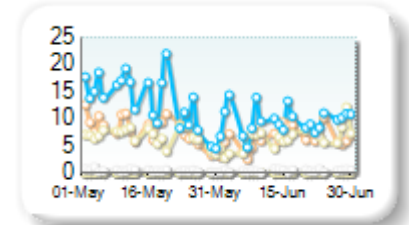
Market depth measures the amount of visible liquidity (bids and offers) in the order book within 10 or 50 BPS of mid price. The result is averaged over the stocks in the index and is based on measurements of the order book every 30 seconds. This is quoted in '000s of EUR.

Best Prices

At touch

Rank	Venue	Best Price (%)	Change
1	AQEU	9.62	-4.40
2	XMAD	6.40	-1.12
3	CEUX	6.39	-0.39
4	TQEX	0.48	+0.01
5	BATE	0.00	+0.00
6	CHIX	0.00	+0.00
7	TRQX	0.00	+0.00
8	AQXE	0.00	+0.00

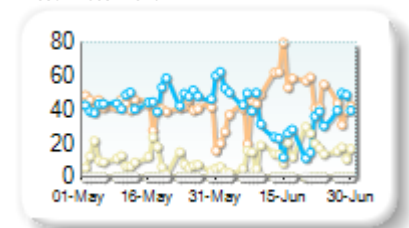
Best Prices Trend



25k EUR deal

Rank	Venue	Best Price (%)	Change
1	XMAD	45.73	+5.16
2	AQEU	36.32	-9.72
3	CEUX	14.03	+4.12
4	TQEX	0.05	+0.01
5	CHIX	0.00	+0.00
6	TRQX	0.00	+0.00
7	BATE	0.00	+0.00
8	AQXE	0.00	+0.00

Best Prices Trend

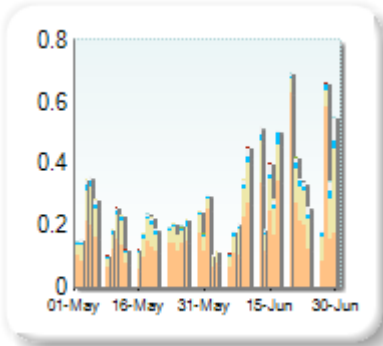


Best Price % measures how often each venue posts an absolute best price (no ties) for stocks. The result is averaged over the stocks in the index and is based on measurements of the order book every 5 seconds.

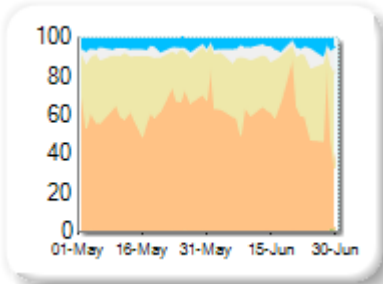
Market Share

Rank	Venue	Market Share	Change
1	XMAD	63.91%	+1.74
2	CEUX	26.34%	-2.53
3	TQEX	5.24%	+1.70
4	AQEU	4.29%	-0.85
5	BATE	0.20%	+0.15
6	TRQX	0.01%	-0.04
7	CHIX	0.00%	-0.15
8	AQXE	0.00%	-0.01

Volume Trend



Market Share Trend



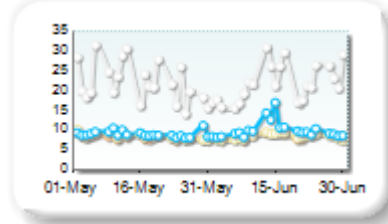
Market share is based on on-book value traded during continuous trading. The share is calculated by averaging over all stocks in the index. The current value shown is for last week and the change is relative to the previous week.

Spreads

At touch

Rank	Venue	Spread (bps)	Change
1	CEUX	8.31	-0.09
2	XMAD	8.41	+0.30
3	AQEU	9.91	+0.97
4	TQEX	21.89	-0.22

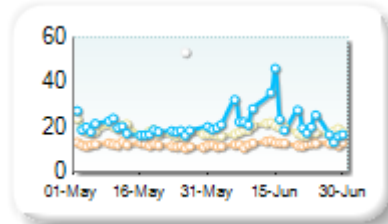
Monthly Spread Trend



25k EUR deal

Rank	Venue	Spread (bps)	Change
1	XMAD	12.47	+0.36
2	CEUX	18.35	+0.03
3	AQEU	22.90	+3.62
4	TQEX	65.33	+2.09

Monthly Spread Trend



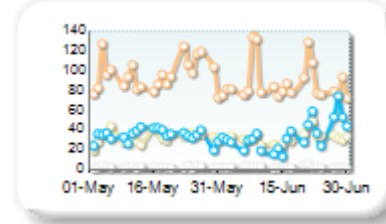
Spreads measure the bid to offer spread of the best visible orders in the book. The result is averaged over the stocks in the index and is based on measurements of the order books every 30 seconds. The value for the spread is quoted in basis points (0.01%).

Book Depths

10BPS Depth (top of book)

Rank	Venue	Depth (1K EUR)	Change
1	XMAD	88.5	-7.8
2	AQEU	34.5	+0.1
3	CEUX	32.1	-0.7
4	TQEX	2.7	+0.2

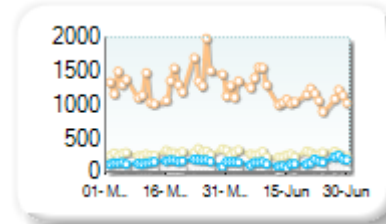
Monthly Depth Trend



50BPS Depth (deeper into book)

Rank	Venue	Depth (1K EUR)	Change
1	XMAD	1,175.2	-149.6
2	CEUX	266.4	-16.6
3	AQEU	145.5	-4.5
4	TQEX	58.2	+0.2

Monthly Depth Trend



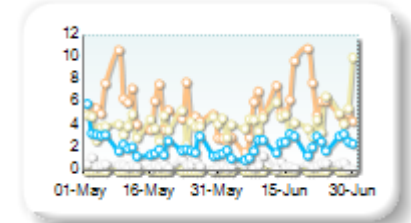
Market depth measures the amount of visible liquidity (bids and offers) in the order book within 10 or 50 BPS of mid price. The result is averaged over the stocks in the index and is based on measurements of the order book every 30 seconds. This is quoted in '000s of EUR.

Best Prices

At touch

Rank	Venue	Best Price (%)	Change
1	XMAD	5.43	-1.71
2	CEUX	4.63	+1.14
3	AQEU	2.23	-0.13
4	TQEX	0.54	+0.02
5	CHIX	0.00	+0.00
6	TRQX	0.00	+0.00
7	BATE	0.00	+0.00
8	AQXE	0.00	+0.00

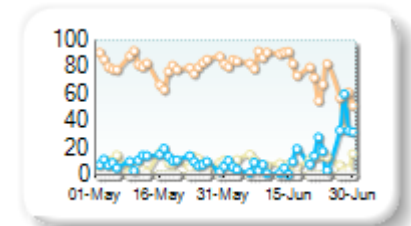
Best Prices Trend



25k EUR deal

Rank	Venue	Best Price (%)	Change
1	XMAD	75.72	-4.87
2	AQEU	14.19	+3.98
3	CEUX	9.31	+0.71
4	TQEX	0.01	+0.01
5	CHIX	0.00	+0.00
6	TRQX	0.00	+0.00
7	BATE	0.00	+0.00
8	AQXE	0.00	+0.00

Best Prices Trend

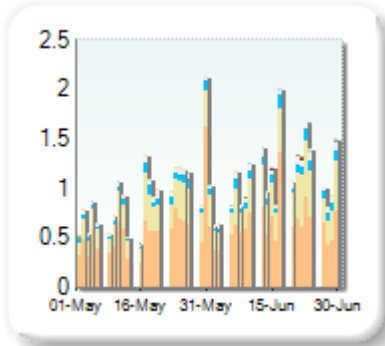


Best Price % measures how often each venue posts an absolute best price (no ties) for stocks. The result is averaged over the stocks in the index and is based on measurements of the order book every 5 seconds.

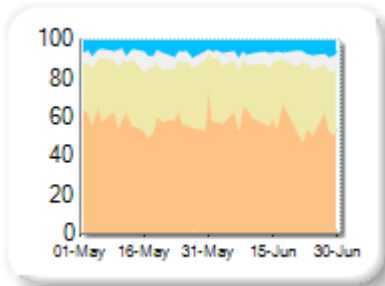
Market Share

Rank	Venue	Market Share	Change
1	XMAD	56.76%	-2.69
2	CEUX	30.63%	+2.04
3	AQEU	6.43%	+0.45
4	TQEX	5.94%	+0.27
5	BATE	0.12%	+0.08
6	CHIX	0.08%	-0.04
7	TRQX	0.03%	-0.03
8	AQXE	0.00%	-0.09

Volume Trend



Market Share Trend



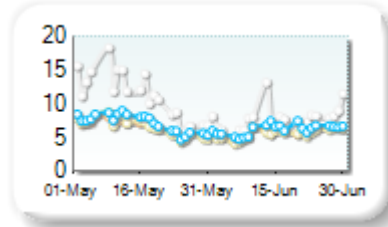
Market share is based on on-book value traded during continuous trading. The share is calculated by averaging over all stocks in the index. The current value shown is for last week and the change is relative to the previous week.

Spreads

At touch

Rank	Venue	Spread (bps)	Change
1	CEUX	5.55	-1.07
2	XMAD	5.74	-0.84
3	AQEU	6.18	-0.97
4	TQEX	7.85	-3.83

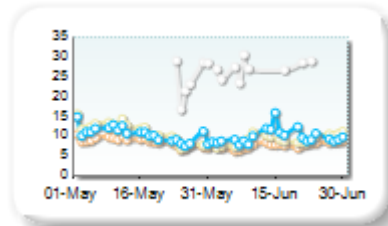
Monthly Spread Trend



25k EUR deal

Rank	Venue	Spread (bps)	Change
1	XMAD	7.64	-0.92
2	CEUX	9.08	-1.83
3	AQEU	9.80	-0.62
4	TQEX	31.77	-6.16

Monthly Spread Trend



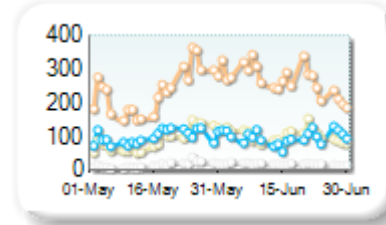
Spreads measure the bid to offer spread of the best visible orders in the book. The result is averaged over the stocks in the index and is based on measurements of the order books every 30 seconds. The value for the spread is quoted in basis points (0.01%).

Book Depths

10BPS Depth (top of book)

Rank	Venue	Depth (1K EUR)	Change
1	XMAD	265.7	+30.7
2	CEUX	103.2	+13.6
3	AQEU	97.8	-1.6
4	TQEX	18.6	+2.5
5	AQXE	0.2	+0.0

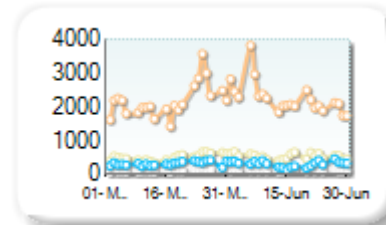
Monthly Depth Trend



50BPS Depth (deeper into book)

Rank	Venue	Depth (1K EUR)	Change
1	XMAD	2,242.8	+76.3
2	CEUX	532.1	+33.9
3	AQEU	304.8	-10.8
4	TQEX	115.2	+6.6
5	AQXE	0.3	+0.0

Monthly Depth Trend



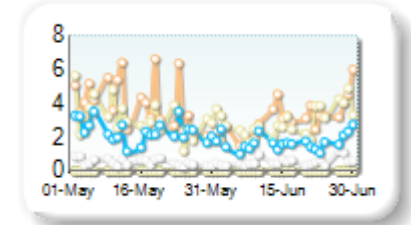
Market depth measures the amount of visible liquidity (bids and offers) in the order book within 10 or 50 BPS of mid price. The result is averaged over the stocks in the index and is based on measurements of the order book every 30 seconds. This is quoted in '000s of EUR.

Best Prices

At touch

Rank	Venue	Best Price (%)	Change
1	XMAD	3.07	-0.77
2	CEUX	2.96	-0.36
3	AQEU	1.69	-0.49
4	TQEX	0.57	+0.04
5	CHIX	0.00	+0.00
6	TRQX	0.00	+0.00
7	BATE	0.00	+0.00
8	AQXE	0.00	+0.00

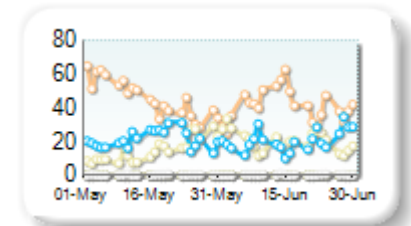
Best Prices Trend



25k EUR deal

Rank	Venue	Best Price (%)	Change
1	XMAD	41.03	-4.68
2	AQEU	20.52	-0.84
3	CEUX	20.17	+5.21
4	TQEX	0.38	+0.04
5	CHIX	0.00	+0.00
6	TRQX	0.00	+0.00
7	BATE	0.00	+0.00
8	AQXE	0.00	+0.00

Best Prices Trend

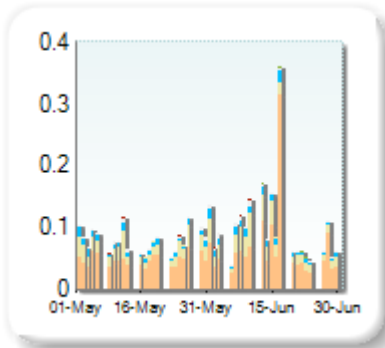


Best Price % measures how often each venue posts an absolute best price (no ties) for stocks. The result is averaged over the stocks in the index and is based on measurements of the order book every 5 seconds.

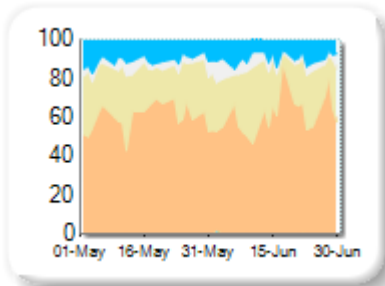
Market Share

Rank	Venue	Market Share	Change
1	XMAD	63.93%	+4.63
2	CEUX	22.58%	-3.10
3	AQEU	8.82%	-2.10
4	TQEX	4.52%	+0.44
5	TRQX	0.06%	+0.06
6	BATE	0.06%	+0.05
7	CHIX	0.03%	+0.02
8	AQXE	0.00%	0.00

Volume Trend



Market Share Trend



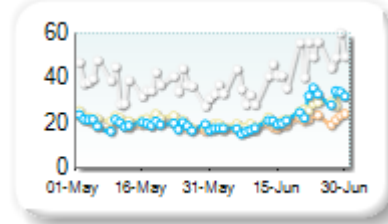
Market share is based on on-book value traded during continuous trading. The share is calculated by averaging over all stocks in the index. The current value shown is for last week and the change is relative to the previous week.

Spreads

At touch

Rank	Venue	Spread (bps)	Change
1	XMAD	19.59	+0.28
2	CEUX	23.34	+1.90
3	AQEU	23.37	+3.78
4	TQEX	42.59	+5.19

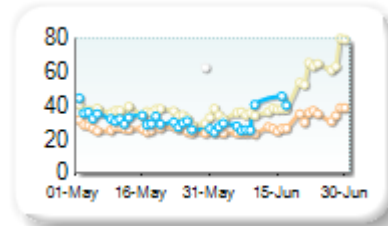
Monthly Spread Trend



25k EUR deal

Rank	Venue	Spread (bps)	Change
1	XMAD	28.98	+2.57
2	AQEU	31.11	-0.51
3	CEUX	47.75	+12.41

Monthly Spread Trend



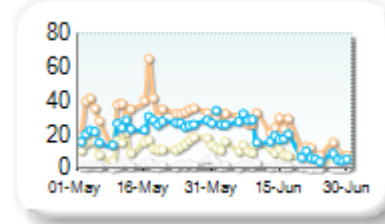
Spreads measure the bid to offer spread of the best visible orders in the book. The result is averaged over the stocks in the index and is based on measurements of the order books every 30 seconds. The value for the spread is quoted in basis points (0.01%).

Book Depths

10BPS Depth (top of book)

Rank	Venue	Depth (1K EUR)	Change
1	XMAD	20.4	-14.0
2	AQEU	16.5	-7.6
3	CEUX	7.9	-5.8
4	TQEX	1.1	-1.0

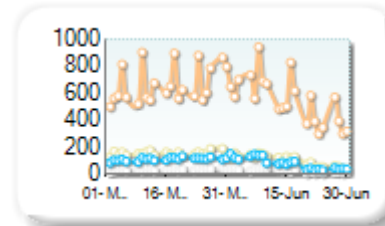
Monthly Depth Trend



50BPS Depth (deeper into book)

Rank	Venue	Depth (1K EUR)	Change
1	XMAD	544.6	-118.5
2	CEUX	101.8	-52.6
3	AQEU	81.3	-30.5
4	TQEX	25.0	-7.2

Monthly Depth Trend



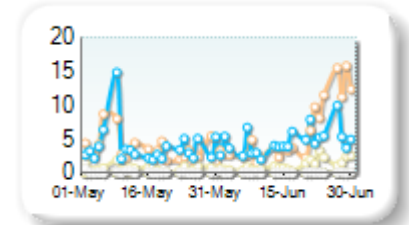
Market depth measures the amount of visible liquidity (bids and offers) in the order book within 10 or 50 BPS of mid price. The result is averaged over the stocks in the index and is based on measurements of the order book every 30 seconds. This is quoted in '000s of EUR.

Best Prices

At touch

Rank	Venue	Best Price (%)	Change
1	XMAD	5.98	+1.25
2	AQEU	4.64	+1.53
3	CEUX	1.18	+0.59
4	TQEX	0.08	-0.03
5	CHIX	0.00	+0.00
6	TRQX	0.00	+0.00
7	BATE	0.00	+0.00
8	AQXE	0.00	+0.00

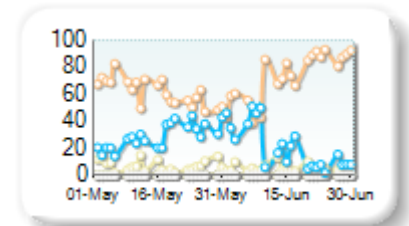
Best Prices Trend



25k EUR deal

Rank	Venue	Best Price (%)	Change
1	XMAD	72.10	+10.44
2	AQEU	21.08	-7.82
3	CEUX	4.92	-2.14
4	TQEX	0.01	-0.01
5	CHIX	0.00	+0.00
6	TRQX	0.00	+0.00
7	BATE	0.00	+0.00
8	AQXE	0.00	+0.00

Best Prices Trend

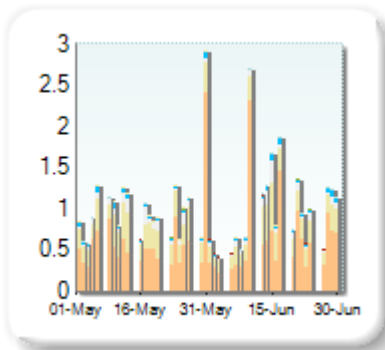


Best Price % measures how often each venue posts an absolute best price (no ties) for stocks. The result is averaged over the stocks in the index and is based on measurements of the order book every 5 seconds.

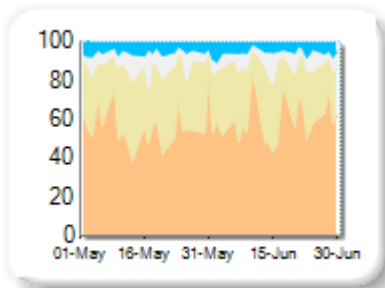
Market Share

Rank	Venue	Market Share	Change
1	XMAD	61.68%	+2.96
2	CEUX	26.16%	-2.70
3	TQEX	7.06%	-0.09
4	AQEU	4.92%	-0.15
5	BATE	0.08%	+0.04
6	TRQX	0.07%	+0.04
7	CHIX	0.02%	-0.06
8	AQXE	0.00%	-0.04

Volume Trend



Market Share Trend



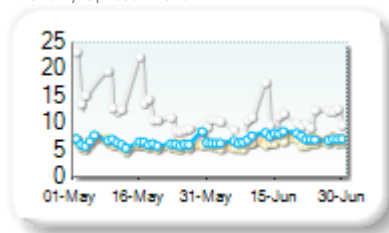
Market share is based on on-book value traded during continuous trading. The share is calculated by averaging over all stocks in the index. The current value shown is for last week and the change is relative to the previous week.

Spreads

At touch

Rank	Venue	Spread (bps)	Change
1	CEUX	6.15	+0.24
2	XMAD	6.75	+0.69
3	AQEU	7.16	+0.77
4	TQEX	10.61	-5.43

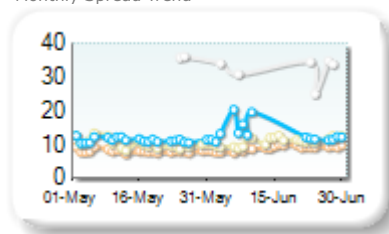
Monthly Spread Trend



25k EUR deal

Rank	Venue	Spread (bps)	Change
1	XMAD	8.94	+0.86
2	CEUX	10.99	+0.72
3	AQEU	15.56	+4.28
4	TQEX	50.68	-20.15

Monthly Spread Trend



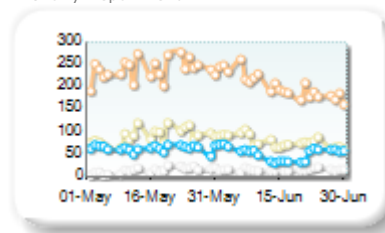
Spreads measure the bid to offer spread of the best visible orders in the book. The result is averaged over the stocks in the index and is based on measurements of the order books every 30 seconds. The value for the spread is quoted in basis points (0.01%).

Book Depths

10BPS Depth (top of book)

Rank	Venue	Depth (1K EUR)	Change
1	XMAD	202.5	-36.3
2	CEUX	79.2	-11.9
3	AQEU	52.7	-11.7
4	TQEX	16.7	+1.0

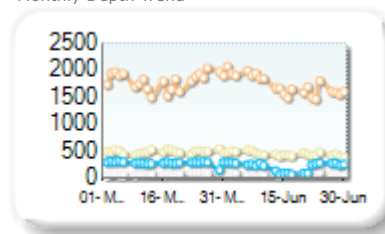
Monthly Depth Trend



50BPS Depth (deeper into book)

Rank	Venue	Depth (1K EUR)	Change
1	XMAD	1,714.3	-83.4
2	CEUX	449.4	-41.3
3	AQEU	210.0	-73.7
4	TQEX	86.0	+0.4

Monthly Depth Trend



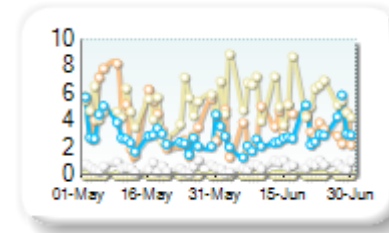
Market depth measures the amount of visible liquidity (bids and offers) in the order book within 10 or 50 BPS of mid price. The result is averaged over the stocks in the index and is based on measurements of the order book every 30 seconds. This is quoted in '000s of EUR.

Best Prices

At touch

Rank	Venue	Best Price (%)	Change
1	CEUX	5.84	+1.58
2	XMAD	3.44	-0.18
3	AQEU	2.89	-0.58
4	TQEX	0.71	+0.26
5	CHIX	0.00	+0.00
6	TRQX	0.00	+0.00
7	BATE	0.00	+0.00
8	AQXE	0.00	+0.00

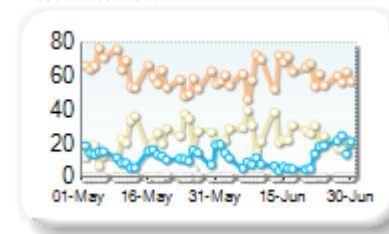
Best Prices Trend



25k EUR deal

Rank	Venue	Best Price (%)	Change
1	XMAD	60.93	+0.08
2	CEUX	24.78	+2.27
3	AQEU	11.57	-0.83
4	TQEX	0.26	-0.27
5	CHIX	0.00	+0.00
6	TRQX	0.00	+0.00
7	BATE	0.00	+0.00
8	AQXE	0.00	+0.00

Best Prices Trend

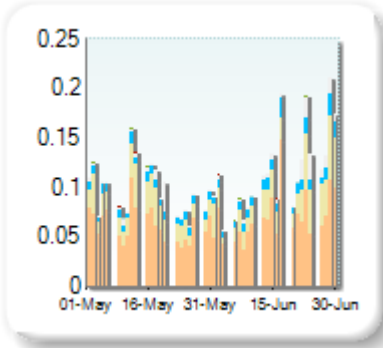


Best Price % measures how often each venue posts an absolute best price (no ties) for stocks. The result is averaged over the stocks in the index and is based on measurements of the order book every 5 seconds.

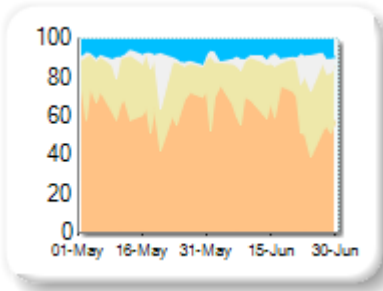
Market Share

Rank	Venue	Market Share	Change
1	XMAD	59.63%	-3.73
2	CEUX	25.29%	+1.34
3	AQEU	8.71%	+0.33
4	TQEX	6.32%	+2.08
5	BATE	0.02%	-0.01
6	CHIX	0.02%	-0.02
7	TRQX	0.00%	+0.00

Volume Trend



Market Share Trend



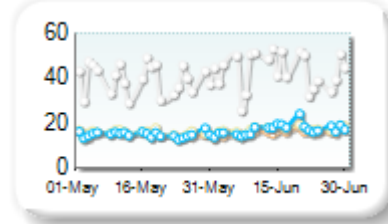
Market share is based on on-book value traded during continuous trading. The share is calculated by averaging over all stocks in the index. The current value shown is for last week and the change is relative to the previous week.

Spreads

At touch

Rank	Venue	Spread (bps)	Change
1	XMAD	15.69	+0.88
2	AQEU	17.16	+2.22
3	CEUX	17.17	+1.70
4	TQEX	43.10	+3.36

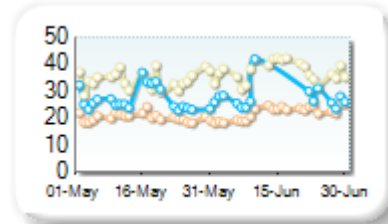
Monthly Spread Trend



25k EUR deal

Rank	Venue	Spread (bps)	Change
1	XMAD	22.19	+1.83
2	AQEU	27.61	+0.55
3	CEUX	37.29	+3.07
4	TQEX	109.35	n/a

Monthly Spread Trend



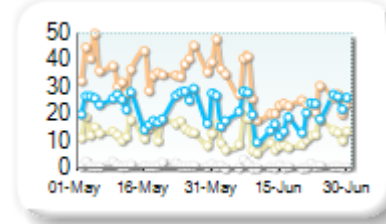
Spreads measure the bid to offer spread of the best visible orders in the book. The result is averaged over the stocks in the index and is based on measurements of the order books every 30 seconds. The value for the spread is quoted in basis points (0.01%).

Book Depths

10BPS Depth (top of book)

Rank	Venue	Depth (1K EUR)	Change
1	XMAD	27.3	-9.5
2	AQEU	20.1	-3.3
3	CEUX	11.2	-2.7
4	TQEX	0.8	-0.4

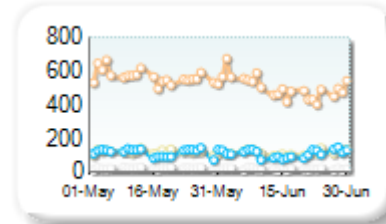
Monthly Depth Trend



50BPS Depth (deeper into book)

Rank	Venue	Depth (1K EUR)	Change
1	XMAD	500.2	-62.7
2	CEUX	115.3	-5.0
3	AQEU	111.1	-7.5
4	TQEX	20.6	-3.4

Monthly Depth Trend



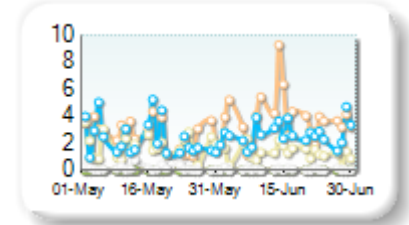
Market depth measures the amount of visible liquidity (bids and offers) in the order book within 10 or 50 BPS of mid price. The result is averaged over the stocks in the index and is based on measurements of the order book every 30 seconds. This is quoted in '000s of EUR.

Best Prices

At touch

Rank	Venue	Best Price (%)	Change
1	XMAD	3.79	+2.06
2	AQEU	2.67	0.00
3	CEUX	1.34	-0.32
4	TQEX	0.06	-0.06
5	CHIX	0.00	+0.00
6	TRQX	0.00	+0.00
7	BATE	0.00	+0.00

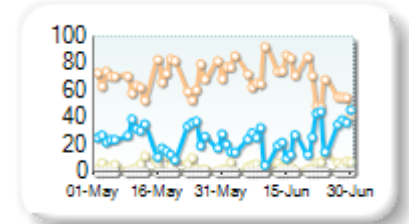
Best Prices Trend



25k EUR deal

Rank	Venue	Best Price (%)	Change
1	XMAD	68.58	-0.12
2	AQEU	25.06	+0.20
3	CEUX	4.89	-0.41
4	TQEX	0.01	+0.01
5	CHIX	0.00	+0.00
6	TRQX	0.00	+0.00
7	BATE	0.00	+0.00

Best Prices Trend

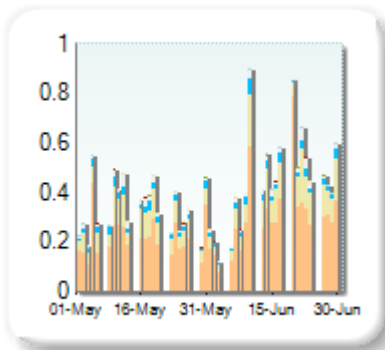


Best Price % measures how often each venue posts an absolute best price (no ties) for stocks. The result is averaged over the stocks in the index and is based on measurements of the order book every 5 seconds.

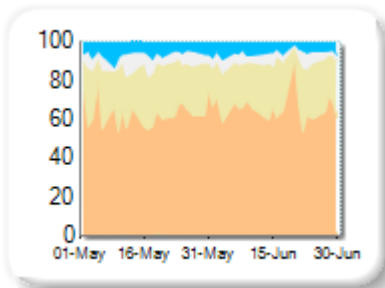
Market Share

Rank	Venue	Market Share	Change
1	XMAD	65.85%	+3.17
2	CEUX	23.93%	-0.45
3	AQEU	5.30%	-1.16
4	TQEX	4.68%	-1.44
5	BATE	0.14%	+0.05
6	CHIX	0.06%	-0.09
7	TRQX	0.03%	-0.06
8	AQXE	0.00%	-0.02

Volume Trend



Market Share Trend



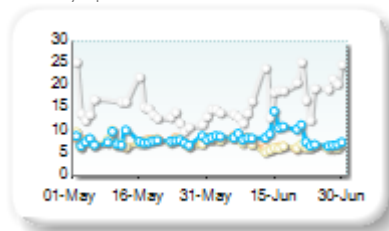
Market share is based on on-book value traded during continuous trading. The share is calculated by averaging over all stocks in the index. The current value shown is for last week and the change is relative to the previous week.

Spreads

At touch

Rank	Venue	Spread (bps)	Change
1	CEUX	6.97	-0.71
2	XMAD	7.07	-0.64
3	AQEU	8.83	+0.95
4	TQEX	17.62	+0.74
5	AQXE	501.00	+0.00

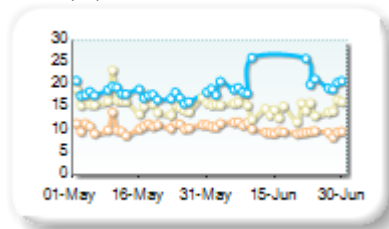
Monthly Spread Trend



25k EUR deal

Rank	Venue	Spread (bps)	Change
1	XMAD	10.09	-0.67
2	CEUX	14.93	-1.16
3	AQEU	23.68	+5.69
4	TQEX	64.21	-0.25

Monthly Spread Trend



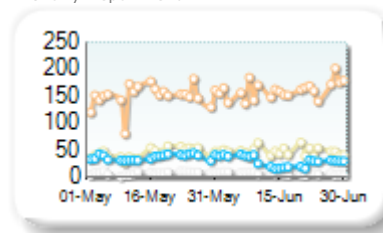
Spreads measure the bid to offer spread of the best visible orders in the book. The result is averaged over the stocks in the index and is based on measurements of the order books every 30 seconds. The value for the spread is quoted in basis points (0.01%).

Book Depths

10BPS Depth (top of book)

Rank	Venue	Depth (1K EUR)	Change
1	XMAD	160.8	+10.4
2	CEUX	47.7	+3.0
3	AQEU	29.3	-7.8
4	TQEX	7.3	-0.9

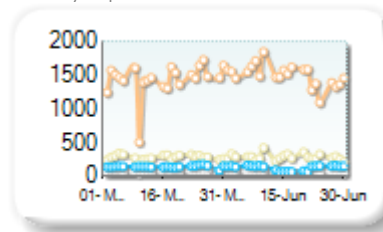
Monthly Depth Trend



50BPS Depth (deeper into book)

Rank	Venue	Depth (1K EUR)	Change
1	XMAD	1,487.4	+56.1
2	CEUX	284.4	+3.8
3	AQEU	124.3	-17.8
4	TQEX	75.3	-5.6

Monthly Depth Trend



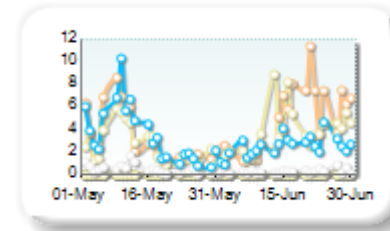
Market depth measures the amount of visible liquidity (bids and offers) in the order book within 10 or 50 BPS of mid price. The result is averaged over the stocks in the index and is based on measurements of the order book every 30 seconds. This is quoted in '000s of EUR.

Best Prices

At touch

Rank	Venue	Best Price (%)	Change
1	XMAD	4.75	+3.21
2	CEUX	3.70	+1.31
3	AQEU	2.54	-1.39
4	TQEX	0.34	-0.23
5	CHIX	0.00	0.00
6	TRQX	0.00	+0.00
7	BATE	0.00	+0.00
8	AQXE	0.00	0.00

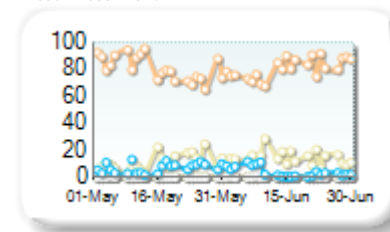
Best Prices Trend



25k EUR deal

Rank	Venue	Best Price (%)	Change
1	XMAD	80.26	-0.07
2	CEUX	14.11	+3.15
3	AQEU	4.02	-2.92
4	TQEX	0.11	+0.04
5	CHIX	0.00	+0.00
6	TRQX	0.00	+0.00
7	BATE	0.00	+0.00
8	AQXE	0.00	+0.00

Best Prices Trend

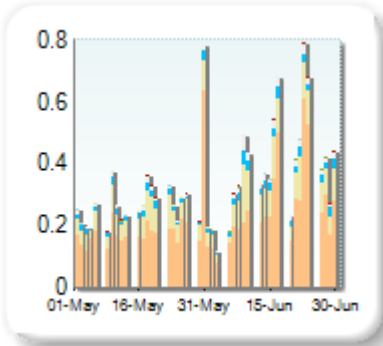


Best Price % measures how often each venue posts an absolute best price (no ties) for stocks. The result is averaged over the stocks in the index and is based on measurements of the order book every 5 seconds.

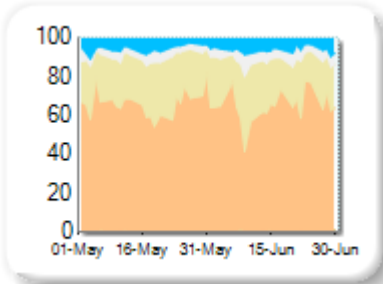
Market Share

Rank	Venue	Market Share	Change
1	XMAD	65.24%	-1.53
2	CEUX	22.98%	-0.27
3	AQEU	6.22%	+0.48
4	TQEX	5.40%	+1.29
5	BATE	0.08%	+0.01
6	CHIX	0.07%	+0.02
7	TRQX	0.01%	+0.00
8	AQXE	0.00%	-0.01

Volume Trend



Market Share Trend



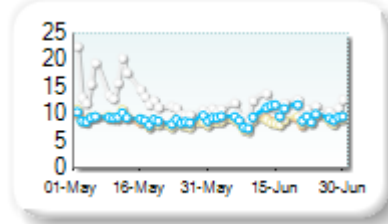
Market share is based on on-book value traded during continuous trading. The share is calculated by averaging over all stocks in the index. The current value shown is for last week and the change is relative to the previous week.

Spreads

At touch

Rank	Venue	Spread (bps)	Change
1	CEUX	8.51	-0.25
2	XMAD	8.68	-0.11
3	AQEU	9.58	+0.57
4	TQEX	11.07	-2.54

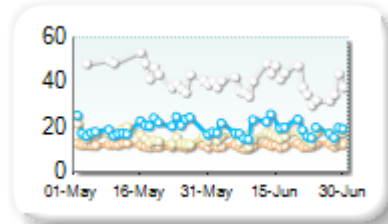
Monthly Spread Trend



25k EUR deal

Rank	Venue	Spread (bps)	Change
1	XMAD	11.93	-0.15
2	CEUX	15.77	-0.05
3	AQEU	18.91	-2.90
4	TQEX	39.16	-8.73

Monthly Spread Trend



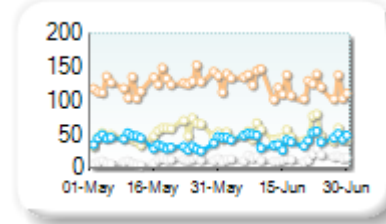
Spreads measure the bid to offer spread of the best visible orders in the book. The result is averaged over the stocks in the index and is based on measurements of the order books every 30 seconds. The value for the spread is quoted in basis points (0.01%).

Book Depths

10BPS Depth (top of book)

Rank	Venue	Depth (1K EUR)	Change
1	XMAD	123.4	-2.9
2	CEUX	50.8	-1.0
3	AQEU	43.0	+4.8
4	TQEX	15.1	+4.3

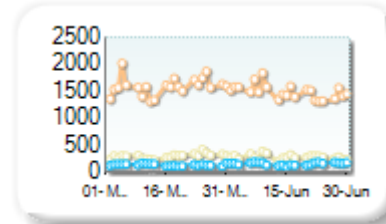
Monthly Depth Trend



50BPS Depth (deeper into book)

Rank	Venue	Depth (1K EUR)	Change
1	XMAD	1,484.6	-102.8
2	CEUX	280.9	-17.1
3	AQEU	156.1	+21.0
4	TQEX	102.8	+10.0

Monthly Depth Trend



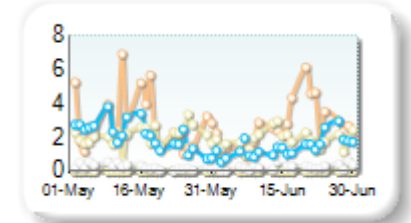
Market depth measures the amount of visible liquidity (bids and offers) in the order book within 10 or 50 BPS of mid price. The result is averaged over the stocks in the index and is based on measurements of the order book every 30 seconds. This is quoted in '000s of EUR.

Best Prices

At touch

Rank	Venue	Best Price (%)	Change
1	XMAD	2.62	+0.12
2	CEUX	1.84	-0.19
3	AQEU	1.42	-0.97
4	TQEX	0.28	+0.05
5	CHIX	0.00	+0.00
6	TRQX	0.00	+0.00
7	BATE	0.00	+0.00
8	AQXE	0.00	+0.00

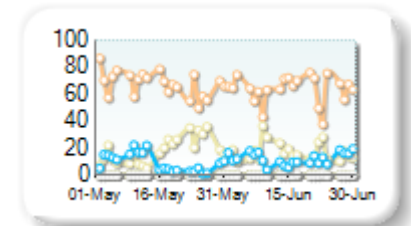
Best Prices Trend



25k EUR deal

Rank	Venue	Best Price (%)	Change
1	XMAD	63.48	-3.90
2	CEUX	17.40	-1.17
3	AQEU	12.34	+2.96
4	TQEX	0.15	+0.07
5	CHIX	0.00	+0.00
6	TRQX	0.00	+0.00
7	BATE	0.00	+0.00
8	AQXE	0.00	+0.00

Best Prices Trend

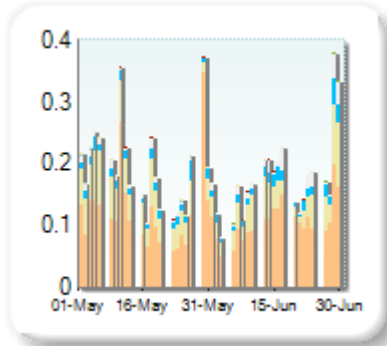


Best Price % measures how often each venue posts an absolute best price (no ties) for stocks. The result is averaged over the stocks in the index and is based on measurements of the order book every 5 seconds.

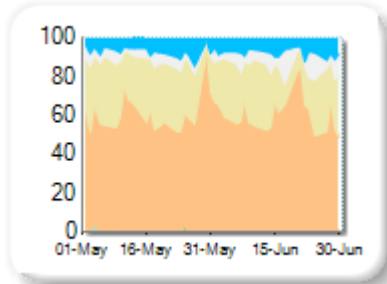
Market Share

Rank	Venue	Market Share	Change
1	XMAD	59.37%	-2.85
2	CEUX	24.38%	-1.74
3	AQEU	8.34%	+1.41
4	TQEX	7.85%	+3.59
5	BATE	0.06%	-0.05
6	CHIX	0.01%	-0.06
7	TRQX	0.00%	-0.25
8	AQXE	0.00%	-0.06

Volume Trend



Market Share Trend



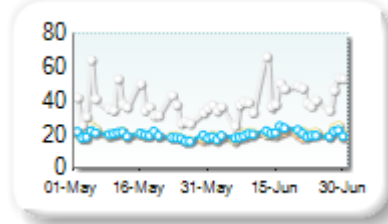
Market share is based on on-book value traded during continuous trading. The share is calculated by averaging over all stocks in the index. The current value shown is for last week and the change is relative to the previous week.

Spreads

At touch

Rank	Venue	Spread (bps)	Change
1	XMAD	19.14	+0.24
2	AQEU	20.18	+0.83
3	CEUX	20.84	+1.19
4	TQEX	41.77	+4.77

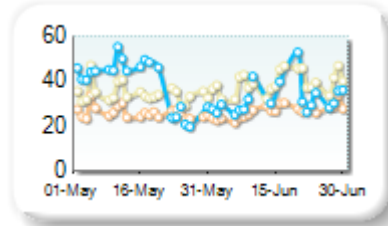
Monthly Spread Trend



25k EUR deal

Rank	Venue	Spread (bps)	Change
1	XMAD	26.72	+0.79
2	AQEU	32.07	-7.38
3	CEUX	39.23	+4.83

Monthly Spread Trend



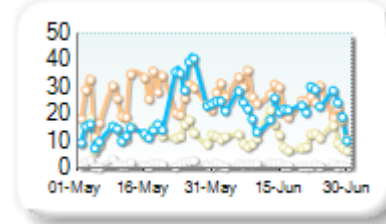
Spreads measure the bid to offer spread of the best visible orders in the book. The result is averaged over the stocks in the index and is based on measurements of the order books every 30 seconds. The value for the spread is quoted in basis points (0.01%).

Book Depths

10BPS Depth (top of book)

Rank	Venue	Depth (1K EUR)	Change
1	XMAD	25.6	0.0
2	AQEU	22.3	+3.3
3	CEUX	10.8	-2.0
4	TQEX	1.2	-0.4

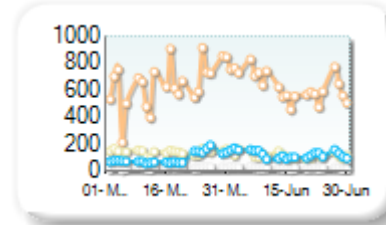
Monthly Depth Trend



50BPS Depth (deeper into book)

Rank	Venue	Depth (1K EUR)	Change
1	XMAD	630.4	-15.7
2	AQEU	125.2	+29.9
3	CEUX	116.0	-23.1
4	TQEX	24.0	-2.4
5	CHIX	0.3	+0.0

Monthly Depth Trend



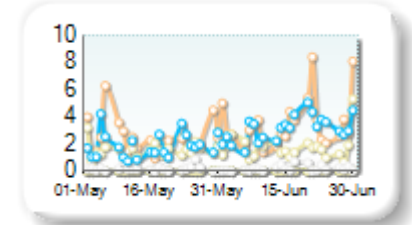
Market depth measures the amount of visible liquidity (bids and offers) in the order book within 10 or 50 BPS of mid price. The result is averaged over the stocks in the index and is based on measurements of the order book every 30 seconds. This is quoted in '000s of EUR.

Best Prices

At touch

Rank	Venue	Best Price (%)	Change
1	XMAD	3.54	+2.09
2	AQEU	3.12	+1.40
3	CEUX	1.74	+0.46
4	TQEX	0.20	-0.03
5	CHIX	0.00	+0.00
6	TRQX	0.00	+0.00
7	BATE	0.00	+0.00
8	AQXE	0.00	+0.00

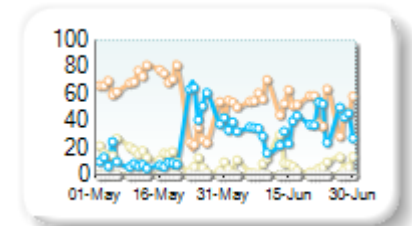
Best Prices Trend



25k EUR deal

Rank	Venue	Best Price (%)	Change
1	XMAD	52.54	-6.32
2	AQEU	35.83	+13.07
3	CEUX	7.45	-5.98
4	TQEX	0.05	-0.02
5	CHIX	0.00	+0.00
6	TRQX	0.00	+0.00
7	BATE	0.00	+0.00
8	AQXE	0.00	+0.00

Best Prices Trend

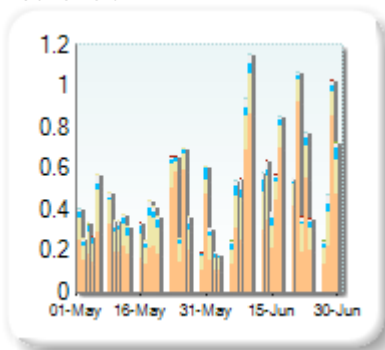


Best Price % measures how often each venue posts an absolute best price (no ties) for stocks. The result is averaged over the stocks in the index and is based on measurements of the order book every 5 seconds.

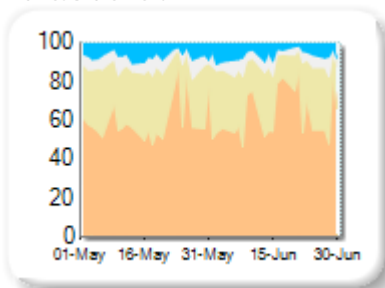
Market Share

Rank	Venue	Market Share	Change
1	XMAD	67.24%	+4.17
2	CEUX	22.47%	-2.68
3	AQEU	5.34%	-0.92
4	TQEX	4.81%	-0.58
5	BATE	0.09%	+0.06
6	CHIX	0.04%	-0.03
7	TRQX	0.02%	+0.01

Volume Trend



Market Share Trend



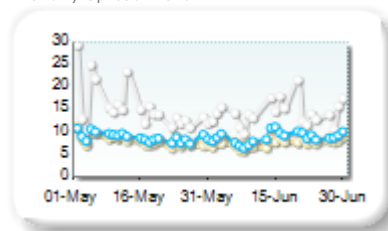
Market share is based on on-book value traded during continuous trading. The share is calculated by averaging over all stocks in the index. The current value shown is for last week and the change is relative to the previous week.

Spreads

At touch

Rank	Venue	Spread (bps)	Change
1	CEUX	7.53	-0.63
2	XMAD	8.24	-0.29
3	AQEU	8.87	-0.01
4	TQEX	15.45	-0.01

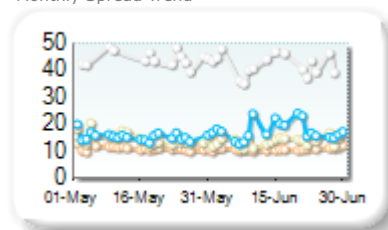
Monthly Spread Trend



25k EUR deal

Rank	Venue	Spread (bps)	Change
1	XMAD	10.83	-0.31
2	CEUX	13.63	-1.12
3	AQEU	17.49	+2.12
4	TQEX	44.57	-2.08

Monthly Spread Trend



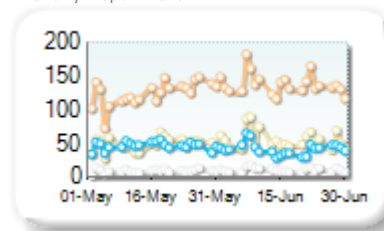
Spreads measure the bid to offer spread of the best visible orders in the book. The result is averaged over the stocks in the index and is based on measurements of the order books every 30 seconds. The value for the spread is quoted in basis points (0.01%).

Book Depths

10BPS Depth (top of book)

Rank	Venue	Depth (1K EUR)	Change
1	XMAD	137.7	+13.6
2	CEUX	56.1	+6.7
3	AQEU	42.1	-5.0
4	TQEX	11.2	+1.7

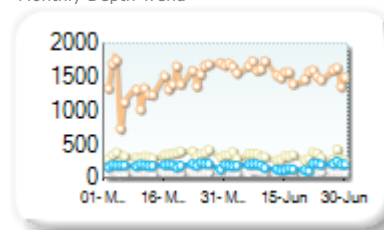
Monthly Depth Trend



50BPS Depth (deeper into book)

Rank	Venue	Depth (1K EUR)	Change
1	XMAD	1,565.2	+146.2
2	CEUX	328.7	-13.7
3	AQEU	180.6	-14.2
4	TQEX	89.6	+3.2

Monthly Depth Trend



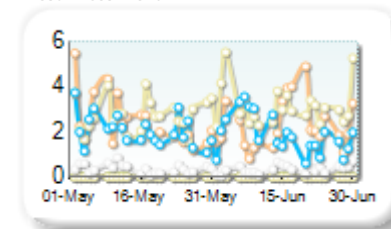
Market depth measures the amount of visible liquidity (bids and offers) in the order book within 10 or 50 BPS of mid price. The result is averaged over the stocks in the index and is based on measurements of the order book every 30 seconds. This is quoted in '000s of EUR.

Best Prices

At touch

Rank	Venue	Best Price (%)	Change
1	CEUX	3.13	+0.48
2	XMAD	2.28	+0.39
3	AQEU	1.87	-0.20
4	TQEX	0.36	-0.03
5	CHIX	0.00	+0.00
6	TRQX	0.00	+0.00
7	BATE	0.00	+0.00
8	AQXE	0.00	+0.00

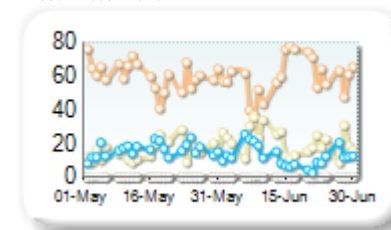
Best Prices Trend



25k EUR deal

Rank	Venue	Best Price (%)	Change
1	XMAD	59.39	-0.95
2	CEUX	21.20	+5.42
3	AQEU	12.32	-3.89
4	TQEX	0.27	+0.10
5	CHIX	0.00	+0.00
6	TRQX	0.00	+0.00
7	BATE	0.00	+0.00
8	AQXE	0.00	+0.00

Best Prices Trend

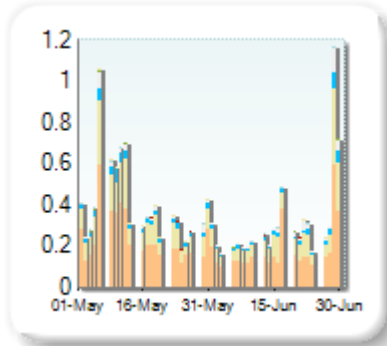


Best Price % measures how often each venue posts an absolute best price (no ties) for stocks. The result is averaged over the stocks in the index and is based on measurements of the order book every 5 seconds.

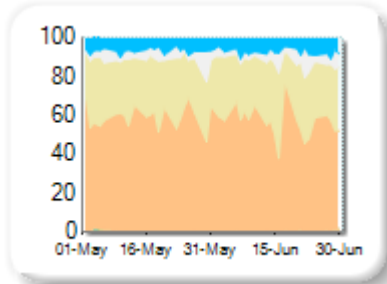
Market Share

Rank	Venue	Market Share	Change
1	XMAD	55.39%	-2.93
2	CEUX	30.58%	+0.94
3	AQEU	7.23%	+0.53
4	TQEX	6.32%	+1.41
5	BATE	0.36%	+0.27
6	TRQX	0.07%	-0.01
7	CHIX	0.05%	-0.19
8	AQXE	0.00%	-0.01

Volume Trend



Market Share Trend



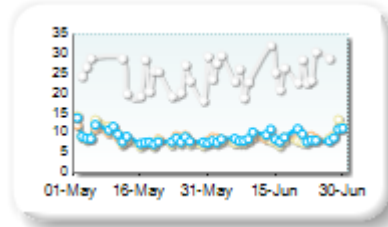
Market share is based on on-book value traded during continuous trading. The share is calculated by averaging over all stocks in the index. The current value shown is for last week and the change is relative to the previous week.

Spreads

At touch

Rank	Venue	Spread (bps)	Change
1	CEUX	8.30	-0.34
2	XMAD	8.69	+0.14
3	AQEU	8.90	+0.09
4	TQEX	30.18	-1.10

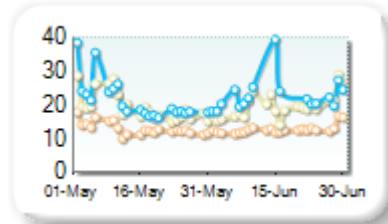
Monthly Spread Trend



25k EUR deal

Rank	Venue	Spread (bps)	Change
1	XMAD	12.72	-0.21
2	CEUX	19.52	+0.11
3	AQEU	25.70	+4.43
4	TQEX	77.20	+2.57

Monthly Spread Trend



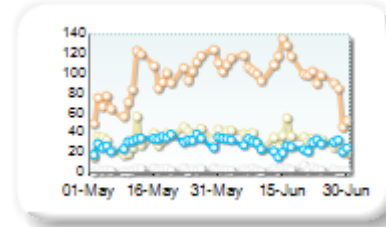
Spreads measure the bid to offer spread of the best visible orders in the book. The result is averaged over the stocks in the index and is based on measurements of the order books every 30 seconds. The value for the spread is quoted in basis points (0.01%).

Book Depths

10BPS Depth (top of book)

Rank	Venue	Depth (1K EUR)	Change
1	XMAD	101.1	+8.5
2	CEUX	34.0	-0.2
3	AQEU	27.4	-3.6
4	TQEX	3.0	+0.3

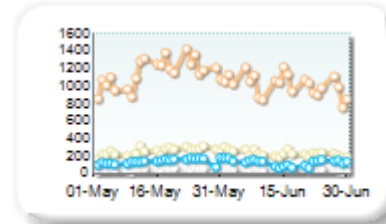
Monthly Depth Trend



50BPS Depth (deeper into book)

Rank	Venue	Depth (1K EUR)	Change
1	XMAD	1,023.0	-139.2
2	CEUX	239.9	-21.6
3	AQEU	132.9	-16.1
4	TQEX	54.8	-3.3

Monthly Depth Trend



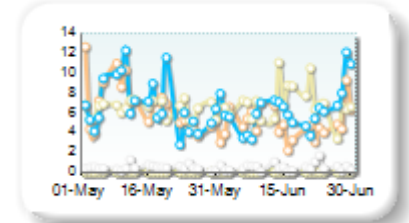
Market depth measures the amount of visible liquidity (bids and offers) in the order book within 10 or 50 BPS of mid price. The result is averaged over the stocks in the index and is based on measurements of the order book every 30 seconds. This is quoted in '000s of EUR.

Best Prices

At touch

Rank	Venue	Best Price (%)	Change
1	CEUX	6.94	+2.10
2	AQEU	6.28	-0.97
3	XMAD	4.86	-0.72
4	TQEX	0.50	+0.02
5	CHIX	0.00	+0.00
6	TRQX	0.00	+0.00
7	BATE	0.00	+0.00
8	AQXE	0.00	+0.00

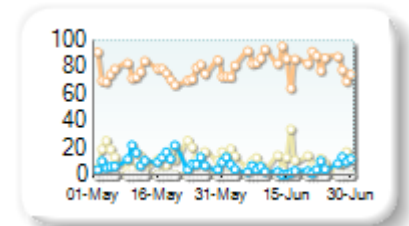
Best Prices Trend



25k EUR deal

Rank	Venue	Best Price (%)	Change
1	XMAD	82.23	+6.18
2	CEUX	11.81	-1.29
3	AQEU	5.65	-4.79
4	TQEX	0.03	-0.02
5	CHIX	0.00	+0.00
6	TRQX	0.00	+0.00
7	BATE	0.00	+0.00
8	AQXE	0.00	+0.00

Best Prices Trend



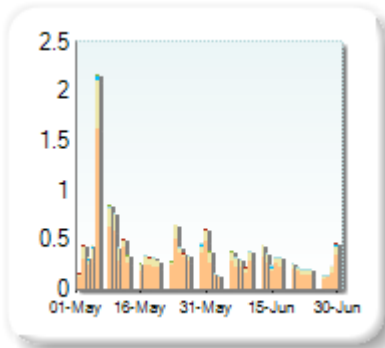
Best Price % measures how often each venue posts an absolute best price (no ties) for stocks. The result is averaged over the stocks in the index and is based on measurements of the order book every 5 seconds.

International Consolidated Airlines Group SA

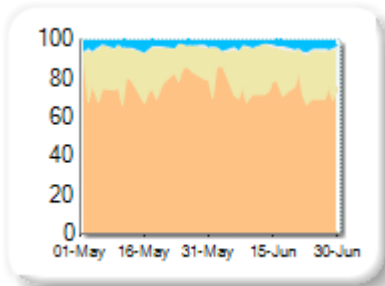
Market Share

Rank	Venue	Market Share	Change
1	XMAD	73.26%	-2.56
2	CEUX	22.11%	+1.77
3	AQEU	3.41%	+0.39
4	TQEX	1.10%	+0.44
5	TRQX	0.09%	+0.01
6	BATE	0.01%	-0.02
7	CHIX	0.01%	-0.04
8	AQXE	0.00%	0.00

Volume Trend



Market Share Trend



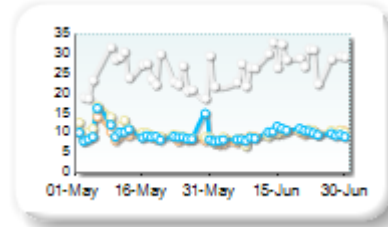
Market share is based on on-book value traded during continuous trading. The share is calculated by averaging over all stocks in the index. The current value shown is for last week and the change is relative to the previous week.

Spreads

At touch

Rank	Venue	Spread (bps)	Change
1	XMAD	9.32	+0.18
2	CEUX	9.46	-1.10
3	AQEU	9.50	-0.27
4	TQEX	28.87	+0.77

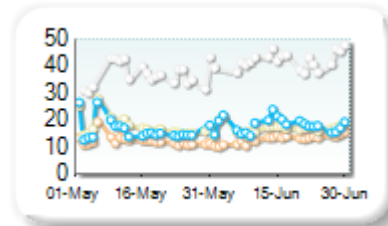
Monthly Spread Trend



25k EUR deal

Rank	Venue	Spread (bps)	Change
1	XMAD	13.02	+0.66
2	CEUX	17.01	-0.62
3	AQEU	18.12	+1.76
4	TQEX	43.23	+6.33

Monthly Spread Trend



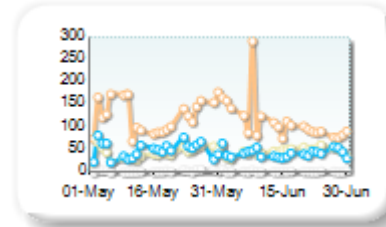
Spreads measure the bid to offer spread of the best visible orders in the book. The result is averaged over the stocks in the index and is based on measurements of the order books every 30 seconds. The value for the spread is quoted in basis points (0.01%).

Book Depths

10BPS Depth (top of book)

Rank	Venue	Depth (1K EUR)	Change
1	XMAD	112.1	-12.3
2	CEUX	47.2	+5.0
3	AQEU	42.4	-7.1
4	TRQX	7.0	+1.1
5	TQEX	2.2	-0.8

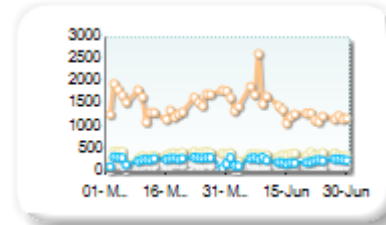
Monthly Depth Trend



50BPS Depth (deeper into book)

Rank	Venue	Depth (1K EUR)	Change
1	XMAD	1,421.6	-109.2
2	CEUX	383.7	-10.8
3	AQEU	249.1	-24.3
4	TQEX	121.2	-19.2
5	TRQX	12.9	+1.8

Monthly Depth Trend



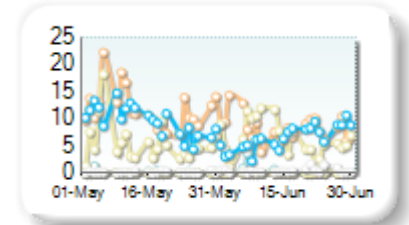
Market depth measures the amount of visible liquidity (bids and offers) in the order book within 10 or 50 BPS of mid price. The result is averaged over the stocks in the index and is based on measurements of the order book every 30 seconds. This is quoted in '000s of EUR.

Best Prices

At touch

Rank	Venue	Best Price (%)	Change
1	XMAD	8.28	-0.37
2	AQEU	6.53	-1.41
3	CEUX	6.44	-3.04
4	TQEX	0.46	+0.22
5	TRQX	0.27	+0.23
6	CHIX	0.00	+0.00
7	BATE	0.00	+0.00
8	AQXE	0.00	0.00

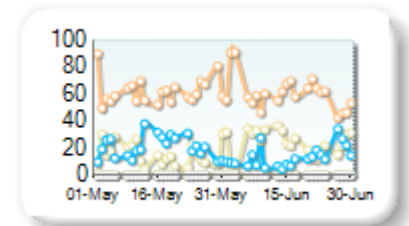
Best Prices Trend



25k EUR deal

Rank	Venue	Best Price (%)	Change
1	XMAD	60.72	-1.25
2	CEUX	23.38	+8.10
3	AQEU	13.58	-7.50
4	TQEX	0.01	0.00
5	TRQX	0.01	+0.01
6	CHIX	0.00	+0.00
7	BATE	0.00	+0.00
8	AQXE	0.00	+0.00

Best Prices Trend

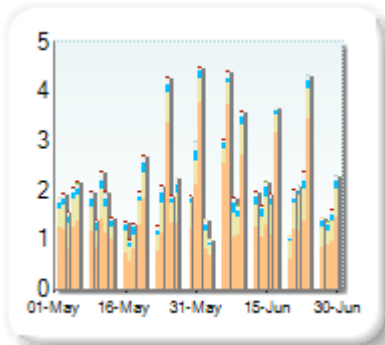


Best Price % measures how often each venue posts an absolute best price (no ties) for stocks. The result is averaged over the stocks in the index and is based on measurements of the order book every 5 seconds.

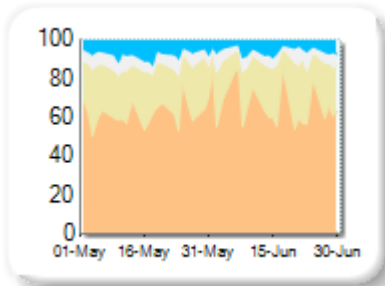
Market Share

Rank	Venue	Market Share	Change
1	XMAD	69.75%	+6.54
2	CEUX	19.85%	-3.34
3	AQEU	5.27%	-1.84
4	TQEX	5.07%	-1.29
5	BATE	0.04%	+0.02
6	TRQX	0.01%	-0.02
7	CHIX	0.01%	-0.02
8	AQXE	0.00%	-0.05

Volume Trend



Market Share Trend



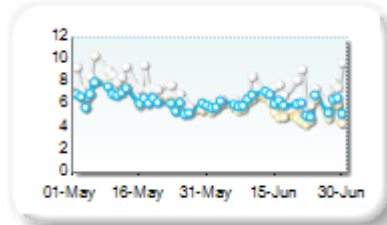
Market share is based on on-book value traded during continuous trading. The share is calculated by averaging over all stocks in the index. The current value shown is for last week and the change is relative to the previous week.

Spreads

At touch

Rank	Venue	Spread (bps)	Change
1	CEUX	5.54	-0.96
2	XMAD	5.69	-0.92
3	AQEU	6.12	-0.36
4	TQEX	7.21	-0.55
5	BATE	175.14	n/a
6	AQXE	500.42	+11.64
7	CHIX	501.00	n/a
8	TRQX	501.00	n/a

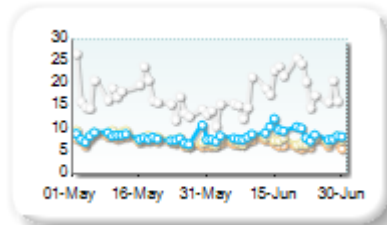
Monthly Spread Trend



25k EUR deal

Rank	Venue	Spread (bps)	Change
1	XMAD	6.67	-0.71
2	CEUX	7.46	-0.69
3	AQEU	8.74	+0.56
4	TQEX	18.71	+0.97

Monthly Spread Trend



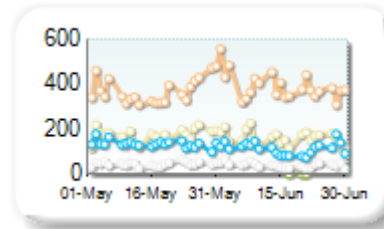
Spreads measure the bid to offer spread of the best visible orders in the book. The result is averaged over the stocks in the index and is based on measurements of the order books every 30 seconds. The value for the spread is quoted in basis points (0.01%).

Book Depths

10BPS Depth (top of book)

Rank	Venue	Depth (1K EUR)	Change
1	XMAD	388.5	+20.0
2	CEUX	163.3	-8.5
3	AQEU	114.0	-20.7
4	TQEX	41.0	-5.1
5	AQXE	0.0	0.0

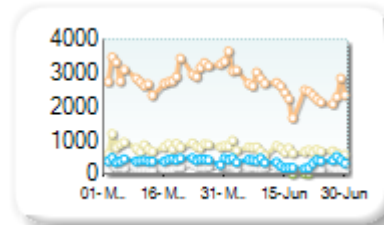
Monthly Depth Trend



50BPS Depth (deeper into book)

Rank	Venue	Depth (1K EUR)	Change
1	XMAD	2,558.6	-394.9
2	CEUX	714.8	-113.6
3	AQEU	347.6	-67.1
4	TQEX	188.6	-22.1
5	BATE	20.1	+4.6
6	CHIX	18.9	+3.8
7	AQXE	0.0	0.0

Monthly Depth Trend



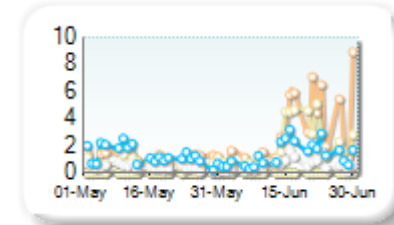
Market depth measures the amount of visible liquidity (bids and offers) in the order book within 10 or 50 BPS of mid price. The result is averaged over the stocks in the index and is based on measurements of the order book every 30 seconds. This is quoted in '000s of EUR.

Best Prices

At touch

Rank	Venue	Best Price (%)	Change
1	XMAD	2.97	+2.81
2	CEUX	2.04	+1.31
3	AQEU	1.41	+0.05
4	TQEX	0.61	+0.23
5	AQXE	0.00	-0.01
6	CHIX	0.00	+0.00
7	TRQX	0.00	+0.00
8	BATE	0.00	0.00

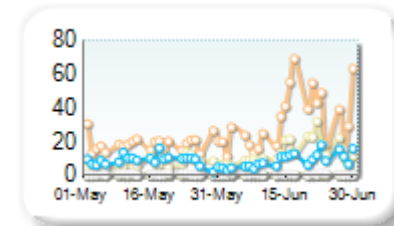
Best Prices Trend



25k EUR deal

Rank	Venue	Best Price (%)	Change
1	XMAD	32.75	+14.12
2	CEUX	13.64	+6.09
3	AQEU	8.85	+0.05
4	TQEX	0.65	+0.05
5	CHIX	0.00	+0.00
6	TRQX	0.00	+0.00
7	BATE	0.00	+0.00
8	AQXE	0.00	+0.00

Best Prices Trend

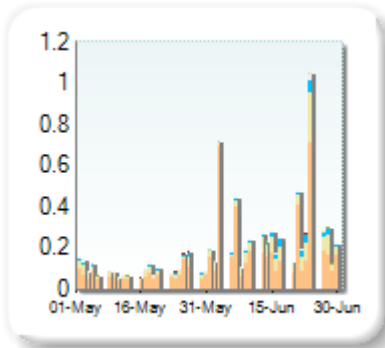


Best Price % measures how often each venue posts an absolute best price (no ties) for stocks. The result is averaged over the stocks in the index and is based on measurements of the order book every 5 seconds.

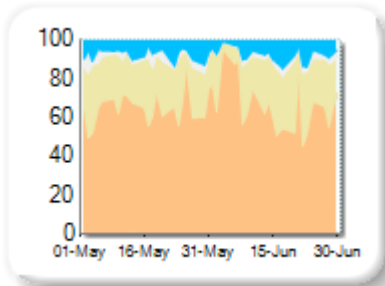
Market Share

Rank	Venue	Market Share	Change
1	XMAD	70.08%	+5.76
2	CEUX	20.89%	-3.25
3	AQEU	6.81%	-0.65
4	TQEX	2.17%	-1.83
5	BATE	0.03%	-0.01
6	CHIX	0.01%	-0.02
7	TRQX	0.01%	0.00
8	AQXE	0.00%	0.00

Volume Trend



Market Share Trend



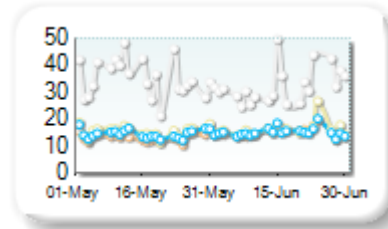
Market share is based on on-book value traded during continuous trading. The share is calculated by averaging over all stocks in the index. The current value shown is for last week and the change is relative to the previous week.

Spreads

At touch

Rank	Venue	Spread (bps)	Change
1	AQEU	15.16	+0.71
2	XMAD	15.21	+1.76
3	CEUX	16.02	+0.63
4	TQEX	35.22	+0.12

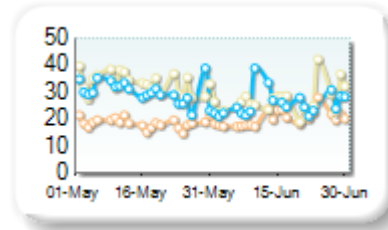
Monthly Spread Trend



25k EUR deal

Rank	Venue	Spread (bps)	Change
1	XMAD	20.23	+1.67
2	AQEU	25.68	-4.27
3	CEUX	26.87	-6.35

Monthly Spread Trend



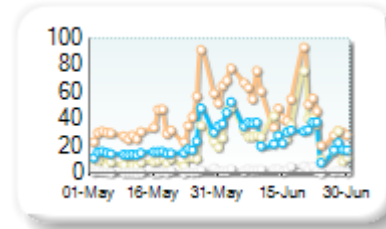
Spreads measure the bid to offer spread of the best visible orders in the book. The result is averaged over the stocks in the index and is based on measurements of the order books every 30 seconds. The value for the spread is quoted in basis points (0.01%).

Book Depths

10BPS Depth (top of book)

Rank	Venue	Depth (1K EUR)	Change
1	XMAD	51.4	+13.8
2	CEUX	31.4	+20.1
3	AQEU	29.8	+11.3
4	TQEX	2.7	+1.5

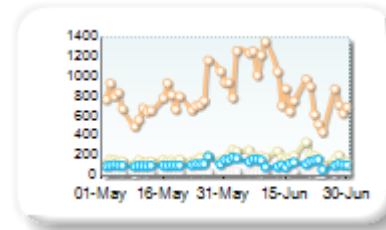
Monthly Depth Trend



50BPS Depth (deeper into book)

Rank	Venue	Depth (1K EUR)	Change
1	XMAD	887.6	+109.8
2	CEUX	197.1	+48.6
3	AQEU	126.9	+18.7
4	TQEX	29.2	-1.6

Monthly Depth Trend



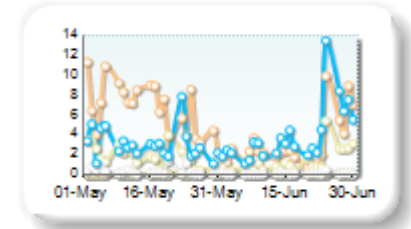
Market depth measures the amount of visible liquidity (bids and offers) in the order book within 10 or 50 BPS of mid price. The result is averaged over the stocks in the index and is based on measurements of the order book every 30 seconds. This is quoted in '000s of EUR.

Best Prices

At touch

Rank	Venue	Best Price (%)	Change
1	AQEU	3.88	+0.76
2	XMAD	3.04	-3.62
3	CEUX	1.26	-0.65
4	TQEX	0.05	-0.21
5	CHIX	0.00	+0.00
6	TRQX	0.00	+0.00
7	BATE	0.00	+0.00
8	AQXE	0.00	+0.00

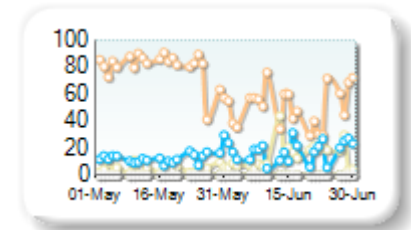
Best Prices Trend



25k EUR deal

Rank	Venue	Best Price (%)	Change
1	XMAD	50.72	-28.92
2	AQEU	17.92	+4.79
3	CEUX	14.48	+10.21
4	TQEX	0.05	+0.04
5	CHIX	0.00	+0.00
6	TRQX	0.00	+0.00
7	BATE	0.00	+0.00
8	AQXE	0.00	+0.00

Best Prices Trend

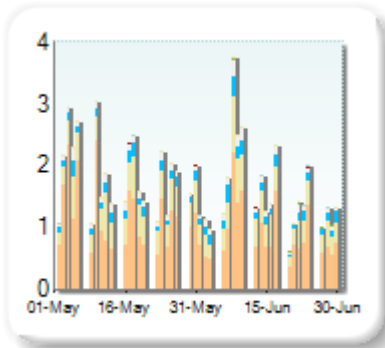


Best Price % measures how often each venue posts an absolute best price (no ties) for stocks. The result is averaged over the stocks in the index and is based on measurements of the order book every 5 seconds.

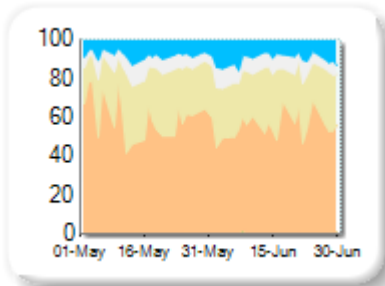
Market Share

Rank	Venue	Market Share	Change
1	XMAD	56.33%	-6.08
2	CEUX	26.28%	+2.54
3	AQEU	9.59%	+2.15
4	TQEX	7.44%	+1.15
5	BATE	0.26%	+0.24
6	CHIX	0.07%	+0.04
7	TRQX	0.04%	0.00
8	AQXE	0.00%	-0.03

Volume Trend



Market Share Trend



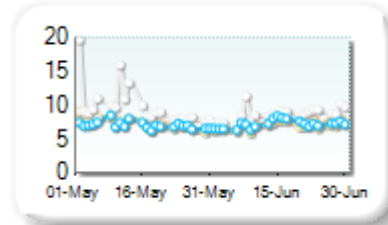
Market share is based on on-book value traded during continuous trading. The share is calculated by averaging over all stocks in the index. The current value shown is for last week and the change is relative to the previous week.

Spreads

At touch

Rank	Venue	Spread (bps)	Change
1	CEUX	6.96	-0.21
2	AQEU	7.20	+0.15
3	XMAD	7.28	+0.07
4	TQEX	8.70	-1.17
5	AQXE	499.48	+0.72
6	CHIX	501.00	+0.00
7	TRQX	501.00	+0.00
8	BATE	501.00	+0.00

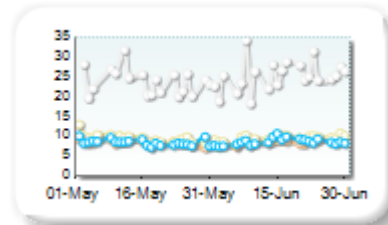
Monthly Spread Trend



25k EUR deal

Rank	Venue	Spread (bps)	Change
1	XMAD	8.41	+0.16
2	AQEU	8.50	+0.20
3	CEUX	9.47	+0.10
4	TQEX	25.25	-1.12

Monthly Spread Trend



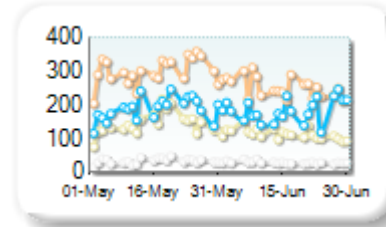
Spreads measure the bid to offer spread of the best visible orders in the book. The result is averaged over the stocks in the index and is based on measurements of the order books every 30 seconds. The value for the spread is quoted in basis points (0.01%).

Book Depths

10BPS Depth (top of book)

Rank	Venue	Depth (1K EUR)	Change
1	XMAD	249.2	-49.0
2	AQEU	183.3	-4.1
3	CEUX	112.6	-30.6
4	TQEX	29.5	-3.8
5	AQXE	0.1	+0.0

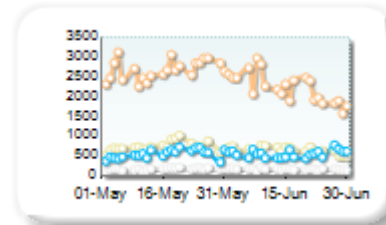
Monthly Depth Trend



50BPS Depth (deeper into book)

Rank	Venue	Depth (1K EUR)	Change
1	XMAD	2,221.5	-457.0
2	CEUX	635.2	-92.8
3	AQEU	544.7	+1.5
4	TQEX	154.2	-7.7
5	AQXE	0.4	+0.0

Monthly Depth Trend



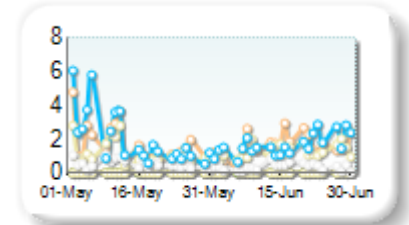
Market depth measures the amount of visible liquidity (bids and offers) in the order book within 10 or 50 BPS of mid price. The result is averaged over the stocks in the index and is based on measurements of the order book every 30 seconds. This is quoted in '000s of EUR.

Best Prices

At touch

Rank	Venue	Best Price (%)	Change
1	AQEU	1.66	-0.48
2	XMAD	1.63	-0.16
3	CEUX	1.27	+0.08
4	TQEX	0.37	-0.12
5	AQXE	0.00	0.00
6	CHIX	0.00	+0.00
7	TRQX	0.00	+0.00
8	BATE	0.00	+0.00

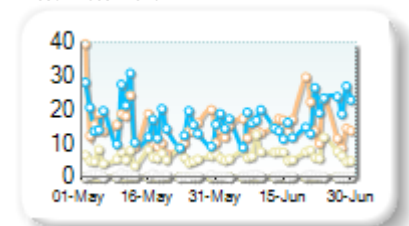
Best Prices Trend



25k EUR deal

Rank	Venue	Best Price (%)	Change
1	AQEU	17.60	+1.05
2	XMAD	15.46	+0.38
3	CEUX	6.86	+0.87
4	TQEX	0.41	-0.14
5	CHIX	0.00	+0.00
6	TRQX	0.00	+0.00
7	BATE	0.00	+0.00
8	AQXE	0.00	+0.00

Best Prices Trend

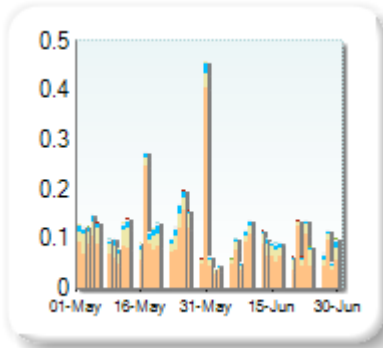


Best Price % measures how often each venue posts an absolute best price (no ties) for stocks. The result is averaged over the stocks in the index and is based on measurements of the order book every 5 seconds.

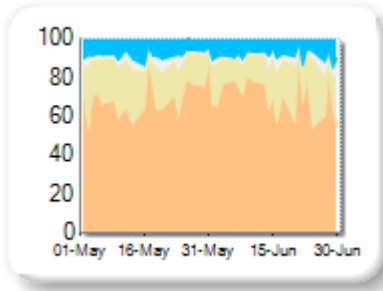
Market Share

Rank	Venue	Market Share	Change
1	XMAD	71.43%	-0.73
2	CEUX	17.70%	+0.29
3	AQEU	8.08%	+0.37
4	TQEX	2.65%	+0.07
5	BATE	0.10%	+0.07
6	TRQX	0.02%	-0.03
7	CHIX	0.02%	-0.04

Volume Trend



Market Share Trend



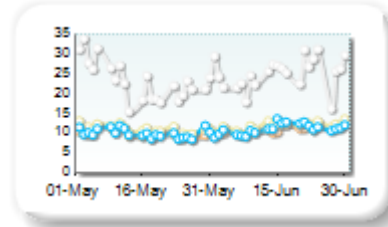
Market share is based on on-book value traded during continuous trading. The share is calculated by averaging over all stocks in the index. The current value shown is for last week and the change is relative to the previous week.

Spreads

At touch

Rank	Venue	Spread (bps)	Change
1	XMAD	10.83	+1.02
2	AQEU	11.00	+1.09
3	CEUX	11.64	+0.80
4	TQEX	25.20	+1.89

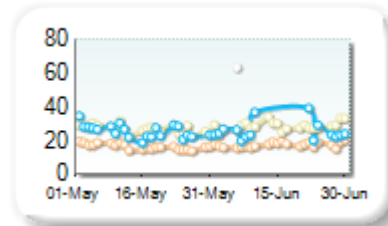
Monthly Spread Trend



25k EUR deal

Rank	Venue	Spread (bps)	Change
1	XMAD	17.55	+1.03
2	AQEU	25.56	+0.05
3	CEUX	28.54	+1.52
4	TQEX	63.08	n/a

Monthly Spread Trend



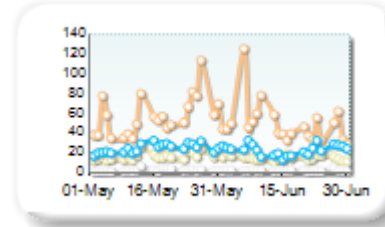
Spreads measure the bid to offer spread of the best visible orders in the book. The result is averaged over the stocks in the index and is based on measurements of the order books every 30 seconds. The value for the spread is quoted in basis points (0.01%).

Book Depths

10BPS Depth (top of book)

Rank	Venue	Depth (1K EUR)	Change
1	XMAD	49.5	-7.9
2	AQEU	22.9	-1.6
3	CEUX	14.7	-1.6
4	TQEX	2.0	-0.3

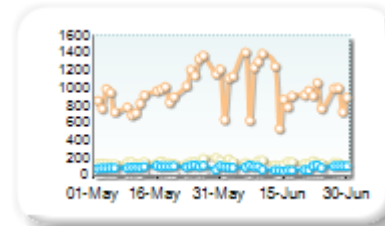
Monthly Depth Trend



50BPS Depth (deeper into book)

Rank	Venue	Depth (1K EUR)	Change
1	XMAD	982.1	+3.7
2	CEUX	150.0	-6.9
3	AQEU	93.9	-9.3
4	TQEX	36.2	+1.4

Monthly Depth Trend



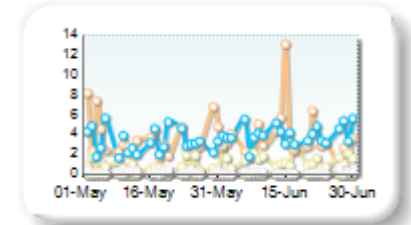
Market depth measures the amount of visible liquidity (bids and offers) in the order book within 10 or 50 BPS of mid price. The result is averaged over the stocks in the index and is based on measurements of the order book every 30 seconds. This is quoted in '000s of EUR.

Best Prices

At touch

Rank	Venue	Best Price (%)	Change
1	AQEU	3.97	+0.63
2	XMAD	3.63	+0.18
3	CEUX	1.43	+0.71
4	TQEX	0.12	-0.06
5	CHIX	0.00	+0.00
6	TRQX	0.00	+0.00
7	BATE	0.00	+0.00
8	AQXE	0.00	+0.00

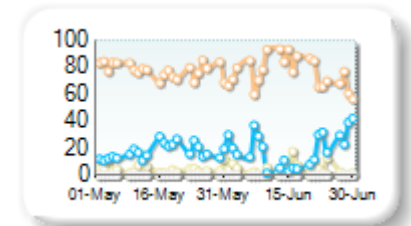
Best Prices Trend



25k EUR deal

Rank	Venue	Best Price (%)	Change
1	XMAD	75.73	-1.72
2	AQEU	19.43	+1.85
3	CEUX	4.49	-0.09
4	TQEX	0.00	+0.00
5	CHIX	0.00	+0.00
6	TRQX	0.00	+0.00
7	BATE	0.00	+0.00
8	AQXE	0.00	+0.00

Best Prices Trend

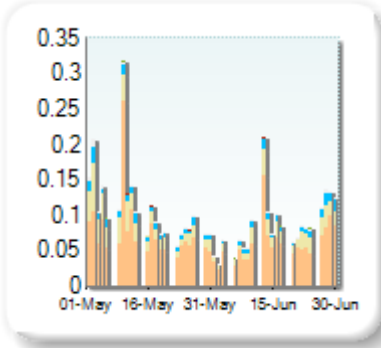


Best Price % measures how often each venue posts an absolute best price (no ties) for stocks. The result is averaged over the stocks in the index and is based on measurements of the order book every 5 seconds.

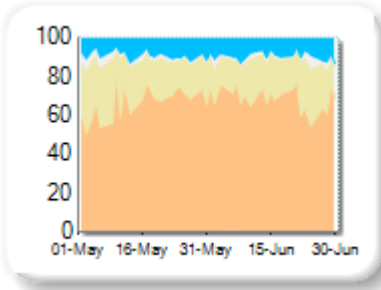
Market Share

Rank	Venue	Market Share	Change
1	XMAD	68.59%	+1.69
2	CEUX	20.12%	-2.09
3	AQEU	9.30%	+1.04
4	TQEX	1.94%	-0.64
5	BATE	0.04%	+0.03
6	CHIX	0.00%	-0.02

Volume Trend



Market Share Trend



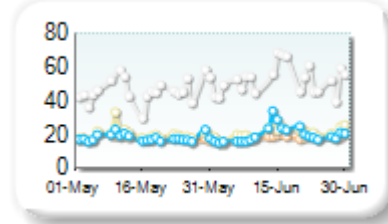
Market share is based on on-book value traded during continuous trading. The share is calculated by averaging over all stocks in the index. The current value shown is for last week and the change is relative to the previous week.

Spreads

At touch

Rank	Venue	Spread (bps)	Change
1	XMAD	17.62	+0.12
2	AQEU	19.90	+1.89
3	CEUX	20.87	+0.97
4	TQEX	53.84	+4.43

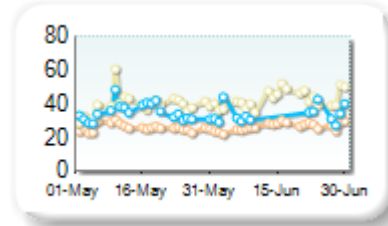
Monthly Spread Trend



25k EUR deal

Rank	Venue	Spread (bps)	Change
1	XMAD	26.53	+0.76
2	AQEU	33.71	-1.24
3	CEUX	42.74	+3.48

Monthly Spread Trend



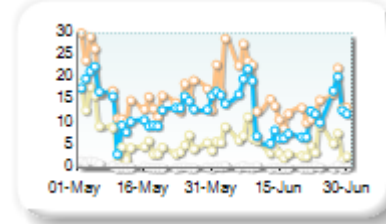
Spreads measure the bid to offer spread of the best visible orders in the book. The result is averaged over the stocks in the index and is based on measurements of the order books every 30 seconds. The value for the spread is quoted in basis points (0.01%).

Book Depths

10BPS Depth (top of book)

Rank	Venue	Depth (1K EUR)	Change
1	XMAD	16.6	-0.2
2	AQEU	12.6	-0.9
3	CEUX	5.3	-1.6
4	TQEX	0.3	-0.2

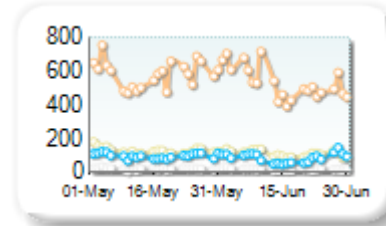
Monthly Depth Trend



50BPS Depth (deeper into book)

Rank	Venue	Depth (1K EUR)	Change
1	XMAD	528.7	-51.0
2	CEUX	111.0	-15.1
3	AQEU	85.6	-11.3
4	TQEX	18.4	-3.4

Monthly Depth Trend



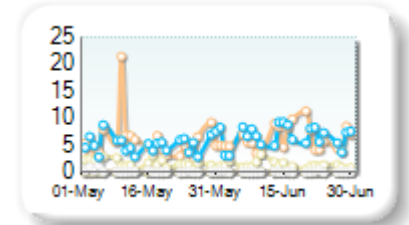
Market depth measures the amount of visible liquidity (bids and offers) in the order book within 10 or 50 BPS of mid price. The result is averaged over the stocks in the index and is based on measurements of the order book every 30 seconds. This is quoted in '000s of EUR.

Best Prices

At touch

Rank	Venue	Best Price (%)	Change
1	AQEU	6.65	+1.24
2	XMAD	6.20	+1.72
3	CEUX	1.28	-0.33
4	TQEX	0.07	-0.11
5	CHIX	0.00	+0.00
6	BATE	0.00	+0.00
7	AQXE	0.00	+0.00

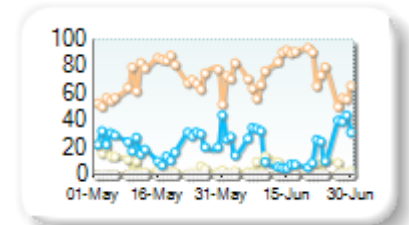
Best Prices Trend



25k EUR deal

Rank	Venue	Best Price (%)	Change
1	XMAD	74.25	+4.58
2	AQEU	21.31	-1.70
3	CEUX	4.14	-2.61
4	TQEX	0.00	-0.03
5	CHIX	0.00	+0.00
6	BATE	0.00	+0.00
7	AQXE	0.00	+0.00

Best Prices Trend

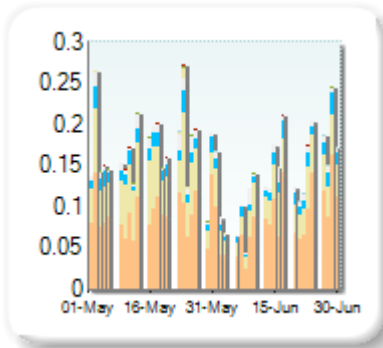


Best Price % measures how often each venue posts an absolute best price (no ties) for stocks. The result is averaged over the stocks in the index and is based on measurements of the order book every 5 seconds.

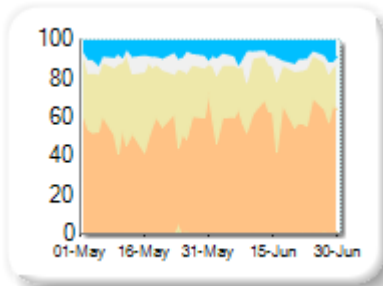
Market Share

Rank	Venue	Market Share	Change
1	XMAD	60.12%	+7.37
2	CEUX	25.63%	-6.49
3	AQEU	8.71%	+0.23
4	TQEX	5.40%	-0.66
5	BATE	0.09%	-0.08
6	TRQX	0.05%	+0.03
7	AQXE	0.00%	-0.36
8	CHIX	0.00%	-0.03

Volume Trend



Market Share Trend



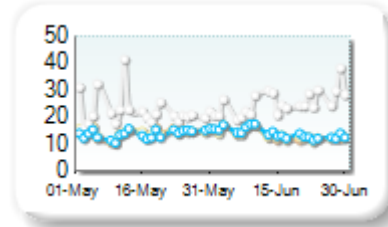
Market share is based on on-book value traded during continuous trading. The share is calculated by averaging over all stocks in the index. The current value shown is for last week and the change is relative to the previous week.

Spreads

At touch

Rank	Venue	Spread (bps)	Change
1	XMAD	13.50	-0.68
2	CEUX	13.55	-0.54
3	AQEU	13.99	+0.19
4	TQEX	25.31	+2.89

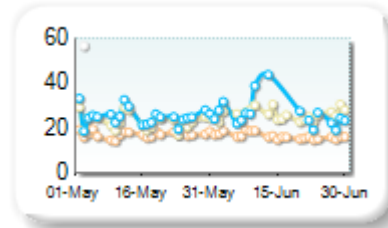
Monthly Spread Trend



25k EUR deal

Rank	Venue	Spread (bps)	Change
1	XMAD	16.53	-0.73
2	CEUX	25.98	+2.87
3	AQEU	26.50	+1.44

Monthly Spread Trend



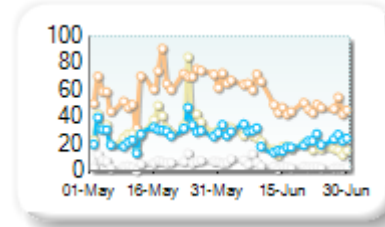
Spreads measure the bid to offer spread of the best visible orders in the book. The result is averaged over the stocks in the index and is based on measurements of the order books every 30 seconds. The value for the spread is quoted in basis points (0.01%).

Book Depths

10BPS Depth (top of book)

Rank	Venue	Depth (1K EUR)	Change
1	XMAD	53.7	-8.9
2	AQEU	23.8	-4.4
3	CEUX	20.9	-13.2
4	TQEX	4.6	-1.8

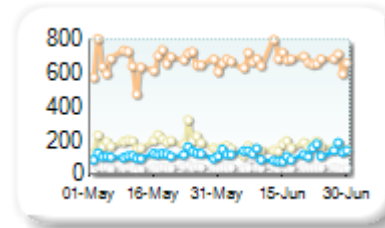
Monthly Depth Trend



50BPS Depth (deeper into book)

Rank	Venue	Depth (1K EUR)	Change
1	XMAD	675.4	+13.6
2	CEUX	159.7	-32.4
3	AQEU	122.5	+10.7
4	TQEX	40.2	+1.0

Monthly Depth Trend



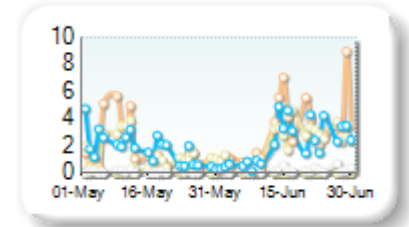
Market depth measures the amount of visible liquidity (bids and offers) in the order book within 10 or 50 BPS of mid price. The result is averaged over the stocks in the index and is based on measurements of the order book every 30 seconds. This is quoted in '000s of EUR.

Best Prices

At touch

Rank	Venue	Best Price (%)	Change
1	XMAD	2.94	+1.38
2	AQEU	2.18	+0.17
3	CEUX	2.12	+1.07
4	TQEX	0.21	+0.11
5	CHIX	0.00	+0.00
6	TRQX	0.00	+0.00
7	BATE	0.00	+0.00
8	AQXE	0.00	+0.00

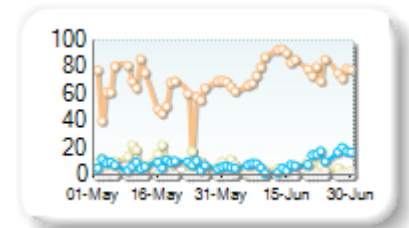
Best Prices Trend



25k EUR deal

Rank	Venue	Best Price (%)	Change
1	XMAD	77.47	+15.02
2	AQEU	9.69	+1.95
3	CEUX	5.41	-6.17
4	TQEX	0.13	+0.06
5	CHIX	0.00	+0.00
6	TRQX	0.00	+0.00
7	BATE	0.00	+0.00
8	AQXE	0.00	+0.00

Best Prices Trend

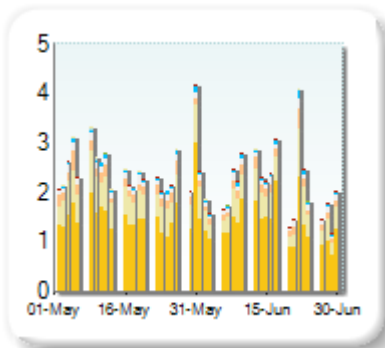


Best Price % measures how often each venue posts an absolute best price (no ties) for stocks. The result is averaged over the stocks in the index and is based on measurements of the order book every 5 seconds.

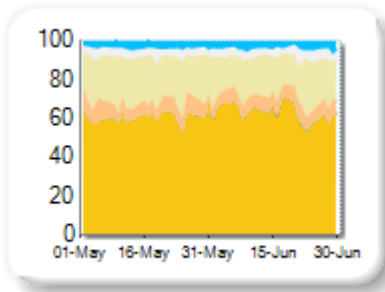
Market Share

Rank	Venue	Market Share	Change
1	ENXT	62.60%	+1.11
2	CEUX	21.30%	-1.60
3	XMAD	7.15%	-0.30
4	TQEX	4.71%	+0.11
5	AQEU	3.87%	+0.42
6	TRQX	0.16%	+0.11
7	BATE	0.12%	+0.07
8	CHIX	0.10%	+0.08
9	AQXE	0.00%	0.00

Volume Trend



Market Share Trend



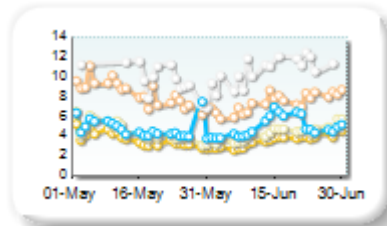
Market share is based on on-book value traded during continuous trading. The share is calculated by averaging over all stocks in the index. The current value shown is for last week and the change is relative to the previous week.

Spreads

At touch

Rank	Venue	Spread (bps)	Change
1	ENXT	3.56	-0.10
2	CEUX	4.29	-0.17
3	AQEU	4.93	+0.19
4	XMAD	7.42	-0.90
5	TQEX	11.71	-1.21
6	CHIX	497.61	-3.39
7	TRQX	501.00	+0.00
8	BATE	501.00	+0.00
9	AQXE	501.00	+0.00

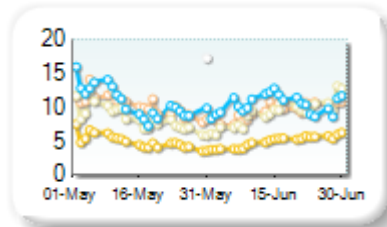
Monthly Spread Trend



25k EUR deal

Rank	Venue	Spread (bps)	Change
1	ENXT	4.95	+0.02
2	CEUX	9.08	+0.68
3	XMAD	9.44	-0.88
4	AQEU	10.39	-0.90
5	TQEX	25.39	-19.68

Monthly Spread Trend



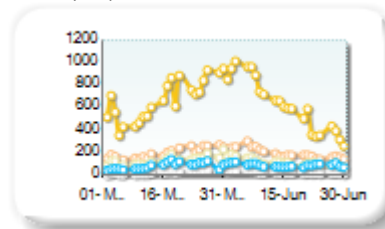
Spreads measure the bid to offer spread of the best visible orders in the book. The result is averaged over the stocks in the index and is based on measurements of the order books every 30 seconds. The value for the spread is quoted in basis points (0.01%).

Book Depths

10BPS Depth (top of book)

Rank	Venue	Depth (1K EUR)	Change
1	ENXT	623.4	-46.4
2	XMAD	195.0	+1.9
3	CEUX	114.9	-16.1
4	AQEU	89.4	+5.7
5	TQEX	23.7	-1.6
6	CHIX	2.2	+1.4

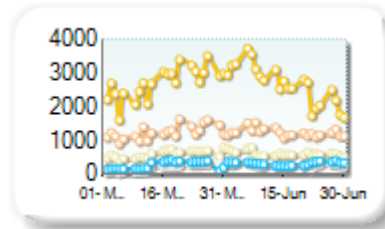
Monthly Depth Trend



50BPS Depth (deeper into book)

Rank	Venue	Depth (1K EUR)	Change
1	ENXT	2,644.3	-63.9
2	XMAD	1,237.8	-3.5
3	CEUX	611.5	+14.8
4	AQEU	322.1	+50.4
5	TQEX	265.0	+75.1
6	CHIX	3.3	+2.1

Monthly Depth Trend



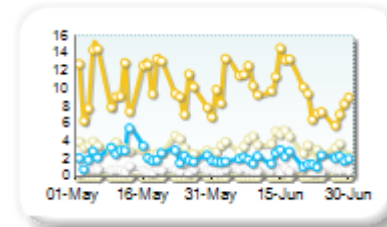
Market depth measures the amount of visible liquidity (bids and offers) in the order book within 10 or 50 BPS of mid price. The result is averaged over the stocks in the index and is based on measurements of the order book every 30 seconds. This is quoted in '000s of EUR.

Best Prices

At touch

Rank	Venue	Best Price (%)	Change
1	ENXT	10.06	+0.23
2	CEUX	3.62	+0.42
3	AQEU	2.00	-0.36
4	TQEX	0.80	+0.05
5	CHIX	0.01	+0.01
6	TRQX	0.00	+0.00
7	BATE	0.00	+0.00
8	AQXE	0.00	+0.00

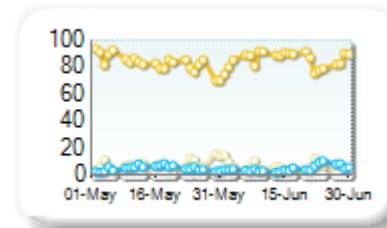
Best Prices Trend



25k EUR deal

Rank	Venue	Best Price (%)	Change
1	ENXT	85.39	+2.46
2	CEUX	6.30	-1.45
3	AQEU	4.96	-0.28
4	TQEX	0.19	-0.11
5	CHIX	0.00	+0.00
6	TRQX	0.00	+0.00
7	BATE	0.00	+0.00
8	AQXE	0.00	+0.00

Best Prices Trend

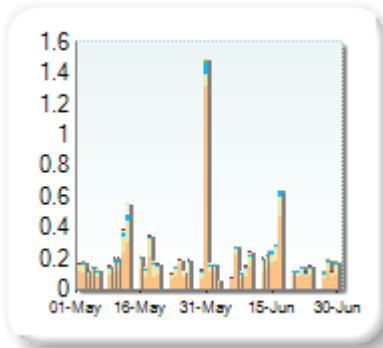


Best Price % measures how often each venue posts an absolute best price (no ties) for stocks. The result is averaged over the stocks in the index and is based on measurements of the order book every 5 seconds.

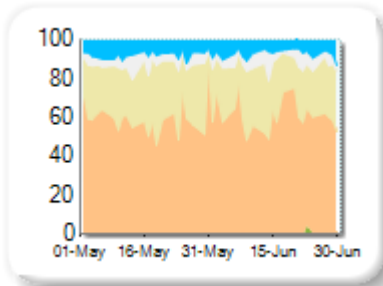
Market Share

Rank	Venue	Market Share	Change
1	XMAD	61.73%	-4.17
2	CEUX	25.72%	+3.62
3	AQEU	6.94%	-0.23
4	TQEX	5.33%	+0.68
5	BATE	0.23%	+0.21
6	CHIX	0.02%	+0.00
7	TRQX	0.02%	-0.10
8	AQXE	0.00%	-0.01

Volume Trend



Market Share Trend



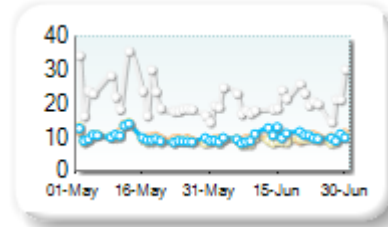
Market share is based on on-book value traded during continuous trading. The share is calculated by averaging over all stocks in the index. The current value shown is for last week and the change is relative to the previous week.

Spreads

At touch

Rank	Venue	Spread (bps)	Change
1	CEUX	9.05	-0.82
2	XMAD	9.76	-0.57
3	AQEU	10.16	+0.12
4	TQEX	22.04	-1.65

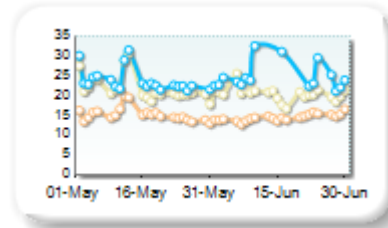
Monthly Spread Trend



25k EUR deal

Rank	Venue	Spread (bps)	Change
1	XMAD	14.46	-0.76
2	CEUX	20.40	-1.44
3	AQEU	24.73	+0.94

Monthly Spread Trend



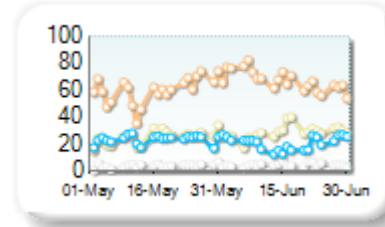
Spreads measure the bid to offer spread of the best visible orders in the book. The result is averaged over the stocks in the index and is based on measurements of the order books every 30 seconds. The value for the spread is quoted in basis points (0.01%).

Book Depths

10BPS Depth (top of book)

Rank	Venue	Depth (1K EUR)	Change
1	XMAD	66.9	+7.0
2	CEUX	28.9	+3.5
3	AQEU	21.0	-2.8
4	TQEX	4.8	+0.6

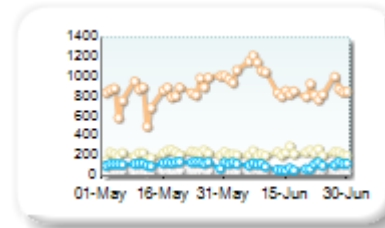
Monthly Depth Trend



50BPS Depth (deeper into book)

Rank	Venue	Depth (1K EUR)	Change
1	XMAD	933.3	+85.5
2	CEUX	226.2	+6.5
3	AQEU	97.7	-21.6
4	TQEX	49.6	-0.6

Monthly Depth Trend



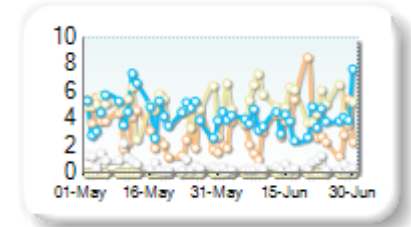
Market depth measures the amount of visible liquidity (bids and offers) in the order book within 10 or 50 BPS of mid price. The result is averaged over the stocks in the index and is based on measurements of the order book every 30 seconds. This is quoted in '000s of EUR.

Best Prices

At touch

Rank	Venue	Best Price (%)	Change
1	CEUX	5.14	+0.67
2	AQEU	4.01	-0.43
3	XMAD	3.22	+0.54
4	TQEX	0.45	-0.24
5	CHIX	0.00	+0.00
6	TRQX	0.00	+0.00
7	BATE	0.00	+0.00
8	AQXE	0.00	+0.00

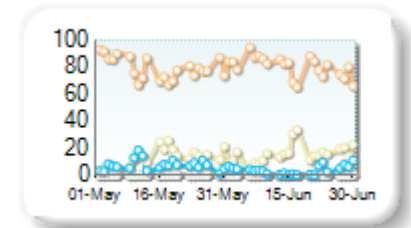
Best Prices Trend



25k EUR deal

Rank	Venue	Best Price (%)	Change
1	XMAD	80.18	+1.23
2	CEUX	15.53	+2.33
3	AQEU	3.92	-3.76
4	TQEX	0.13	+0.12
5	CHIX	0.00	+0.00
6	TRQX	0.00	+0.00
7	BATE	0.00	+0.00
8	AQXE	0.00	+0.00

Best Prices Trend

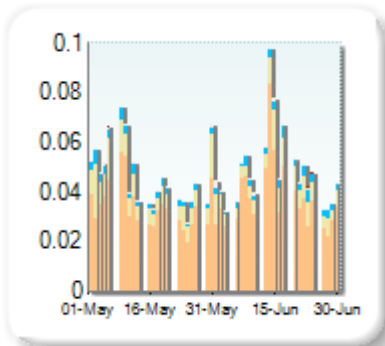


Best Price % measures how often each venue posts an absolute best price (no ties) for stocks. The result is averaged over the stocks in the index and is based on measurements of the order book every 5 seconds.

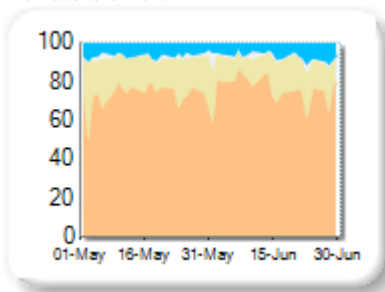
Market Share

Rank	Venue	Market Share	Change
1	XMAD	76.83%	+4.08
2	CEUX	15.29%	-4.17
3	AQEU	6.33%	+0.06
4	TQEX	1.55%	+0.03
5	CHIX	0.00%	0.00

Volume Trend



Market Share Trend



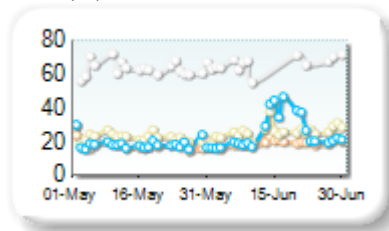
Market share is based on on-book value traded during continuous trading. The share is calculated by averaging over all stocks in the index. The current value shown is for last week and the change is relative to the previous week.

Spreads

At touch

Rank	Venue	Spread (bps)	Change
1	XMAD	19.16	+1.47
2	AQEU	25.57	+7.10
3	CEUX	25.85	+3.16
4	TQEX	70.84	+5.74

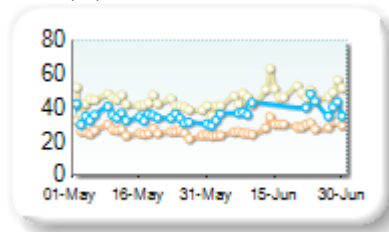
Monthly Spread Trend



25k EUR deal

Rank	Venue	Spread (bps)	Change
1	XMAD	28.07	+2.14
2	AQEU	38.28	+3.86
3	CEUX	47.63	+4.37

Monthly Spread Trend



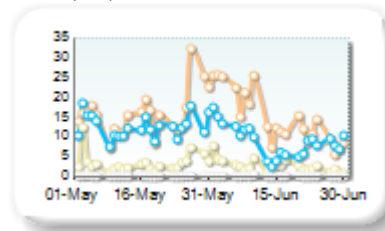
Spreads measure the bid to offer spread of the best visible orders in the book. The result is averaged over the stocks in the index and is based on measurements of the order books every 30 seconds. The value for the spread is quoted in basis points (0.01%).

Book Depths

10BPS Depth (top of book)

Rank	Venue	Depth (1K EUR)	Change
1	XMAD	14.8	-1.1
2	AQEU	8.9	-3.7
3	CEUX	2.5	-0.8
4	TQEX	0.1	0.0

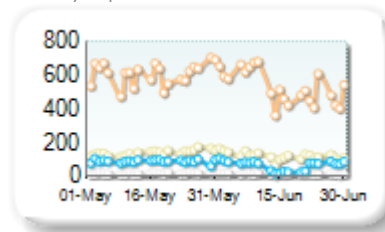
Monthly Depth Trend



50BPS Depth (deeper into book)

Rank	Venue	Depth (1K EUR)	Change
1	XMAD	527.3	-77.7
2	CEUX	120.8	-18.8
3	AQEU	64.7	-24.8
4	TQEX	15.2	-2.4

Monthly Depth Trend



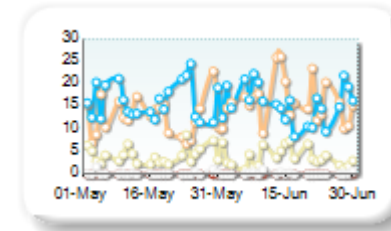
Market depth measures the amount of visible liquidity (bids and offers) in the order book within 10 or 50 BPS of mid price. The result is averaged over the stocks in the index and is based on measurements of the order book every 30 seconds. This is quoted in '000s of EUR.

Best Prices

At touch

Rank	Venue	Best Price (%)	Change
1	XMAD	16.08	+3.84
2	AQEU	15.65	-4.54
3	CEUX	3.77	-0.69
4	TQEX	0.18	-0.04
5	CHIX	0.00	+0.00

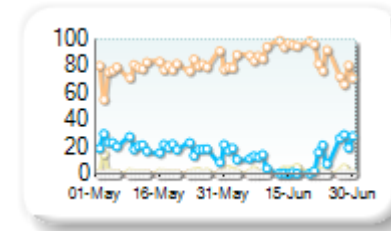
Best Prices Trend



25k EUR deal

Rank	Venue	Best Price (%)	Change
1	XMAD	86.15	+7.74
2	AQEU	11.80	-8.32
3	CEUX	1.92	+0.53
4	CHIX	0.00	+0.00
5	TQEX	0.00	0.00

Best Prices Trend

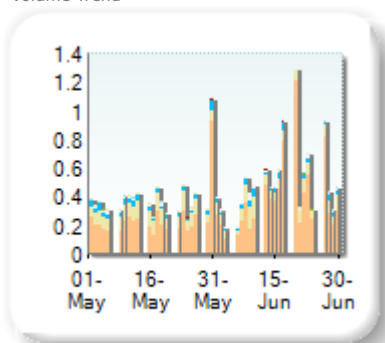


Best Price % measures how often each venue posts an absolute best price (no ties) for stocks. The result is averaged over the stocks in the index and is based on measurements of the order book every 5 seconds.

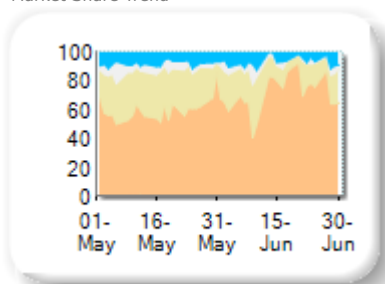
Market Share

Rank	Venue	Market Share	Change
1	XMAD	74.70%	+12.93
2	CEUX	16.21%	-9.03
3	AQEU	5.76%	-2.19
4	TQEX	3.15%	-1.47
5	BATE	0.13%	-0.08
6	TRQX	0.03%	-0.01
7	CHIX	0.02%	-0.10
8	AQXE	0.00%	-0.05

Volume Trend



Market Share Trend




Market share is based on on-book value traded during continuous trading. The share is calculated by averaging over all stocks in the index. The current value shown is for last week and the change is relative to the previous week.

Spreads

At touch

Rank	Venue	Spread (bps)	Change
1	XMAD	7.00	+0.13
2	CEUX	8.74	+2.29
3	AQEU	13.65	+6.87
4	TQEX	31.89	+16.83


Monthly Spread Trend



25k EUR deal

Rank	Venue	Spread (bps)	Change
1	XMAD	10.59	+0.62
2	AQEU	16.59	+2.38
3	CEUX	19.70	+6.21
4	TQEX	52.21	+5.57

Monthly Spread Trend



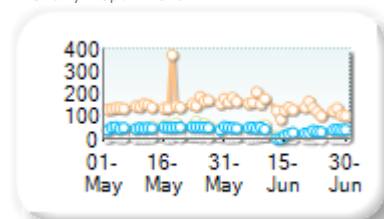
Spreads measure the bid to offer spread of the best visible orders in the book. The result is averaged over the stocks in the index and is based on measurements of the order books every 30 seconds. The value for the spread is quoted in basis points (0.01%).

Book Depths

10BPS Depth (top of book)

Rank	Venue	Depth (1K EUR)	Change
1	XMAD	141.7	-17.8
2	AQEU	33.9	-14.5
3	CEUX	32.6	-19.7
4	TQEX	3.5	-4.4

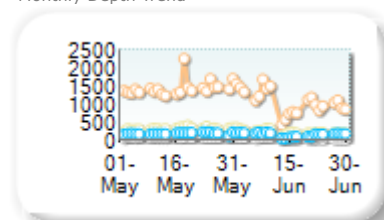
Monthly Depth Trend



50BPS Depth (deeper into book)

Rank	Venue	Depth (1K EUR)	Change
1	XMAD	1,063.9	-377.6
2	CEUX	216.7	-94.6
3	AQEU	139.8	-35.3
4	TQEX	52.0	-29.4

Monthly Depth Trend



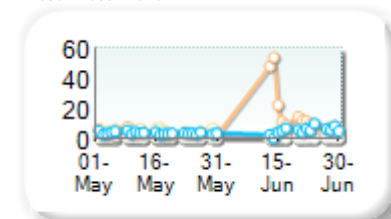
Market depth measures the amount of visible liquidity (bids and offers) in the order book within 10 or 50 BPS of mid price. The result is averaged over the stocks in the index and is based on measurements of the order book every 30 seconds. This is quoted in '000s of EUR.

Best Prices

At touch

Rank	Venue	Best Price (%)	Change
1	XMAD	16.14	+13.68
2	AQEU	5.22	+2.43
3	CEUX	2.90	-1.54
4	TQEX	0.14	-0.48
5	CHIX	0.00	+0.00
6	TRQX	0.00	+0.00
7	BATE	0.00	+0.00
8	AQXE	0.00	+0.00

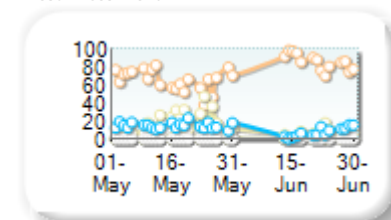
Best Prices Trend



25k EUR deal

Rank	Venue	Best Price (%)	Change
1	XMAD	85.66	+20.00
2	AQEU	7.22	-7.35
3	CEUX	6.35	-12.30
4	TQEX	0.37	+0.34
5	CHIX	0.00	+0.00
6	TRQX	0.00	+0.00
7	BATE	0.00	+0.00
8	AQXE	0.00	+0.00

Best Prices Trend

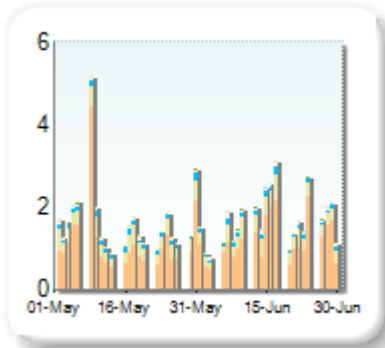


Best Price % measures how often each venue posts an absolute best price (no ties) for stocks. The result is averaged over the stocks in the index and is based on measurements of the order book every 5 seconds.

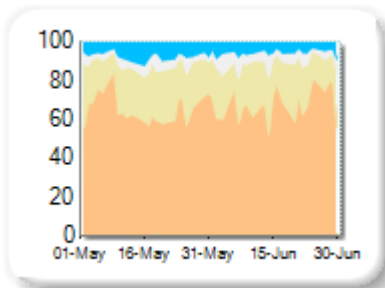
Market Share

Rank	Venue	Market Share	Change
1	XMAD	69.07%	+1.15
2	CEUX	20.36%	-0.43
3	TQEX	5.26%	+0.99
4	AQEU	5.20%	-1.49
5	BATE	0.06%	-0.01
6	TRQX	0.02%	-0.04
7	CHIX	0.02%	-0.16
8	AQXE	0.00%	-0.02

Volume Trend



Market Share Trend



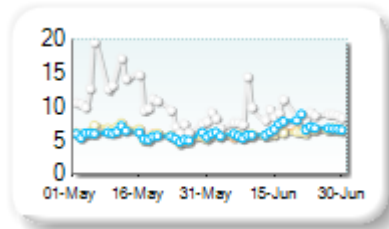
Market share is based on on-book value traded during continuous trading. The share is calculated by averaging over all stocks in the index. The current value shown is for last week and the change is relative to the previous week.

Spreads

At touch

Rank	Venue	Spread (bps)	Change
1	CEUX	6.08	+0.16
2	XMAD	6.12	+0.34
3	AQEU	6.55	+0.80
4	TQEX	8.85	-2.91
5	AQXE	497.06	-3.94

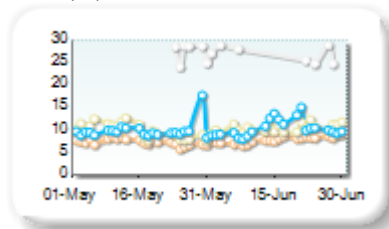
Monthly Spread Trend



25k EUR deal

Rank	Venue	Spread (bps)	Change
1	XMAD	7.89	+0.49
2	AQEU	10.42	+0.55
3	CEUX	10.45	+0.54
4	TQEX	31.79	-7.81

Monthly Spread Trend



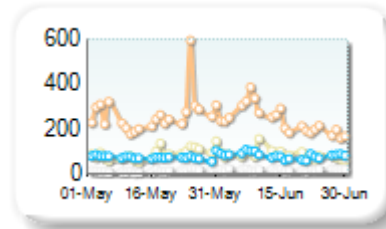
Spreads measure the bid to offer spread of the best visible orders in the book. The result is averaged over the stocks in the index and is based on measurements of the order books every 30 seconds. The value for the spread is quoted in basis points (0.01%).

Book Depths

10BPS Depth (top of book)

Rank	Venue	Depth (1K EUR)	Change
1	XMAD	238.4	-26.1
2	CEUX	86.2	-5.2
3	AQEU	83.4	+7.2
4	TQEX	20.1	+4.0
5	AQXE	0.4	+0.0

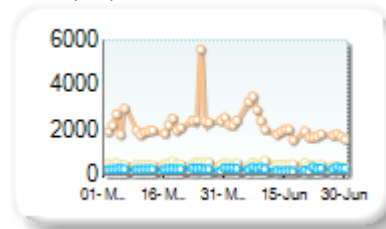
Monthly Depth Trend



50BPS Depth (deeper into book)

Rank	Venue	Depth (1K EUR)	Change
1	XMAD	2,103.6	-273.7
2	CEUX	485.1	-37.2
3	AQEU	270.4	+2.0
4	TQEX	118.8	+10.4
5	BATE	2.9	+0.1
6	AQXE	1.0	+0.1

Monthly Depth Trend



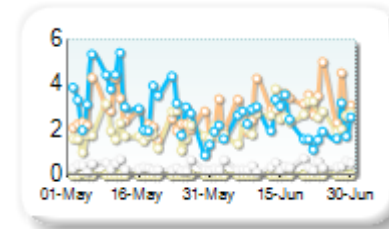
Market depth measures the amount of visible liquidity (bids and offers) in the order book within 10 or 50 BPS of mid price. The result is averaged over the stocks in the index and is based on measurements of the order book every 30 seconds. This is quoted in '000s of EUR.

Best Prices

At touch

Rank	Venue	Best Price (%)	Change
1	XMAD	3.11	+0.70
2	CEUX	2.44	+0.83
3	AQEU	2.29	-1.08
4	TQEX	0.39	+0.07
5	CHIX	0.00	+0.00
6	TRQX	0.00	+0.00
7	BATE	0.00	0.00
8	AQXE	0.00	-0.01

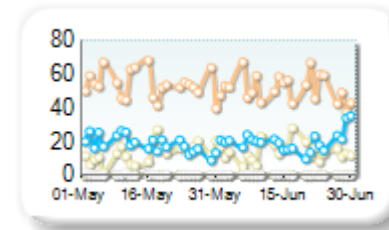
Best Prices Trend



25k EUR deal

Rank	Venue	Best Price (%)	Change
1	XMAD	51.40	-2.10
2	AQEU	20.03	+1.54
3	CEUX	13.91	+0.43
4	TQEX	0.38	-0.06
5	CHIX	0.00	+0.00
6	TRQX	0.00	+0.00
7	BATE	0.00	+0.00
8	AQXE	0.00	+0.00

Best Prices Trend

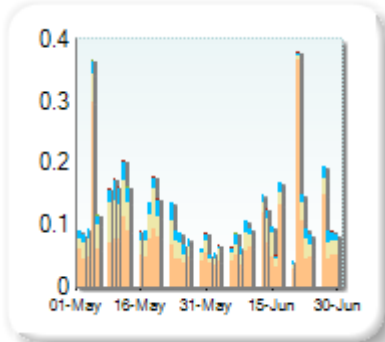


Best Price % measures how often each venue posts an absolute best price (no ties) for stocks. The result is averaged over the stocks in the index and is based on measurements of the order book every 5 seconds.

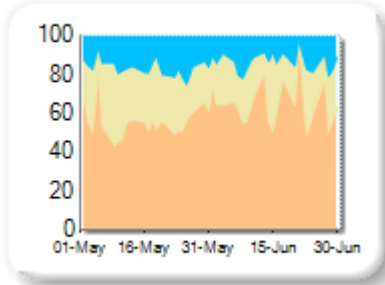
Market Share

Rank	Venue	Market Share	Change
1	XMAD	69.86%	+13.22
2	CEUX	18.78%	-9.03
3	AQEU	11.35%	-4.15
4	CHIX	0.01%	+0.00
5	BATE	0.00%	-0.04

Volume Trend



Market Share Trend



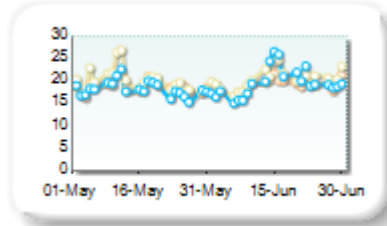
Market share is based on on-book value traded during continuous trading. The share is calculated by averaging over all stocks in the index. The current value shown is for last week and the change is relative to the previous week.

Spreads

At touch

Rank	Venue	Spread (bps)	Change
1	XMAD	19.08	+0.18
2	AQEU	19.58	+1.29
3	CEUX	20.34	+0.19

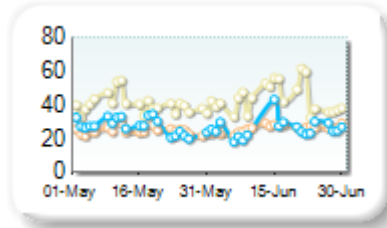
Monthly Spread Trend



25k EUR deal

Rank	Venue	Spread (bps)	Change
1	AQEU	25.74	-1.72
2	XMAD	25.84	+0.93
3	CEUX	43.80	+3.63

Monthly Spread Trend



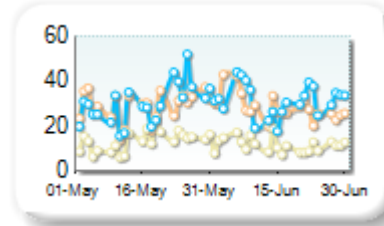
Spreads measure the bid to offer spread of the best visible orders in the book. The result is averaged over the stocks in the index and is based on measurements of the order books every 30 seconds. The value for the spread is quoted in basis points (0.01%).

Book Depths

10BPS Depth (top of book)

Rank	Venue	Depth (1K EUR)	Change
1	AQEU	31.5	+1.7
2	XMAD	28.4	-0.3
3	CEUX	11.8	-1.7

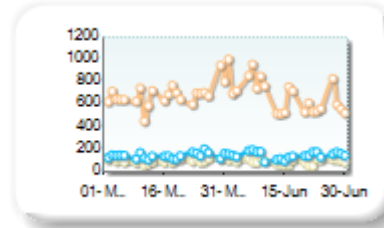
Monthly Depth Trend



50BPS Depth (deeper into book)

Rank	Venue	Depth (1K EUR)	Change
1	XMAD	678.8	-2.7
2	AQEU	151.7	+4.9
3	CEUX	95.5	-8.7

Monthly Depth Trend



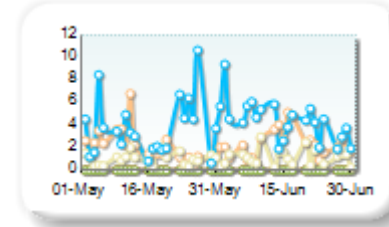
Market depth measures the amount of visible liquidity (bids and offers) in the order book within 10 or 50 BPS of mid price. The result is averaged over the stocks in the index and is based on measurements of the order book every 30 seconds. This is quoted in '000s of EUR.

Best Prices

At touch

Rank	Venue	Best Price (%)	Change
1	AQEU	4.35	+0.49
2	XMAD	2.34	+0.55
3	CEUX	1.17	-0.23
4	CHIX	0.00	+0.00
5	BATE	0.00	+0.00

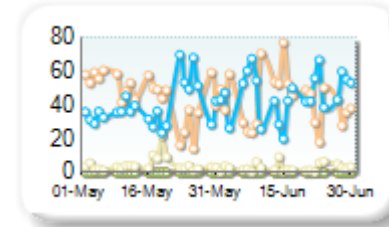
Best Prices Trend



25k EUR deal

Rank	Venue	Best Price (%)	Change
1	AQEU	45.94	+6.79
2	XMAD	42.53	-2.97
3	CEUX	2.85	-1.78
4	CHIX	0.00	+0.00
5	BATE	0.00	+0.00

Best Prices Trend

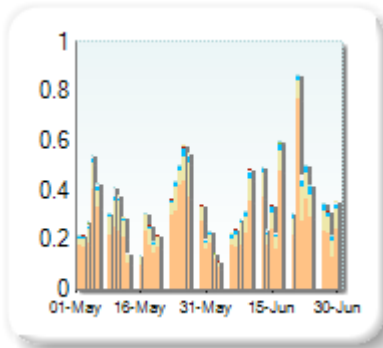


Best Price % measures how often each venue posts an absolute best price (no ties) for stocks. The result is averaged over the stocks in the index and is based on measurements of the order book every 5 seconds.

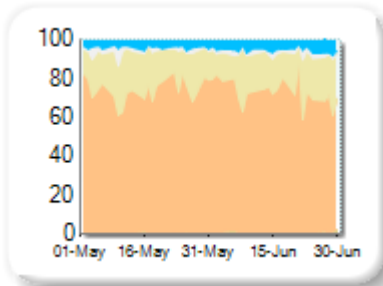
Market Share

Rank	Venue	Market Share	Change
1	XMAD	73.35%	-0.37
2	CEUX	19.11%	-0.40
3	AQEU	5.24%	+1.29
4	TQEX	1.96%	-0.58
5	BATE	0.21%	+0.13
6	CHIX	0.07%	-0.06
7	TRQX	0.07%	+0.00
8	AQXE	0.00%	-0.01

Volume Trend



Market Share Trend



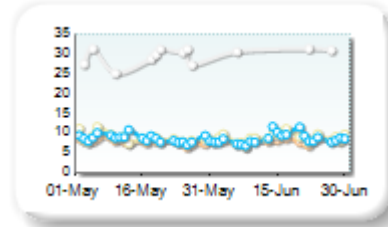
Market share is based on on-book value traded during continuous trading. The share is calculated by averaging over all stocks in the index. The current value shown is for last week and the change is relative to the previous week.

Spreads

At touch

Rank	Venue	Spread (bps)	Change
1	XMAD	7.87	+0.03
2	AQEU	8.52	-0.04
3	CEUX	8.73	+0.13
4	TQEX	38.58	+5.46

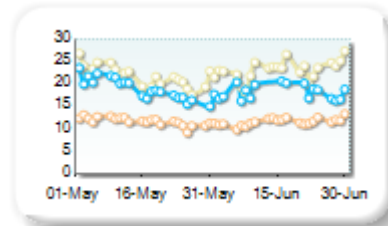
Monthly Spread Trend



25k EUR deal

Rank	Venue	Spread (bps)	Change
1	XMAD	11.63	-0.13
2	AQEU	18.17	-0.83
3	CEUX	23.06	+1.49
4	TQEX	71.75	+3.22

Monthly Spread Trend



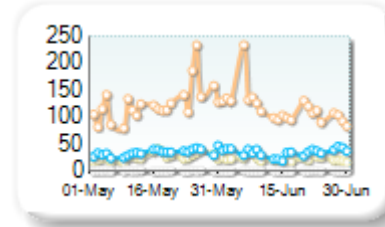
Spreads measure the bid to offer spread of the best visible orders in the book. The result is averaged over the stocks in the index and is based on measurements of the order books every 30 seconds. The value for the spread is quoted in basis points (0.01%).

Book Depths

10BPS Depth (top of book)

Rank	Venue	Depth (1K EUR)	Change
1	XMAD	116.7	-8.7
2	AQEU	35.0	+0.2
3	CEUX	23.2	-3.8
4	TQEX	0.8	-0.4

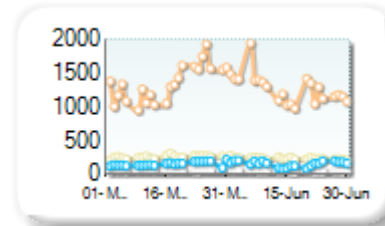
Monthly Depth Trend



50BPS Depth (deeper into book)

Rank	Venue	Depth (1K EUR)	Change
1	XMAD	1,259.0	-84.7
2	CEUX	235.9	-19.4
3	AQEU	153.2	-0.8
4	TQEX	52.1	-7.1

Monthly Depth Trend



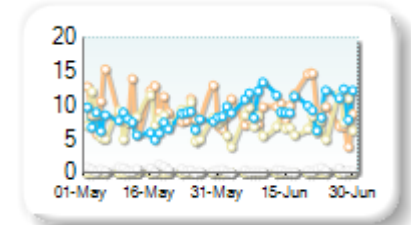
Market depth measures the amount of visible liquidity (bids and offers) in the order book within 10 or 50 BPS of mid price. The result is averaged over the stocks in the index and is based on measurements of the order book every 30 seconds. This is quoted in '000s of EUR.

Best Prices

At touch

Rank	Venue	Best Price (%)	Change
1	AQEU	10.04	+1.12
2	XMAD	8.97	-0.49
3	CEUX	7.27	-0.23
4	TQEX	0.36	-0.19
5	CHIX	0.00	+0.00
6	TRQX	0.00	+0.00
7	BATE	0.00	+0.00
8	AQXE	0.00	+0.00

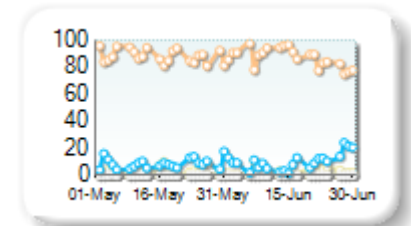
Best Prices Trend



25k EUR deal

Rank	Venue	Best Price (%)	Change
1	XMAD	86.77	-1.14
2	AQEU	10.06	+1.35
3	CEUX	3.04	-0.20
4	TQEX	0.01	-0.02
5	CHIX	0.00	+0.00
6	TRQX	0.00	+0.00
7	BATE	0.00	+0.00
8	AQXE	0.00	+0.00

Best Prices Trend

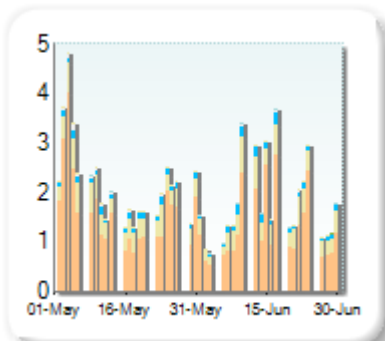


Best Price % measures how often each venue posts an absolute best price (no ties) for stocks. The result is averaged over the stocks in the index and is based on measurements of the order book every 5 seconds.

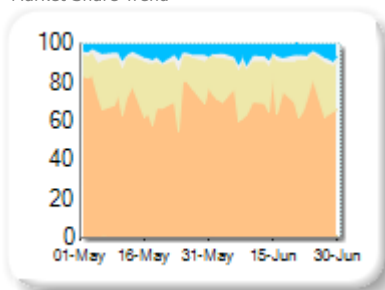
Market Share

Rank	Venue	Market Share	Change
1	XMAD	69.90%	-3.05
2	CEUX	21.54%	+2.32
3	AQEU	6.27%	+1.17
4	TQEX	2.13%	-0.38
5	BATE	0.07%	+0.01
6	CHIX	0.05%	-0.04
7	TRQX	0.03%	-0.03
8	AQXE	0.00%	0.00

Volume Trend



Market Share Trend



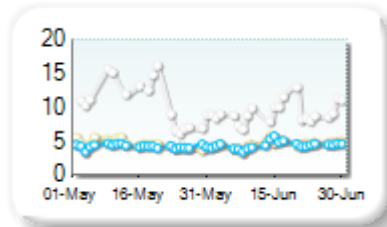
Market share is based on on-book value traded during continuous trading. The share is calculated by averaging over all stocks in the index. The current value shown is for last week and the change is relative to the previous week.

Spreads

At touch

Rank	Venue	Spread (bps)	Change
1	CEUX	4.40	-0.14
2	AQEU	4.41	+0.19
3	XMAD	4.55	+0.26
4	TQEX	9.70	-2.86
5	BATE	209.75	-290.86
6	CHIX	274.88	-226.12
7	AQXE	500.79	+3.76
8	TRQX	501.00	+0.54

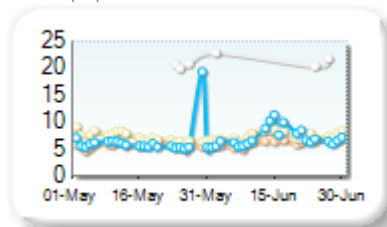
Monthly Spread Trend



25k EUR deal

Rank	Venue	Spread (bps)	Change
1	XMAD	6.28	+0.56
2	AQEU	7.17	+0.76
3	CEUX	7.47	+0.26
4	TQEX	27.68	-5.93

Monthly Spread Trend



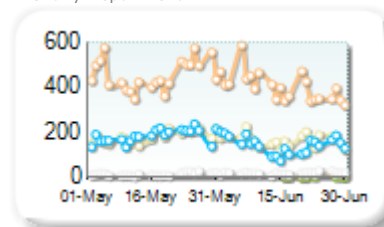
Spreads measure the bid to offer spread of the best visible orders in the book. The result is averaged over the stocks in the index and is based on measurements of the order books every 30 seconds. The value for the spread is quoted in basis points (0.01%).

Book Depths

10BPS Depth (top of book)

Rank	Venue	Depth (1K EUR)	Change
1	XMAD	399.2	-53.3
2	CEUX	164.2	-15.7
3	AQEU	143.1	-40.6
4	TQEX	18.9	+5.1

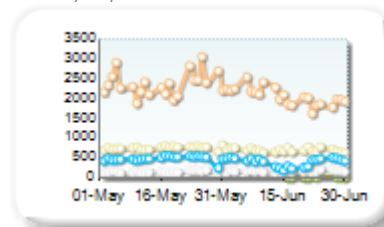
Monthly Depth Trend



50BPS Depth (deeper into book)

Rank	Venue	Depth (1K EUR)	Change
1	XMAD	2,055.3	-313.1
2	CEUX	692.3	-58.3
3	AQEU	388.6	-88.4
4	TQEX	153.4	+11.3
5	BATE	5.1	+2.8
6	CHIX	4.7	+2.2

Monthly Depth Trend



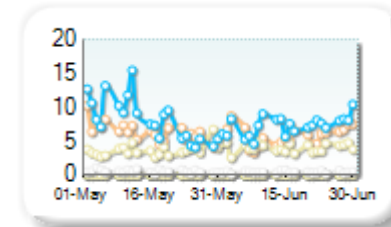
Market depth measures the amount of visible liquidity (bids and offers) in the order book within 10 or 50 BPS of mid price. The result is averaged over the stocks in the index and is based on measurements of the order book every 30 seconds. This is quoted in '000s of EUR.

Best Prices

At touch

Rank	Venue	Best Price (%)	Change
1	AQEU	7.25	-1.21
2	XMAD	5.66	-0.16
3	CEUX	4.02	+0.32
4	TQEX	0.48	-0.16
5	CHIX	0.01	+0.00
6	AQXE	0.00	0.00
7	BATE	0.00	+0.00
8	TRQX	0.00	0.00

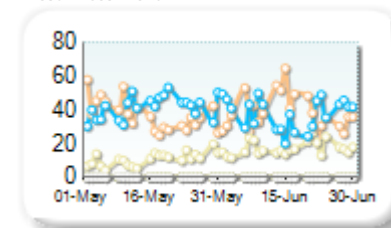
Best Prices Trend



25k EUR deal

Rank	Venue	Best Price (%)	Change
1	XMAD	38.61	+1.76
2	AQEU	37.63	-3.78
3	CEUX	17.15	+6.33
4	TQEX	0.05	-0.05
5	CHIX	0.00	+0.00
6	TRQX	0.00	+0.00
7	BATE	0.00	+0.00
8	AQXE	0.00	+0.00

Best Prices Trend

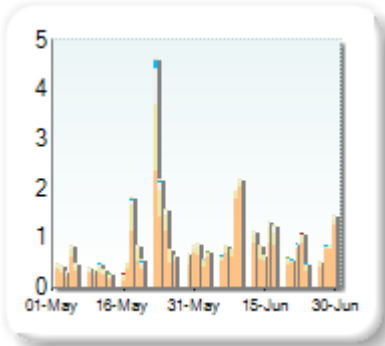


Best Price % measures how often each venue posts an absolute best price (no ties) for stocks. The result is averaged over the stocks in the index and is based on measurements of the order book every 5 seconds.

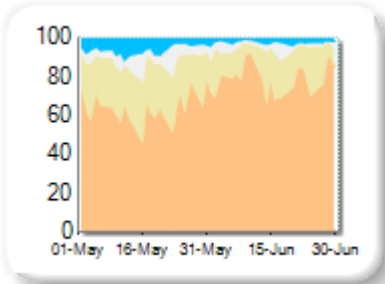
Market Share

Rank	Venue	Market Share	Change
1	XMAD	80.67%	+18.60
2	CEUX	13.80%	-11.00
3	TQEX	3.38%	-4.62
4	AQEU	2.14%	-2.67
5	BATE	0.00%	-0.03
6	CHIX	0.00%	-0.23
7	TRQX	0.00%	-0.03
8	AQXE	0.00%	-0.01

Volume Trend



Market Share Trend



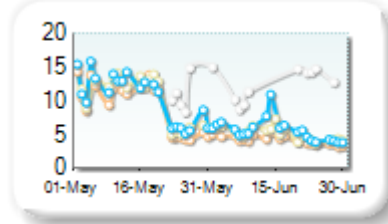
Market share is based on on-book value traded during continuous trading. The share is calculated by averaging over all stocks in the index. The current value shown is for last week and the change is relative to the previous week.

Spreads

At touch

Rank	Venue	Spread (bps)	Change
1	XMAD	4.25	-5.24
2	CEUX	5.10	-5.75
3	AQEU	6.05	-4.80
4	TQEX	18.07	-19.24

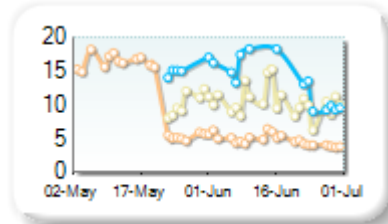
Monthly Spread Trend



25k EUR deal

Rank	Venue	Spread (bps)	Change
1	XMAD	4.78	-8.63
2	CEUX	10.47	-13.18
3	AQEU	18.84	-9.79
4	TQEX	41.97	-12.58

Monthly Spread Trend



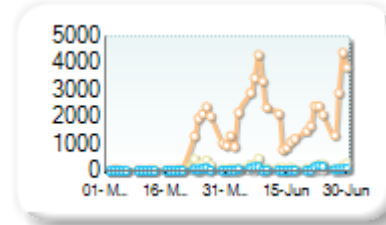
Spreads measure the bid to offer spread of the best visible orders in the book. The result is averaged over the stocks in the index and is based on measurements of the order books every 30 seconds. The value for the spread is quoted in basis points (0.01%).

Book Depths

10BPS Depth (top of book)

Rank	Venue	Depth (1K EUR)	Change
1	XMAD	2,236.9	+1,664.7
2	CEUX	173.9	+81.5
3	AQEU	79.4	+44.0
4	TQEX	28.7	+17.2
5	CHIX	4.1	-1.2
6	AQXE	0.0	0.0

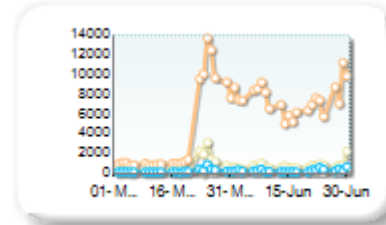
Monthly Depth Trend



50BPS Depth (deeper into book)

Rank	Venue	Depth (1K EUR)	Change
1	XMAD	7,503.3	+3,536.3
2	CEUX	732.3	+90.7
3	AQEU	264.9	+69.4
4	TQEX	173.5	+57.4
5	CHIX	4.1	-2.1
6	AQXE	3.6	-0.4

Monthly Depth Trend



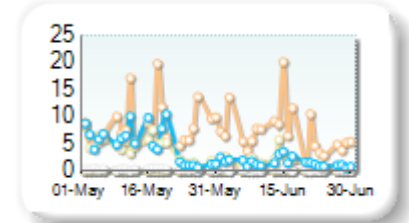
Market depth measures the amount of visible liquidity (bids and offers) in the order book within 10 or 50 BPS of mid price. The result is averaged over the stocks in the index and is based on measurements of the order book every 30 seconds. This is quoted in '000s of EUR.

Best Prices

At touch

Rank	Venue	Best Price (%)	Change
1	XMAD	7.09	-3.67
2	AQEU	1.61	-3.12
3	CEUX	1.57	-2.54
4	TQEX	0.22	-0.10
5	CHIX	0.00	+0.00
6	TRQX	0.00	0.00
7	BATE	0.00	+0.00
8	AQXE	0.00	0.00

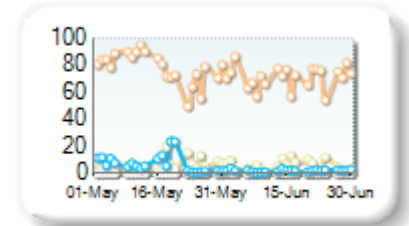
Best Prices Trend



25k EUR deal

Rank	Venue	Best Price (%)	Change
1	XMAD	70.86	-7.07
2	CEUX	5.83	-1.50
3	AQEU	1.99	-5.28
4	TQEX	0.16	+0.06
5	CHIX	0.00	+0.00
6	TRQX	0.00	0.00
7	BATE	0.00	+0.00
8	AQXE	0.00	+0.00

Best Prices Trend

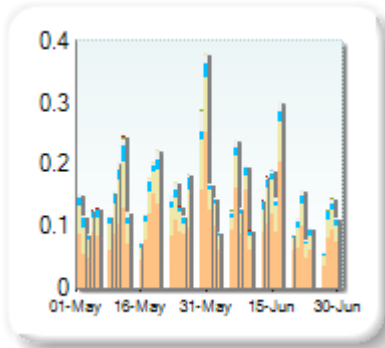


Best Price % measures how often each venue posts an absolute best price (no ties) for stocks. The result is averaged over the stocks in the index and is based on measurements of the order book every 5 seconds.

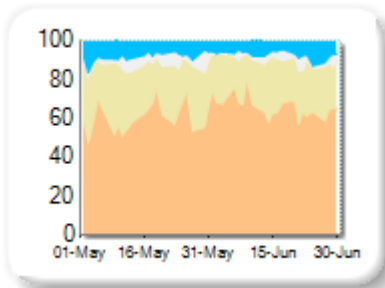
Market Share

Rank	Venue	Market Share	Change
1	XMAD	66.26%	+5.61
2	CEUX	23.46%	-3.04
3	AQEU	6.70%	-1.26
4	TQEX	3.44%	-1.34
5	BATE	0.10%	+0.06
6	TRQX	0.02%	-0.01
7	CHIX	0.01%	-0.02

Volume Trend



Market Share Trend



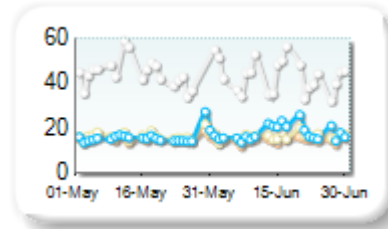
Market share is based on on-book value traded during continuous trading. The share is calculated by averaging over all stocks in the index. The current value shown is for last week and the change is relative to the previous week.

Spreads

At touch

Rank	Venue	Spread (bps)	Change
1	XMAD	14.68	-0.44
2	CEUX	16.27	-0.12
3	AQEU	17.86	+1.93
4	TQEX	43.18	-4.43

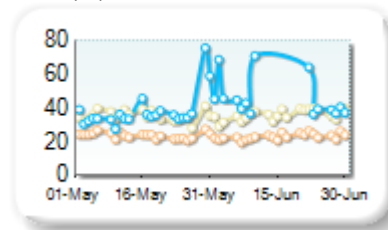
Monthly Spread Trend



25k EUR deal

Rank	Venue	Spread (bps)	Change
1	XMAD	23.00	-0.62
2	CEUX	35.88	+0.70
3	AQEU	61.58	+23.93

Monthly Spread Trend



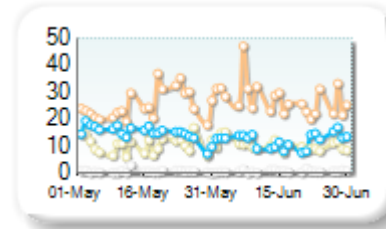
Spreads measure the bid to offer spread of the best visible orders in the book. The result is averaged over the stocks in the index and is based on measurements of the order books every 30 seconds. The value for the spread is quoted in basis points (0.01%).

Book Depths

10BPS Depth (top of book)

Rank	Venue	Depth (1K EUR)	Change
1	XMAD	27.4	+2.1
2	AQEU	12.2	-2.9
3	CEUX	10.3	-0.2
4	TQEX	0.9	+0.0

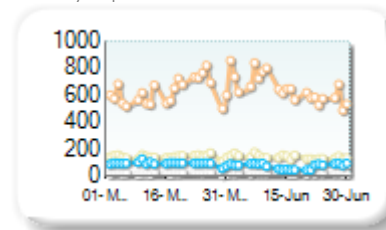
Monthly Depth Trend



50BPS Depth (deeper into book)

Rank	Venue	Depth (1K EUR)	Change
1	XMAD	648.3	+20.9
2	CEUX	141.6	-4.0
3	AQEU	75.5	-20.0
4	TQEX	25.3	+0.6

Monthly Depth Trend



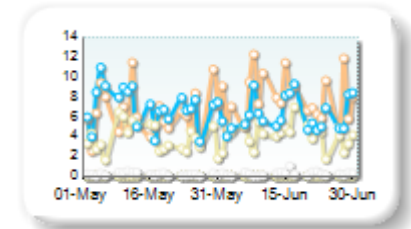
Market depth measures the amount of visible liquidity (bids and offers) in the order book within 10 or 50 BPS of mid price. The result is averaged over the stocks in the index and is based on measurements of the order book every 30 seconds. This is quoted in '000s of EUR.

Best Prices

At touch

Rank	Venue	Best Price (%)	Change
1	XMAD	7.98	+2.80
2	AQEU	6.19	-1.09
3	CEUX	4.14	+0.25
4	TQEX	0.25	+0.02
5	CHIX	0.00	+0.00
6	TRQX	0.00	+0.00
7	BATE	0.00	+0.00
8	AQXE	0.00	+0.00

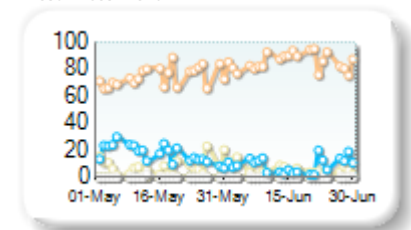
Best Prices Trend



25k EUR deal

Rank	Venue	Best Price (%)	Change
1	XMAD	85.27	+10.90
2	AQEU	9.04	-8.50
3	CEUX	5.62	-2.26
4	TQEX	0.03	-0.07
5	CHIX	0.00	+0.00
6	TRQX	0.00	+0.00
7	BATE	0.00	+0.00
8	AQXE	0.00	+0.00

Best Prices Trend

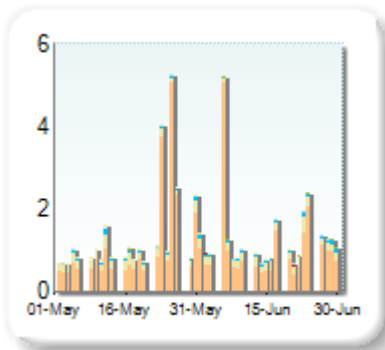


Best Price % measures how often each venue posts an absolute best price (no ties) for stocks. The result is averaged over the stocks in the index and is based on measurements of the order book every 5 seconds.

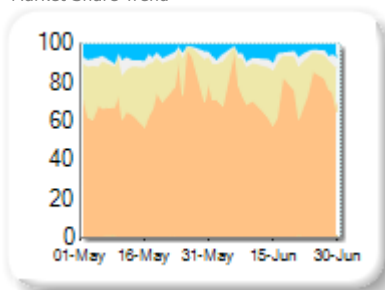
Market Share

Rank	Venue	Market Share	Change
1	XMAD	77.21%	-1.68
2	CEUX	15.47%	+1.00
3	AQEU	4.40%	+0.47
4	TQEX	2.74%	+0.28
5	BATE	0.08%	+0.02
6	CHIX	0.07%	-0.05
7	TRQX	0.02%	-0.03
8	AQXE	0.00%	-0.01

Volume Trend



Market Share Trend



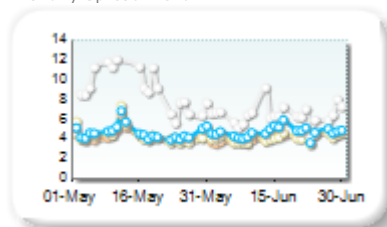
Market share is based on on-book value traded during continuous trading. The share is calculated by averaging over all stocks in the index. The current value shown is for last week and the change is relative to the previous week.

Spreads

At touch

Rank	Venue	Spread (bps)	Change
1	XMAD	4.07	-0.27
2	CEUX	4.08	-0.33
3	AQEU	4.69	+0.05
4	TQEX	6.45	-4.62
5	AQXE	500.81	+4.57
6	BATE	501.00	+0.00

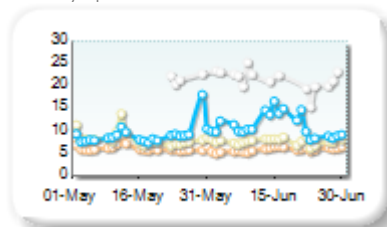
Monthly Spread Trend



25k EUR deal

Rank	Venue	Spread (bps)	Change
1	XMAD	5.92	-0.34
2	CEUX	7.79	-0.52
3	AQEU	11.21	+2.06
4	TQEX	23.91	-10.82

Monthly Spread Trend



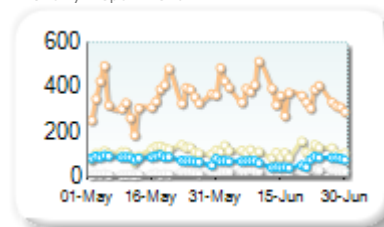
Spreads measure the bid to offer spread of the best visible orders in the book. The result is averaged over the stocks in the index and is based on measurements of the order books every 30 seconds. The value for the spread is quoted in basis points (0.01%).

Book Depths

10BPS Depth (top of book)

Rank	Venue	Depth (1K EUR)	Change
1	XMAD	367.8	+19.0
2	CEUX	113.8	+0.5
3	AQEU	66.7	-16.4
4	TQEX	27.4	+11.3

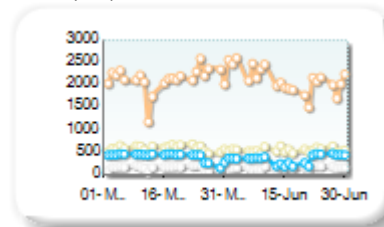
Monthly Depth Trend



50BPS Depth (deeper into book)

Rank	Venue	Depth (1K EUR)	Change
1	XMAD	2,115.4	-11.0
2	CEUX	558.7	-43.9
3	AQEU	356.6	-62.9
4	TQEX	165.3	-5.6
5	CHIX	3.3	+0.3
6	BATE	3.2	+0.1
7	AQXE	0.1	+0.0

Monthly Depth Trend



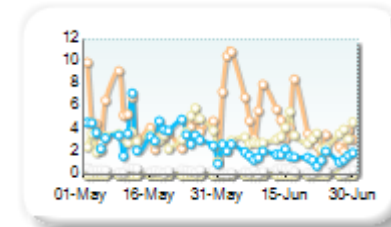
Market depth measures the amount of visible liquidity (bids and offers) in the order book within 10 or 50 BPS of mid price. The result is averaged over the stocks in the index and is based on measurements of the order book every 30 seconds. This is quoted in '000s of EUR.

Best Prices

At touch

Rank	Venue	Best Price (%)	Change
1	XMAD	4.99	+0.91
2	CEUX	3.29	+0.34
3	AQEU	1.76	-1.85
4	TQEX	0.39	-0.07
5	CHIX	0.00	+0.00
6	TRQX	0.00	+0.00
7	BATE	0.00	+0.00
8	AQXE	0.00	0.00

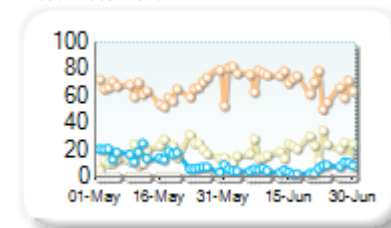
Best Prices Trend



25k EUR deal

Rank	Venue	Best Price (%)	Change
1	XMAD	70.77	+6.28
2	CEUX	20.19	+2.55
3	AQEU	5.83	-8.17
4	TQEX	0.18	+0.12
5	CHIX	0.00	+0.00
6	TRQX	0.00	+0.00
7	BATE	0.00	+0.00
8	AQXE	0.00	+0.00

Best Prices Trend



Best Price % measures how often each venue posts an absolute best price (no ties) for stocks. The result is averaged over the stocks in the index and is based on measurements of the order book every 5 seconds.