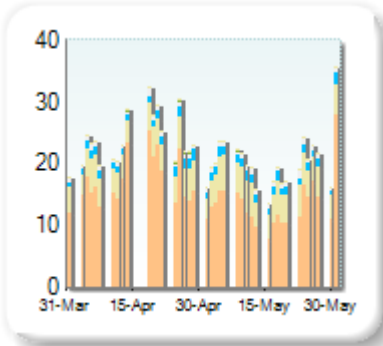


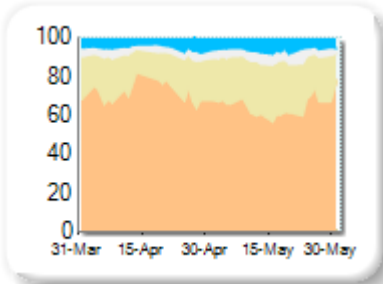
Market Share

Rank	Venue	Market Share	Change
1	XMAD	65.54%	-6.28
2	CEUX	23.38%	+4.65
3	AQEU	6.22%	+0.95
4	TQEX	4.61%	+0.72
5	CHIX	0.10%	+0.02
6	BATE	0.06%	-0.08
7	TRQX	0.05%	0.00
8	AQXE	0.03%	+0.03

Volume Trend



Market Share Trend



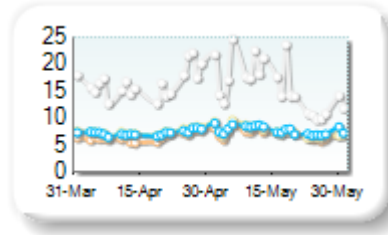
Market share is based on on-book value traded during continuous trading. The share is calculated by averaging over all stocks in the index. The current value shown is for last week and the change is relative to the previous week.

Spreads

At touch

Rank	Venue	Spread (bps)	Change
1	XMAD	7.11	+0.57
2	CEUX	7.51	+0.05
3	AQEU	7.75	+0.48
4	TQEX	15.82	-0.68
5	AQXE	456.59	-32.76
6	TRQX	498.31	n/a
7	BATE	499.05	+1.33

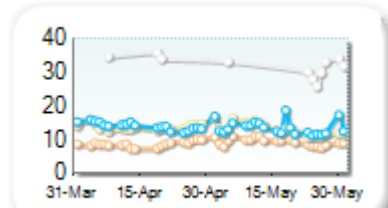
Monthly Spread Trend



25k EUR deal

Rank	Venue	Spread (bps)	Change
1	XMAD	9.42	+0.77
2	CEUX	13.05	-0.63
3	AQEU	13.47	-0.48
4	TQEX	39.18	-5.71

Monthly Spread Trend



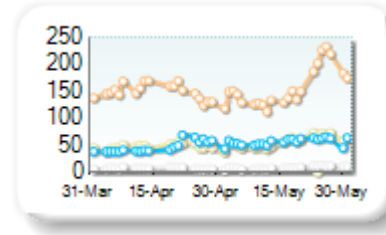
Spreads measure the bid to offer spread of the best visible orders in the book. The result is averaged over the stocks in the index and is based on measurements of the order books every 30 seconds. The value for the spread is quoted in basis points (0.01%).

Book Depths

10BPS Depth (top of book)

Rank	Venue	Depth (1K EUR)	Change
1	XMAD	156.0	+6.9
2	CEUX	56.5	+8.5
3	AQEU	56.4	+9.4
4	TQEX	9.1	+1.4
5	CHIX	5.7	+0.7
6	TRQX	4.9	+0.8
7	AQXE	0.0	-0.1

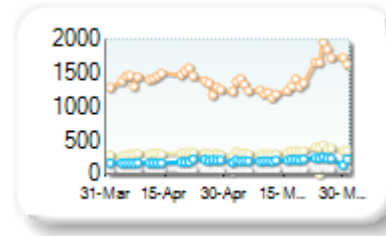
Monthly Depth Trend



50BPS Depth (deeper into book)

Rank	Venue	Depth (1K EUR)	Change
1	XMAD	1,419.3	+26.6
2	CEUX	334.8	+34.1
3	AQEU	207.1	+25.4
4	TQEX	78.9	+6.9
5	BATE	15.4	+0.5
6	TRQX	8.7	+2.0
7	CHIX	7.2	+1.0
8	AQXE	0.4	+0.3

Monthly Depth Trend



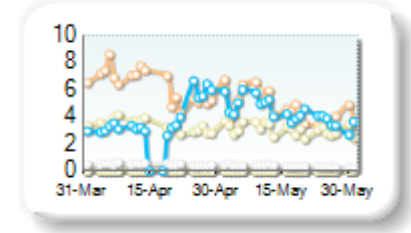
Market depth measures the amount of visible liquidity (bids and offers) in the order book within 10 or 50 BPS of mid price. The result is averaged over the stocks in the index and is based on measurements of the order book every 30 seconds. This is quoted in '000s of EUR.

Best Prices

At touch

Rank	Venue	Best Price (%)	Change
1	XMAD	4.64	-1.39
2	AQEU	4.34	+0.59
3	CEUX	3.06	-0.29
4	TQEX	0.38	-0.12
5	TRQX	0.00	0.00
6	AQXE	0.00	0.00
7	CHIX	0.00	0.00
8	BATE	0.00	0.00

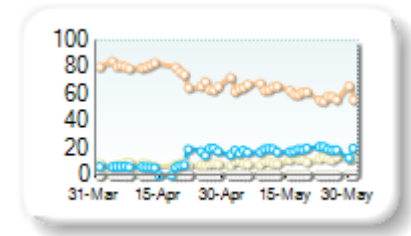
Best Prices Trend



25k EUR deal

Rank	Venue	Best Price (%)	Change
1	XMAD	61.86	-13.30
2	AQEU	18.21	+9.15
3	CEUX	10.74	+2.58
4	TQEX	0.13	+0.00
5	TRQX	0.00	+0.00
6	CHIX	0.00	0.00
7	BATE	0.00	+0.00
8	AQXE	0.00	+0.00

Best Prices Trend

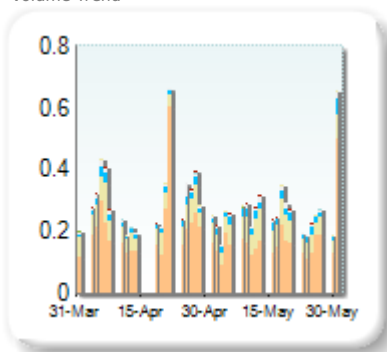


Best Price % measures how often each venue posts an absolute best price (no ties) for stocks. The result is averaged over the stocks in the index and is based on measurements of the order book every 5 seconds.

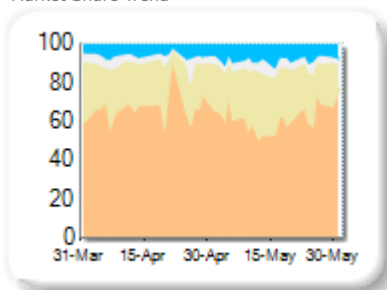
Market Share

Rank	Venue	Market Share	Change
1	XMAD	62.74%	-5.45
2	CEUX	24.63%	+3.30
3	AQEU	7.96%	+2.17
4	TQEX	4.50%	+0.11
5	TRQX	0.08%	+0.01
6	CHIX	0.06%	-0.01
7	BATE	0.02%	-0.14
8	AQXE	0.01%	+0.01

Volume Trend



Market Share Trend



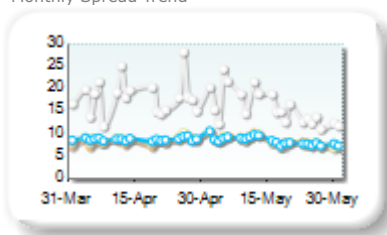
Market share is based on on-book value traded during continuous trading. The share is calculated by averaging over all stocks in the index. The current value shown is for last week and the change is relative to the previous week.

Spreads

At touch

Rank	Venue	Spread (bps)	Change
1	CEUX	8.40	-0.39
2	XMAD	8.49	+0.15
3	AQEU	8.52	-0.33
4	TQEX	16.87	-1.42

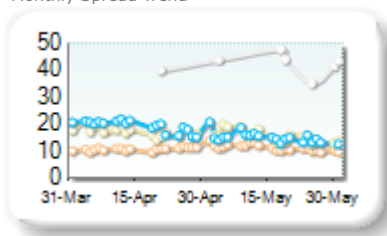
Monthly Spread Trend



25k EUR deal

Rank	Venue	Spread (bps)	Change
1	XMAD	11.35	+0.54
2	AQEU	15.13	-4.11
3	CEUX	15.67	-1.66
4	TQEX	48.48	-7.70

Monthly Spread Trend



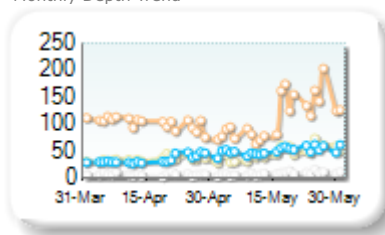
Spreads measure the bid to offer spread of the best visible orders in the book. The result is averaged over the stocks in the index and is based on measurements of the order books every 30 seconds. The value for the spread is quoted in basis points (0.01%).

Book Depths

10BPS Depth (top of book)

Rank	Venue	Depth (1K EUR)	Change
1	XMAD	113.4	+11.4
2	AQEU	51.0	+16.3
3	CEUX	47.0	+10.8
4	TQEX	9.2	+1.6
5	AQXE	0.3	+0.0

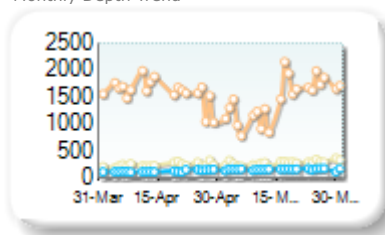
Monthly Depth Trend



50BPS Depth (deeper into book)

Rank	Venue	Depth (1K EUR)	Change
1	XMAD	1,455.8	-138.8
2	CEUX	286.3	+37.1
3	AQEU	163.8	+31.5
4	TQEX	69.3	+9.6
5	AQXE	0.3	+0.0

Monthly Depth Trend



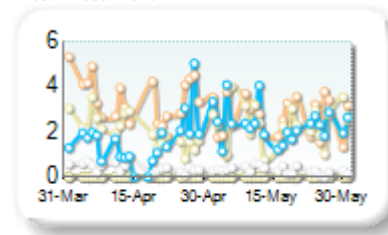
Market depth measures the amount of visible liquidity (bids and offers) in the order book within 10 or 50 BPS of mid price. The result is averaged over the stocks in the index and is based on measurements of the order book every 30 seconds. This is quoted in '000s of EUR.

Best Prices

At touch

Rank	Venue	Best Price (%)	Change
1	XMAD	2.66	-0.41
2	AQEU	2.31	+0.78
3	CEUX	2.27	-0.08
4	TQEX	0.32	-0.11
5	CHIX	0.00	+0.00
6	TRQX	0.00	+0.00
7	BATE	0.00	+0.00
8	AQXE	0.00	+0.00

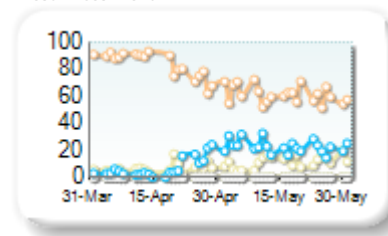
Best Prices Trend



25k EUR deal

Rank	Venue	Best Price (%)	Change
1	XMAD	61.12	-22.02
2	AQEU	22.69	+15.82
3	CEUX	11.65	+4.62
4	TQEX	0.05	+0.01
5	CHIX	0.00	+0.00
6	TRQX	0.00	+0.00
7	BATE	0.00	+0.00
8	AQXE	0.00	+0.00

Best Prices Trend

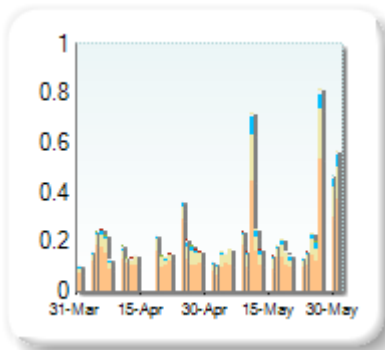


Best Price % measures how often each venue posts an absolute best price (no ties) for stocks. The result is averaged over the stocks in the index and is based on measurements of the order book every 5 seconds.

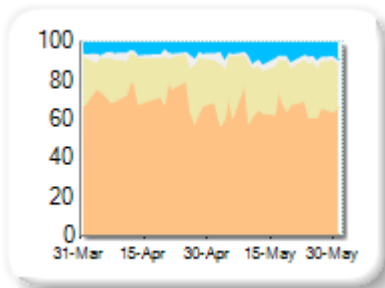
Market Share

Rank	Venue	Market Share	Change
1	XMAD	64.79%	-6.23
2	CEUX	24.42%	+4.11
3	AQEU	7.97%	+2.46
4	TQEX	2.77%	-0.13
5	BATE	0.02%	-0.17
6	CHIX	0.01%	-0.03
7	TRQX	0.01%	-0.01
8	AQXE	0.00%	+0.00

Volume Trend



Market Share Trend



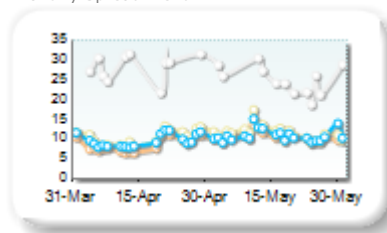
Market share is based on on-book value traded during continuous trading. The share is calculated by averaging over all stocks in the index. The current value shown is for last week and the change is relative to the previous week.

Spreads

At touch

Rank	Venue	Spread (bps)	Change
1	XMAD	10.42	+1.75
2	AQEU	10.81	+1.24
3	CEUX	11.49	+1.20
4	TQEX	34.98	+1.34

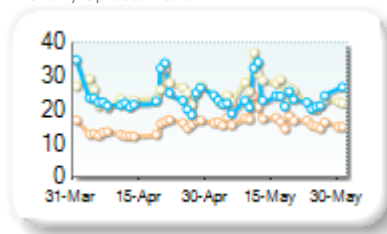
Monthly Spread Trend



25k EUR deal

Rank	Venue	Spread (bps)	Change
1	XMAD	16.79	+2.42
2	AQEU	23.50	-0.61
3	CEUX	24.89	+0.20

Monthly Spread Trend



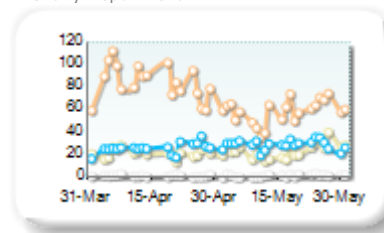
Spreads measure the bid to offer spread of the best visible orders in the book. The result is averaged over the stocks in the index and is based on measurements of the order books every 30 seconds. The value for the spread is quoted in basis points (0.01%).

Book Depths

10BPS Depth (top of book)

Rank	Venue	Depth (1K EUR)	Change
1	XMAD	58.0	-26.2
2	AQEU	28.8	+3.0
3	CEUX	23.4	+1.9
4	TQEX	1.7	+0.2

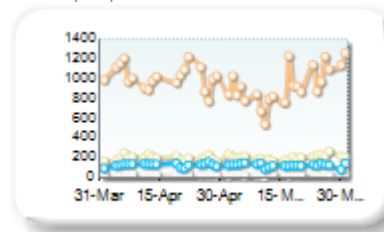
Monthly Depth Trend



50BPS Depth (deeper into book)

Rank	Venue	Depth (1K EUR)	Change
1	XMAD	932.5	-86.8
2	CEUX	200.9	+4.0
3	AQEU	123.3	-3.0
4	TQEX	32.9	-0.9

Monthly Depth Trend



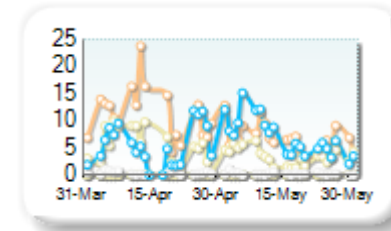
Market depth measures the amount of visible liquidity (bids and offers) in the order book within 10 or 50 BPS of mid price. The result is averaged over the stocks in the index and is based on measurements of the order book every 30 seconds. This is quoted in '000s of EUR.

Best Prices

At touch

Rank	Venue	Best Price (%)	Change
1	AQEU	7.02	+0.72
2	XMAD	6.52	-5.48
3	CEUX	3.46	-1.71
4	TQEX	0.30	-0.11
5	CHIX	0.00	+0.00
6	TRQX	0.00	+0.00
7	BATE	0.00	+0.00
8	AQXE	0.00	+0.00

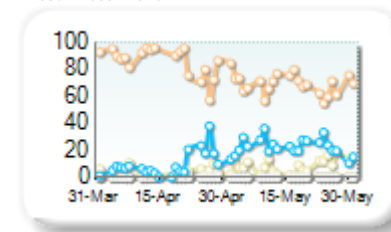
Best Prices Trend



25k EUR deal

Rank	Venue	Best Price (%)	Change
1	XMAD	68.77	-16.87
2	AQEU	22.38	+13.02
3	CEUX	8.49	+4.57
4	TQEX	0.01	+0.00
5	CHIX	0.00	+0.00
6	TRQX	0.00	+0.00
7	BATE	0.00	+0.00
8	AQXE	0.00	+0.00

Best Prices Trend

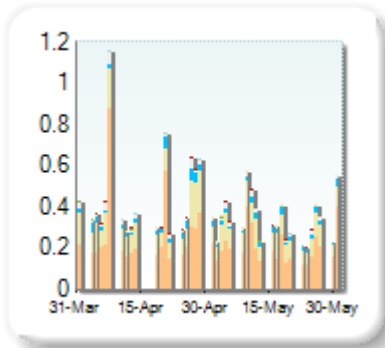


Best Price % measures how often each venue posts an absolute best price (no ties) for stocks. The result is averaged over the stocks in the index and is based on measurements of the order book every 5 seconds.

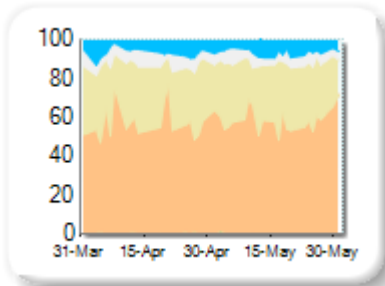
Market Share

Rank	Venue	Market Share	Change
1	XMAD	59.32%	+0.63
2	CEUX	28.50%	-0.05
3	AQEU	6.53%	+0.14
4	TQEX	5.43%	-0.48
5	TRQX	0.07%	-0.04
6	CHIX	0.06%	-0.03
7	BATE	0.06%	-0.21
8	AQXE	0.03%	+0.03

Volume Trend



Market Share Trend



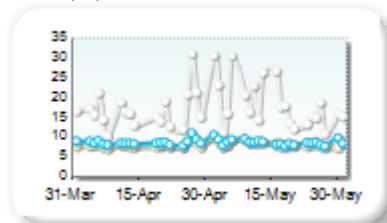
Market share is based on on-book value traded during continuous trading. The share is calculated by averaging over all stocks in the index. The current value shown is for last week and the change is relative to the previous week.

Spreads

At touch

Rank	Venue	Spread (bps)	Change
1	CEUX	8.20	+0.20
2	XMAD	8.57	+0.39
3	AQEU	8.67	+0.01
4	TQEX	18.42	+1.50

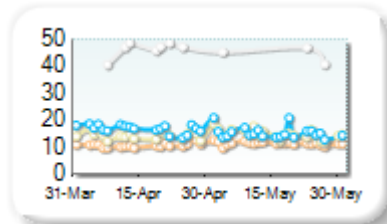
Monthly Spread Trend



25k EUR deal

Rank	Venue	Spread (bps)	Change
1	XMAD	11.42	+0.53
2	CEUX	14.95	+0.44
3	AQEU	15.34	-1.44
4	TQEX	54.12	+1.35

Monthly Spread Trend



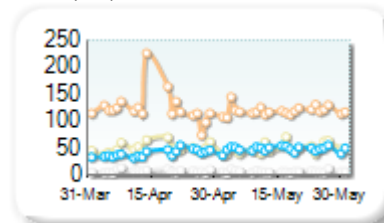
Spreads measure the bid to offer spread of the best visible orders in the book. The result is averaged over the stocks in the index and is based on measurements of the order books every 30 seconds. The value for the spread is quoted in basis points (0.01%).

Book Depths

10BPS Depth (top of book)

Rank	Venue	Depth (1K EUR)	Change
1	XMAD	119.1	-5.5
2	CEUX	49.1	-0.3
3	AQEU	48.6	+8.1
4	TQEX	7.3	-0.7

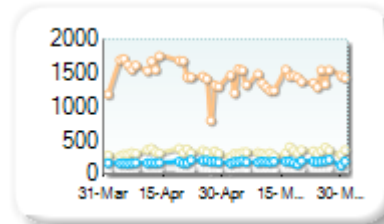
Monthly Depth Trend



50BPS Depth (deeper into book)

Rank	Venue	Depth (1K EUR)	Change
1	XMAD	1,399.7	-88.1
2	CEUX	323.9	+3.6
3	AQEU	181.9	+6.0
4	TQEX	77.0	+0.8

Monthly Depth Trend



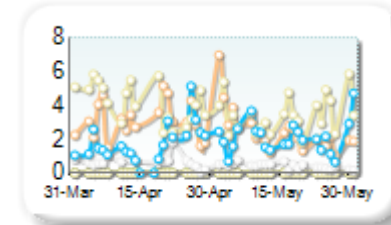
Market depth measures the amount of visible liquidity (bids and offers) in the order book within 10 or 50 BPS of mid price. The result is averaged over the stocks in the index and is based on measurements of the order book every 30 seconds. This is quoted in '000s of EUR.

Best Prices

At touch

Rank	Venue	Best Price (%)	Change
1	CEUX	3.42	-0.47
2	XMAD	2.49	-0.91
3	AQEU	2.09	+0.22
4	TQEX	0.43	-0.35
5	CHIX	0.00	+0.00
6	TRQX	0.00	+0.00
7	BATE	0.00	+0.00
8	AQXE	0.00	+0.00

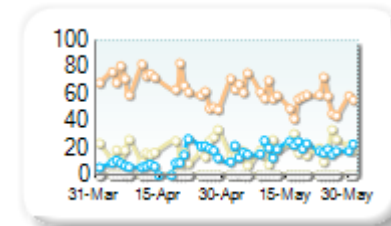
Best Prices Trend



25k EUR deal

Rank	Venue	Best Price (%)	Change
1	XMAD	59.05	-7.70
2	AQEU	18.77	+7.87
3	CEUX	18.45	+0.45
4	TQEX	0.09	-0.04
5	CHIX	0.00	+0.00
6	TRQX	0.00	+0.00
7	BATE	0.00	+0.00
8	AQXE	0.00	+0.00

Best Prices Trend

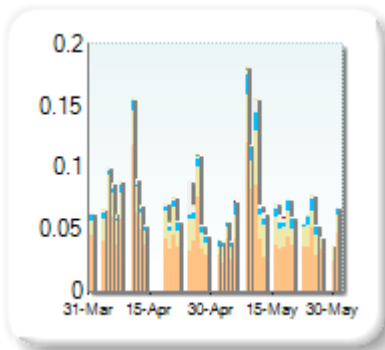


Best Price % measures how often each venue posts an absolute best price (no ties) for stocks. The result is averaged over the stocks in the index and is based on measurements of the order book every 5 seconds.

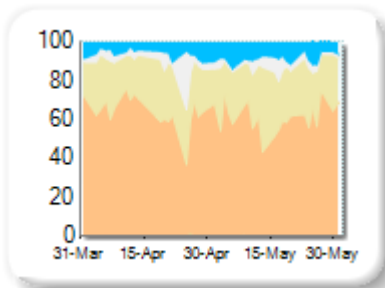
Market Share

Rank	Venue	Market Share	Change
1	XMAD	61.10%	-3.13
2	CEUX	25.60%	+1.41
3	AQEU	9.10%	+3.34
4	TQEX	4.11%	-1.59
5	TRQX	0.04%	+0.02
6	BATE	0.02%	+0.01
7	AQXE	0.02%	+0.01
8	CHIX	0.01%	-0.07

Volume Trend



Market Share Trend



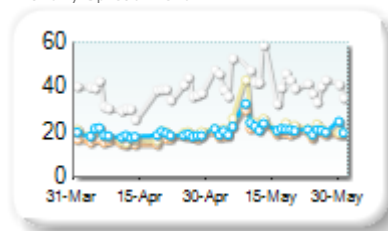
Market share is based on on-book value traded during continuous trading. The share is calculated by averaging over all stocks in the index. The current value shown is for last week and the change is relative to the previous week.

Spreads

At touch

Rank	Venue	Spread (bps)	Change
1	XMAD	20.29	+3.84
2	AQEU	21.67	+2.76
3	CEUX	22.77	+4.07
4	TQEX	45.40	+9.27

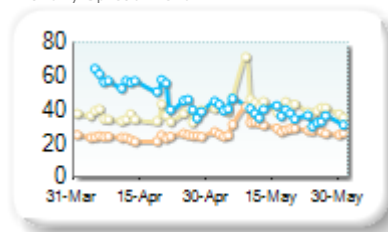
Monthly Spread Trend



25k EUR deal

Rank	Venue	Spread (bps)	Change
1	XMAD	28.69	+4.87
2	AQEU	37.81	-13.24
3	CEUX	42.45	+5.86

Monthly Spread Trend



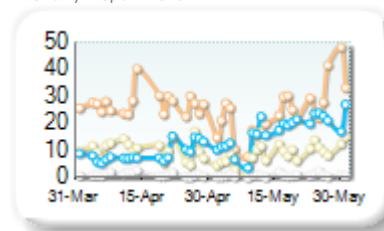
Spreads measure the bid to offer spread of the best visible orders in the book. The result is averaged over the stocks in the index and is based on measurements of the order books every 30 seconds. The value for the spread is quoted in basis points (0.01%).

Book Depths

10BPS Depth (top of book)

Rank	Venue	Depth (1K EUR)	Change
1	XMAD	24.1	-3.0
2	AQEU	17.2	+8.3
3	CEUX	8.7	-1.5
4	TQEX	0.8	-0.3

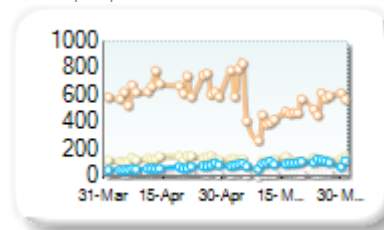
Monthly Depth Trend



50BPS Depth (deeper into book)

Rank	Venue	Depth (1K EUR)	Change
1	XMAD	531.6	-115.3
2	CEUX	115.9	-15.3
3	AQEU	95.9	+32.4
4	TQEX	21.2	-5.7

Monthly Depth Trend



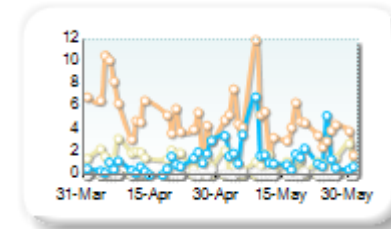
Market depth measures the amount of visible liquidity (bids and offers) in the order book within 10 or 50 BPS of mid price. The result is averaged over the stocks in the index and is based on measurements of the order book every 30 seconds. This is quoted in '000s of EUR.

Best Prices

At touch

Rank	Venue	Best Price (%)	Change
1	XMAD	4.56	+0.14
2	AQEU	1.88	+0.62
3	CEUX	0.98	-0.67
4	TQEX	0.06	-0.09
5	CHIX	0.00	+0.00
6	TRQX	0.00	+0.00
7	BATE	0.00	+0.00
8	AQXE	0.00	+0.00

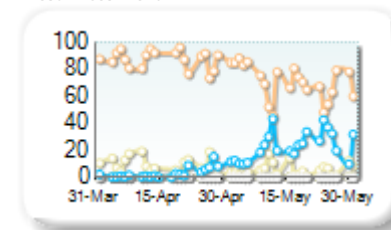
Best Prices Trend



25k EUR deal

Rank	Venue	Best Price (%)	Change
1	XMAD	70.33	-16.81
2	AQEU	23.10	+20.09
3	CEUX	5.82	-3.28
4	TQEX	0.00	0.00
5	CHIX	0.00	+0.00
6	TRQX	0.00	+0.00
7	BATE	0.00	+0.00
8	AQXE	0.00	+0.00

Best Prices Trend

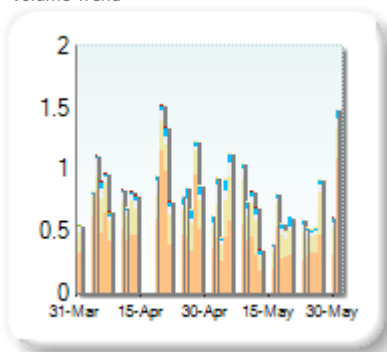


Best Price % measures how often each venue posts an absolute best price (no ties) for stocks. The result is averaged over the stocks in the index and is based on measurements of the order book every 5 seconds.

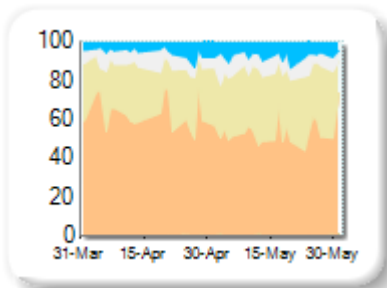
Market Share

Rank	Venue	Market Share	Change
1	XMAD	54.31%	-9.88
2	CEUX	30.41%	+6.93
3	TQEX	7.80%	+1.10
4	AQEU	7.14%	+1.92
5	TRQX	0.14%	+0.04
6	BATE	0.10%	-0.05
7	CHIX	0.06%	-0.06
8	AQXE	0.03%	-0.01

Volume Trend



Market Share Trend



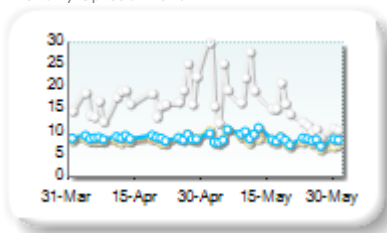
Market share is based on on-book value traded during continuous trading. The share is calculated by averaging over all stocks in the index. The current value shown is for last week and the change is relative to the previous week.

Spreads

At touch

Rank	Venue	Spread (bps)	Change
1	CEUX	8.08	-0.20
2	XMAD	8.43	+0.08
3	AQEU	8.66	-0.07
4	TQEX	17.20	+0.01

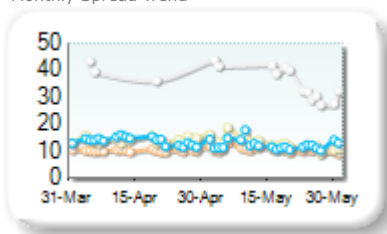
Monthly Spread Trend



25k EUR deal

Rank	Venue	Spread (bps)	Change
1	XMAD	10.59	+0.29
2	AQEU	12.34	-1.43
3	CEUX	12.94	-1.10
4	TQEX	42.86	-8.88

Monthly Spread Trend



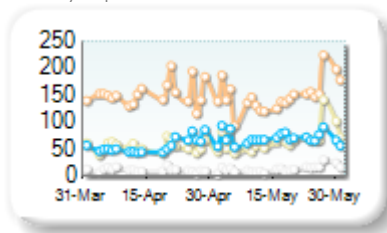
Spreads measure the bid to offer spread of the best visible orders in the book. The result is averaged over the stocks in the index and is based on measurements of the order books every 30 seconds. The value for the spread is quoted in basis points (0.01%).

Book Depths

10BPS Depth (top of book)

Rank	Venue	Depth (1K EUR)	Change
1	XMAD	148.7	-4.1
2	AQEU	70.5	+14.1
3	CEUX	67.5	+11.8
4	TQEX	13.8	+1.9
5	AQXE	0.0	+0.0

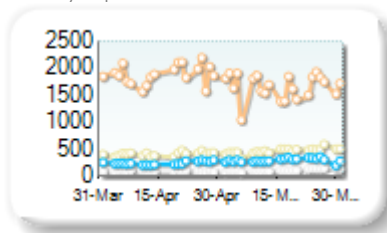
Monthly Depth Trend



50BPS Depth (deeper into book)

Rank	Venue	Depth (1K EUR)	Change
1	XMAD	1,654.9	-224.5
2	CEUX	468.8	+57.2
3	AQEU	297.5	+52.4
4	TQEX	112.7	+13.8
5	AQXE	0.6	+0.0

Monthly Depth Trend



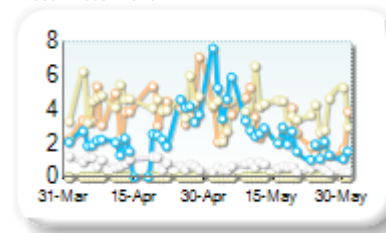
Market depth measures the amount of visible liquidity (bids and offers) in the order book within 10 or 50 BPS of mid price. The result is averaged over the stocks in the index and is based on measurements of the order book every 30 seconds. This is quoted in '000s of EUR.

Best Prices

At touch

Rank	Venue	Best Price (%)	Change
1	CEUX	3.87	-0.32
2	XMAD	2.85	-0.69
3	AQEU	2.80	+0.60
4	TQEX	0.57	-0.21
5	CHIX	0.00	+0.00
6	TRQX	0.00	+0.00
7	BATE	0.00	+0.00
8	AQXE	0.00	+0.00

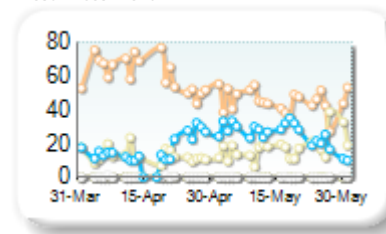
Best Prices Trend



25k EUR deal

Rank	Venue	Best Price (%)	Change
1	XMAD	45.12	-15.84
2	AQEU	25.41	+9.86
3	CEUX	17.48	+4.32
4	TQEX	0.32	-0.12
5	CHIX	0.00	+0.00
6	TRQX	0.00	+0.00
7	BATE	0.00	+0.00
8	AQXE	0.00	+0.00

Best Prices Trend

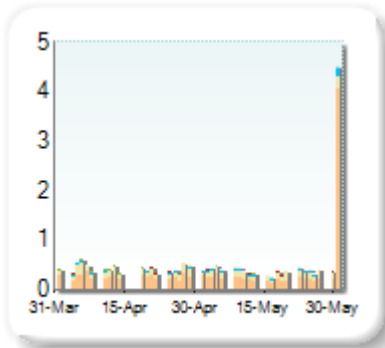


Best Price % measures how often each venue posts an absolute best price (no ties) for stocks. The result is averaged over the stocks in the index and is based on measurements of the order book every 5 seconds.

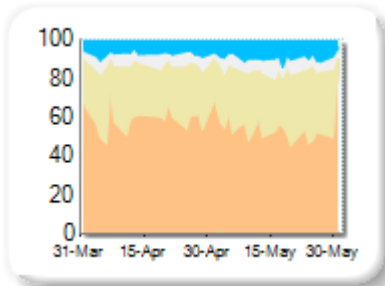
Market Share

Rank	Venue	Market Share	Change
1	XMAD	66.70%	+8.42
2	CEUX	21.62%	-6.85
3	AQEU	7.51%	+0.12
4	TQEX	4.07%	-1.64
5	TRQX	0.06%	+0.00
6	CHIX	0.03%	+0.01
7	BATE	0.02%	-0.06
8	AQXE	0.01%	+0.00

Volume Trend



Market Share Trend



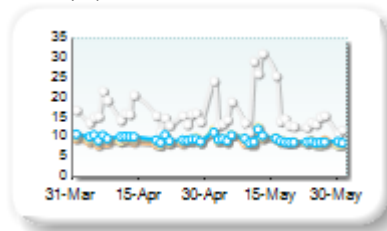
Market share is based on on-book value traded during continuous trading. The share is calculated by averaging over all stocks in the index. The current value shown is for last week and the change is relative to the previous week.

Spreads

At touch

Rank	Venue	Spread (bps)	Change
1	XMAD	9.00	+0.28
2	CEUX	9.08	-0.17
3	AQEU	9.25	-0.41
4	TQEX	16.71	+1.06

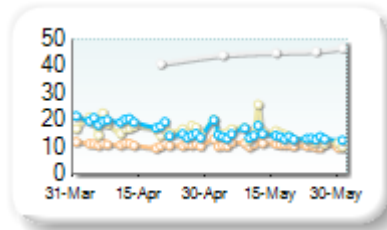
Monthly Spread Trend



25k EUR deal

Rank	Venue	Spread (bps)	Change
1	XMAD	10.92	-0.05
2	AQEU	14.32	-3.48
3	CEUX	14.74	-2.29
4	TQEX	66.48	-0.62

Monthly Spread Trend



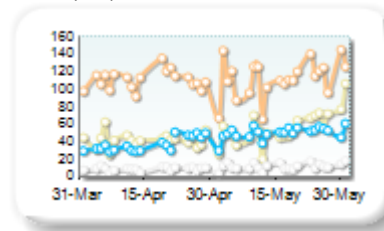
Spreads measure the bid to offer spread of the best visible orders in the book. The result is averaged over the stocks in the index and is based on measurements of the order books every 30 seconds. The value for the spread is quoted in basis points (0.01%).

Book Depths

10BPS Depth (top of book)

Rank	Venue	Depth (1K EUR)	Change
1	XMAD	112.7	+1.6
2	CEUX	56.6	+13.9
3	AQEU	50.8	+13.0
4	TQEX	12.4	+2.8

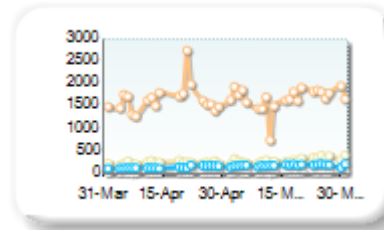
Monthly Depth Trend



50BPS Depth (deeper into book)

Rank	Venue	Depth (1K EUR)	Change
1	XMAD	1,679.1	+16.2
2	CEUX	311.0	+53.9
3	AQEU	198.7	+44.0
4	TQEX	63.0	+8.3

Monthly Depth Trend



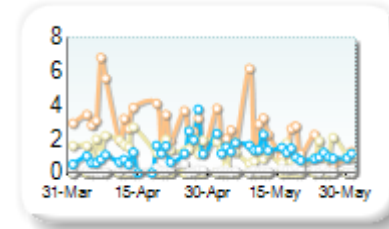
Market depth measures the amount of visible liquidity (bids and offers) in the order book within 10 or 50 BPS of mid price. The result is averaged over the stocks in the index and is based on measurements of the order book every 30 seconds. This is quoted in '000s of EUR.

Best Prices

At touch

Rank	Venue	Best Price (%)	Change
1	XMAD	2.00	-0.98
2	AQEU	1.30	+0.10
3	CEUX	1.08	-0.43
4	TQEX	0.14	-0.03
5	CHIX	0.00	+0.00
6	TRQX	0.00	+0.00
7	BATE	0.00	+0.00
8	AQXE	0.00	+0.00

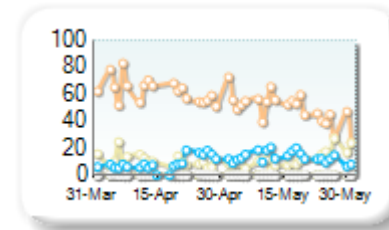
Best Prices Trend



25k EUR deal

Rank	Venue	Best Price (%)	Change
1	XMAD	49.41	-12.99
2	AQEU	13.43	+4.57
3	CEUX	11.77	+1.05
4	TQEX	0.22	-0.07
5	CHIX	0.00	+0.00
6	TRQX	0.00	+0.00
7	BATE	0.00	+0.00
8	AQXE	0.00	+0.00

Best Prices Trend

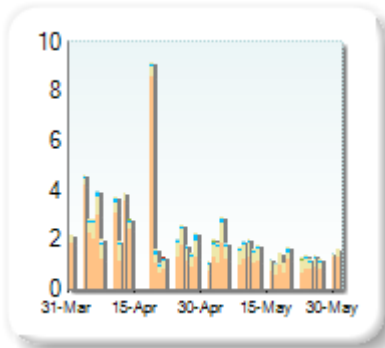


Best Price % measures how often each venue posts an absolute best price (no ties) for stocks. The result is averaged over the stocks in the index and is based on measurements of the order book every 5 seconds.

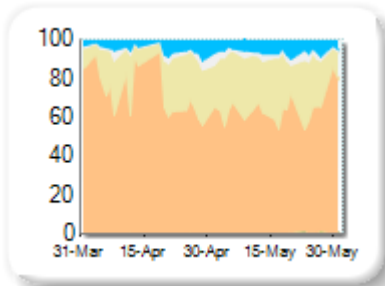
Market Share

Rank	Venue	Market Share	Change
1	XMAD	63.84%	-14.31
2	CEUX	26.70%	+10.67
3	AQEU	6.10%	+2.13
4	TQEX	2.89%	+1.26
5	CHIX	0.20%	+0.13
6	BATE	0.16%	+0.04
7	TRQX	0.07%	+0.03
8	AQXE	0.05%	+0.04

Volume Trend



Market Share Trend



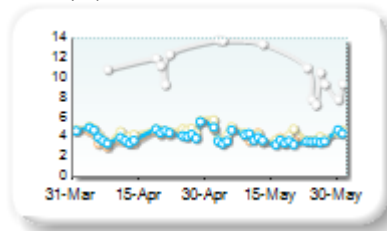
Market share is based on on-book value traded during continuous trading. The share is calculated by averaging over all stocks in the index. The current value shown is for last week and the change is relative to the previous week.

Spreads

At touch

Rank	Venue	Spread (bps)	Change
1	AQEU	3.79	-0.40
2	XMAD	3.87	-0.20
3	CEUX	4.11	-0.41
4	TQEX	15.62	-2.60

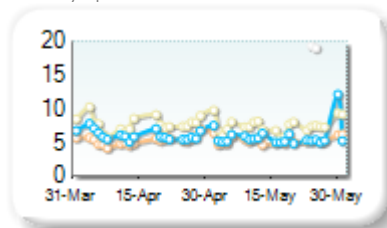
Monthly Spread Trend



25k EUR deal

Rank	Venue	Spread (bps)	Change
1	XMAD	5.28	0.00
2	AQEU	5.80	-0.25
3	CEUX	7.43	-0.25
4	TQEX	30.48	-8.88

Monthly Spread Trend



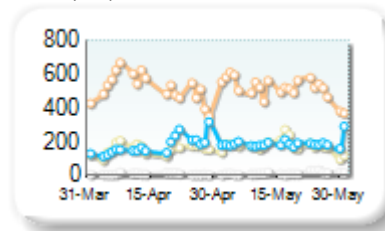
Spreads measure the bid to offer spread of the best visible orders in the book. The result is averaged over the stocks in the index and is based on measurements of the order books every 30 seconds. The value for the spread is quoted in basis points (0.01%).

Book Depths

10BPS Depth (top of book)

Rank	Venue	Depth (1K EUR)	Change
1	XMAD	513.5	-2.9
2	AQEU	186.8	+11.0
3	CEUX	174.2	+17.4
4	TQEX	14.3	+4.3

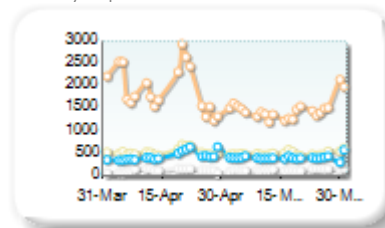
Monthly Depth Trend



50BPS Depth (deeper into book)

Rank	Venue	Depth (1K EUR)	Change
1	XMAD	1,474.1	-458.0
2	CEUX	507.2	-32.5
3	AQEU	411.1	-35.8
4	TQEX	143.9	+14.0

Monthly Depth Trend



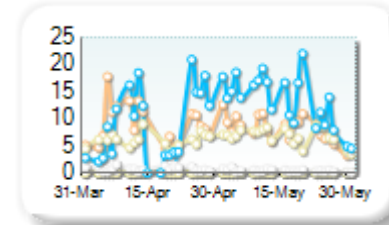
Market depth measures the amount of visible liquidity (bids and offers) in the order book within 10 or 50 BPS of mid price. The result is averaged over the stocks in the index and is based on measurements of the order book every 30 seconds. This is quoted in '000s of EUR.

Best Prices

At touch

Rank	Venue	Best Price (%)	Change
1	AQEU	13.35	+2.64
2	XMAD	8.07	+0.91
3	CEUX	6.79	+1.40
4	TQEX	0.51	-0.31
5	CHIX	0.00	+0.00
6	TRQX	0.00	+0.00
7	BATE	0.00	+0.00
8	AQXE	0.00	+0.00

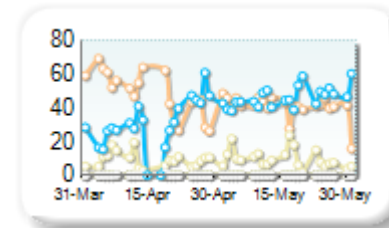
Best Prices Trend



25k EUR deal

Rank	Venue	Best Price (%)	Change
1	AQEU	46.04	+16.13
2	XMAD	40.57	-7.97
3	CEUX	9.91	+0.59
4	TQEX	0.04	-0.08
5	CHIX	0.00	+0.00
6	TRQX	0.00	+0.00
7	BATE	0.00	+0.00
8	AQXE	0.00	+0.00

Best Prices Trend

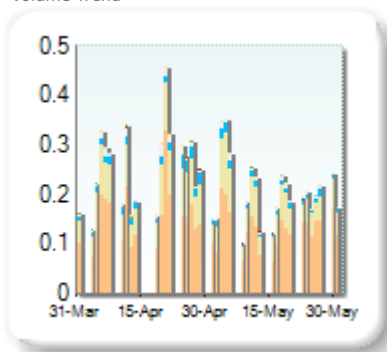


Best Price % measures how often each venue posts an absolute best price (no ties) for stocks. The result is averaged over the stocks in the index and is based on measurements of the order book every 5 seconds.

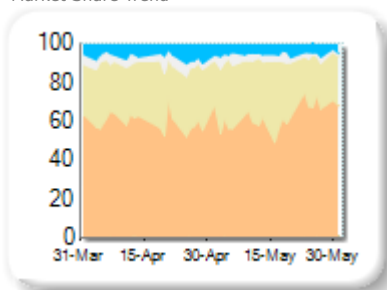
Market Share

Rank	Venue	Market Share	Change
1	XMAD	62.17%	+2.19
2	CEUX	28.88%	+0.26
3	AQEU	5.14%	-1.35
4	TQEX	3.54%	-1.14
5	CHIX	0.16%	+0.11
6	BATE	0.06%	-0.07
7	TRQX	0.05%	-0.01
8	AQXE	0.01%	+0.01

Volume Trend



Market Share Trend



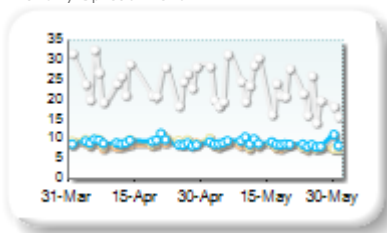
Market share is based on on-book value traded during continuous trading. The share is calculated by averaging over all stocks in the index. The current value shown is for last week and the change is relative to the previous week.

Spreads

At touch

Rank	Venue	Spread (bps)	Change
1	XMAD	8.11	-0.50
2	CEUX	8.41	-0.89
3	AQEU	8.94	-0.23
4	TQEX	22.11	-3.67

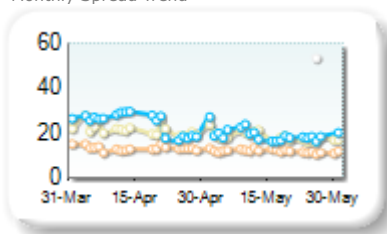
Monthly Spread Trend



25k EUR deal

Rank	Venue	Spread (bps)	Change
1	XMAD	12.11	-1.21
2	CEUX	18.32	-3.20
3	AQEU	19.28	-5.17
4	TQEX	63.24	-1.49

Monthly Spread Trend



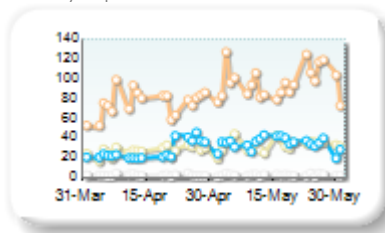
Spreads measure the bid to offer spread of the best visible orders in the book. The result is averaged over the stocks in the index and is based on measurements of the order books every 30 seconds. The value for the spread is quoted in basis points (0.01%).

Book Depths

10BPS Depth (top of book)

Rank	Venue	Depth (1K EUR)	Change
1	XMAD	96.3	+20.6
2	AQEU	34.4	+7.5
3	CEUX	32.9	+5.7
4	TQEX	2.5	+0.1
5	AQXE	0.2	0.0

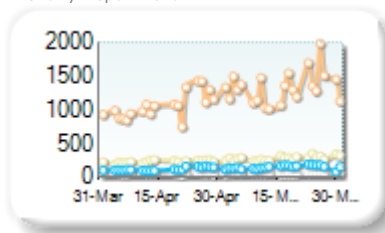
Monthly Depth Trend



50BPS Depth (deeper into book)

Rank	Venue	Depth (1K EUR)	Change
1	XMAD	1,324.8	+268.4
2	CEUX	283.0	+51.3
3	AQEU	150.0	+29.3
4	TQEX	57.9	+3.0
5	BATE	9.4	+0.4
6	AQXE	0.2	0.0

Monthly Depth Trend



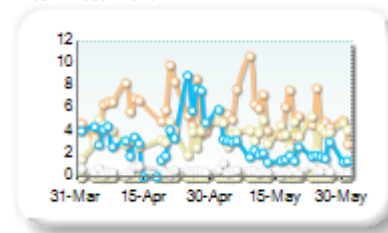
Market depth measures the amount of visible liquidity (bids and offers) in the order book within 10 or 50 BPS of mid price. The result is averaged over the stocks in the index and is based on measurements of the order book every 30 seconds. This is quoted in '000s of EUR.

Best Prices

At touch

Rank	Venue	Best Price (%)	Change
1	XMAD	5.66	-1.30
2	CEUX	3.98	+0.55
3	AQEU	2.28	-1.53
4	TQEX	0.54	-0.07
5	CHIX	0.00	+0.00
6	TRQX	0.00	+0.00
7	BATE	0.00	+0.00
8	AQXE	0.00	+0.00

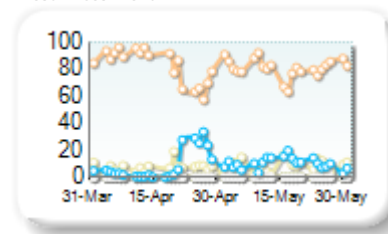
Best Prices Trend



25k EUR deal

Rank	Venue	Best Price (%)	Change
1	XMAD	80.59	-1.89
2	AQEU	10.21	+1.41
3	CEUX	8.60	+1.21
4	CHIX	0.00	+0.00
5	TRQX	0.00	+0.00
6	BATE	0.00	+0.00
7	AQXE	0.00	+0.00
8	TQEX	0.00	0.00

Best Prices Trend

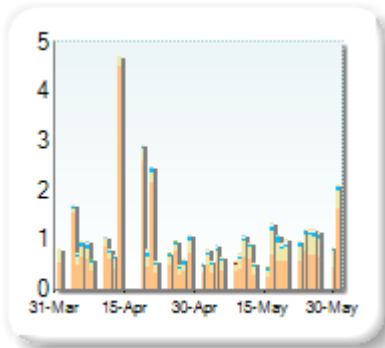


Best Price % measures how often each venue posts an absolute best price (no ties) for stocks. The result is averaged over the stocks in the index and is based on measurements of the order book every 5 seconds.

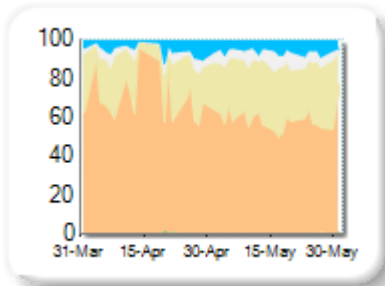
Market Share

Rank	Venue	Market Share	Change
1	XMAD	59.44%	-19.09
2	CEUX	28.59%	+13.99
3	AQEU	5.99%	+2.11
4	TQEX	5.67%	+2.98
5	CHIX	0.13%	+0.04
6	AQXE	0.09%	+0.09
7	TRQX	0.06%	-0.02
8	BATE	0.04%	-0.11

Volume Trend



Market Share Trend



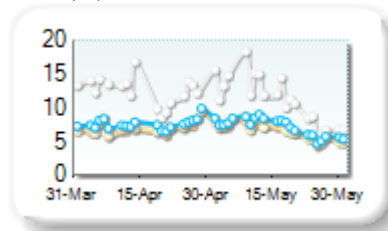
Market share is based on on-book value traded during continuous trading. The share is calculated by averaging over all stocks in the index. The current value shown is for last week and the change is relative to the previous week.

Spreads

At touch

Rank	Venue	Spread (bps)	Change
1	XMAD	6.58	-0.39
2	CEUX	6.62	-0.56
3	AQEU	7.15	-0.43
4	TQEX	11.68	-2.47

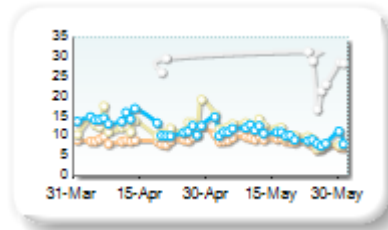
Monthly Spread Trend



25k EUR deal

Rank	Venue	Spread (bps)	Change
1	XMAD	8.56	-0.44
2	AQEU	10.42	-2.50
3	CEUX	10.90	-1.76
4	TQEX	37.93	-4.92

Monthly Spread Trend



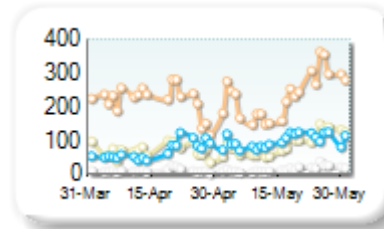
Spreads measure the bid to offer spread of the best visible orders in the book. The result is averaged over the stocks in the index and is based on measurements of the order books every 30 seconds. The value for the spread is quoted in basis points (0.01%).

Book Depths

10BPS Depth (top of book)

Rank	Venue	Depth (1K EUR)	Change
1	XMAD	235.0	+15.9
2	AQEU	99.4	+29.7
3	CEUX	89.6	+17.9
4	TQEX	16.1	+4.2
5	AQXE	0.1	0.0

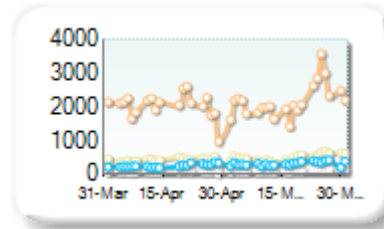
Monthly Depth Trend



50BPS Depth (deeper into book)

Rank	Venue	Depth (1K EUR)	Change
1	XMAD	2,166.5	+136.0
2	CEUX	498.2	+75.4
3	AQEU	315.6	+61.2
4	TQEX	108.6	+21.6
5	AQXE	0.5	0.0

Monthly Depth Trend



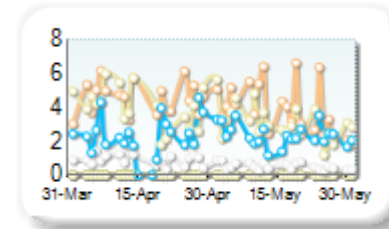
Market depth measures the amount of visible liquidity (bids and offers) in the order book within 10 or 50 BPS of mid price. The result is averaged over the stocks in the index and is based on measurements of the order book every 30 seconds. This is quoted in '000s of EUR.

Best Prices

At touch

Rank	Venue	Best Price (%)	Change
1	XMAD	3.95	-0.65
2	CEUX	3.15	-1.32
3	AQEU	2.35	+0.17
4	TQEX	0.54	-0.34
5	CHIX	0.00	+0.00
6	TRQX	0.00	+0.00
7	BATE	0.00	+0.00
8	AQXE	0.00	+0.00

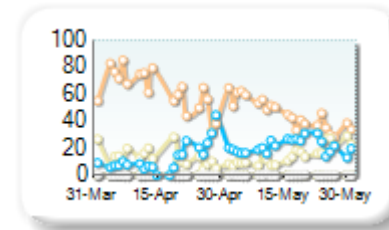
Best Prices Trend



25k EUR deal

Rank	Venue	Best Price (%)	Change
1	XMAD	45.71	-17.11
2	AQEU	21.37	+8.50
3	CEUX	14.97	+1.91
4	TQEX	0.34	+0.20
5	CHIX	0.00	+0.00
6	TRQX	0.00	+0.00
7	BATE	0.00	+0.00
8	AQXE	0.00	+0.00

Best Prices Trend

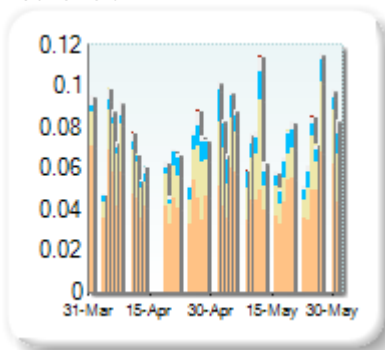


Best Price % measures how often each venue posts an absolute best price (no ties) for stocks. The result is averaged over the stocks in the index and is based on measurements of the order book every 5 seconds.

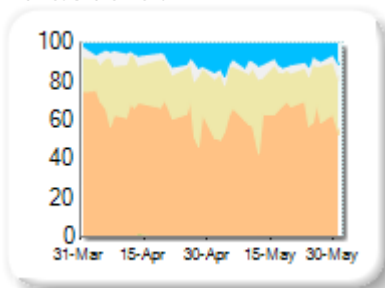
Market Share

Rank	Venue	Market Share	Change
1	XMAD	59.30%	-4.82
2	CEUX	25.68%	+1.12
3	AQEU	10.92%	+3.97
4	TQEX	4.08%	-0.22
5	CHIX	0.02%	+0.02
6	BATE	0.01%	-0.05
7	AQXE	0.00%	+0.00

Volume Trend



Market Share Trend



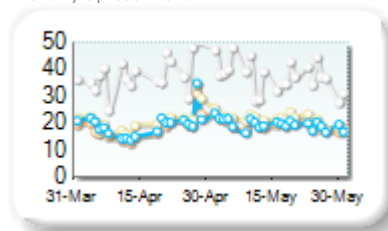
Market share is based on on-book value traded during continuous trading. The share is calculated by averaging over all stocks in the index. The current value shown is for last week and the change is relative to the previous week.

Spreads

At touch

Rank	Venue	Spread (bps)	Change
1	XMAD	19.31	+0.97
2	AQEU	19.58	+0.24
3	CEUX	21.45	+0.63
4	TQEX	37.40	-3.39

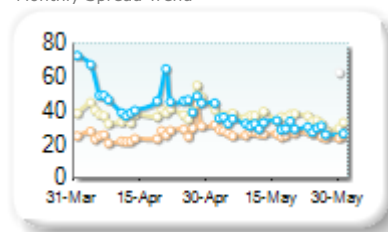
Monthly Spread Trend



25k EUR deal

Rank	Venue	Spread (bps)	Change
1	XMAD	26.41	+0.12
2	AQEU	31.63	-16.40
3	CEUX	35.34	-3.66
4	TQEX	62.45	n/a

Monthly Spread Trend



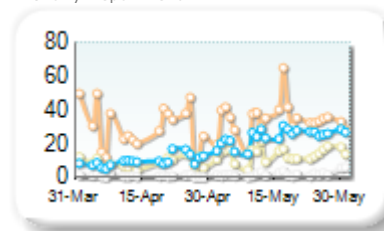
Spreads measure the bid to offer spread of the best visible orders in the book. The result is averaged over the stocks in the index and is based on measurements of the order books every 30 seconds. The value for the spread is quoted in basis points (0.01%).

Book Depths

10BPS Depth (top of book)

Rank	Venue	Depth (1K EUR)	Change
1	XMAD	34.5	+5.5
2	AQEU	24.1	+14.3
3	CEUX	13.7	+5.2
4	TQEX	2.1	+1.1

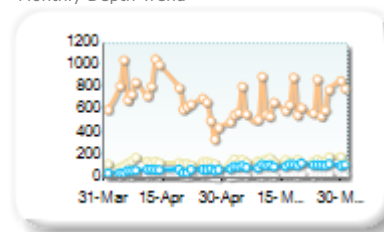
Monthly Depth Trend



50BPS Depth (deeper into book)

Rank	Venue	Depth (1K EUR)	Change
1	XMAD	663.0	-59.0
2	CEUX	154.3	+21.6
3	AQEU	111.9	+44.8
4	TQEX	32.2	+2.8

Monthly Depth Trend



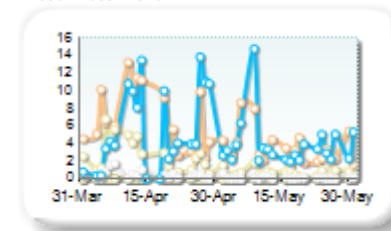
Market depth measures the amount of visible liquidity (bids and offers) in the order book within 10 or 50 BPS of mid price. The result is averaged over the stocks in the index and is based on measurements of the order book every 30 seconds. This is quoted in '000s of EUR.

Best Prices

At touch

Rank	Venue	Best Price (%)	Change
1	AQEU	3.83	-1.16
2	XMAD	3.51	-2.58
3	CEUX	0.68	-2.19
4	TQEX	0.12	-0.34
5	CHIX	0.00	+0.00
6	TRQX	0.00	+0.00
7	BATE	0.00	+0.00
8	AQXE	0.00	+0.00

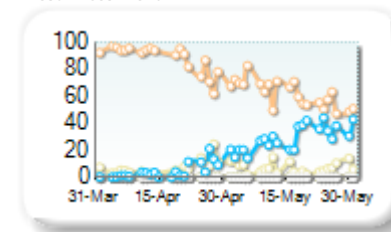
Best Prices Trend



25k EUR deal

Rank	Venue	Best Price (%)	Change
1	XMAD	61.66	-26.22
2	AQEU	28.90	+24.48
3	CEUX	7.06	+0.20
4	TQEX	0.01	+0.00
5	CHIX	0.00	+0.00
6	TRQX	0.00	+0.00
7	BATE	0.00	+0.00
8	AQXE	0.00	+0.00

Best Prices Trend

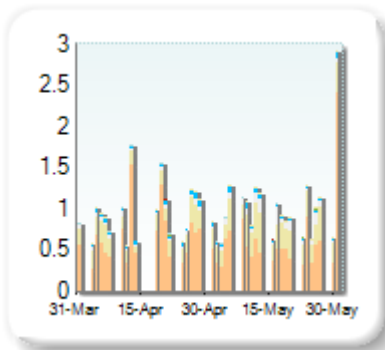


Best Price % measures how often each venue posts an absolute best price (no ties) for stocks. The result is averaged over the stocks in the index and is based on measurements of the order book every 5 seconds.

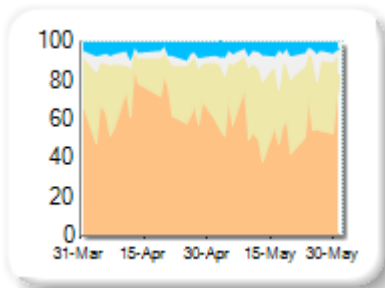
Market Share

Rank	Venue	Market Share	Change
1	XMAD	58.71%	-9.30
2	CEUX	28.86%	+7.01
3	TQEX	7.16%	+3.02
4	AQEU	5.07%	-0.58
5	CHIX	0.09%	+0.02
6	AQXE	0.04%	+0.03
7	BATE	0.04%	-0.19
8	TRQX	0.03%	-0.01

Volume Trend



Market Share Trend



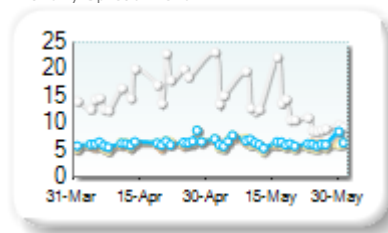
Market share is based on on-book value traded during continuous trading. The share is calculated by averaging over all stocks in the index. The current value shown is for last week and the change is relative to the previous week.

Spreads

At touch

Rank	Venue	Spread (bps)	Change
1	CEUX	5.91	-0.28
2	XMAD	6.06	+0.17
3	AQEU	6.39	+0.05
4	TQEX	16.04	-3.43

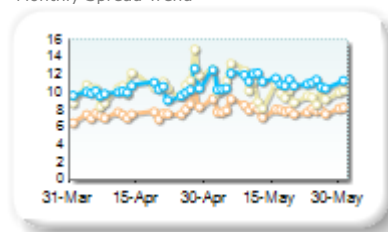
Monthly Spread Trend



25k EUR deal

Rank	Venue	Spread (bps)	Change
1	XMAD	8.08	+0.38
2	CEUX	10.28	-0.42
3	AQEU	11.28	+1.02
4	TQEX	70.82	-36.67

Monthly Spread Trend



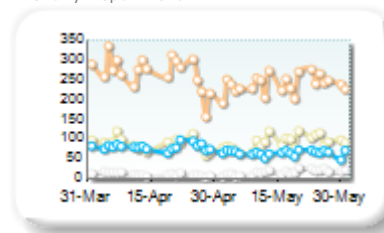
Spreads measure the bid to offer spread of the best visible orders in the book. The result is averaged over the stocks in the index and is based on measurements of the order books every 30 seconds. The value for the spread is quoted in basis points (0.01%).

Book Depths

10BPS Depth (top of book)

Rank	Venue	Depth (1K EUR)	Change
1	XMAD	238.9	-29.7
2	CEUX	91.1	+4.1
3	AQEU	64.4	-15.6
4	TQEX	15.7	+5.1

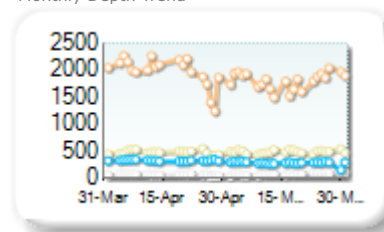
Monthly Depth Trend



50BPS Depth (deeper into book)

Rank	Venue	Depth (1K EUR)	Change
1	XMAD	1,797.6	-175.1
2	CEUX	490.6	+11.8
3	AQEU	283.7	-43.5
4	TQEX	85.6	+17.9

Monthly Depth Trend



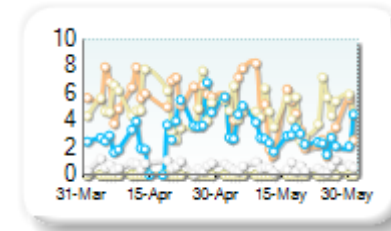
Market depth measures the amount of visible liquidity (bids and offers) in the order book within 10 or 50 BPS of mid price. The result is averaged over the stocks in the index and is based on measurements of the order book every 30 seconds. This is quoted in '000s of EUR.

Best Prices

At touch

Rank	Venue	Best Price (%)	Change
1	CEUX	4.85	-0.23
2	XMAD	4.15	-1.81
3	AQEU	3.02	-0.18
4	TQEX	0.57	-0.06
5	CHIX	0.00	+0.00
6	TRQX	0.00	+0.00
7	BATE	0.00	+0.00
8	AQXE	0.00	+0.00

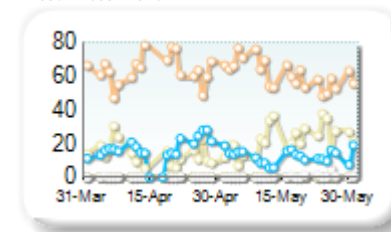
Best Prices Trend



25k EUR deal

Rank	Venue	Best Price (%)	Change
1	XMAD	60.85	-2.74
2	CEUX	22.51	+8.60
3	AQEU	12.40	-3.87
4	TQEX	0.54	+0.38
5	CHIX	0.00	+0.00
6	TRQX	0.00	+0.00
7	BATE	0.00	+0.00
8	AQXE	0.00	+0.00

Best Prices Trend

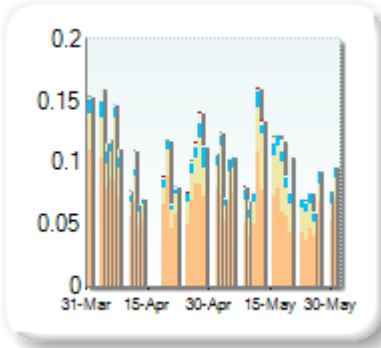


Best Price % measures how often each venue posts an absolute best price (no ties) for stocks. The result is averaged over the stocks in the index and is based on measurements of the order book every 5 seconds.

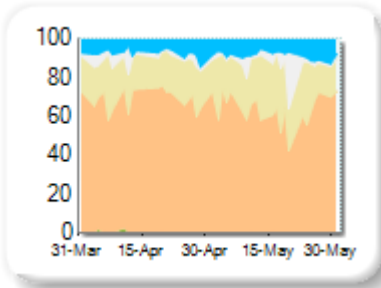
Market Share

Rank	Venue	Market Share	Change
1	XMAD	63.36%	-4.27
2	CEUX	23.96%	+3.49
3	AQEU	8.38%	+0.83
4	TQEX	4.24%	+0.24
5	CHIX	0.04%	0.00
6	BATE	0.03%	-0.25
7	TRQX	0.00%	-0.04

Volume Trend



Market Share Trend



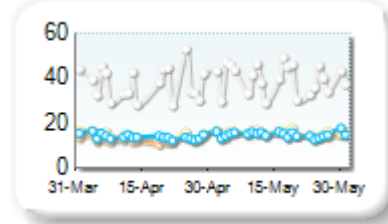
Market share is based on on-book value traded during continuous trading. The share is calculated by averaging over all stocks in the index. The current value shown is for last week and the change is relative to the previous week.

Spreads

At touch

Rank	Venue	Spread (bps)	Change
1	XMAD	14.81	+2.10
2	AQEU	14.94	+1.00
3	CEUX	15.47	+1.21
4	TQEX	39.74	+2.07

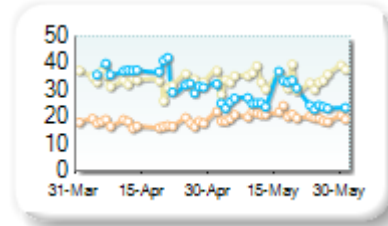
Monthly Spread Trend



25k EUR deal

Rank	Venue	Spread (bps)	Change
1	XMAD	20.36	+2.70
2	AQEU	27.06	-8.13
3	CEUX	34.22	+1.07

Monthly Spread Trend



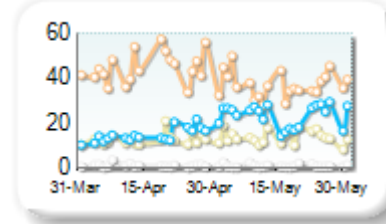
Spreads measure the bid to offer spread of the best visible orders in the book. The result is averaged over the stocks in the index and is based on measurements of the order books every 30 seconds. The value for the spread is quoted in basis points (0.01%).

Book Depths

10BPS Depth (top of book)

Rank	Venue	Depth (1K EUR)	Change
1	XMAD	36.8	-7.8
2	AQEU	23.4	+8.7
3	CEUX	13.8	+1.0
4	TQEX	1.3	-0.1

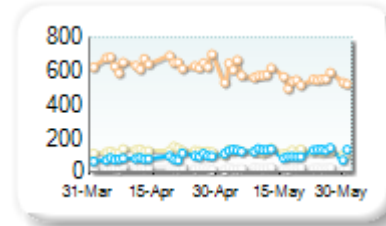
Monthly Depth Trend



50BPS Depth (deeper into book)

Rank	Venue	Depth (1K EUR)	Change
1	XMAD	562.9	-78.2
2	CEUX	120.4	-6.6
3	AQEU	118.6	+33.5
4	TQEX	24.0	-1.5

Monthly Depth Trend



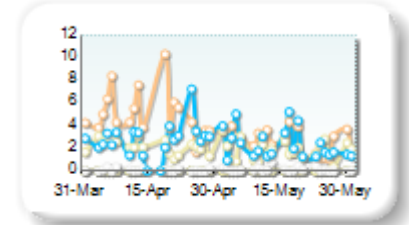
Market depth measures the amount of visible liquidity (bids and offers) in the order book within 10 or 50 BPS of mid price. The result is averaged over the stocks in the index and is based on measurements of the order book every 30 seconds. This is quoted in '000s of EUR.

Best Prices

At touch

Rank	Venue	Best Price (%)	Change
1	XMAD	2.54	-1.26
2	AQEU	2.36	-0.28
3	CEUX	1.81	-0.35
4	TQEX	0.15	+0.11
5	CHIX	0.00	+0.00
6	TRQX	0.00	+0.00
7	BATE	0.00	+0.00
8	AQXE	0.00	+0.00

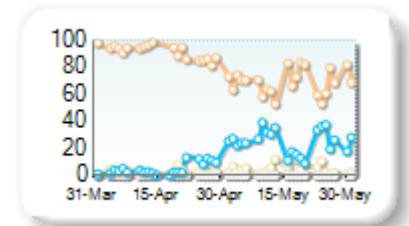
Best Prices Trend



25k EUR deal

Rank	Venue	Best Price (%)	Change
1	XMAD	68.70	-22.42
2	AQEU	24.86	+20.14
3	CEUX	5.30	+2.09
4	TQEX	0.00	-0.01
5	CHIX	0.00	+0.00
6	TRQX	0.00	+0.00
7	BATE	0.00	+0.00
8	AQXE	0.00	+0.00

Best Prices Trend

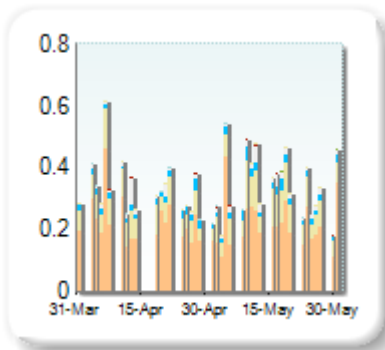


Best Price % measures how often each venue posts an absolute best price (no ties) for stocks. The result is averaged over the stocks in the index and is based on measurements of the order book every 5 seconds.

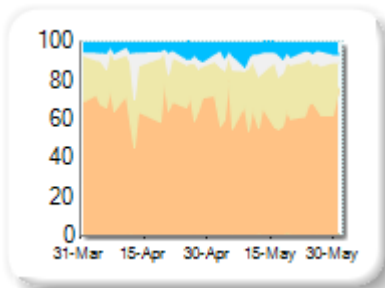
Market Share

Rank	Venue	Market Share	Change
1	XMAD	62.69%	-3.59
2	CEUX	24.39%	+2.07
3	AQEU	6.46%	+0.85
4	TQEX	6.12%	+0.65
5	CHIX	0.15%	+0.12
6	BATE	0.09%	-0.15
7	TRQX	0.08%	+0.03
8	AQXE	0.02%	+0.02

Volume Trend



Market Share Trend



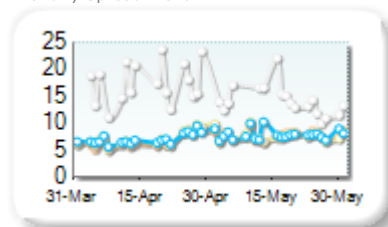
Market share is based on on-book value traded during continuous trading. The share is calculated by averaging over all stocks in the index. The current value shown is for last week and the change is relative to the previous week.

Spreads

At touch

Rank	Venue	Spread (bps)	Change
1	CEUX	7.68	+0.68
2	XMAD	7.71	+1.06
3	AQEU	7.88	+0.84
4	TQEX	16.88	-1.41
5	CHIX	501.00	+0.36
6	AQXE	501.00	+0.00

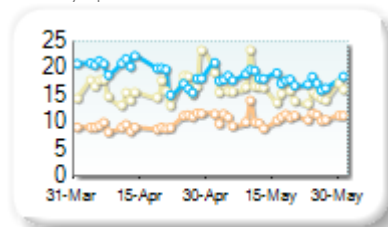
Monthly Spread Trend



25k EUR deal

Rank	Venue	Spread (bps)	Change
1	XMAD	10.76	+1.14
2	CEUX	16.09	-0.23
3	AQEU	17.99	-1.32
4	TQEX	64.46	+7.90

Monthly Spread Trend



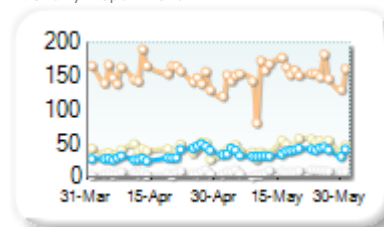
Spreads measure the bid to offer spread of the best visible orders in the book. The result is averaged over the stocks in the index and is based on measurements of the order books every 30 seconds. The value for the spread is quoted in basis points (0.01%).

Book Depths

10BPS Depth (top of book)

Rank	Venue	Depth (1K EUR)	Change
1	XMAD	150.5	-2.7
2	CEUX	44.7	+4.6
3	AQEU	37.1	+4.3
4	TQEX	8.2	+1.9

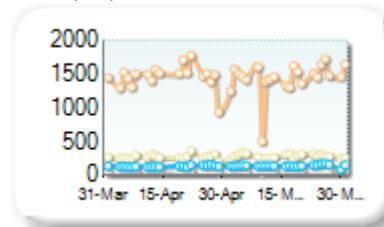
Monthly Depth Trend



50BPS Depth (deeper into book)

Rank	Venue	Depth (1K EUR)	Change
1	XMAD	1,431.3	-25.4
2	CEUX	280.6	+8.7
3	AQEU	142.1	+8.1
4	TQEX	80.9	+9.1
5	CHIX	1.1	+0.0

Monthly Depth Trend



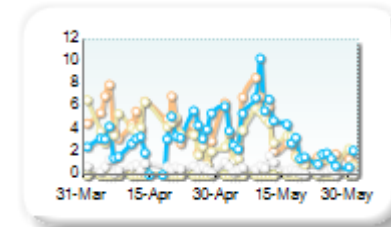
Market depth measures the amount of visible liquidity (bids and offers) in the order book within 10 or 50 BPS of mid price. The result is averaged over the stocks in the index and is based on measurements of the order book every 30 seconds. This is quoted in '000s of EUR.

Best Prices

At touch

Rank	Venue	Best Price (%)	Change
1	AQEU	3.54	+0.09
2	XMAD	3.15	-1.47
3	CEUX	2.58	-1.26
4	TQEX	0.53	-0.04
5	CHIX	0.00	0.00
6	AQXE	0.00	+0.00
7	TRQX	0.00	+0.00
8	BATE	0.00	+0.00

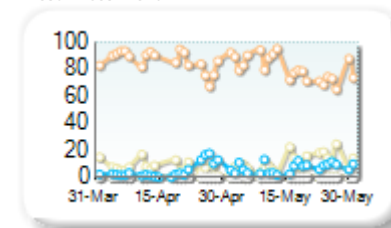
Best Prices Trend



25k EUR deal

Rank	Venue	Best Price (%)	Change
1	XMAD	80.33	-5.65
2	CEUX	10.96	+3.04
3	AQEU	6.95	+2.19
4	TQEX	0.08	+0.06
5	CHIX	0.00	+0.00
6	TRQX	0.00	+0.00
7	BATE	0.00	+0.00
8	AQXE	0.00	+0.00

Best Prices Trend

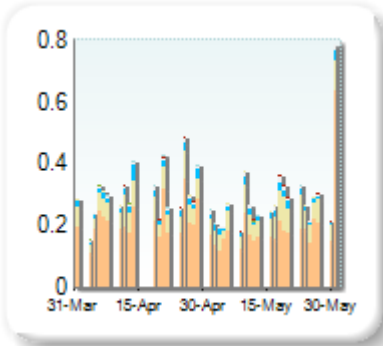


Best Price % measures how often each venue posts an absolute best price (no ties) for stocks. The result is averaged over the stocks in the index and is based on measurements of the order book every 5 seconds.

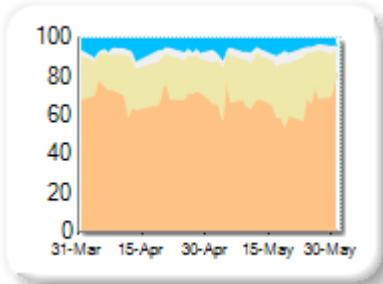
Market Share

Rank	Venue	Market Share	Change
1	XMAD	66.77%	-3.07
2	CEUX	23.25%	+3.21
3	AQEU	5.74%	-0.70
4	TQEX	4.10%	+0.77
5	BATE	0.07%	-0.12
6	CHIX	0.05%	-0.04
7	TRQX	0.01%	-0.05
8	AQXE	0.01%	0.00

Volume Trend



Market Share Trend



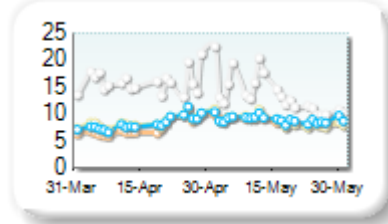
Market share is based on on-book value traded during continuous trading. The share is calculated by averaging over all stocks in the index. The current value shown is for last week and the change is relative to the previous week.

Spreads

At touch

Rank	Venue	Spread (bps)	Change
1	CEUX	8.76	+0.25
2	XMAD	8.79	+1.18
3	AQEU	9.01	+0.69
4	TQEX	13.61	-2.34

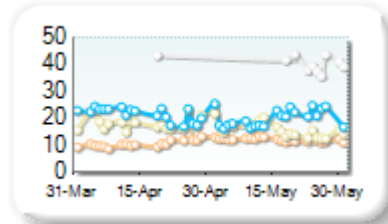
Monthly Spread Trend



25k EUR deal

Rank	Venue	Spread (bps)	Change
1	XMAD	12.08	+1.33
2	CEUX	15.82	-2.39
3	AQEU	21.80	+0.34
4	TQEX	47.89	-2.67

Monthly Spread Trend



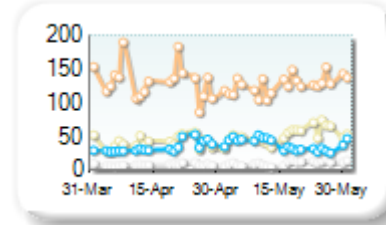
Spreads measure the bid to offer spread of the best visible orders in the book. The result is averaged over the stocks in the index and is based on measurements of the order books every 30 seconds. The value for the spread is quoted in basis points (0.01%).

Book Depths

10BPS Depth (top of book)

Rank	Venue	Depth (1K EUR)	Change
1	XMAD	126.3	-4.7
2	CEUX	51.8	+10.4
3	AQEU	38.1	+4.1
4	TQEX	10.8	+2.4
5	CHIX	0.2	+0.0

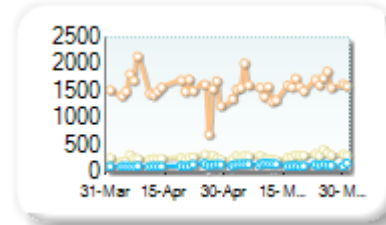
Monthly Depth Trend



50BPS Depth (deeper into book)

Rank	Venue	Depth (1K EUR)	Change
1	XMAD	1,587.3	+52.1
2	CEUX	298.0	+42.8
3	AQEU	135.2	+17.2
4	TQEX	92.8	+11.6
5	CHIX	0.3	+0.0

Monthly Depth Trend



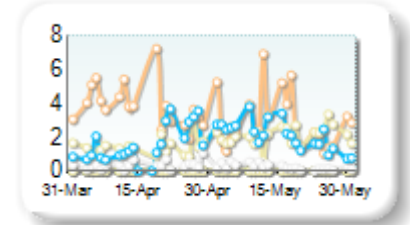
Market depth measures the amount of visible liquidity (bids and offers) in the order book within 10 or 50 BPS of mid price. The result is averaged over the stocks in the index and is based on measurements of the order book every 30 seconds. This is quoted in '000s of EUR.

Best Prices

At touch

Rank	Venue	Best Price (%)	Change
1	XMAD	2.89	-0.72
2	AQEU	2.10	+0.32
3	CEUX	2.08	+0.72
4	TQEX	0.27	-0.14
5	CHIX	0.00	+0.00
6	TRQX	0.00	+0.00
7	BATE	0.00	+0.00
8	AQXE	0.00	+0.00

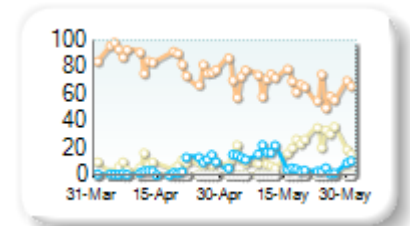
Best Prices Trend



25k EUR deal

Rank	Venue	Best Price (%)	Change
1	XMAD	67.39	-16.59
2	CEUX	18.57	+10.66
3	AQEU	9.38	+4.94
4	TQEX	0.08	-0.03
5	CHIX	0.00	+0.00
6	TRQX	0.00	+0.00
7	BATE	0.00	+0.00
8	AQXE	0.00	+0.00

Best Prices Trend

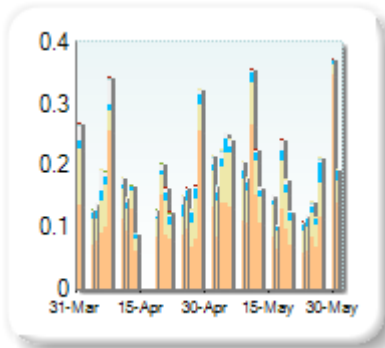


Best Price % measures how often each venue posts an absolute best price (no ties) for stocks. The result is averaged over the stocks in the index and is based on measurements of the order book every 5 seconds.

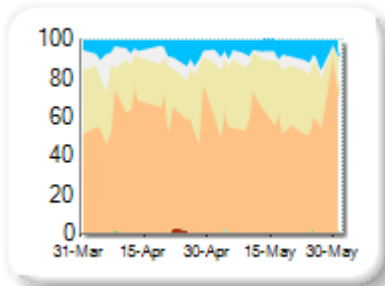
Market Share

Rank	Venue	Market Share	Change
1	XMAD	62.21%	+0.33
2	CEUX	26.12%	+2.26
3	AQEU	6.93%	+0.43
4	TQEX	4.26%	-2.80
5	TRQX	0.25%	+0.01
6	BATE	0.11%	-0.11
7	CHIX	0.07%	-0.18
8	AQXE	0.06%	+0.05

Volume Trend



Market Share Trend



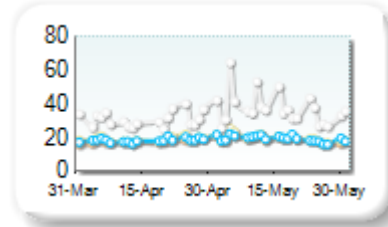
Market share is based on on-book value traded during continuous trading. The share is calculated by averaging over all stocks in the index. The current value shown is for last week and the change is relative to the previous week.

Spreads

At touch

Rank	Venue	Spread (bps)	Change
1	XMAD	18.91	+1.34
2	AQEU	19.35	+1.02
3	CEUX	19.65	+0.86
4	TQEX	37.00	+6.29

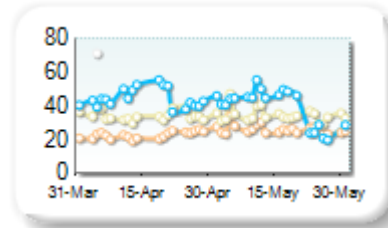
Monthly Spread Trend



25k EUR deal

Rank	Venue	Spread (bps)	Change
1	XMAD	25.93	+3.32
2	CEUX	34.40	+0.41
3	AQEU	39.45	-4.89

Monthly Spread Trend



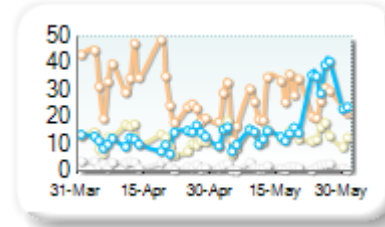
Spreads measure the bid to offer spread of the best visible orders in the book. The result is averaged over the stocks in the index and is based on measurements of the order books every 30 seconds. The value for the spread is quoted in basis points (0.01%).

Book Depths

10BPS Depth (top of book)

Rank	Venue	Depth (1K EUR)	Change
1	XMAD	25.7	-5.5
2	AQEU	19.0	+7.3
3	CEUX	12.8	+1.3
4	TQEX	1.6	-0.8

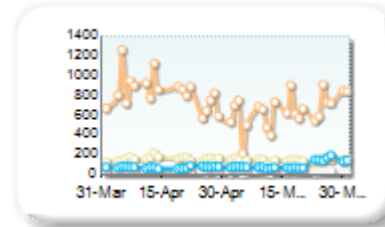
Monthly Depth Trend



50BPS Depth (deeper into book)

Rank	Venue	Depth (1K EUR)	Change
1	XMAD	646.2	-186.5
2	CEUX	139.1	-20.7
3	AQEU	95.3	+24.2
4	TQEX	26.4	-10.9
5	AQXE	0.3	+0.0

Monthly Depth Trend



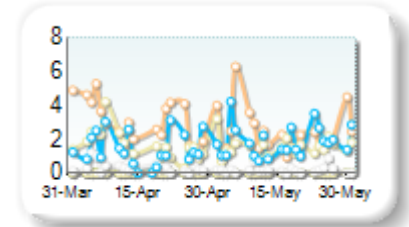
Market depth measures the amount of visible liquidity (bids and offers) in the order book within 10 or 50 BPS of mid price. The result is averaged over the stocks in the index and is based on measurements of the order book every 30 seconds. This is quoted in '000s of EUR.

Best Prices

At touch

Rank	Venue	Best Price (%)	Change
1	XMAD	2.36	-0.61
2	AQEU	1.85	+0.38
3	CEUX	1.50	-0.17
4	TQEX	0.20	-0.09
5	CHIX	0.00	+0.00
6	TRQX	0.00	+0.00
7	BATE	0.00	+0.00
8	AQXE	0.00	+0.00

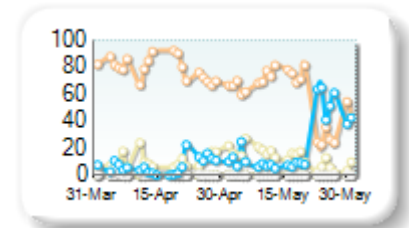
Best Prices Trend



25k EUR deal

Rank	Venue	Best Price (%)	Change
1	XMAD	58.86	-20.04
2	AQEU	22.76	+15.81
3	CEUX	13.43	+2.76
4	TQEX	0.07	-0.24
5	CHIX	0.00	+0.00
6	TRQX	0.00	+0.00
7	BATE	0.00	+0.00
8	AQXE	0.00	+0.00

Best Prices Trend

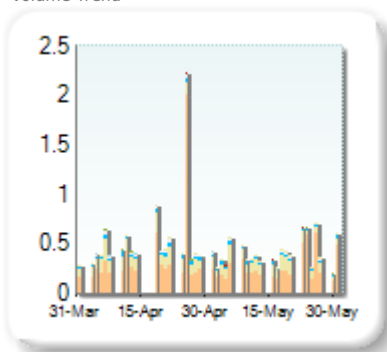


Best Price % measures how often each venue posts an absolute best price (no ties) for stocks. The result is averaged over the stocks in the index and is based on measurements of the order book every 5 seconds.

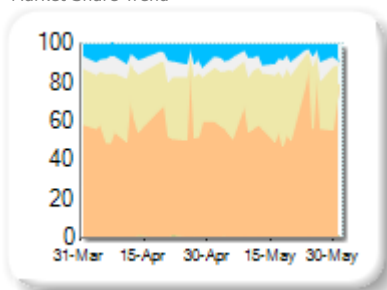
Market Share

Rank	Venue	Market Share	Change
1	XMAD	63.07%	-0.83
2	CEUX	25.15%	+1.44
3	AQEU	6.26%	+0.18
4	TQEX	5.39%	-0.63
5	CHIX	0.06%	-0.07
6	AQXE	0.03%	+0.03
7	BATE	0.02%	-0.10
8	TRQX	0.01%	-0.02

Volume Trend



Market Share Trend



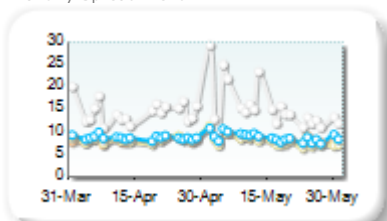
Market share is based on on-book value traded during continuous trading. The share is calculated by averaging over all stocks in the index. The current value shown is for last week and the change is relative to the previous week.

Spreads

At touch

Rank	Venue	Spread (bps)	Change
1	CEUX	8.17	-0.13
2	XMAD	8.53	+0.33
3	AQEU	8.88	+0.10
4	TQEX	15.46	+0.95

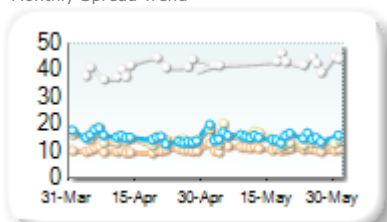
Monthly Spread Trend



25k EUR deal

Rank	Venue	Spread (bps)	Change
1	XMAD	11.13	+0.76
2	CEUX	14.75	+0.01
3	AQEU	15.37	+0.22
4	TQEX	46.65	+2.50

Monthly Spread Trend



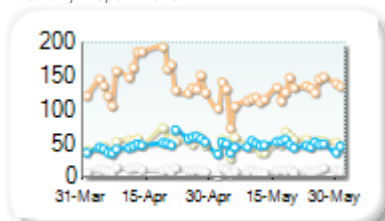
Spreads measure the bid to offer spread of the best visible orders in the book. The result is averaged over the stocks in the index and is based on measurements of the order books every 30 seconds. The value for the spread is quoted in basis points (0.01%).

Book Depths

10BPS Depth (top of book)

Rank	Venue	Depth (1K EUR)	Change
1	XMAD	124.1	-21.8
2	CEUX	49.4	-2.0
3	AQEU	47.1	-1.6
4	TQEX	9.5	-1.8

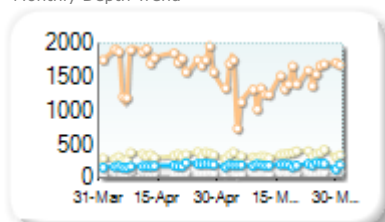
Monthly Depth Trend



50BPS Depth (deeper into book)

Rank	Venue	Depth (1K EUR)	Change
1	XMAD	1,419.0	-296.0
2	CEUX	342.3	+8.1
3	AQEU	194.8	+9.3
4	TQEX	86.5	-2.4

Monthly Depth Trend



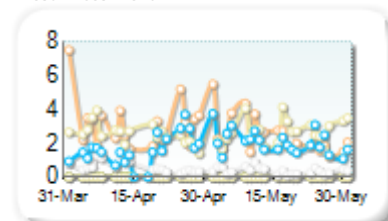
Market depth measures the amount of visible liquidity (bids and offers) in the order book within 10 or 50 BPS of mid price. The result is averaged over the stocks in the index and is based on measurements of the order book every 30 seconds. This is quoted in '000s of EUR.

Best Prices

At touch

Rank	Venue	Best Price (%)	Change
1	CEUX	2.74	-0.03
2	XMAD	2.43	-0.58
3	AQEU	2.06	+0.45
4	TQEX	0.38	-0.24
5	CHIX	0.00	+0.00
6	TRQX	0.00	+0.00
7	BATE	0.00	+0.00
8	AQXE	0.00	+0.00

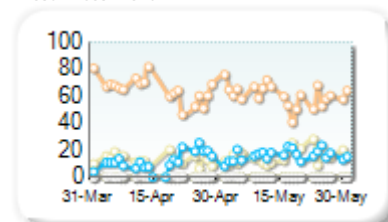
Best Prices Trend



25k EUR deal

Rank	Venue	Best Price (%)	Change
1	XMAD	60.33	-4.53
2	AQEU	16.22	+4.48
3	CEUX	15.78	+2.83
4	TQEX	0.16	-0.25
5	CHIX	0.00	+0.00
6	TRQX	0.00	+0.00
7	BATE	0.00	+0.00
8	AQXE	0.00	+0.00

Best Prices Trend

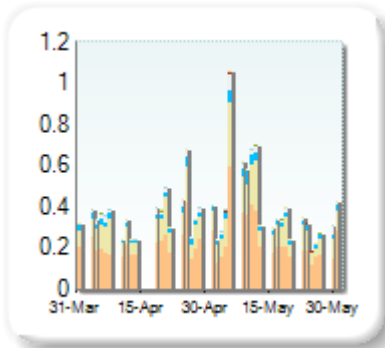


Best Price % measures how often each venue posts an absolute best price (no ties) for stocks. The result is averaged over the stocks in the index and is based on measurements of the order book every 5 seconds.

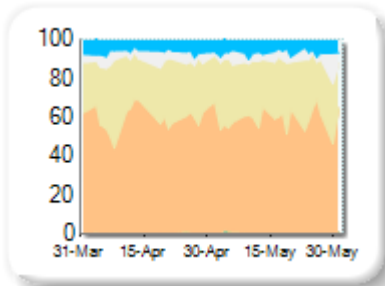
Market Share

Rank	Venue	Market Share	Change
1	XMAD	58.32%	+0.01
2	CEUX	29.65%	-0.01
3	AQEU	6.70%	+0.27
4	TQEX	4.91%	-0.23
5	CHIX	0.24%	+0.08
6	BATE	0.09%	-0.15
7	TRQX	0.08%	+0.02
8	AQXE	0.01%	+0.00

Volume Trend



Market Share Trend



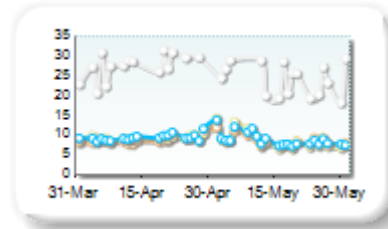
Market share is based on on-book value traded during continuous trading. The share is calculated by averaging over all stocks in the index. The current value shown is for last week and the change is relative to the previous week.

Spreads

At touch

Rank	Venue	Spread (bps)	Change
1	XMAD	8.55	+0.02
2	CEUX	8.64	-0.50
3	AQEU	8.81	-0.51
4	TQEX	31.28	+2.17

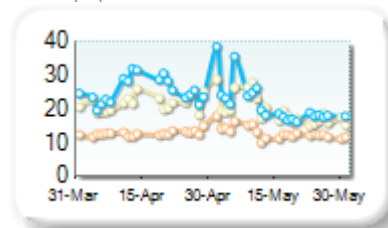
Monthly Spread Trend



25k EUR deal

Rank	Venue	Spread (bps)	Change
1	XMAD	12.93	+0.27
2	CEUX	19.41	-2.18
3	AQEU	21.27	-4.11
4	TQEX	74.63	-1.55

Monthly Spread Trend



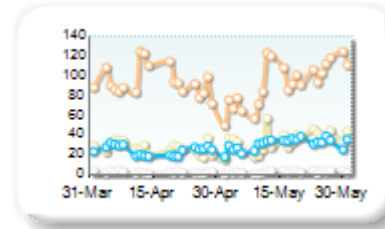
Spreads measure the bid to offer spread of the best visible orders in the book. The result is averaged over the stocks in the index and is based on measurements of the order books every 30 seconds. The value for the spread is quoted in basis points (0.01%).

Book Depths

10BPS Depth (top of book)

Rank	Venue	Depth (1K EUR)	Change
1	XMAD	92.5	-1.9
2	CEUX	34.1	+6.9
3	AQEU	31.0	+6.8
4	TQEX	2.7	+0.1

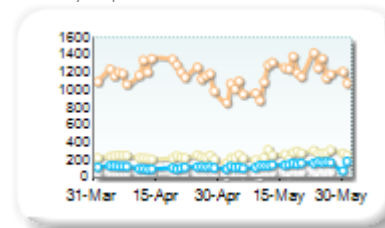
Monthly Depth Trend



50BPS Depth (deeper into book)

Rank	Venue	Depth (1K EUR)	Change
1	XMAD	1,162.1	-42.3
2	CEUX	261.5	+19.9
3	AQEU	149.1	+26.9
4	TQEX	58.1	-3.7

Monthly Depth Trend



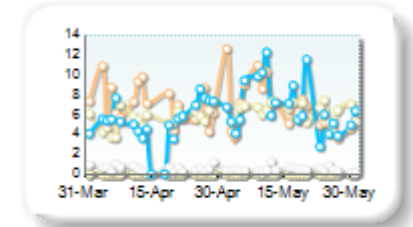
Market depth measures the amount of visible liquidity (bids and offers) in the order book within 10 or 50 BPS of mid price. The result is averaged over the stocks in the index and is based on measurements of the order book every 30 seconds. This is quoted in '000s of EUR.

Best Prices

At touch

Rank	Venue	Best Price (%)	Change
1	AQEU	6.76	+2.00
2	XMAD	6.62	-0.93
3	CEUX	6.32	+1.31
4	TQEX	0.47	+0.04
5	CHIX	0.00	0.00
6	TRQX	0.00	+0.00
7	BATE	0.00	0.00
8	AQXE	0.00	+0.00

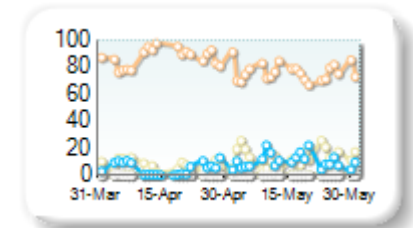
Best Prices Trend



25k EUR deal

Rank	Venue	Best Price (%)	Change
1	XMAD	76.05	-10.82
2	CEUX	13.10	+5.68
3	AQEU	10.45	+5.52
4	TQEX	0.06	-0.06
5	CHIX	0.00	+0.00
6	TRQX	0.00	+0.00
7	BATE	0.00	+0.00
8	AQXE	0.00	+0.00

Best Prices Trend



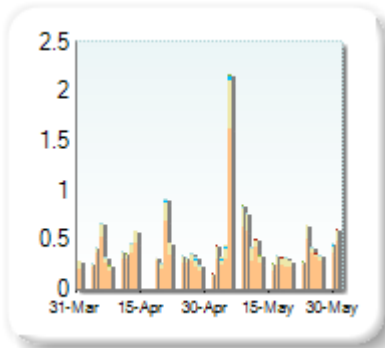
Best Price % measures how often each venue posts an absolute best price (no ties) for stocks. The result is averaged over the stocks in the index and is based on measurements of the order book every 5 seconds.

International Consolidated Airlines Group SA

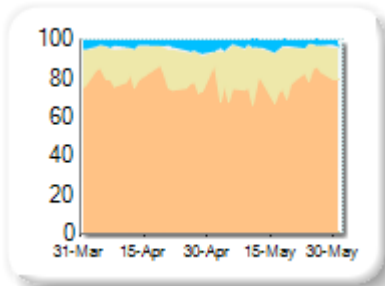
Market Share

Rank	Venue	Market Share	Change
1	XMAD	75.82%	-2.13
2	CEUX	20.33%	+3.01
3	AQEU	3.02%	-0.66
4	TQEX	0.66%	-0.29
5	TRQX	0.07%	0.00
6	CHIX	0.06%	+0.06
7	BATE	0.03%	+0.02
8	AQXE	0.00%	0.00

Volume Trend



Market Share Trend



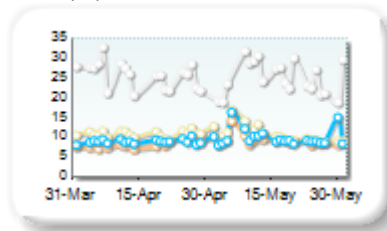
Market share is based on on-book value traded during continuous trading. The share is calculated by averaging over all stocks in the index. The current value shown is for last week and the change is relative to the previous week.

Spreads

At touch

Rank	Venue	Spread (bps)	Change
1	XMAD	9.13	+0.88
2	AQEU	9.77	+0.95
3	CEUX	10.57	-0.16
4	TQEX	28.10	+2.38

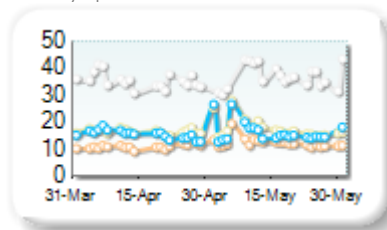
Monthly Spread Trend



25k EUR deal

Rank	Venue	Spread (bps)	Change
1	XMAD	12.37	+1.34
2	AQEU	16.37	+0.85
3	CEUX	17.63	+1.02
4	TQEX	36.90	+1.54

Monthly Spread Trend



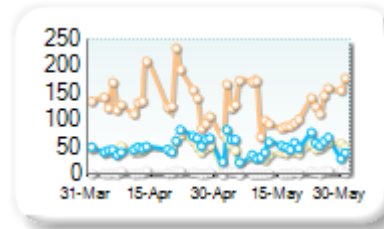
Spreads measure the bid to offer spread of the best visible orders in the book. The result is averaged over the stocks in the index and is based on measurements of the order books every 30 seconds. The value for the spread is quoted in basis points (0.01%).

Book Depths

10BPS Depth (top of book)

Rank	Venue	Depth (1K EUR)	Change
1	XMAD	124.4	-15.4
2	AQEU	49.5	-3.0
3	CEUX	42.2	-5.8
4	TRQX	4.9	+0.8
5	TQEX	3.0	-0.1

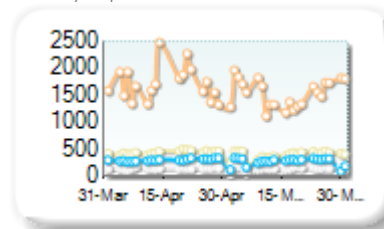
Monthly Depth Trend



50BPS Depth (deeper into book)

Rank	Venue	Depth (1K EUR)	Change
1	XMAD	1,530.8	-178.3
2	CEUX	394.4	-47.5
3	AQEU	273.4	-27.6
4	TQEX	140.5	-8.1
5	TRQX	8.2	+1.8

Monthly Depth Trend



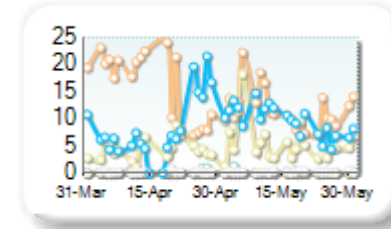
Market depth measures the amount of visible liquidity (bids and offers) in the order book within 10 or 50 BPS of mid price. The result is averaged over the stocks in the index and is based on measurements of the order book every 30 seconds. This is quoted in '000s of EUR.

Best Prices

At touch

Rank	Venue	Best Price (%)	Change
1	XMAD	11.82	-0.06
2	AQEU	9.55	+1.11
3	CEUX	5.56	-0.49
4	TQEX	0.20	+0.08
5	TRQX	0.15	-0.11
6	AQXE	0.00	+0.00
7	CHIX	0.00	+0.00
8	BATE	0.00	+0.00

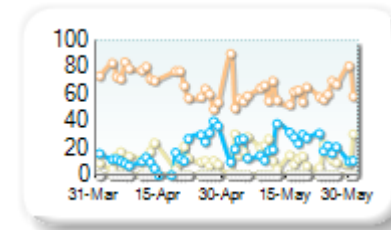
Best Prices Trend



25k EUR deal

Rank	Venue	Best Price (%)	Change
1	XMAD	61.97	-7.54
2	AQEU	21.08	+5.27
3	CEUX	15.29	+3.77
4	TQEX	0.02	+0.02
5	TRQX	0.00	0.00
6	CHIX	0.00	+0.00
7	BATE	0.00	+0.00
8	AQXE	0.00	+0.00

Best Prices Trend

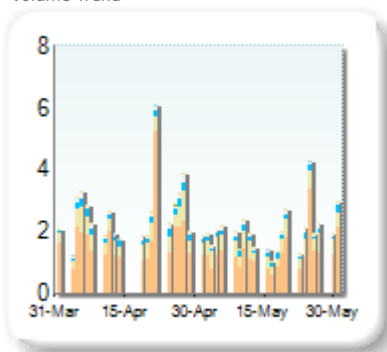


Best Price % measures how often each venue posts an absolute best price (no ties) for stocks. The result is averaged over the stocks in the index and is based on measurements of the order book every 5 seconds.

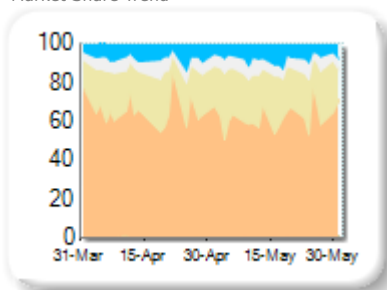
Market Share

Rank	Venue	Market Share	Change
1	XMAD	63.21%	-3.84
2	CEUX	23.19%	+3.27
3	AQEU	7.11%	+0.22
4	TQEX	6.37%	+0.43
5	AQXE	0.05%	+0.05
6	TRQX	0.03%	0.00
7	CHIX	0.03%	-0.05
8	BATE	0.02%	-0.08

Volume Trend



Market Share Trend



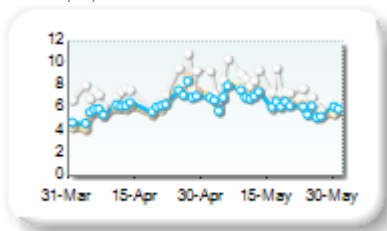
Market share is based on on-book value traded during continuous trading. The share is calculated by averaging over all stocks in the index. The current value shown is for last week and the change is relative to the previous week.

Spreads

At touch

Rank	Venue	Spread (bps)	Change
1	AQEU	6.48	+0.19
2	CEUX	6.50	+0.28
3	XMAD	6.61	+0.40
4	TQEX	7.77	+0.13
5	AQXE	488.78	-11.26

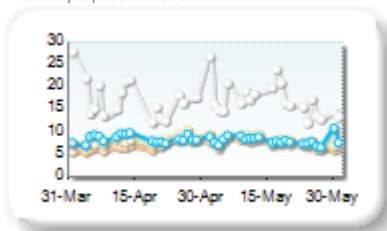
Monthly Spread Trend



25k EUR deal

Rank	Venue	Spread (bps)	Change
1	XMAD	7.38	+0.35
2	CEUX	8.15	-0.03
3	AQEU	8.18	-0.37
4	TQEX	17.74	-0.90

Monthly Spread Trend



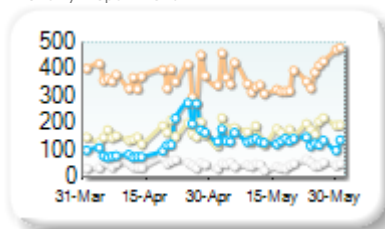
Spreads measure the bid to offer spread of the best visible orders in the book. The result is averaged over the stocks in the index and is based on measurements of the order books every 30 seconds. The value for the spread is quoted in basis points (0.01%).

Book Depths

10BPS Depth (top of book)

Rank	Venue	Depth (1K EUR)	Change
1	XMAD	368.5	+2.4
2	CEUX	171.8	+12.2
3	AQEU	134.7	+5.3
4	TQEX	46.2	-2.9
5	CHIX	4.0	+0.1
6	AQXE	0.1	+0.0

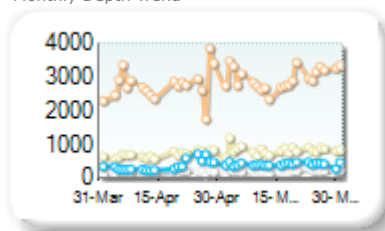
Monthly Depth Trend



50BPS Depth (deeper into book)

Rank	Venue	Depth (1K EUR)	Change
1	XMAD	2,953.5	+201.4
2	CEUX	828.4	+129.3
3	AQEU	414.7	+36.1
4	TQEX	210.7	+25.1
5	CHIX	5.2	+0.2
6	AQXE	0.1	+0.0

Monthly Depth Trend



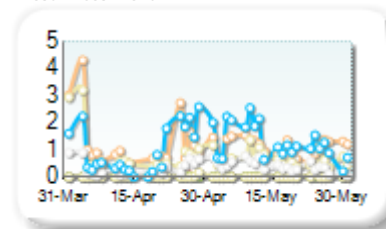
Market depth measures the amount of visible liquidity (bids and offers) in the order book within 10 or 50 BPS of mid price. The result is averaged over the stocks in the index and is based on measurements of the order book every 30 seconds. This is quoted in '000s of EUR.

Best Prices

At touch

Rank	Venue	Best Price (%)	Change
1	AQEU	1.30	+0.52
2	XMAD	1.10	+0.00
3	CEUX	0.68	-0.25
4	TQEX	0.40	+0.03
5	AQXE	0.01	-0.01
6	BATE	0.00	+0.00
7	CHIX	0.00	0.00
8	TRQX	0.00	+0.00

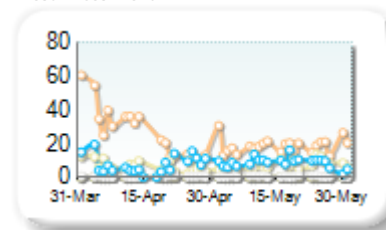
Best Prices Trend



25k EUR deal

Rank	Venue	Best Price (%)	Change
1	XMAD	18.63	-8.25
2	AQEU	8.80	+1.37
3	CEUX	7.55	+0.69
4	TQEX	0.60	+0.01
5	CHIX	0.00	+0.00
6	TRQX	0.00	+0.00
7	BATE	0.00	+0.00
8	AQXE	0.00	+0.00

Best Prices Trend

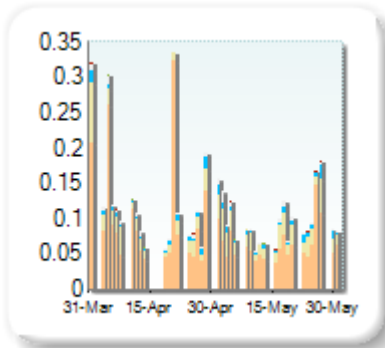


Best Price % measures how often each venue posts an absolute best price (no ties) for stocks. The result is averaged over the stocks in the index and is based on measurements of the order book every 5 seconds.

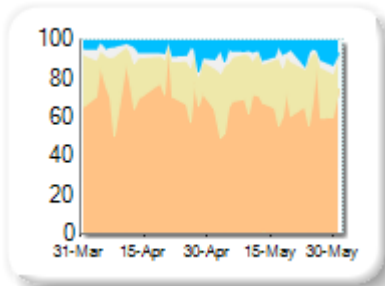
Market Share

Rank	Venue	Market Share	Change
1	XMAD	64.32%	-11.12
2	CEUX	24.14%	+7.49
3	AQEU	7.45%	+3.07
4	TQEX	4.00%	+0.60
5	BATE	0.04%	+0.02
6	CHIX	0.03%	-0.01
7	TRQX	0.01%	-0.04
8	AQXE	0.01%	+0.00

Volume Trend



Market Share Trend



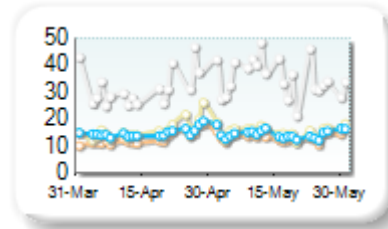
Market share is based on on-book value traded during continuous trading. The share is calculated by averaging over all stocks in the index. The current value shown is for last week and the change is relative to the previous week.

Spreads

At touch

Rank	Venue	Spread (bps)	Change
1	XMAD	13.45	+0.50
2	AQEU	14.45	-0.44
3	CEUX	15.39	-0.48
4	TQEX	35.10	-0.01

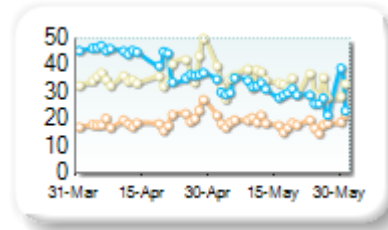
Monthly Spread Trend



25k EUR deal

Rank	Venue	Spread (bps)	Change
1	XMAD	18.56	-0.72
2	AQEU	29.95	-12.03
3	CEUX	33.22	-3.09

Monthly Spread Trend



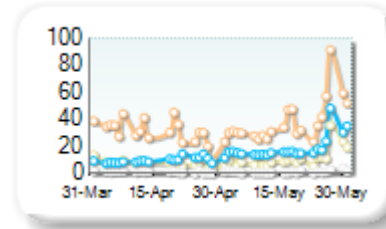
Spreads measure the bid to offer spread of the best visible orders in the book. The result is averaged over the stocks in the index and is based on measurements of the order books every 30 seconds. The value for the spread is quoted in basis points (0.01%).

Book Depths

10BPS Depth (top of book)

Rank	Venue	Depth (1K EUR)	Change
1	XMAD	37.7	+6.7
2	AQEU	18.5	+8.8
3	CEUX	11.3	+3.5
4	TQEX	1.2	-0.1

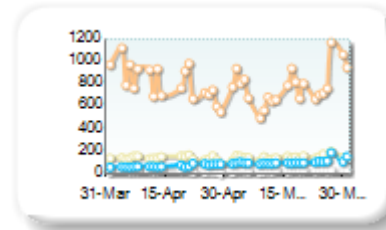
Monthly Depth Trend



50BPS Depth (deeper into book)

Rank	Venue	Depth (1K EUR)	Change
1	XMAD	777.8	-34.4
2	CEUX	148.5	+5.4
3	AQEU	108.2	+33.9
4	TQEX	30.8	+0.2

Monthly Depth Trend



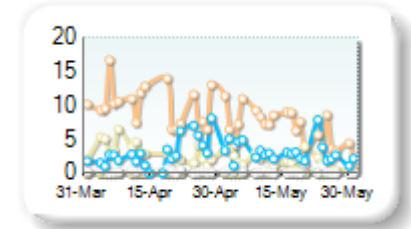
Market depth measures the amount of visible liquidity (bids and offers) in the order book within 10 or 50 BPS of mid price. The result is averaged over the stocks in the index and is based on measurements of the order book every 30 seconds. This is quoted in '000s of EUR.

Best Prices

At touch

Rank	Venue	Best Price (%)	Change
1	XMAD	6.66	-2.97
2	AQEU	3.02	-1.24
3	CEUX	1.81	-1.61
4	TQEX	0.28	-0.10
5	CHIX	0.00	+0.00
6	TRQX	0.00	+0.00
7	BATE	0.00	+0.00
8	AQXE	0.00	+0.00

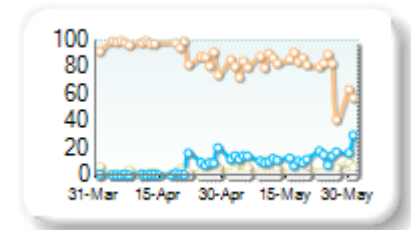
Best Prices Trend



25k EUR deal

Rank	Venue	Best Price (%)	Change
1	XMAD	79.64	-13.30
2	AQEU	13.14	+9.35
3	CEUX	4.27	+1.54
4	TQEX	0.01	+0.01
5	CHIX	0.00	+0.00
6	TRQX	0.00	+0.00
7	BATE	0.00	+0.00
8	AQXE	0.00	+0.00

Best Prices Trend

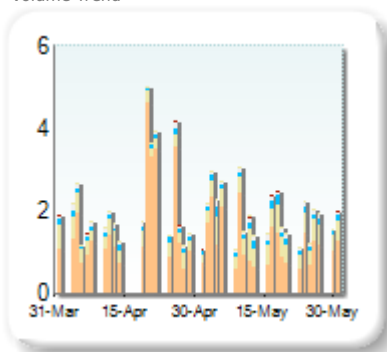


Best Price % measures how often each venue posts an absolute best price (no ties) for stocks. The result is averaged over the stocks in the index and is based on measurements of the order book every 5 seconds.

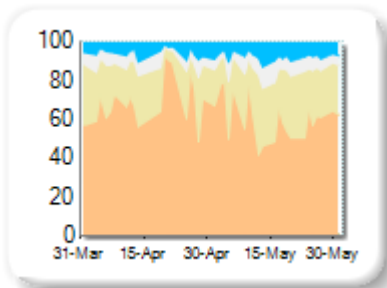
Market Share

Rank	Venue	Market Share	Change
1	XMAD	62.41%	-12.12
2	CEUX	23.74%	+7.88
3	AQEU	7.44%	+2.71
4	TQEX	6.29%	+1.54
5	TRQX	0.04%	+0.02
6	AQXE	0.04%	+0.04
7	CHIX	0.02%	0.00
8	BATE	0.02%	-0.05

Volume Trend



Market Share Trend



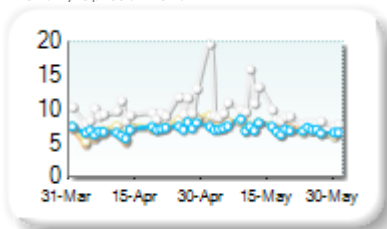
Market share is based on on-book value traded during continuous trading. The share is calculated by averaging over all stocks in the index. The current value shown is for last week and the change is relative to the previous week.

Spreads

At touch

Rank	Venue	Spread (bps)	Change
1	AQEU	7.05	+0.12
2	CEUX	7.16	+0.02
3	XMAD	7.21	+0.29
4	TQEX	9.87	+0.12
5	AQXE	498.76	+0.96
6	CHIX	501.00	+0.00
7	TRQX	501.00	+0.00
8	BATE	501.00	+0.00

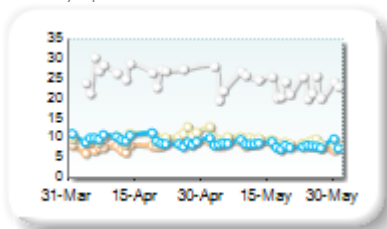
Monthly Spread Trend



25k EUR deal

Rank	Venue	Spread (bps)	Change
1	XMAD	8.26	+0.30
2	AQEU	8.30	-1.17
3	CEUX	9.36	-0.81
4	TQEX	26.37	-2.69

Monthly Spread Trend



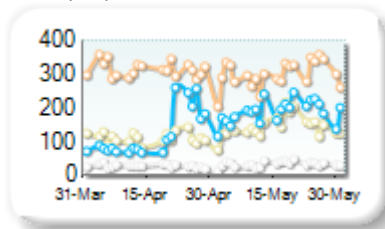
Spreads measure the bid to offer spread of the best visible orders in the book. The result is averaged over the stocks in the index and is based on measurements of the order books every 30 seconds. The value for the spread is quoted in basis points (0.01%).

Book Depths

10BPS Depth (top of book)

Rank	Venue	Depth (1K EUR)	Change
1	XMAD	298.2	-14.6
2	AQEU	187.4	+63.8
3	CEUX	143.2	+32.0
4	TQEX	33.3	+4.9
5	CHIX	2.4	+0.2
6	AQXE	0.1	+0.0

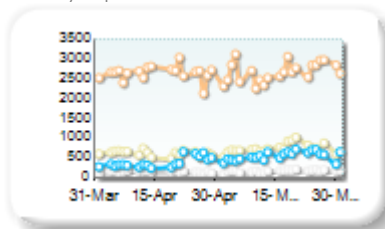
Monthly Depth Trend



50BPS Depth (deeper into book)

Rank	Venue	Depth (1K EUR)	Change
1	XMAD	2,678.5	+29.1
2	CEUX	728.0	+117.5
3	AQEU	543.1	+163.5
4	TQEX	161.9	+19.3
5	CHIX	3.8	+0.3
6	AQXE	0.1	+0.0

Monthly Depth Trend



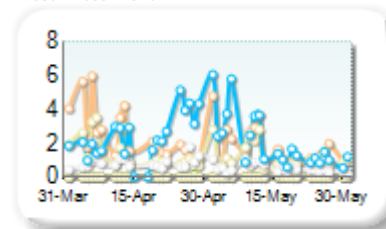
Market depth measures the amount of visible liquidity (bids and offers) in the order book within 10 or 50 BPS of mid price. The result is averaged over the stocks in the index and is based on measurements of the order book every 30 seconds. This is quoted in '000s of EUR.

Best Prices

At touch

Rank	Venue	Best Price (%)	Change
1	AQEU	2.04	-0.15
2	XMAD	1.67	-1.16
3	CEUX	1.16	-0.35
4	TQEX	0.54	-0.27
5	AQXE	0.00	+0.00
6	CHIX	0.00	0.00
7	TRQX	0.00	+0.00
8	BATE	0.00	-0.01

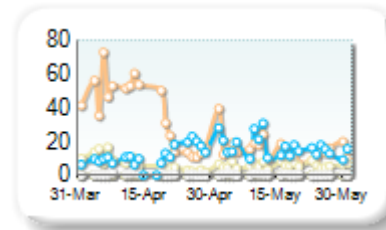
Best Prices Trend



25k EUR deal

Rank	Venue	Best Price (%)	Change
1	AQEU	16.71	+5.66
2	XMAD	15.08	-22.02
3	CEUX	5.99	-1.25
4	TQEX	0.54	-0.08
5	CHIX	0.00	+0.00
6	TRQX	0.00	+0.00
7	BATE	0.00	+0.00
8	AQXE	0.00	+0.00

Best Prices Trend

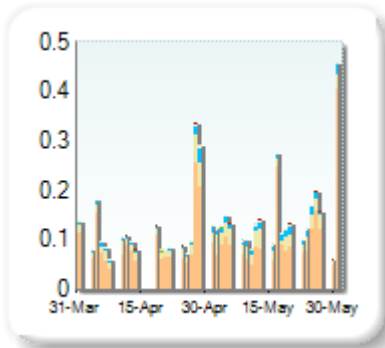


Best Price % measures how often each venue posts an absolute best price (no ties) for stocks. The result is averaged over the stocks in the index and is based on measurements of the order book every 5 seconds.

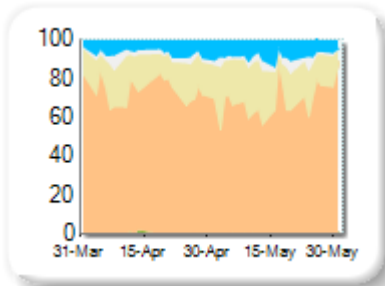
Market Share

Rank	Venue	Market Share	Change
1	XMAD	72.16%	-2.33
2	CEUX	17.41%	+1.20
3	AQEU	7.72%	+1.11
4	TQEX	2.58%	+0.21
5	CHIX	0.06%	-0.03
6	TRQX	0.05%	-0.04
7	BATE	0.03%	-0.11
8	AQXE	0.00%	0.00

Volume Trend



Market Share Trend



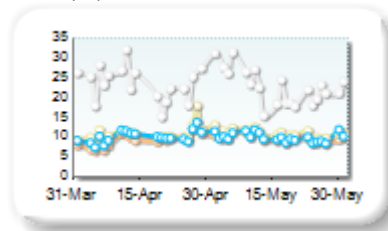
Market share is based on on-book value traded during continuous trading. The share is calculated by averaging over all stocks in the index. The current value shown is for last week and the change is relative to the previous week.

Spreads

At touch

Rank	Venue	Spread (bps)	Change
1	XMAD	9.81	+0.36
2	AQEU	9.91	-0.15
3	CEUX	10.83	-0.02
4	TQEX	23.31	-2.06

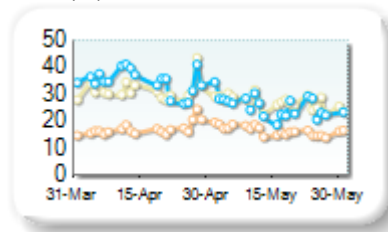
Monthly Spread Trend



25k EUR deal

Rank	Venue	Spread (bps)	Change
1	XMAD	16.52	-0.65
2	AQEU	25.51	-9.19
3	CEUX	27.02	-4.27

Monthly Spread Trend



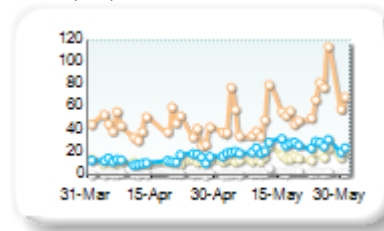
Spreads measure the bid to offer spread of the best visible orders in the book. The result is averaged over the stocks in the index and is based on measurements of the order books every 30 seconds. The value for the spread is quoted in basis points (0.01%).

Book Depths

10BPS Depth (top of book)

Rank	Venue	Depth (1K EUR)	Change
1	XMAD	57.4	+15.0
2	AQEU	24.5	+11.0
3	CEUX	16.3	+5.5
4	TQEX	2.3	+0.8

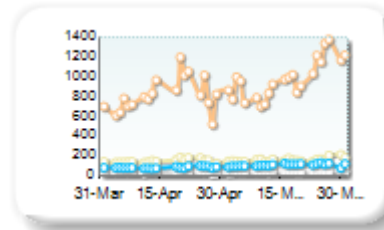
Monthly Depth Trend



50BPS Depth (deeper into book)

Rank	Venue	Depth (1K EUR)	Change
1	XMAD	978.5	+160.2
2	CEUX	156.9	+12.5
3	AQEU	103.3	+24.9
4	TQEX	34.9	+2.6

Monthly Depth Trend



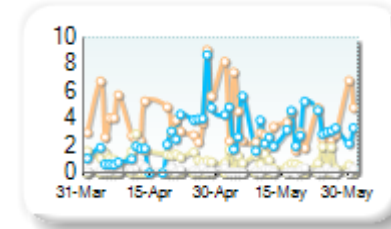
Market depth measures the amount of visible liquidity (bids and offers) in the order book within 10 or 50 BPS of mid price. The result is averaged over the stocks in the index and is based on measurements of the order book every 30 seconds. This is quoted in '000s of EUR.

Best Prices

At touch

Rank	Venue	Best Price (%)	Change
1	XMAD	3.64	+1.01
2	AQEU	3.25	+1.76
3	CEUX	0.83	-0.37
4	TQEX	0.15	-0.12
5	CHIX	0.00	+0.00
6	TRQX	0.00	+0.00
7	BATE	0.00	+0.00
8	AQXE	0.00	+0.00

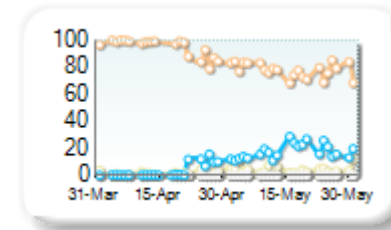
Best Prices Trend



25k EUR deal

Rank	Venue	Best Price (%)	Change
1	XMAD	77.46	-16.91
2	AQEU	17.57	+14.33
3	CEUX	4.58	+2.77
4	CHIX	0.00	+0.00
5	TRQX	0.00	+0.00
6	BATE	0.00	+0.00
7	AQXE	0.00	+0.00
8	TQEX	0.00	+0.00

Best Prices Trend

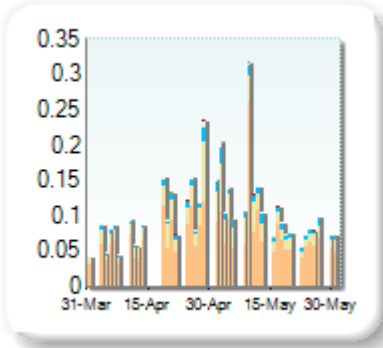


Best Price % measures how often each venue posts an absolute best price (no ties) for stocks. The result is averaged over the stocks in the index and is based on measurements of the order book every 5 seconds.

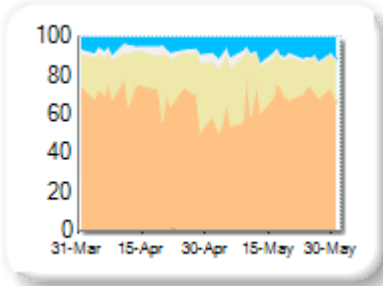
Market Share

Rank	Venue	Market Share	Change
1	XMAD	66.90%	-1.14
2	CEUX	22.22%	-0.26
3	AQEU	8.27%	+2.29
4	TQEX	2.58%	-0.75
5	BATE	0.02%	+0.00
6	CHIX	0.02%	-0.14
7	AQXE	0.00%	0.00

Volume Trend



Market Share Trend



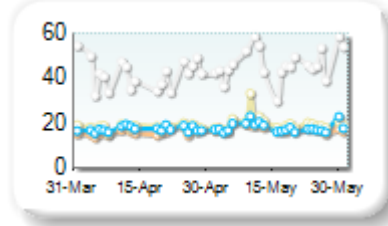
Market share is based on on-book value traded during continuous trading. The share is calculated by averaging over all stocks in the index. The current value shown is for last week and the change is relative to the previous week.

Spreads

At touch

Rank	Venue	Spread (bps)	Change
1	XMAD	17.50	+1.50
2	AQEU	18.02	+0.63
3	CEUX	19.90	+1.67
4	TQEX	49.40	+7.71

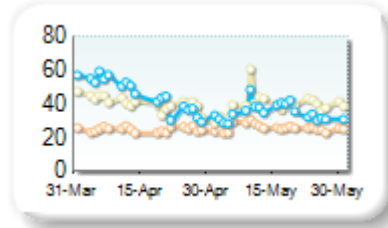
Monthly Spread Trend



25k EUR deal

Rank	Venue	Spread (bps)	Change
1	XMAD	25.77	+0.99
2	AQEU	34.95	-10.57
3	CEUX	39.26	-1.24

Monthly Spread Trend



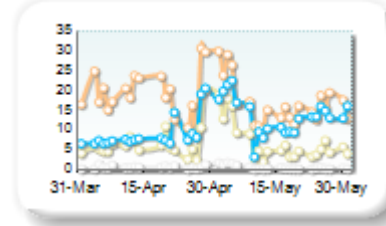
Spreads measure the bid to offer spread of the best visible orders in the book. The result is averaged over the stocks in the index and is based on measurements of the order books every 30 seconds. The value for the spread is quoted in basis points (0.01%).

Book Depths

10BPS Depth (top of book)

Rank	Venue	Depth (1K EUR)	Change
1	XMAD	16.9	-2.5
2	AQEU	13.5	+4.5
3	CEUX	6.9	+0.3
4	TQEX	0.5	-0.1

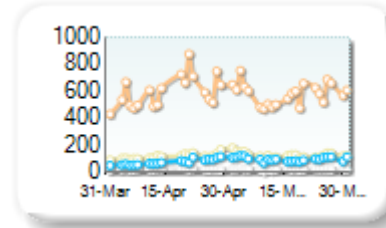
Monthly Depth Trend



50BPS Depth (deeper into book)

Rank	Venue	Depth (1K EUR)	Change
1	XMAD	579.7	-15.0
2	CEUX	126.2	+8.2
3	AQEU	96.9	+21.5
4	TQEX	21.7	-1.0

Monthly Depth Trend



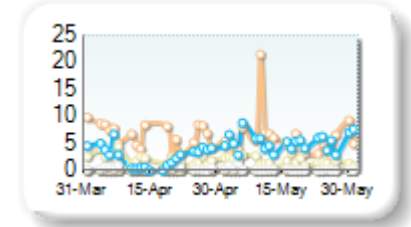
Market depth measures the amount of visible liquidity (bids and offers) in the order book within 10 or 50 BPS of mid price. The result is averaged over the stocks in the index and is based on measurements of the order book every 30 seconds. This is quoted in '000s of EUR.

Best Prices

At touch

Rank	Venue	Best Price (%)	Change
1	XMAD	5.89	-0.09
2	AQEU	5.17	+2.01
3	CEUX	1.65	-0.18
4	TQEX	0.20	-0.16
5	CHIX	0.00	+0.00
6	BATE	0.00	+0.00
7	AQXE	0.00	+0.00

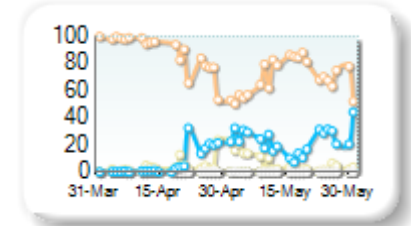
Best Prices Trend



25k EUR deal

Rank	Venue	Best Price (%)	Change
1	XMAD	69.67	-18.44
2	AQEU	23.01	+16.27
3	CEUX	6.76	+2.58
4	TQEX	0.03	+0.03
5	CHIX	0.00	+0.00
6	BATE	0.00	+0.00
7	AQXE	0.00	+0.00

Best Prices Trend

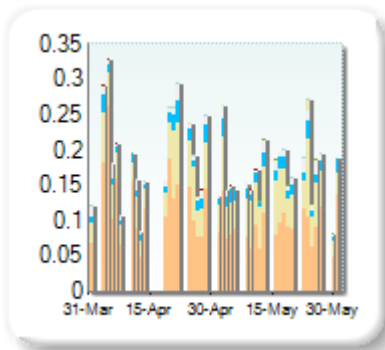


Best Price % measures how often each venue posts an absolute best price (no ties) for stocks. The result is averaged over the stocks in the index and is based on measurements of the order book every 5 seconds.

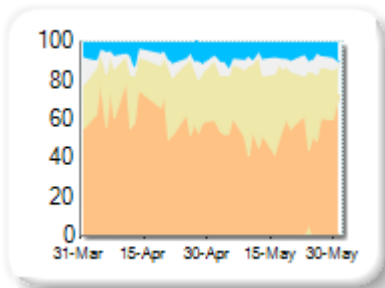
Market Share

Rank	Venue	Market Share	Change
1	XMAD	52.75%	-9.77
2	CEUX	32.12%	+7.44
3	AQEU	8.48%	+1.27
4	TQEX	6.06%	+0.65
5	AQXE	0.37%	+0.36
6	BATE	0.17%	+0.10
7	CHIX	0.03%	-0.02
8	TRQX	0.02%	-0.03

Volume Trend



Market Share Trend



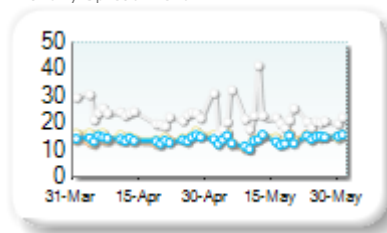
Market share is based on on-book value traded during continuous trading. The share is calculated by averaging over all stocks in the index. The current value shown is for last week and the change is relative to the previous week.

Spreads

At touch

Rank	Venue	Spread (bps)	Change
1	AQEU	13.80	-0.22
2	CEUX	14.09	-0.73
3	XMAD	14.18	+0.34
4	TQEX	22.43	-0.93

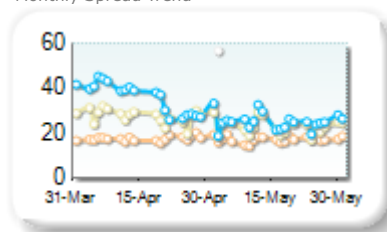
Monthly Spread Trend



25k EUR deal

Rank	Venue	Spread (bps)	Change
1	XMAD	17.26	-0.34
2	CEUX	23.10	-4.33
3	AQEU	25.07	-10.71
4	TQEX	98.33	n/a

Monthly Spread Trend



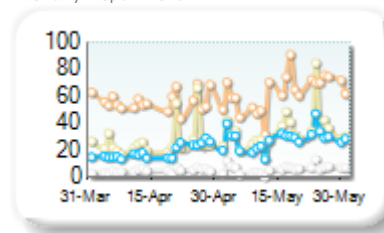
Spreads measure the bid to offer spread of the best visible orders in the book. The result is averaged over the stocks in the index and is based on measurements of the order books every 30 seconds. The value for the spread is quoted in basis points (0.01%).

Book Depths

10BPS Depth (top of book)

Rank	Venue	Depth (1K EUR)	Change
1	XMAD	62.6	+6.3
2	CEUX	34.1	+7.0
3	AQEU	28.2	+9.2
4	TQEX	6.5	+1.3

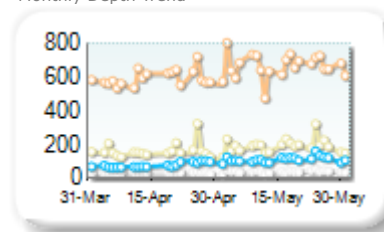
Monthly Depth Trend



50BPS Depth (deeper into book)

Rank	Venue	Depth (1K EUR)	Change
1	XMAD	661.8	+68.7
2	CEUX	192.0	+27.7
3	AQEU	111.8	+33.3
4	TQEX	39.3	+4.3

Monthly Depth Trend



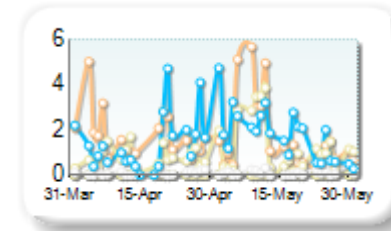
Market depth measures the amount of visible liquidity (bids and offers) in the order book within 10 or 50 BPS of mid price. The result is averaged over the stocks in the index and is based on measurements of the order book every 30 seconds. This is quoted in '000s of EUR.

Best Prices

At touch

Rank	Venue	Best Price (%)	Change
1	AQEU	1.80	+0.59
2	XMAD	1.67	-0.46
3	CEUX	1.33	+0.90
4	TQEX	0.11	+0.01
5	CHIX	0.00	+0.00
6	TRQX	0.00	+0.00
7	BATE	0.00	+0.00
8	AQXE	0.00	+0.00

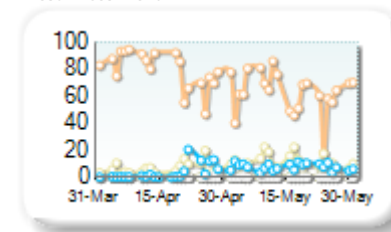
Best Prices Trend



25k EUR deal

Rank	Venue	Best Price (%)	Change
1	XMAD	62.45	-16.92
2	CEUX	11.57	+4.43
3	AQEU	7.74	+4.08
4	TQEX	0.07	+0.04
5	CHIX	0.00	+0.00
6	TRQX	0.00	+0.00
7	BATE	0.00	+0.00
8	AQXE	0.00	+0.00

Best Prices Trend

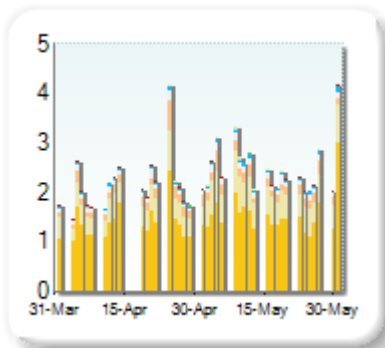


Best Price % measures how often each venue posts an absolute best price (no ties) for stocks. The result is averaged over the stocks in the index and is based on measurements of the order book every 5 seconds.

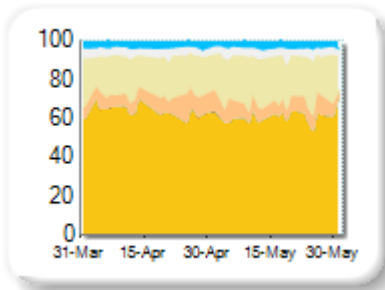
Market Share

Rank	Venue	Market Share	Change
1	ENXT	61.49%	-2.17
2	CEUX	22.90%	+2.72
3	XMAD	7.45%	-0.72
4	TQEX	4.59%	+0.14
5	AQEU	3.45%	+0.03
6	TRQX	0.05%	+0.00
7	BATE	0.05%	+0.01
8	CHIX	0.02%	-0.01
9	AQXE	0.00%	+0.00

Volume Trend



Market Share Trend



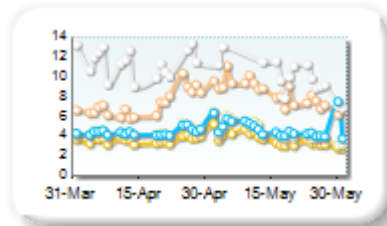
Market share is based on on-book value traded during continuous trading. The share is calculated by averaging over all stocks in the index. The current value shown is for last week and the change is relative to the previous week.

Spreads

At touch

Rank	Venue	Spread (bps)	Change
1	ENXT	3.66	+0.05
2	CEUX	4.46	+0.02
3	AQEU	4.74	+0.35
4	XMAD	8.32	+1.04
5	TQEX	12.92	+1.02
6	CHIX	501.00	n/a
7	TRQX	501.00	n/a
8	BATE	501.00	n/a
9	AQXE	501.00	n/a

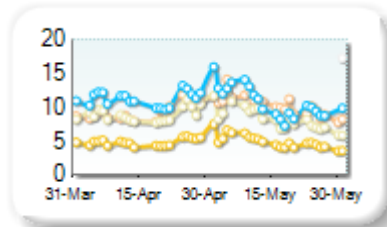
Monthly Spread Trend



25k EUR deal

Rank	Venue	Spread (bps)	Change
1	ENXT	4.93	+0.09
2	CEUX	8.40	-0.47
3	XMAD	10.32	+0.96
4	AQEU	11.29	+0.10
5	TQEX	45.07	+18.79

Monthly Spread Trend



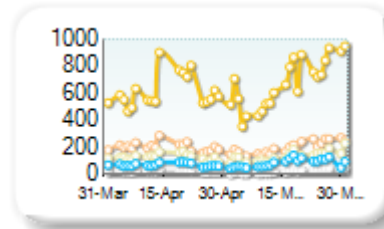
Spreads measure the bid to offer spread of the best visible orders in the book. The result is averaged over the stocks in the index and is based on measurements of the order books every 30 seconds. The value for the spread is quoted in basis points (0.01%).

Book Depths

10BPS Depth (top of book)

Rank	Venue	Depth (1K EUR)	Change
1	ENXT	669.9	+58.0
2	XMAD	193.1	-10.1
3	CEUX	131.0	+3.8
4	AQEU	83.6	+13.9
5	TQEX	25.3	-2.0

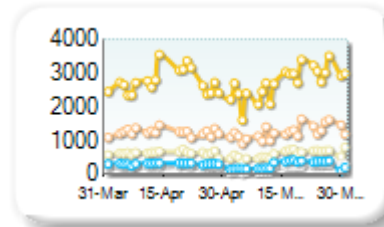
Monthly Depth Trend



50BPS Depth (deeper into book)

Rank	Venue	Depth (1K EUR)	Change
1	ENXT	2,708.2	-26.3
2	XMAD	1,241.3	-1.4
3	CEUX	596.7	-31.4
4	AQEU	271.8	-37.2
5	TQEX	189.9	-53.3

Monthly Depth Trend



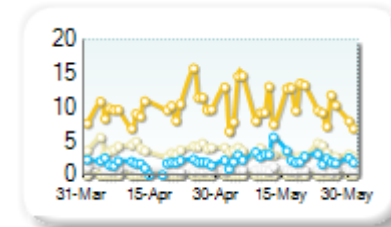
Market depth measures the amount of visible liquidity (bids and offers) in the order book within 10 or 50 BPS of mid price. The result is averaged over the stocks in the index and is based on measurements of the order book every 30 seconds. This is quoted in '000s of EUR.

Best Prices

At touch

Rank	Venue	Best Price (%)	Change
1	ENXT	10.31	+1.40
2	CEUX	3.27	-0.59
3	AQEU	2.50	+1.18
4	TQEX	0.84	-0.03
5	CHIX	0.00	+0.00
6	TRQX	0.00	+0.00
7	BATE	0.00	+0.00
8	AQXE	0.00	+0.00

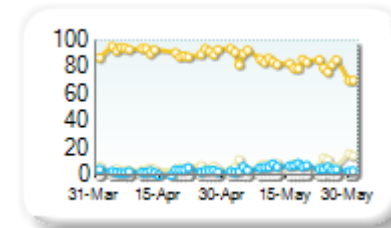
Best Prices Trend



25k EUR deal

Rank	Venue	Best Price (%)	Change
1	ENXT	82.93	-8.16
2	CEUX	7.75	+3.10
3	AQEU	5.23	+2.57
4	TQEX	0.30	+0.16
5	CHIX	0.00	+0.00
6	TRQX	0.00	+0.00
7	BATE	0.00	+0.00
8	AQXE	0.00	+0.00

Best Prices Trend

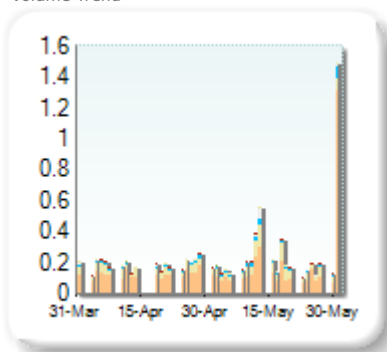


Best Price % measures how often each venue posts an absolute best price (no ties) for stocks. The result is averaged over the stocks in the index and is based on measurements of the order book every 5 seconds.

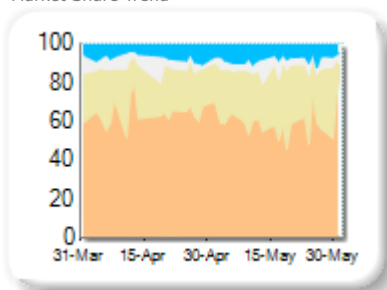
Market Share

Rank	Venue	Market Share	Change
1	XMAD	65.90%	+2.70
2	CEUX	22.10%	-1.64
3	AQEU	7.17%	-0.03
4	TQEX	4.65%	-0.89
5	TRQX	0.12%	+0.07
6	CHIX	0.02%	-0.05
7	BATE	0.02%	-0.16
8	AQXE	0.01%	+0.01

Volume Trend



Market Share Trend



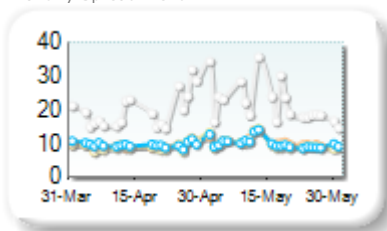
Market share is based on on-book value traded during continuous trading. The share is calculated by averaging over all stocks in the index. The current value shown is for last week and the change is relative to the previous week.

Spreads

At touch

Rank	Venue	Spread (bps)	Change
1	CEUX	9.87	+0.79
2	AQEU	10.04	+0.42
3	XMAD	10.33	+1.03
4	TQEX	23.70	+3.97

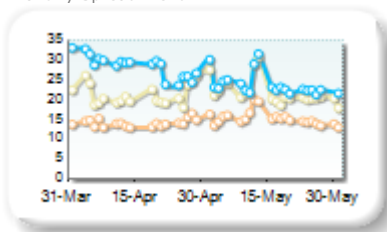
Monthly Spread Trend



25k EUR deal

Rank	Venue	Spread (bps)	Change
1	XMAD	15.22	+1.18
2	CEUX	21.84	+0.65
3	AQEU	23.78	-4.71

Monthly Spread Trend



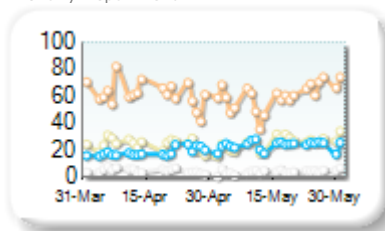
Spreads measure the bid to offer spread of the best visible orders in the book. The result is averaged over the stocks in the index and is based on measurements of the order books every 30 seconds. The value for the spread is quoted in basis points (0.01%).

Book Depths

10BPS Depth (top of book)

Rank	Venue	Depth (1K EUR)	Change
1	XMAD	59.9	-1.7
2	CEUX	25.4	+1.1
3	AQEU	23.7	+5.2
4	TQEX	4.2	-0.7

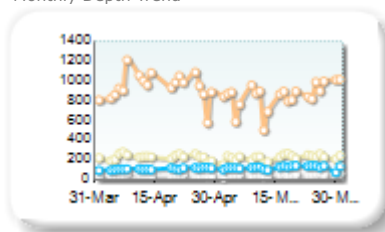
Monthly Depth Trend



50BPS Depth (deeper into book)

Rank	Venue	Depth (1K EUR)	Change
1	XMAD	847.8	-95.5
2	CEUX	219.6	-6.8
3	AQEU	119.3	+13.9
4	TQEX	50.2	+4.3

Monthly Depth Trend



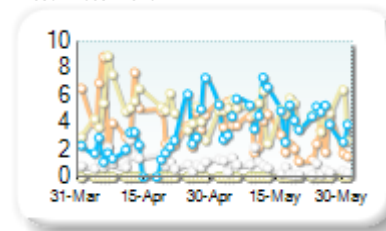
Market depth measures the amount of visible liquidity (bids and offers) in the order book within 10 or 50 BPS of mid price. The result is averaged over the stocks in the index and is based on measurements of the order book every 30 seconds. This is quoted in '000s of EUR.

Best Prices

At touch

Rank	Venue	Best Price (%)	Change
1	CEUX	4.78	-0.24
2	AQEU	4.49	+1.63
3	XMAD	3.03	-1.34
4	TQEX	0.73	-0.39
5	CHIX	0.00	+0.00
6	TRQX	0.00	+0.00
7	BATE	0.00	+0.00
8	AQXE	0.00	+0.00

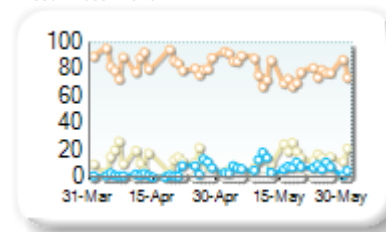
Best Prices Trend



25k EUR deal

Rank	Venue	Best Price (%)	Change
1	XMAD	78.95	-4.75
2	CEUX	13.21	+0.84
3	AQEU	7.67	+4.34
4	TQEX	0.02	-0.03
5	CHIX	0.00	+0.00
6	TRQX	0.00	+0.00
7	BATE	0.00	+0.00
8	AQXE	0.00	+0.00

Best Prices Trend

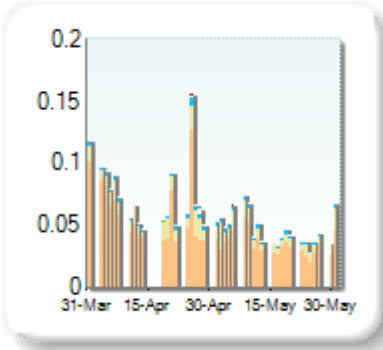


Best Price % measures how often each venue posts an absolute best price (no ties) for stocks. The result is averaged over the stocks in the index and is based on measurements of the order book every 5 seconds.

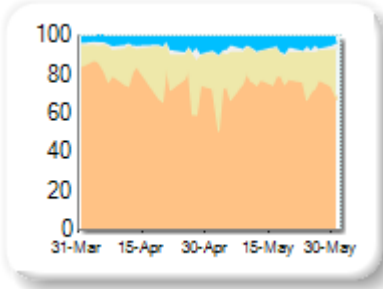
Market Share

Rank	Venue	Market Share	Change
1	XMAD	72.75%	-4.88
2	CEUX	19.47%	+3.21
3	AQEU	6.27%	+1.61
4	TQEX	1.52%	+0.10
5	CHIX	0.00%	-0.02

Volume Trend



Market Share Trend



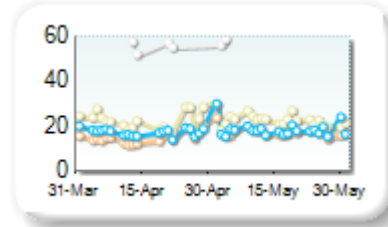
Market share is based on on-book value traded during continuous trading. The share is calculated by averaging over all stocks in the index. The current value shown is for last week and the change is relative to the previous week.

Spreads

At touch

Rank	Venue	Spread (bps)	Change
1	XMAD	17.69	+2.58
2	AQEU	18.47	+1.13
3	CEUX	22.69	+0.42
4	TQEX	65.10	+1.18

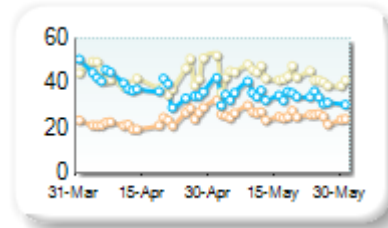
Monthly Spread Trend



25k EUR deal

Rank	Venue	Spread (bps)	Change
1	XMAD	25.93	+2.73
2	AQEU	34.42	-4.71
3	CEUX	43.26	+0.78

Monthly Spread Trend



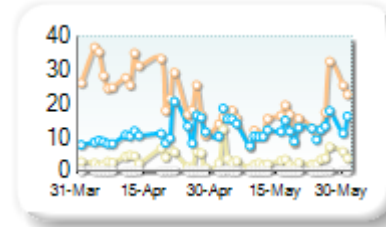
Spreads measure the bid to offer spread of the best visible orders in the book. The result is averaged over the stocks in the index and is based on measurements of the order books every 30 seconds. The value for the spread is quoted in basis points (0.01%).

Book Depths

10BPS Depth (top of book)

Rank	Venue	Depth (1K EUR)	Change
1	XMAD	15.9	-9.6
2	AQEU	12.6	+1.6
3	CEUX	3.4	-0.2
4	TQEX	0.1	0.0

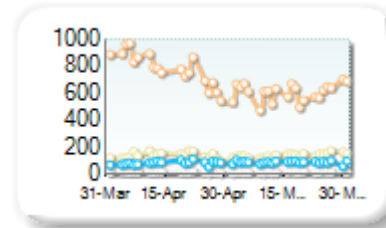
Monthly Depth Trend



50BPS Depth (deeper into book)

Rank	Venue	Depth (1K EUR)	Change
1	XMAD	605.0	-175.2
2	CEUX	139.6	-0.3
3	AQEU	89.4	+4.8
4	TQEX	17.6	-0.8

Monthly Depth Trend



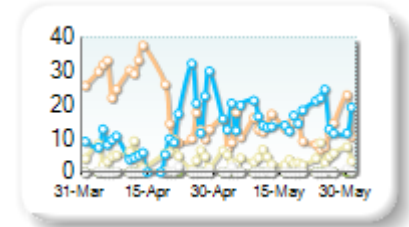
Market depth measures the amount of visible liquidity (bids and offers) in the order book within 10 or 50 BPS of mid price. The result is averaged over the stocks in the index and is based on measurements of the order book every 30 seconds. This is quoted in '000s of EUR.

Best Prices

At touch

Rank	Venue	Best Price (%)	Change
1	AQEU	16.21	+2.25
2	XMAD	12.70	-7.71
3	CEUX	4.21	-0.66
4	TQEX	0.22	-0.11
5	CHIX	0.00	+0.00
6	TRQX	0.00	+0.00
7	BATE	0.00	+0.00

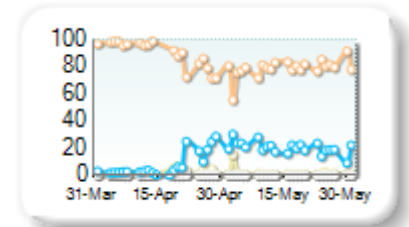
Best Prices Trend



25k EUR deal

Rank	Venue	Best Price (%)	Change
1	XMAD	78.41	-10.87
2	AQEU	20.11	+12.46
3	CEUX	1.39	-0.80
4	TQEX	0.00	+0.00
5	CHIX	0.00	+0.00
6	TRQX	0.00	+0.00
7	BATE	0.00	+0.00

Best Prices Trend

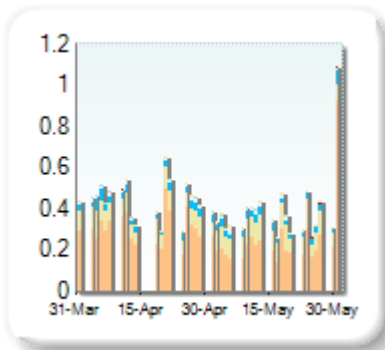


Best Price % measures how often each venue posts an absolute best price (no ties) for stocks. The result is averaged over the stocks in the index and is based on measurements of the order book every 5 seconds.

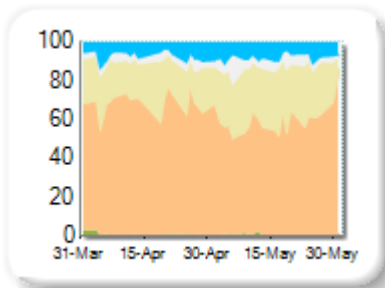
Market Share

Rank	Venue	Market Share	Change
1	XMAD	61.77%	-6.10
2	CEUX	25.24%	+4.97
3	AQEU	7.95%	+0.84
4	TQEX	4.62%	+0.80
5	BATE	0.22%	-0.34
6	CHIX	0.12%	-0.08
7	AQXE	0.05%	+0.05
8	TRQX	0.04%	-0.13

Volume Trend



Market Share Trend



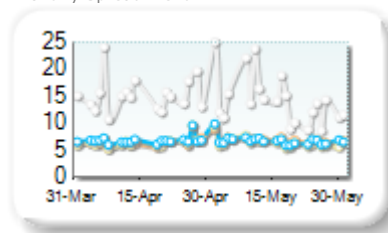
Market share is based on on-book value traded during continuous trading. The share is calculated by averaging over all stocks in the index. The current value shown is for last week and the change is relative to the previous week.

Spreads

At touch

Rank	Venue	Spread (bps)	Change
1	CEUX	6.45	-0.03
2	AQEU	6.78	-0.02
3	XMAD	6.86	+0.41
4	TQEX	15.06	-1.47

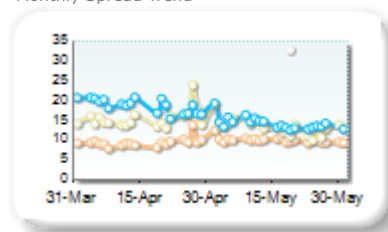
Monthly Spread Trend



25k EUR deal

Rank	Venue	Spread (bps)	Change
1	XMAD	9.97	+0.59
2	CEUX	13.49	-1.90
3	AQEU	14.21	-4.47
4	TQEX	46.64	-4.57

Monthly Spread Trend



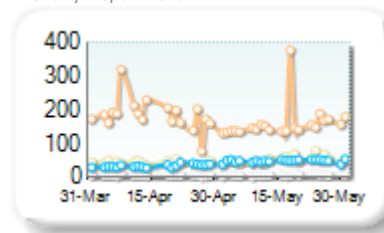
Spreads measure the bid to offer spread of the best visible orders in the book. The result is averaged over the stocks in the index and is based on measurements of the order books every 30 seconds. The value for the spread is quoted in basis points (0.01%).

Book Depths

10BPS Depth (top of book)

Rank	Venue	Depth (1K EUR)	Change
1	XMAD	159.5	-24.3
2	CEUX	52.3	+9.5
3	AQEU	48.4	+14.6
4	TQEX	7.9	+1.2

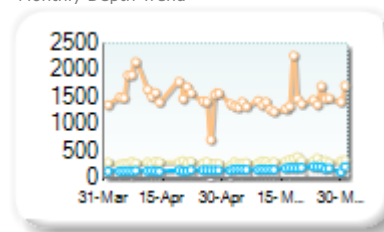
Monthly Depth Trend



50BPS Depth (deeper into book)

Rank	Venue	Depth (1K EUR)	Change
1	XMAD	1,441.5	-115.0
2	CEUX	311.3	+27.1
3	AQEU	175.2	+36.9
4	TQEX	81.4	+7.6

Monthly Depth Trend



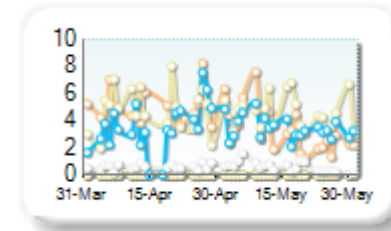
Market depth measures the amount of visible liquidity (bids and offers) in the order book within 10 or 50 BPS of mid price. The result is averaged over the stocks in the index and is based on measurements of the order book every 30 seconds. This is quoted in '000s of EUR.

Best Prices

At touch

Rank	Venue	Best Price (%)	Change
1	CEUX	4.66	+0.04
2	AQEU	3.45	-0.12
3	XMAD	3.22	-1.61
4	TQEX	0.61	-0.02
5	CHIX	0.00	+0.00
6	TRQX	0.00	+0.00
7	BATE	0.00	+0.00
8	AQXE	0.00	+0.00

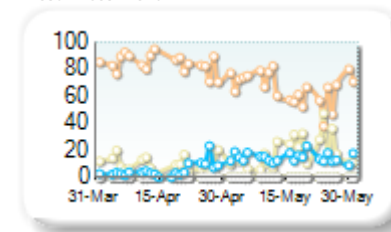
Best Prices Trend



25k EUR deal

Rank	Venue	Best Price (%)	Change
1	XMAD	65.65	-18.20
2	CEUX	18.65	+8.75
3	AQEU	14.57	+9.42
4	TQEX	0.03	+0.01
5	CHIX	0.00	+0.00
6	TRQX	0.00	+0.00
7	BATE	0.00	+0.00
8	AQXE	0.00	+0.00

Best Prices Trend

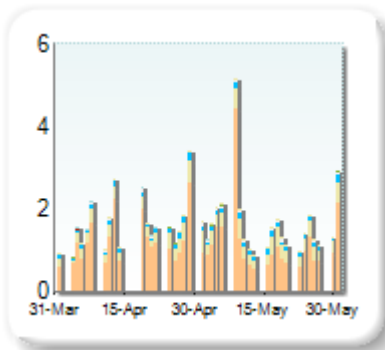


Best Price % measures how often each venue posts an absolute best price (no ties) for stocks. The result is averaged over the stocks in the index and is based on measurements of the order book every 5 seconds.

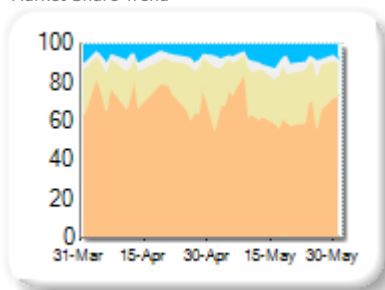
Market Share

Rank	Venue	Market Share	Change
1	XMAD	67.93%	-5.23
2	CEUX	20.79%	+3.82
3	AQEU	6.69%	+1.09
4	TQEX	4.27%	+0.25
5	CHIX	0.17%	+0.12
6	BATE	0.07%	-0.09
7	TRQX	0.06%	+0.02
8	AQXE	0.02%	+0.01

Volume Trend



Market Share Trend



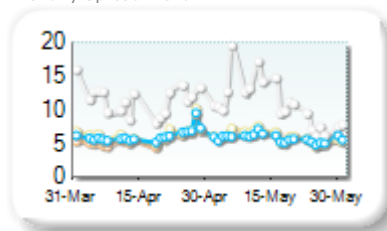
Market share is based on on-book value traded during continuous trading. The share is calculated by averaging over all stocks in the index. The current value shown is for last week and the change is relative to the previous week.

Spreads

At touch

Rank	Venue	Spread (bps)	Change
1	AQEU	5.75	-0.39
2	XMAD	5.78	+0.07
3	CEUX	5.92	-0.39
4	TQEX	11.76	-0.62
5	CHIX	500.43	n/a
6	AQXE	501.00	+1.54

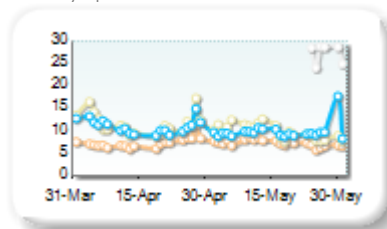
Monthly Spread Trend



25k EUR deal

Rank	Venue	Spread (bps)	Change
1	XMAD	7.40	-0.03
2	AQEU	9.87	-1.17
3	CEUX	9.91	-1.75
4	TQEX	39.59	-7.78

Monthly Spread Trend



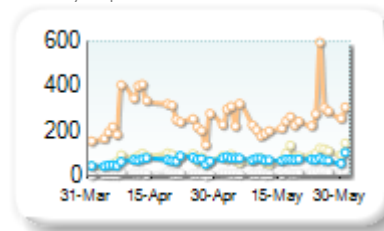
Spreads measure the bid to offer spread of the best visible orders in the book. The result is averaged over the stocks in the index and is based on measurements of the order books every 30 seconds. The value for the spread is quoted in basis points (0.01%).

Book Depths

10BPS Depth (top of book)

Rank	Venue	Depth (1K EUR)	Change
1	XMAD	264.5	-0.4
2	CEUX	91.4	+17.0
3	AQEU	76.2	+10.2
4	TQEX	16.2	+4.2
5	AQXE	0.1	+0.0

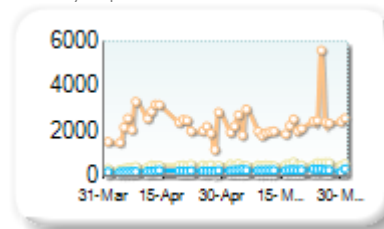
Monthly Depth Trend



50BPS Depth (deeper into book)

Rank	Venue	Depth (1K EUR)	Change
1	XMAD	2,377.3	+40.5
2	CEUX	522.3	+92.6
3	AQEU	268.3	+52.8
4	TQEX	108.3	+16.0
5	AQXE	0.1	+0.0

Monthly Depth Trend



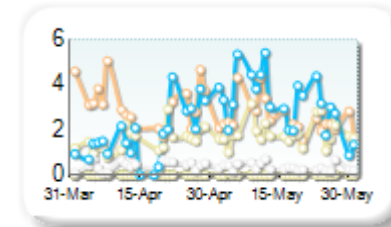
Market depth measures the amount of visible liquidity (bids and offers) in the order book within 10 or 50 BPS of mid price. The result is averaged over the stocks in the index and is based on measurements of the order book every 30 seconds. This is quoted in '000s of EUR.

Best Prices

At touch

Rank	Venue	Best Price (%)	Change
1	AQEU	3.19	+1.49
2	XMAD	2.51	-1.04
3	CEUX	1.83	+0.19
4	TQEX	0.35	-0.04
5	AQXE	0.01	+0.01
6	BATE	0.00	+0.00
7	CHIX	0.00	+0.00
8	TRQX	0.00	+0.00

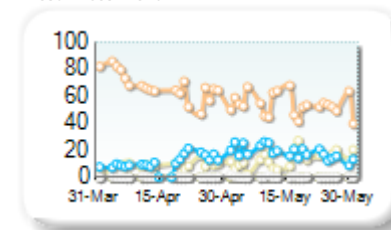
Best Prices Trend



25k EUR deal

Rank	Venue	Best Price (%)	Change
1	XMAD	53.50	-13.82
2	AQEU	18.49	+7.64
3	CEUX	13.48	+4.99
4	TQEX	0.44	+0.18
5	CHIX	0.00	+0.00
6	TRQX	0.00	+0.00
7	BATE	0.00	+0.00
8	AQXE	0.00	+0.00

Best Prices Trend

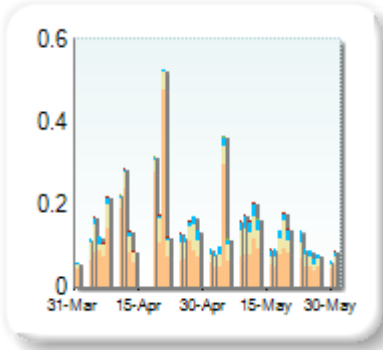


Best Price % measures how often each venue posts an absolute best price (no ties) for stocks. The result is averaged over the stocks in the index and is based on measurements of the order book every 5 seconds.

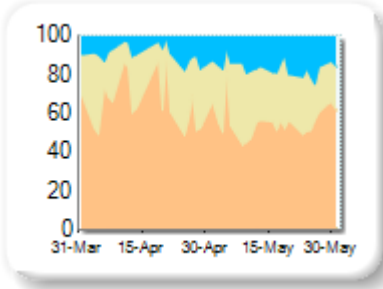
Market Share

Rank	Venue	Market Share	Change
1	XMAD	56.64%	-13.97
2	CEUX	27.81%	+5.93
3	AQEU	15.50%	+8.09
4	BATE	0.05%	-0.03
5	CHIX	0.01%	-0.02

Volume Trend



Market Share Trend



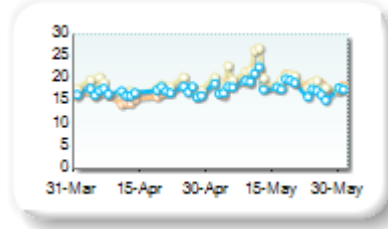
Market share is based on on-book value traded during continuous trading. The share is calculated by averaging over all stocks in the index. The current value shown is for last week and the change is relative to the previous week.

Spreads

At touch

Rank	Venue	Spread (bps)	Change
1	AQEU	18.29	+1.19
2	XMAD	18.90	+2.47
3	CEUX	20.15	+2.20

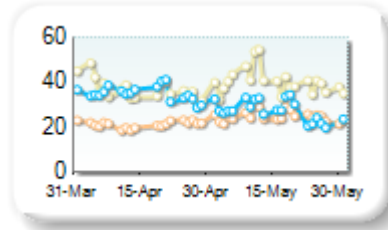
Monthly Spread Trend



25k EUR deal

Rank	Venue	Spread (bps)	Change
1	XMAD	24.91	+3.68
2	AQEU	27.46	-7.44
3	CEUX	40.16	+3.17

Monthly Spread Trend



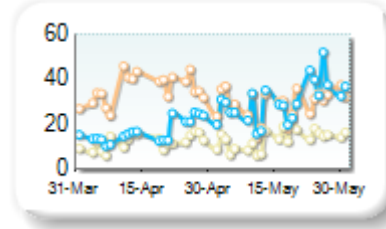
Spreads measure the bid to offer spread of the best visible orders in the book. The result is averaged over the stocks in the index and is based on measurements of the order books every 30 seconds. The value for the spread is quoted in basis points (0.01%).

Book Depths

10BPS Depth (top of book)

Rank	Venue	Depth (1K EUR)	Change
1	AQEU	29.8	+13.0
2	XMAD	28.8	-7.0
3	CEUX	13.4	+1.3

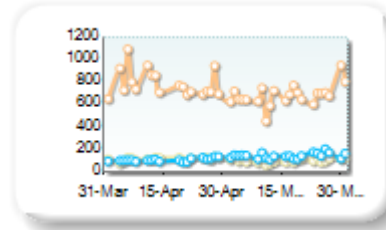
Monthly Depth Trend



50BPS Depth (deeper into book)

Rank	Venue	Depth (1K EUR)	Change
1	XMAD	681.4	-106.4
2	AQEU	146.8	+36.4
3	CEUX	104.3	-13.6

Monthly Depth Trend



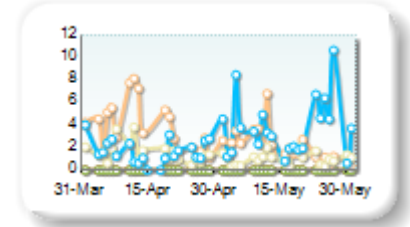
Market depth measures the amount of visible liquidity (bids and offers) in the order book within 10 or 50 BPS of mid price. The result is averaged over the stocks in the index and is based on measurements of the order book every 30 seconds. This is quoted in '000s of EUR.

Best Prices

At touch

Rank	Venue	Best Price (%)	Change
1	AQEU	3.74	+2.96
2	XMAD	2.06	-1.41
3	CEUX	1.07	-0.70
4	CHIX	0.00	+0.00
5	BATE	0.00	+0.00

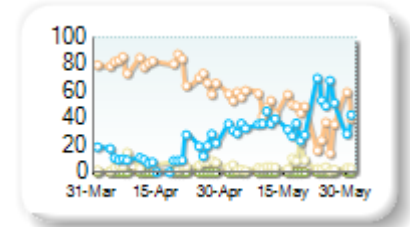
Best Prices Trend



25k EUR deal

Rank	Venue	Best Price (%)	Change
1	XMAD	45.49	-30.80
2	AQEU	39.15	+26.64
3	CEUX	4.63	-1.02
4	CHIX	0.00	+0.00
5	BATE	0.00	+0.00

Best Prices Trend

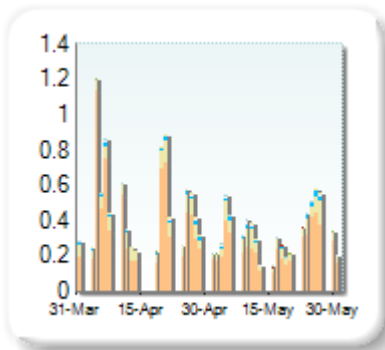


Best Price % measures how often each venue posts an absolute best price (no ties) for stocks. The result is averaged over the stocks in the index and is based on measurements of the order book every 5 seconds.

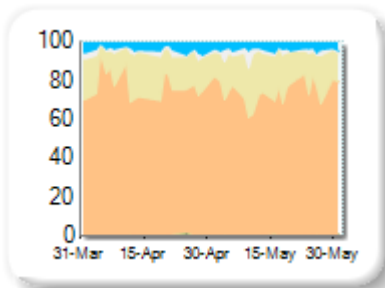
Market Share

Rank	Venue	Market Share	Change
1	XMAD	73.72%	-6.70
2	CEUX	19.51%	+5.27
3	AQEU	3.95%	+0.57
4	TQEX	2.53%	+0.90
5	CHIX	0.13%	-0.01
6	BATE	0.08%	-0.04
7	TRQX	0.07%	+0.00
8	AQXE	0.01%	+0.01

Volume Trend



Market Share Trend



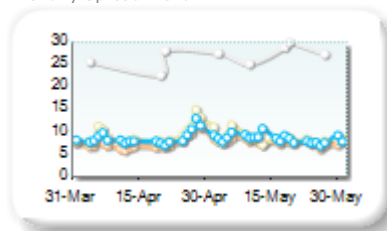
Market share is based on on-book value traded during continuous trading. The share is calculated by averaging over all stocks in the index. The current value shown is for last week and the change is relative to the previous week.

Spreads

At touch

Rank	Venue	Spread (bps)	Change
1	XMAD	7.83	+0.06
2	AQEU	8.56	-0.18
3	CEUX	8.60	-0.72
4	TQEX	33.12	-5.47

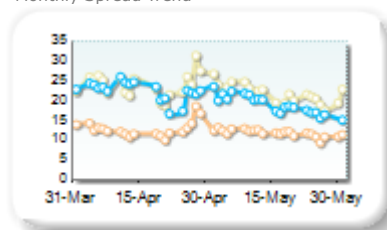
Monthly Spread Trend



25k EUR deal

Rank	Venue	Spread (bps)	Change
1	XMAD	11.76	-1.05
2	AQEU	19.00	-3.41
3	CEUX	21.57	-2.39
4	TQEX	68.53	+2.15

Monthly Spread Trend



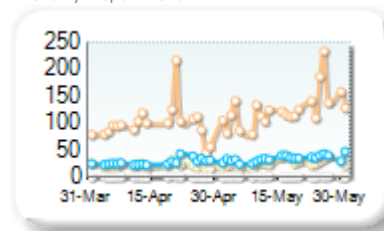
Spreads measure the bid to offer spread of the best visible orders in the book. The result is averaged over the stocks in the index and is based on measurements of the order books every 30 seconds. The value for the spread is quoted in basis points (0.01%).

Book Depths

10BPS Depth (top of book)

Rank	Venue	Depth (1K EUR)	Change
1	XMAD	125.5	+25.8
2	AQEU	34.7	+6.7
3	CEUX	27.0	+5.0
4	TQEX	1.2	+0.2

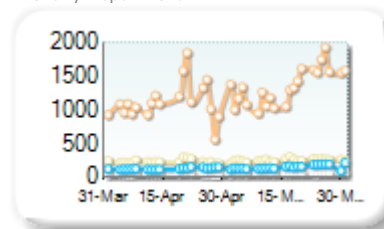
Monthly Depth Trend



50BPS Depth (deeper into book)

Rank	Venue	Depth (1K EUR)	Change
1	XMAD	1,343.7	+223.5
2	CEUX	255.3	+19.8
3	AQEU	153.9	+24.1
4	TQEX	59.2	+8.3
5	AQXE	0.2	0.0

Monthly Depth Trend



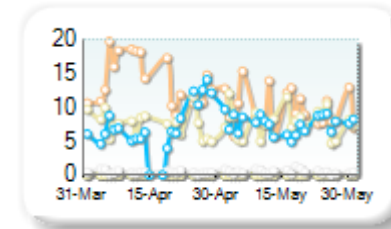
Market depth measures the amount of visible liquidity (bids and offers) in the order book within 10 or 50 BPS of mid price. The result is averaged over the stocks in the index and is based on measurements of the order book every 30 seconds. This is quoted in '000s of EUR.

Best Prices

At touch

Rank	Venue	Best Price (%)	Change
1	XMAD	9.64	-5.22
2	CEUX	7.77	+0.85
3	AQEU	7.49	-0.22
4	TQEX	0.54	+0.03
5	CHIX	0.00	+0.00
6	TRQX	0.00	+0.00
7	BATE	0.00	+0.00
8	AQXE	0.00	+0.00

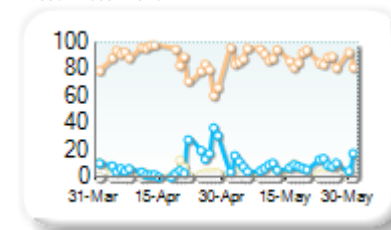
Best Prices Trend



25k EUR deal

Rank	Venue	Best Price (%)	Change
1	XMAD	87.91	+2.65
2	AQEU	8.71	-1.01
3	CEUX	3.24	-0.58
4	TQEX	0.03	+0.02
5	CHIX	0.00	+0.00
6	TRQX	0.00	+0.00
7	BATE	0.00	+0.00
8	AQXE	0.00	+0.00

Best Prices Trend

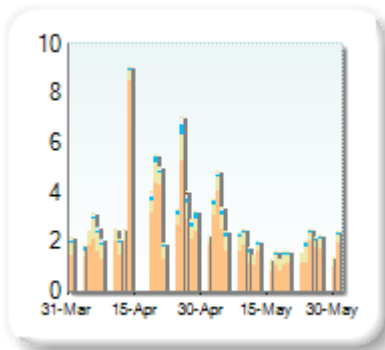


Best Price % measures how often each venue posts an absolute best price (no ties) for stocks. The result is averaged over the stocks in the index and is based on measurements of the order book every 5 seconds.

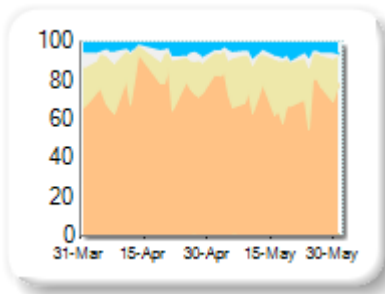
Market Share

Rank	Venue	Market Share	Change
1	XMAD	72.96%	-3.86
2	CEUX	19.22%	+3.72
3	AQEU	5.10%	+0.92
4	TQEX	2.51%	-0.75
5	CHIX	0.09%	+0.01
6	BATE	0.07%	-0.05
7	TRQX	0.06%	0.00
8	AQXE	0.01%	+0.00

Volume Trend



Market Share Trend



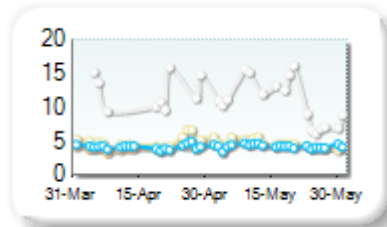
Market share is based on on-book value traded during continuous trading. The share is calculated by averaging over all stocks in the index. The current value shown is for last week and the change is relative to the previous week.

Spreads

At touch

Rank	Venue	Spread (bps)	Change
1	AQEU	4.22	+0.08
2	XMAD	4.29	+0.33
3	CEUX	4.55	-0.22
4	TQEX	12.56	-4.87
5	AQXE	497.04	-3.52
6	TRQX	500.46	-0.54
7	BATE	500.61	-0.39
8	CHIX	501.00	+0.00

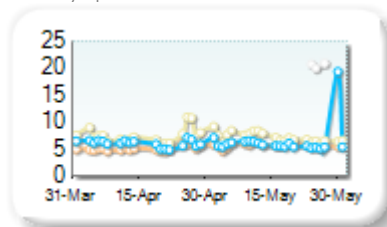
Monthly Spread Trend



25k EUR deal

Rank	Venue	Spread (bps)	Change
1	XMAD	5.71	+0.55
2	AQEU	6.41	+0.34
3	CEUX	7.21	-0.26
4	TQEX	33.61	-18.58

Monthly Spread Trend



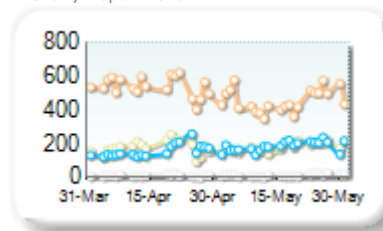
Spreads measure the bid to offer spread of the best visible orders in the book. The result is averaged over the stocks in the index and is based on measurements of the order books every 30 seconds. The value for the spread is quoted in basis points (0.01%).

Book Depths

10BPS Depth (top of book)

Rank	Venue	Depth (1K EUR)	Change
1	XMAD	452.5	-83.8
2	AQEU	183.6	+27.9
3	CEUX	180.0	+2.4
4	TQEX	13.8	+2.6
5	CHIX	7.3	+0.3
6	AQXE	0.0	0.0

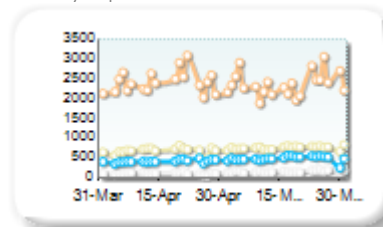
Monthly Depth Trend



50BPS Depth (deeper into book)

Rank	Venue	Depth (1K EUR)	Change
1	XMAD	2,368.5	-55.0
2	CEUX	750.6	+79.6
3	AQEU	477.0	+69.2
4	TQEX	142.1	+44.3
5	CHIX	7.3	+0.3
6	AQXE	0.0	0.0

Monthly Depth Trend



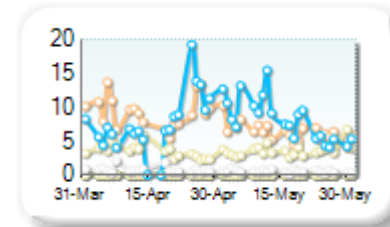
Market depth measures the amount of visible liquidity (bids and offers) in the order book within 10 or 50 BPS of mid price. The result is averaged over the stocks in the index and is based on measurements of the order book every 30 seconds. This is quoted in '000s of EUR.

Best Prices

At touch

Rank	Venue	Best Price (%)	Change
1	AQEU	8.18	+0.09
2	XMAD	6.40	-3.05
3	CEUX	3.62	-0.20
4	TQEX	0.59	-0.24
5	AQXE	0.01	0.00
6	CHIX	0.00	0.00
7	TRQX	0.00	+0.00
8	BATE	0.00	0.00

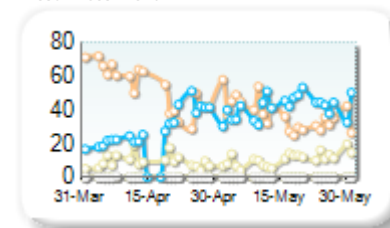
Best Prices Trend



25k EUR deal

Rank	Venue	Best Price (%)	Change
1	AQEU	41.41	+14.81
2	XMAD	36.85	-15.74
3	CEUX	10.83	+1.29
4	TQEX	0.10	-0.04
5	CHIX	0.00	0.00
6	TRQX	0.00	+0.00
7	BATE	0.00	+0.00
8	AQXE	0.00	+0.00

Best Prices Trend

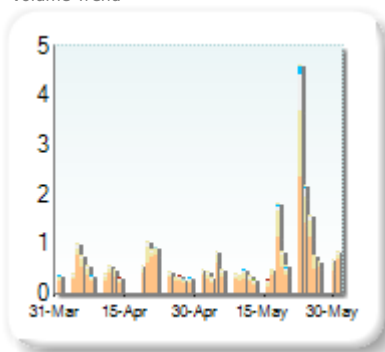


Best Price % measures how often each venue posts an absolute best price (no ties) for stocks. The result is averaged over the stocks in the index and is based on measurements of the order book every 5 seconds.

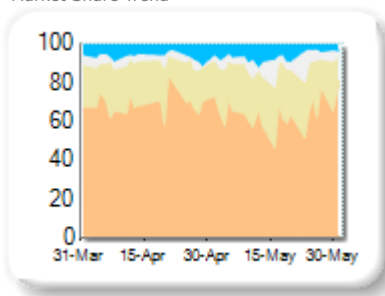
Market Share

Rank	Venue	Market Share	Change
1	XMAD	62.07%	-7.96
2	CEUX	24.80%	+4.72
3	TQEX	8.01%	+3.81
4	AQEU	4.81%	-0.78
5	CHIX	0.24%	+0.22
6	BATE	0.03%	-0.03
7	TRQX	0.03%	+0.02
8	AQXE	0.01%	-0.01

Volume Trend



Market Share Trend



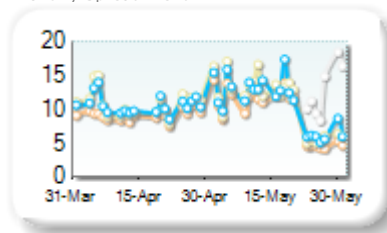
Market share is based on on-book value traded during continuous trading. The share is calculated by averaging over all stocks in the index. The current value shown is for last week and the change is relative to the previous week.

Spreads

At touch

Rank	Venue	Spread (bps)	Change
1	XMAD	9.49	+0.32
2	AQEU	10.85	+0.27
3	CEUX	10.85	+0.01
4	TQEX	37.32	+1.00
5	AQXE	369.76	-131.04
6	TRQX	500.25	n/a
7	CHIX	500.41	n/a
8	BATE	501.00	n/a

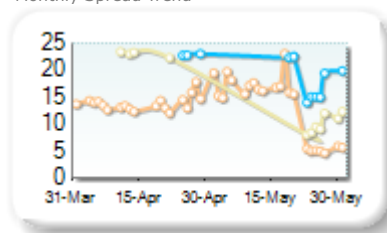
Monthly Spread Trend



25k EUR deal

Rank	Venue	Spread (bps)	Change
1	XMAD	13.41	-0.39
2	CEUX	23.64	-2.90
3	AQEU	28.63	+1.01
4	TQEX	54.55	-35.38

Monthly Spread Trend



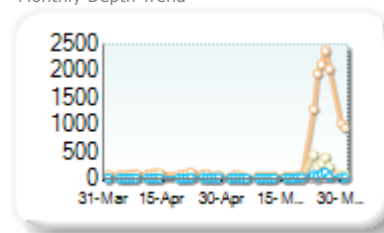
Spreads measure the bid to offer spread of the best visible orders in the book. The result is averaged over the stocks in the index and is based on measurements of the order books every 30 seconds. The value for the spread is quoted in basis points (0.01%).

Book Depths

10BPS Depth (top of book)

Rank	Venue	Depth (1K EUR)	Change
1	XMAD	572.3	+481.9
2	CEUX	92.5	+72.8
3	AQEU	35.5	+13.5
4	TQEX	11.5	+9.7
5	CHIX	9.9	+1.3
6	AQXE	0.1	+0.0

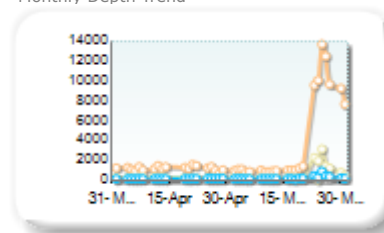
Monthly Depth Trend



50BPS Depth (deeper into book)

Rank	Venue	Depth (1K EUR)	Change
1	XMAD	3,967.0	+2,786.8
2	CEUX	641.6	+408.4
3	AQEU	195.5	+80.7
4	TQEX	116.1	+63.1
5	TRQX	21.5	+1.4
6	BATE	21.4	+1.0
7	CHIX	16.6	+2.3
8	AQXE	3.2	+1.0

Monthly Depth Trend



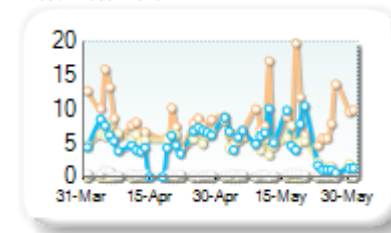
Market depth measures the amount of visible liquidity (bids and offers) in the order book within 10 or 50 BPS of mid price. The result is averaged over the stocks in the index and is based on measurements of the order book every 30 seconds. This is quoted in '000s of EUR.

Best Prices

At touch

Rank	Venue	Best Price (%)	Change
1	XMAD	8.59	-1.45
2	AQEU	4.96	+0.12
3	CEUX	4.13	-1.75
4	TQEX	0.34	-0.13
5	TRQX	0.00	+0.00
6	AQXE	0.00	0.00
7	CHIX	0.00	+0.00
8	BATE	0.00	+0.00

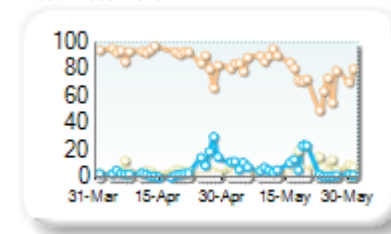
Best Prices Trend



25k EUR deal

Rank	Venue	Best Price (%)	Change
1	XMAD	77.93	-11.56
2	CEUX	7.33	+3.52
3	AQEU	7.28	+1.46
4	TQEX	0.10	+0.04
5	TRQX	0.00	+0.00
6	CHIX	0.00	+0.00
7	BATE	0.00	+0.00
8	AQXE	0.00	+0.00

Best Prices Trend

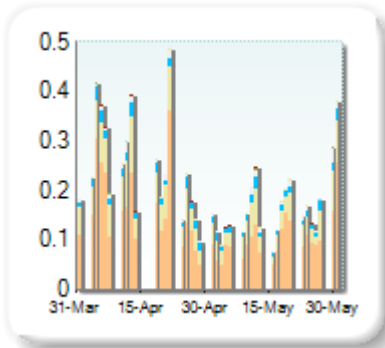


Best Price % measures how often each venue posts an absolute best price (no ties) for stocks. The result is averaged over the stocks in the index and is based on measurements of the order book every 5 seconds.

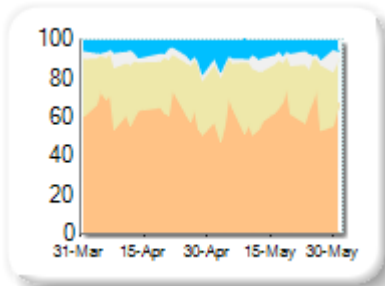
Market Share

Rank	Venue	Market Share	Change
1	XMAD	60.65%	-3.32
2	CEUX	26.50%	+0.93
3	AQEU	7.96%	+1.32
4	TQEX	4.78%	+1.06
5	BATE	0.04%	+0.00
6	TRQX	0.04%	+0.00
7	CHIX	0.03%	+0.01
8	AQXE	0.01%	+0.00

Volume Trend



Market Share Trend



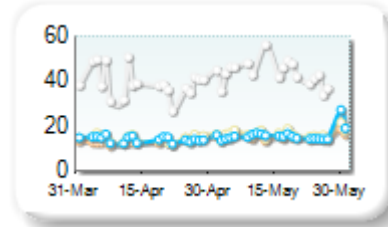
Market share is based on on-book value traded during continuous trading. The share is calculated by averaging over all stocks in the index. The current value shown is for last week and the change is relative to the previous week.

Spreads

At touch

Rank	Venue	Spread (bps)	Change
1	XMAD	15.12	+1.98
2	AQEU	15.93	+1.73
3	CEUX	16.40	+1.96
4	TQEX	47.61	+8.27

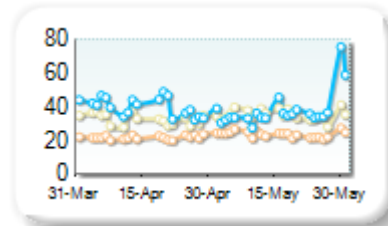
Monthly Spread Trend



25k EUR deal

Rank	Venue	Spread (bps)	Change
1	XMAD	23.62	+1.80
2	CEUX	35.18	+2.40
3	AQEU	37.65	-2.28
4	TQEX	426.49	n/a

Monthly Spread Trend



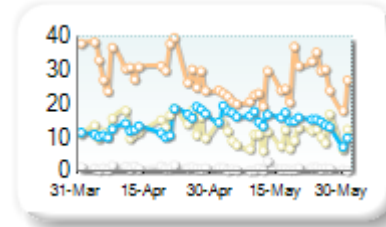
Spreads measure the bid to offer spread of the best visible orders in the book. The result is averaged over the stocks in the index and is based on measurements of the order books every 30 seconds. The value for the spread is quoted in basis points (0.01%).

Book Depths

10BPS Depth (top of book)

Rank	Venue	Depth (1K EUR)	Change
1	XMAD	25.3	-5.6
2	AQEU	15.0	+1.7
3	CEUX	10.5	-2.9
4	TQEX	0.8	-0.3

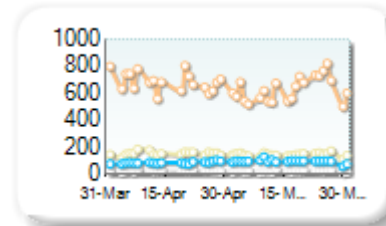
Monthly Depth Trend



50BPS Depth (deeper into book)

Rank	Venue	Depth (1K EUR)	Change
1	XMAD	627.5	-54.3
2	CEUX	145.6	-8.4
3	AQEU	95.5	+10.0
4	TQEX	24.7	-3.1

Monthly Depth Trend



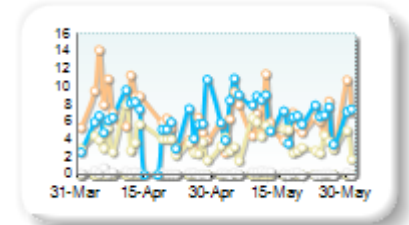
Market depth measures the amount of visible liquidity (bids and offers) in the order book within 10 or 50 BPS of mid price. The result is averaged over the stocks in the index and is based on measurements of the order book every 30 seconds. This is quoted in '000s of EUR.

Best Prices

At touch

Rank	Venue	Best Price (%)	Change
1	AQEU	7.05	+0.87
2	XMAD	6.31	-0.72
3	CEUX	3.86	+0.46
4	TQEX	0.20	-0.01
5	CHIX	0.00	+0.00
6	TRQX	0.00	0.00
7	BATE	0.00	+0.00
8	AQXE	0.00	+0.00

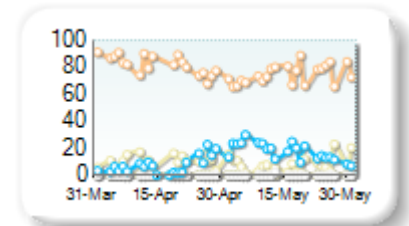
Best Prices Trend



25k EUR deal

Rank	Venue	Best Price (%)	Change
1	XMAD	74.38	-7.25
2	AQEU	17.54	+10.21
3	CEUX	7.88	-2.28
4	TQEX	0.10	+0.10
5	CHIX	0.00	+0.00
6	TRQX	0.00	+0.00
7	BATE	0.00	+0.00
8	AQXE	0.00	+0.00

Best Prices Trend

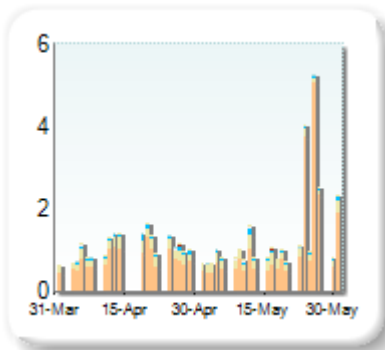


Best Price % measures how often each venue posts an absolute best price (no ties) for stocks. The result is averaged over the stocks in the index and is based on measurements of the order book every 5 seconds.

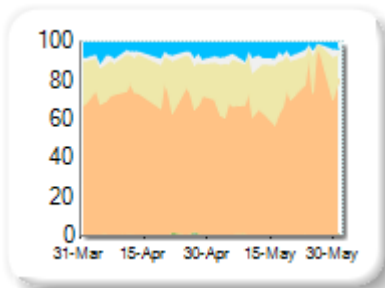
Market Share

Rank	Venue	Market Share	Change
1	XMAD	78.89%	+7.71
2	CEUX	14.47%	-4.51
3	AQEU	3.93%	-2.29
4	TQEX	2.46%	-0.39
5	CHIX	0.12%	-0.13
6	BATE	0.07%	-0.29
7	TRQX	0.05%	-0.12
8	AQXE	0.01%	+0.01

Volume Trend



Market Share Trend



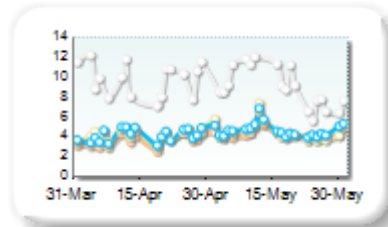
Market share is based on on-book value traded during continuous trading. The share is calculated by averaging over all stocks in the index. The current value shown is for last week and the change is relative to the previous week.

Spreads

At touch

Rank	Venue	Spread (bps)	Change
1	XMAD	4.34	+0.66
2	CEUX	4.41	+0.25
3	AQEU	4.64	+0.49
4	TQEX	11.06	+0.56
5	AQXE	496.24	+0.26
6	CHIX	501.00	+0.00
7	TRQX	501.00	n/a
8	BATE	501.00	+0.00

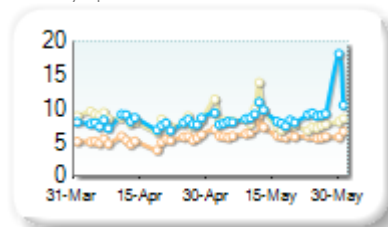
Monthly Spread Trend



25k EUR deal

Rank	Venue	Spread (bps)	Change
1	XMAD	6.26	+0.98
2	CEUX	8.31	+0.03
3	AQEU	9.15	+1.24
4	TQEX	34.72	+1.27

Monthly Spread Trend



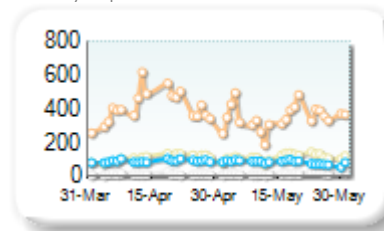
Spreads measure the bid to offer spread of the best visible orders in the book. The result is averaged over the stocks in the index and is based on measurements of the order books every 30 seconds. The value for the spread is quoted in basis points (0.01%).

Book Depths

10BPS Depth (top of book)

Rank	Venue	Depth (1K EUR)	Change
1	XMAD	348.8	-61.8
2	CEUX	113.3	+6.1
3	AQEU	83.1	-6.6
4	TQEX	16.2	+3.1
5	AQXE	0.0	0.0

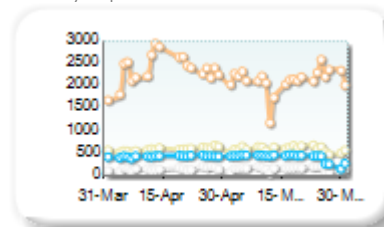
Monthly Depth Trend



50BPS Depth (deeper into book)

Rank	Venue	Depth (1K EUR)	Change
1	XMAD	2,126.4	-248.8
2	CEUX	602.6	+3.8
3	AQEU	419.5	-20.6
4	TQEX	170.9	+2.7
5	AQXE	0.0	0.0

Monthly Depth Trend



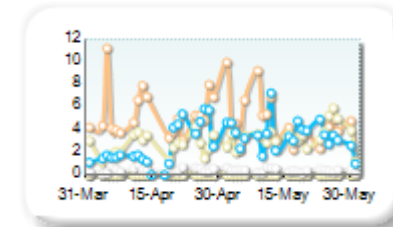
Market depth measures the amount of visible liquidity (bids and offers) in the order book within 10 or 50 BPS of mid price. The result is averaged over the stocks in the index and is based on measurements of the order book every 30 seconds. This is quoted in '000s of EUR.

Best Prices

At touch

Rank	Venue	Best Price (%)	Change
1	XMAD	4.52	-0.55
2	AQEU	3.51	+0.72
3	CEUX	3.35	+0.69
4	TQEX	0.43	-0.07
5	AQXE	0.00	0.00
6	CHIX	0.00	0.00
7	TRQX	0.00	+0.00
8	BATE	0.00	-0.01

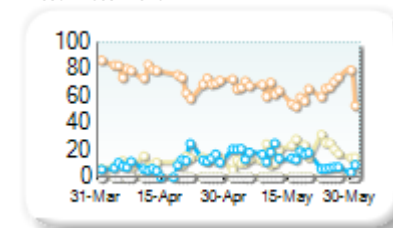
Best Prices Trend



25k EUR deal

Rank	Venue	Best Price (%)	Change
1	XMAD	64.49	-10.18
2	CEUX	17.65	+6.70
3	AQEU	14.00	+4.57
4	TQEX	0.07	-0.15
5	CHIX	0.00	+0.00
6	TRQX	0.00	+0.00
7	BATE	0.00	+0.00
8	AQXE	0.00	+0.00

Best Prices Trend



Best Price % measures how often each venue posts an absolute best price (no ties) for stocks. The result is averaged over the stocks in the index and is based on measurements of the order book every 5 seconds.