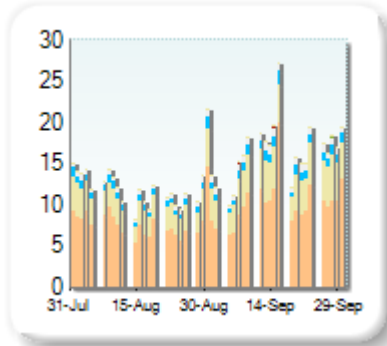


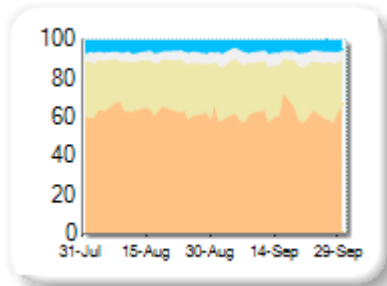
Market Share

Rank	Venue	Market Share	Change
1	XMAD	61.40%	-1.71
2	CEUX	26.54%	+0.96
3	TQEX	5.93%	+0.87
4	AQEU	5.88%	-0.12
5	BATE	0.10%	-0.05
6	CHIX	0.09%	+0.05
7	TRQX	0.04%	-0.01
8	AQXE	0.01%	+0.00

Volume Trend



Market Share Trend



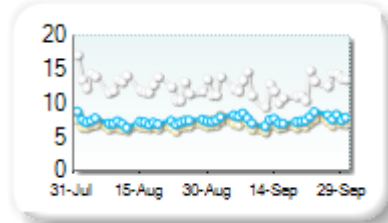
Market share is based on on-book value traded during continuous trading. The share is calculated by averaging over all stocks in the index. The current value shown is for last week and the change is relative to the previous week.

Spreads

At touch

Rank	Venue	Spread (bps)	Change
1	CEUX	6.90	+0.37
2	XMAD	7.36	+0.33
3	AQEU	7.67	+0.41
4	TQEX	12.39	-0.28
5	BATE	109.04	+20.53
6	CHIX	125.81	-21.14
7	TRQX	481.30	n/a
8	AQXE	488.62	+22.29

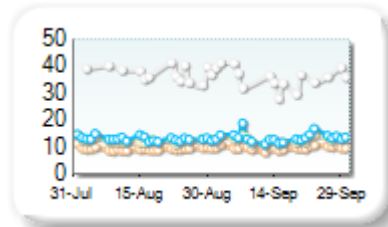
Monthly Spread Trend



25k EUR deal

Rank	Venue	Spread (bps)	Change
1	XMAD	9.91	+0.46
2	CEUX	12.88	+0.31
3	AQEU	13.55	+0.41
4	TQEX	41.10	+1.24

Monthly Spread Trend



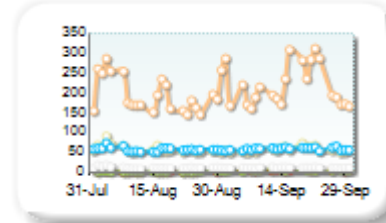
Spreads measure the bid to offer spread of the best visible orders in the book. The result is averaged over the stocks in the index and is based on measurements of the order books every 30 seconds. The value for the spread is quoted in basis points (0.01%).

Book Depths

10BPS Depth (top of book)

Rank	Venue	Depth (1K EUR)	Change
1	XMAD	218.0	+21.0
2	AQEU	58.5	+1.3
3	CEUX	56.8	-0.6
4	TRQX	11.1	0.0
5	TQEX	10.3	-0.3
6	BATE	5.1	+3.3
7	CHIX	3.4	+2.2
8	AQXE	0.0	0.0

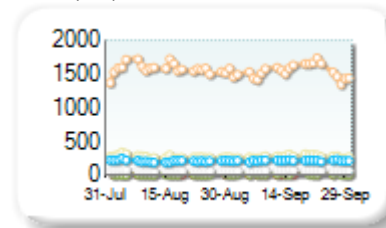
Monthly Depth Trend



50BPS Depth (deeper into book)

Rank	Venue	Depth (1K EUR)	Change
1	XMAD	1,532.5	-40.6
2	CEUX	277.2	+1.8
3	AQEU	215.6	+3.9
4	TQEX	67.4	+2.3
5	BATE	17.2	+3.1
6	CHIX	12.4	+2.0
7	TRQX	6.2	-0.1
8	AQXE	0.2	+0.0

Monthly Depth Trend



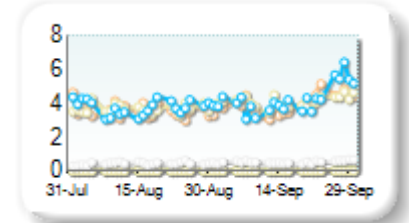
Market depth measures the amount of visible liquidity (bids and offers) in the order book within 10 or 50 BPS of mid price. The result is averaged over the stocks in the index and is based on measurements of the order book every 30 seconds. This is quoted in '000s of EUR.

Best Prices

At touch

Rank	Venue	Best Price (%)	Change
1	AQEU	4.25	+0.36
2	CEUX	4.10	+0.40
3	XMAD	3.98	+0.83
4	TQEX	0.54	+0.08
5	CHIX	0.01	0.00
6	TRQX	0.00	-0.01
7	BATE	0.00	+0.00
8	AQXE	0.00	0.00

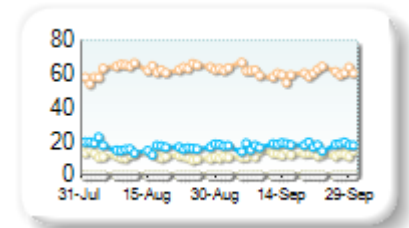
Best Prices Trend



25k EUR deal

Rank	Venue	Best Price (%)	Change
1	XMAD	60.80	-1.60
2	AQEU	17.60	+0.98
3	CEUX	12.38	+1.00
4	TQEX	0.12	-0.01
5	TRQX	0.00	+0.00
6	CHIX	0.00	0.00
7	BATE	0.00	+0.00
8	AQXE	0.00	+0.00

Best Prices Trend

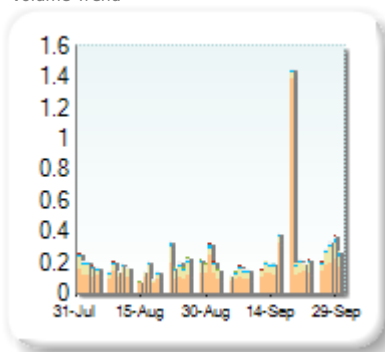


Best Price % measures how often each venue posts an absolute best price (no ties) for stocks. The result is averaged over the stocks in the index and is based on measurements of the order book every 5 seconds.

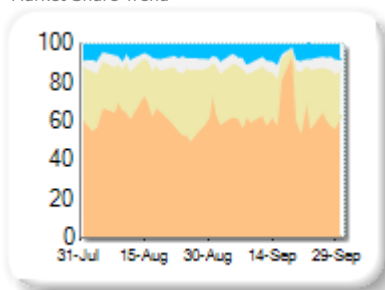
Market Share

Rank	Venue	Market Share	Change
1	XMAD	70.05%	+8.64
2	CEUX	19.58%	-6.78
3	AQEU	5.98%	-0.82
4	TQEX	4.35%	-0.98
5	BATE	0.03%	-0.07
6	CHIX	0.01%	-0.01
7	AQXE	0.01%	+0.01
8	TRQX	0.00%	+0.00

Volume Trend



Market Share Trend




Market share is based on on-book value traded during continuous trading. The share is calculated by averaging over all stocks in the index. The current value shown is for last week and the change is relative to the previous week.

Spreads

At touch

Rank	Venue	Spread (bps)	Change
1	CEUX	7.81	+0.06
2	AQEU	8.00	-0.14
3	XMAD	8.71	+0.46
4	TQEX	11.54	-2.25
5	AQXE	501.00	+0.00

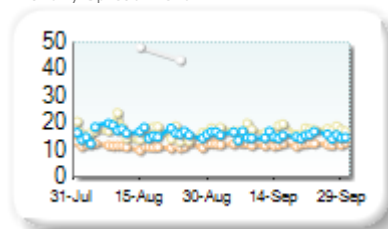
Monthly Spread Trend



25k EUR deal

Rank	Venue	Spread (bps)	Change
1	XMAD	12.29	+0.64
2	AQEU	15.31	-1.03
3	CEUX	17.44	+0.42
4	TQEX	55.05	-1.73

Monthly Spread Trend



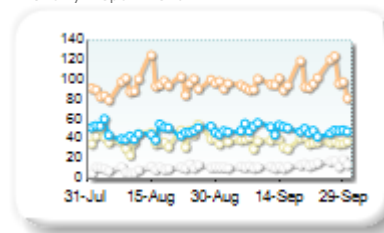
Spreads measure the bid to offer spread of the best visible orders in the book. The result is averaged over the stocks in the index and is based on measurements of the order books every 30 seconds. The value for the spread is quoted in basis points (0.01%).

Book Depths

10BPS Depth (top of book)

Rank	Venue	Depth (1K EUR)	Change
1	XMAD	97.8	+3.0
2	AQEU	49.2	+1.8
3	CEUX	37.2	-2.3
4	TQEX	13.2	+3.1

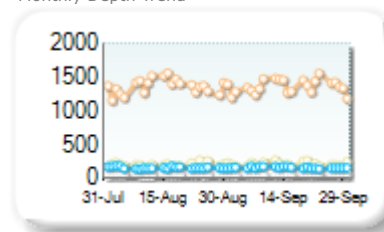
Monthly Depth Trend



50BPS Depth (deeper into book)

Rank	Venue	Depth (1K EUR)	Change
1	XMAD	1,354.3	-6.1
2	CEUX	208.7	+7.1
3	AQEU	158.4	+1.8
4	TQEX	55.6	+3.5

Monthly Depth Trend



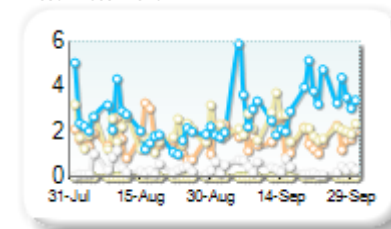
Market depth measures the amount of visible liquidity (bids and offers) in the order book within 10 or 50 BPS of mid price. The result is averaged over the stocks in the index and is based on measurements of the order book every 30 seconds. This is quoted in '000s of EUR.

Best Prices

At touch

Rank	Venue	Best Price (%)	Change
1	AQEU	3.25	+0.37
2	CEUX	2.20	+0.26
3	XMAD	1.69	+0.28
4	TQEX	0.39	-0.01
5	CHIX	0.00	+0.00
6	TRQX	0.00	+0.00
7	BATE	0.00	+0.00
8	AQXE	0.00	+0.00

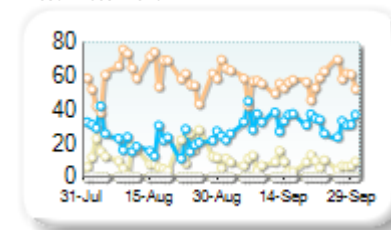
Best Prices Trend



25k EUR deal

Rank	Venue	Best Price (%)	Change
1	XMAD	56.65	-3.62
2	AQEU	32.53	+9.52
3	CEUX	8.49	-3.70
4	TQEX	0.03	-0.03
5	CHIX	0.00	+0.00
6	TRQX	0.00	+0.00
7	BATE	0.00	+0.00
8	AQXE	0.00	+0.00

Best Prices Trend

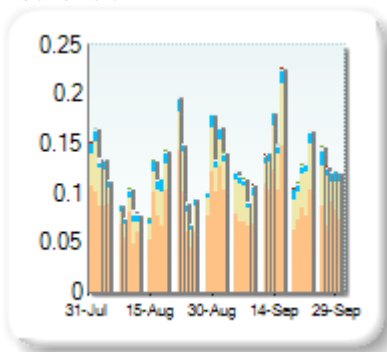


Best Price % measures how often each venue posts an absolute best price (no ties) for stocks. The result is averaged over the stocks in the index and is based on measurements of the order book every 5 seconds.

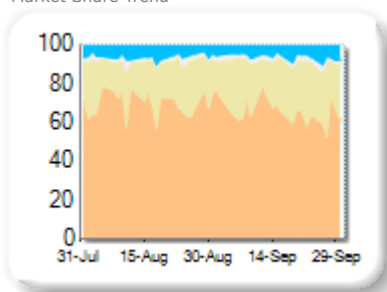
Market Share

Rank	Venue	Market Share	Change
1	XMAD	66.01%	-3.01
2	CEUX	25.42%	+2.88
3	AQEU	6.04%	-0.16
4	TQEX	2.41%	+0.24
5	CHIX	0.08%	+0.07
6	BATE	0.04%	+0.00
7	TRQX	0.00%	-0.02

Volume Trend



Market Share Trend

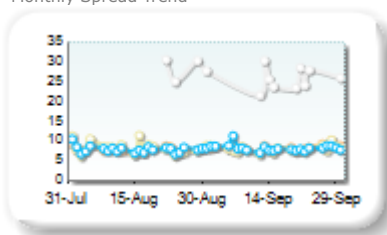


Spreads

At touch

Rank	Venue	Spread (bps)	Change
1	CEUX	7.93	-0.23
2	AQEU	8.18	+0.33
3	XMAD	8.21	+0.48
4	TQEX	33.72	-7.71

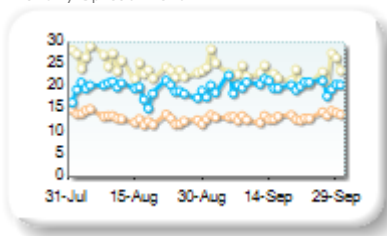
Monthly Spread Trend



25k EUR deal

Rank	Venue	Spread (bps)	Change
1	XMAD	13.38	+0.29
2	AQEU	20.28	+1.00
3	CEUX	23.38	-1.26

Monthly Spread Trend

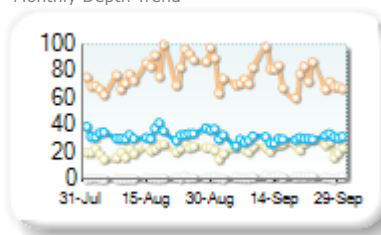


Book Depths

10BPS Depth (top of book)

Rank	Venue	Depth (1K EUR)	Change
1	XMAD	74.6	-5.7
2	AQEU	29.9	-3.7
3	CEUX	23.4	+1.7
4	TQEX	1.8	+0.8

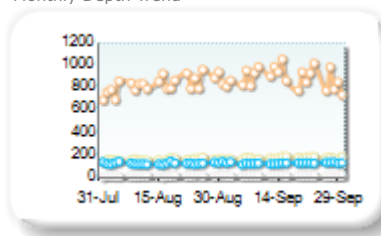
Monthly Depth Trend



50BPS Depth (deeper into book)

Rank	Venue	Depth (1K EUR)	Change
1	XMAD	891.1	+58.2
2	CEUX	180.5	+13.6
3	AQEU	133.8	+1.0
4	TQEX	22.6	+1.3

Monthly Depth Trend

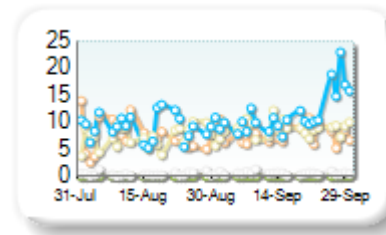


Best Prices

At touch

Rank	Venue	Best Price (%)	Change
1	AQEU	11.57	+1.07
2	CEUX	8.82	+1.02
3	XMAD	7.70	+1.95
4	TQEX	0.61	+0.07
5	CHIX	0.00	+0.00
6	TRQX	0.00	+0.00
7	BATE	0.00	+0.00

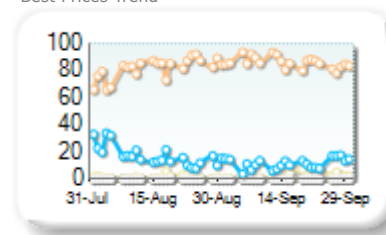
Best Prices Trend



25k EUR deal

Rank	Venue	Best Price (%)	Change
1	XMAD	85.60	+4.29
2	AQEU	11.39	-5.83
3	CEUX	2.97	+1.59
4	TQEX	0.00	+0.00
5	CHIX	0.00	+0.00
6	TRQX	0.00	+0.00
7	BATE	0.00	+0.00

Best Prices Trend



Market share is based on on-book value traded during continuous trading. The share is calculated by averaging over all stocks in the index. The current value shown is for last week and the change is relative to the previous week.

Spreads measure the bid to offer spread of the best visible orders in the book. The result is averaged over the stocks in the index and is based on measurements of the order books every 30 seconds. The value for the spread is quoted in basis points (0.01%).

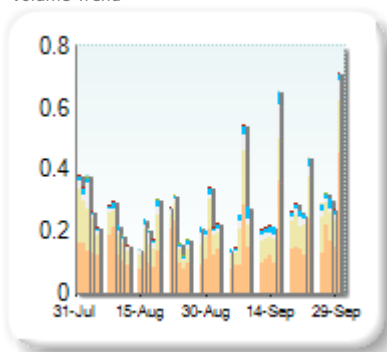
Market depth measures the amount of visible liquidity (bids and offers) in the order book within 10 or 50 BPS of mid price. The result is averaged over the stocks in the index and is based on measurements of the order book every 30 seconds. This is quoted in '000s of EUR.

Best Price % measures how often each venue posts an absolute best price (no ties) for stocks. The result is averaged over the stocks in the index and is based on measurements of the order book every 5 seconds.

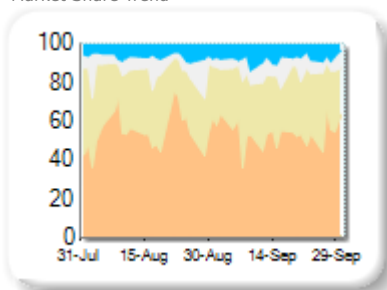
Market Share

Rank	Venue	Market Share	Change
1	XMAD	54.11%	-0.29
2	CEUX	30.30%	-0.73
3	TQEX	8.17%	+0.26
4	AQEU	7.37%	+0.83
5	BATE	0.03%	-0.05
6	CHIX	0.01%	0.00
7	TRQX	0.00%	-0.03
8	AQXE	0.00%	0.00

Volume Trend



Market Share Trend



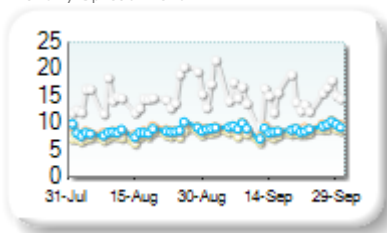
Market share is based on on-book value traded during continuous trading. The share is calculated by averaging over all stocks in the index. The current value shown is for last week and the change is relative to the previous week.

Spreads

At touch

Rank	Venue	Spread (bps)	Change
1	CEUX	8.23	+0.71
2	AQEU	8.99	+0.52
3	XMAD	9.14	+0.67
4	TQEX	15.21	+0.46

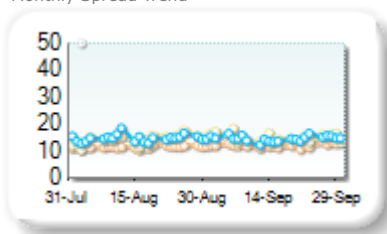
Monthly Spread Trend



25k EUR deal

Rank	Venue	Spread (bps)	Change
1	XMAD	12.26	+0.74
2	AQEU	14.68	-0.09
3	CEUX	15.23	+0.82
4	TQEX	67.86	+6.90

Monthly Spread Trend



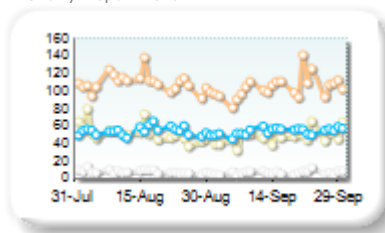
Spreads measure the bid to offer spread of the best visible orders in the book. The result is averaged over the stocks in the index and is based on measurements of the order books every 30 seconds. The value for the spread is quoted in basis points (0.01%).

Book Depths

10BPS Depth (top of book)

Rank	Venue	Depth (1K EUR)	Change
1	XMAD	105.2	-5.0
2	AQEU	54.8	-0.3
3	CEUX	49.1	-4.6
4	TQEX	7.9	-0.9

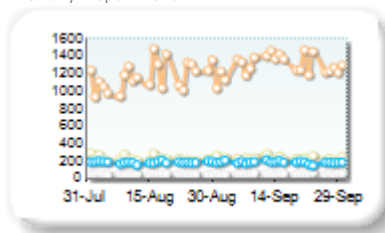
Monthly Depth Trend



50BPS Depth (deeper into book)

Rank	Venue	Depth (1K EUR)	Change
1	XMAD	1,312.9	+136.0
2	CEUX	238.4	-2.9
3	AQEU	194.9	+0.6
4	TQEX	63.2	+2.5
5	CHIX	2.6	+0.1

Monthly Depth Trend



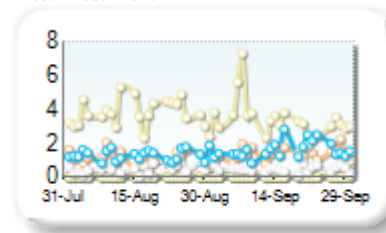
Market depth measures the amount of visible liquidity (bids and offers) in the order book within 10 or 50 BPS of mid price. The result is averaged over the stocks in the index and is based on measurements of the order book every 30 seconds. This is quoted in '000s of EUR.

Best Prices

At touch

Rank	Venue	Best Price (%)	Change
1	CEUX	3.42	-0.36
2	AQEU	1.62	+0.31
3	XMAD	1.38	-0.04
4	TQEX	0.48	-0.06
5	CHIX	0.00	+0.00
6	TRQX	0.00	+0.00
7	BATE	0.00	+0.00
8	AQXE	0.00	+0.00

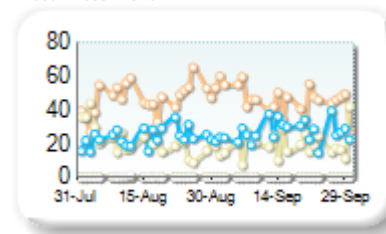
Best Prices Trend



25k EUR deal

Rank	Venue	Best Price (%)	Change
1	XMAD	45.98	-0.90
2	AQEU	27.01	+3.56
3	CEUX	19.42	-3.05
4	TQEX	0.04	-0.17
5	CHIX	0.00	+0.00
6	TRQX	0.00	+0.00
7	BATE	0.00	+0.00
8	AQXE	0.00	+0.00

Best Prices Trend

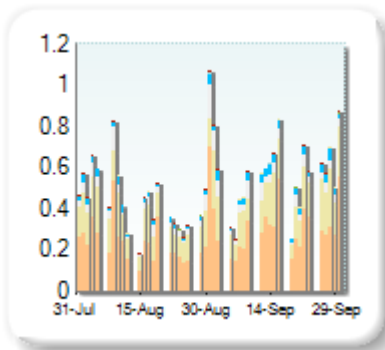


Best Price % measures how often each venue posts an absolute best price (no ties) for stocks. The result is averaged over the stocks in the index and is based on measurements of the order book every 5 seconds.

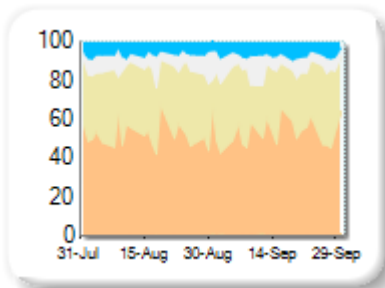
Market Share

Rank	Venue	Market Share	Change
1	XMAD	52.67%	-0.90
2	CEUX	32.12%	+1.62
3	TQEX	8.01%	-1.50
4	AQEU	6.88%	+0.70
5	TRQX	0.14%	+0.08
6	BATE	0.11%	-0.03
7	CHIX	0.06%	+0.02
8	AQXE	0.01%	+0.00

Volume Trend



Market Share Trend



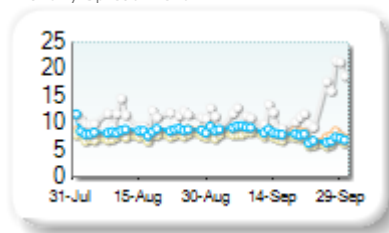
Market share is based on on-book value traded during continuous trading. The share is calculated by averaging over all stocks in the index. The current value shown is for last week and the change is relative to the previous week.

Spreads

At touch

Rank	Venue	Spread (bps)	Change
1	CEUX	7.20	-0.34
2	AQEU	8.02	-0.62
3	XMAD	8.19	-0.19
4	TQEX	12.66	+1.61

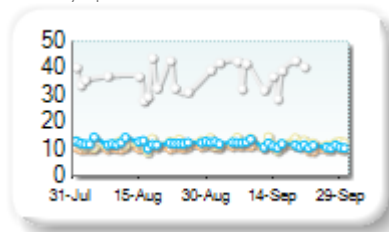
Monthly Spread Trend



25k EUR deal

Rank	Venue	Spread (bps)	Change
1	XMAD	10.61	+0.12
2	AQEU	11.54	-0.76
3	CEUX	12.38	+0.37
4	TQEX	46.97	+4.67

Monthly Spread Trend



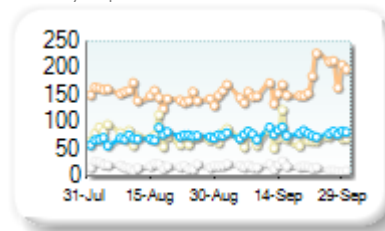
Spreads measure the bid to offer spread of the best visible orders in the book. The result is averaged over the stocks in the index and is based on measurements of the order books every 30 seconds. The value for the spread is quoted in basis points (0.01%).

Book Depths

10BPS Depth (top of book)

Rank	Venue	Depth (1K EUR)	Change
1	XMAD	167.6	+18.5
2	AQEU	79.1	+7.4
3	CEUX	72.5	-1.3
4	TQEX	17.2	-1.8
5	CHIX	5.4	+0.2

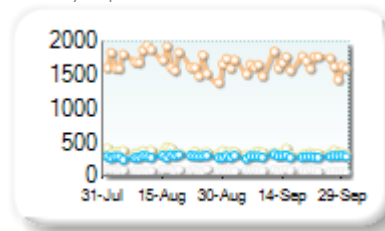
Monthly Depth Trend



50BPS Depth (deeper into book)

Rank	Venue	Depth (1K EUR)	Change
1	XMAD	1,646.9	-41.8
2	CEUX	345.3	-14.4
3	AQEU	291.2	+1.7
4	TQEX	84.5	-6.5
5	CHIX	5.4	+0.2

Monthly Depth Trend



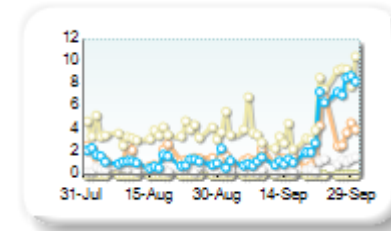
Market depth measures the amount of visible liquidity (bids and offers) in the order book within 10 or 50 BPS of mid price. The result is averaged over the stocks in the index and is based on measurements of the order book every 30 seconds. This is quoted in '000s of EUR.

Best Prices

At touch

Rank	Venue	Best Price (%)	Change
1	CEUX	5.38	+2.28
2	AQEU	3.34	+1.81
3	XMAD	2.23	+1.07
4	TQEX	0.69	+0.20
5	CHIX	0.00	+0.00
6	TRQX	0.00	+0.00
7	BATE	0.00	+0.00
8	AQXE	0.00	+0.00

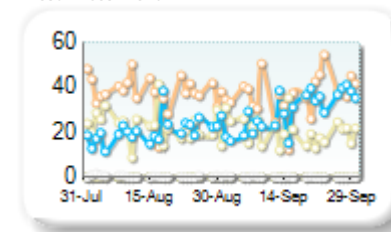
Best Prices Trend



25k EUR deal

Rank	Venue	Best Price (%)	Change
1	XMAD	36.47	-1.29
2	AQEU	29.47	+8.79
3	CEUX	20.57	-1.95
4	TQEX	0.20	-0.26
5	CHIX	0.00	+0.00
6	TRQX	0.00	+0.00
7	BATE	0.00	+0.00
8	AQXE	0.00	+0.00

Best Prices Trend

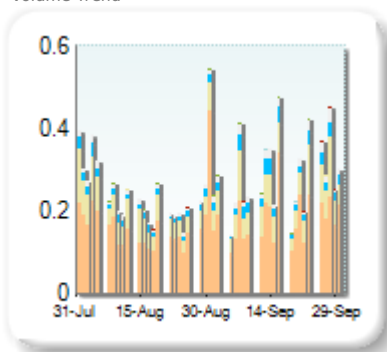


Best Price % measures how often each venue posts an absolute best price (no ties) for stocks. The result is averaged over the stocks in the index and is based on measurements of the order book every 5 seconds.

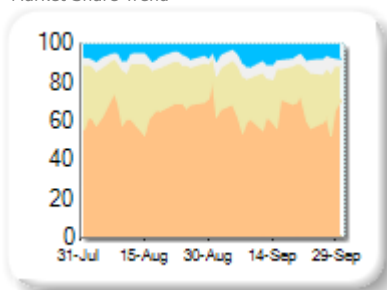
Market Share

Rank	Venue	Market Share	Change
1	XMAD	61.88%	-3.36
2	CEUX	23.79%	+0.01
3	AQEU	7.90%	+1.53
4	TQEX	6.34%	+1.77
5	CHIX	0.04%	+0.03
6	BATE	0.02%	+0.01
7	AQXE	0.01%	+0.01
8	TRQX	0.00%	+0.00

Volume Trend



Market Share Trend



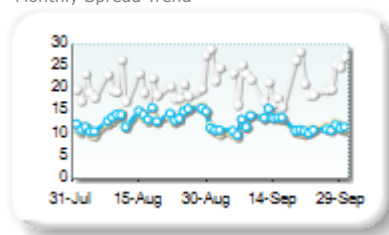
Market share is based on on-book value traded during continuous trading. The share is calculated by averaging over all stocks in the index. The current value shown is for last week and the change is relative to the previous week.

Spreads

At touch

Rank	Venue	Spread (bps)	Change
1	XMAD	11.80	-1.30
2	CEUX	11.80	-1.35
3	AQEU	11.90	-1.49
4	TQEX	21.76	+0.96

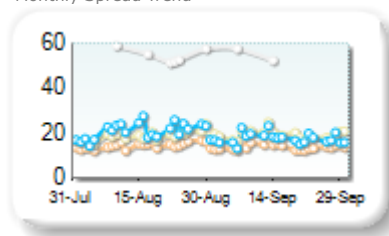
Monthly Spread Trend



25k EUR deal

Rank	Venue	Spread (bps)	Change
1	XMAD	13.98	-0.50
2	AQEU	17.69	-3.13
3	CEUX	19.28	+0.48
4	TQEX	61.84	-0.73

Monthly Spread Trend



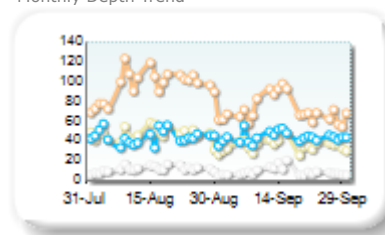
Spreads measure the bid to offer spread of the best visible orders in the book. The result is averaged over the stocks in the index and is based on measurements of the order books every 30 seconds. The value for the spread is quoted in basis points (0.01%).

Book Depths

10BPS Depth (top of book)

Rank	Venue	Depth (1K EUR)	Change
1	XMAD	71.9	-23.2
2	AQEU	44.3	+0.5
3	CEUX	36.0	-10.1
4	TQEX	9.0	-2.4

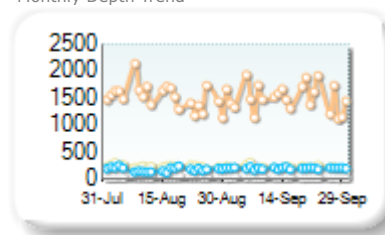
Monthly Depth Trend



50BPS Depth (deeper into book)

Rank	Venue	Depth (1K EUR)	Change
1	XMAD	1,505.7	-19.9
2	CEUX	221.6	-16.7
3	AQEU	204.6	+21.2
4	TQEX	46.7	-8.9
5	CHIX	1.4	0.0

Monthly Depth Trend



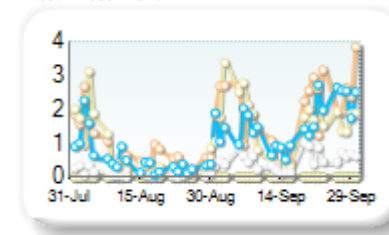
Market depth measures the amount of visible liquidity (bids and offers) in the order book within 10 or 50 BPS of mid price. The result is averaged over the stocks in the index and is based on measurements of the order book every 30 seconds. This is quoted in '000s of EUR.

Best Prices

At touch

Rank	Venue	Best Price (%)	Change
1	XMAD	1.88	+1.37
2	CEUX	1.59	+1.08
3	AQEU	1.58	+0.89
4	TQEX	0.51	+0.48
5	CHIX	0.00	+0.00
6	TRQX	0.00	+0.00
7	BATE	0.00	+0.00
8	AQXE	0.00	+0.00

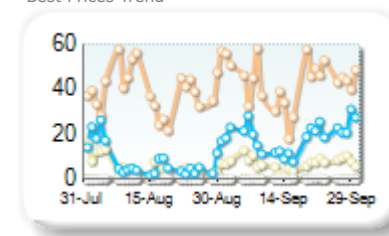
Best Prices Trend



25k EUR deal

Rank	Venue	Best Price (%)	Change
1	XMAD	42.96	+3.10
2	AQEU	19.07	+10.44
3	CEUX	7.19	+1.19
4	TQEX	0.22	+0.07
5	CHIX	0.00	+0.00
6	TRQX	0.00	+0.00
7	BATE	0.00	+0.00
8	AQXE	0.00	+0.00

Best Prices Trend

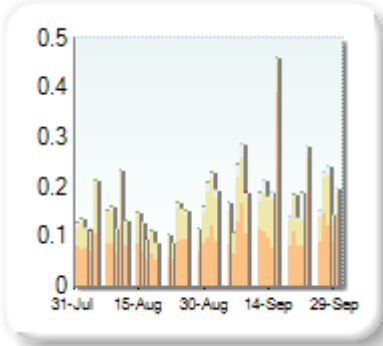


Best Price % measures how often each venue posts an absolute best price (no ties) for stocks. The result is averaged over the stocks in the index and is based on measurements of the order book every 5 seconds.

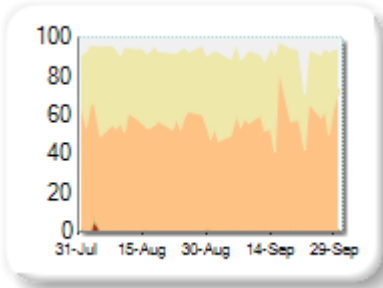
Market Share

Rank	Venue	Market Share	Change
1	XMAD	58.13%	+3.25
2	CEUX	33.53%	-4.64
3	TQEX	7.99%	+1.70
4	CHIX	0.27%	-0.21
5	BATE	0.05%	-0.09
6	TRQX	0.02%	-0.01

Volume Trend



Market Share Trend



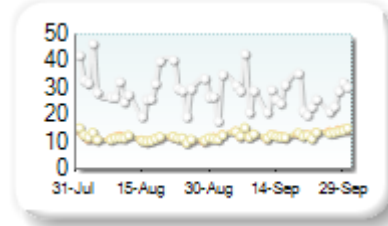
Market share is based on on-book value traded during continuous trading. The share is calculated by averaging over all stocks in the index. The current value shown is for last week and the change is relative to the previous week.

Spreads

At touch

Rank	Venue	Spread (bps)	Change
1	XMAD	12.87	+1.52
2	CEUX	12.92	+1.30
3	TQEX	27.24	-3.12

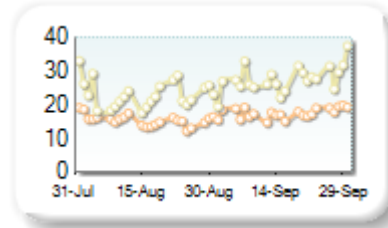
Monthly Spread Trend



25k EUR deal

Rank	Venue	Spread (bps)	Change
1	XMAD	17.51	+2.13
2	CEUX	27.60	+4.51
3	TQEX	389.11	+215.41

Monthly Spread Trend



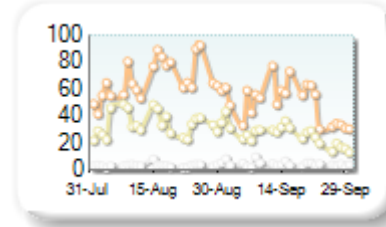
Spreads measure the bid to offer spread of the best visible orders in the book. The result is averaged over the stocks in the index and is based on measurements of the order books every 30 seconds. The value for the spread is quoted in basis points (0.01%).

Book Depths

10BPS Depth (top of book)

Rank	Venue	Depth (1K EUR)	Change
1	XMAD	49.9	-17.0
2	CEUX	25.8	-8.4
3	TQEX	4.7	+0.9
4	CHIX	1.1	-0.2
5	BATE	0.1	0.0

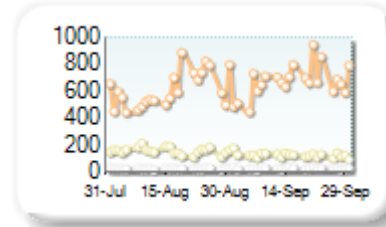
Monthly Depth Trend



50BPS Depth (deeper into book)

Rank	Venue	Depth (1K EUR)	Change
1	XMAD	669.5	+57.6
2	CEUX	126.4	-32.4
3	TQEX	29.2	+1.4
4	CHIX	1.4	-0.1
5	BATE	0.8	+0.1

Monthly Depth Trend



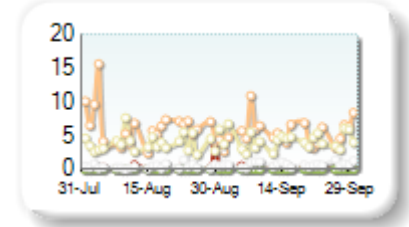
Market depth measures the amount of visible liquidity (bids and offers) in the order book within 10 or 50 BPS of mid price. The result is averaged over the stocks in the index and is based on measurements of the order book every 30 seconds. This is quoted in '000s of EUR.

Best Prices

At touch

Rank	Venue	Best Price (%)	Change
1	XMAD	5.37	-1.82
2	CEUX	4.21	+0.29
3	TQEX	0.73	+0.34
4	CHIX	0.17	-0.19
5	BATE	0.01	-0.02
6	TRQX	0.00	+0.00

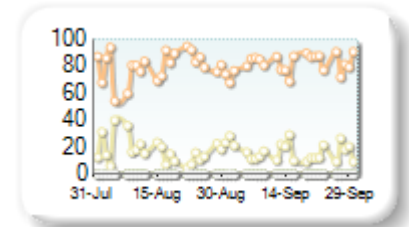
Best Prices Trend



25k EUR deal

Rank	Venue	Best Price (%)	Change
1	XMAD	81.66	+1.78
2	CEUX	16.50	-1.10
3	TQEX	0.03	+0.01
4	CHIX	0.00	+0.00
5	TRQX	0.00	+0.00
6	BATE	0.00	+0.00

Best Prices Trend



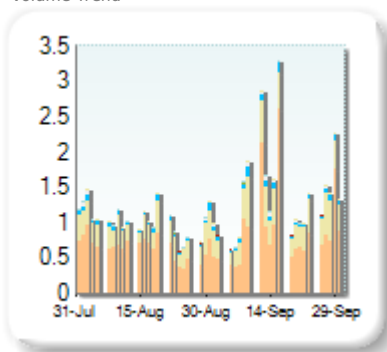
Best Price % measures how often each venue posts an absolute best price (no ties) for stocks. The result is averaged over the stocks in the index and is based on measurements of the order book every 5 seconds.

Banco Bilbao Vizcaya Argentaria SA

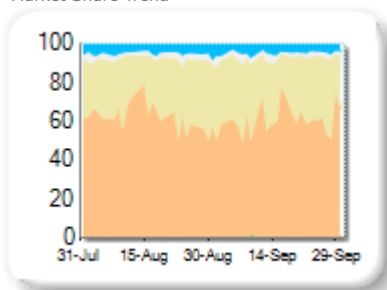
Market Share

Rank	Venue	Market Share	Change
1	XMAD	62.95%	+0.73
2	CEUX	29.52%	+0.06
3	AQEU	4.39%	-0.41
4	TQEX	2.70%	-0.33
5	BATE	0.21%	-0.04
6	CHIX	0.19%	+0.07
7	TRQX	0.04%	-0.07
8	AQXE	0.00%	-0.01

Volume Trend



Market Share Trend



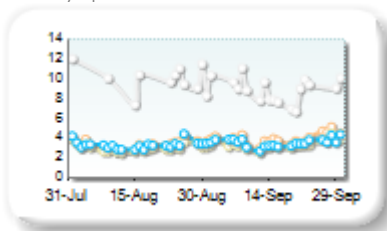
Market share is based on on-book value traded during continuous trading. The share is calculated by averaging over all stocks in the index. The current value shown is for last week and the change is relative to the previous week.

Spreads

At touch

Rank	Venue	Spread (bps)	Change
1	CEUX	3.32	+0.35
2	AQEU	3.52	+0.24
3	XMAD	3.92	+0.61
4	TQEX	10.18	-3.88
5	BATE	67.08	+0.07

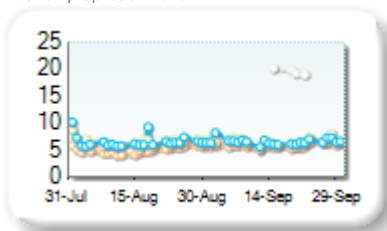
Monthly Spread Trend



25k EUR deal

Rank	Venue	Spread (bps)	Change
1	XMAD	5.90	+0.83
2	AQEU	6.58	+0.02
3	CEUX	6.60	+0.10
4	TQEX	30.84	-10.46

Monthly Spread Trend



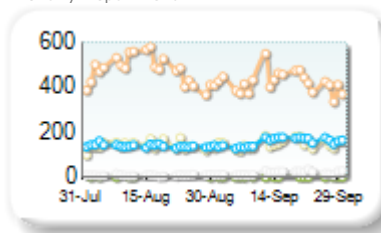
Spreads measure the bid to offer spread of the best visible orders in the book. The result is averaged over the stocks in the index and is based on measurements of the order books every 30 seconds. The value for the spread is quoted in basis points (0.01%).

Book Depths

10BPS Depth (top of book)

Rank	Venue	Depth (1K EUR)	Change
1	XMAD	421.2	-51.9
2	AQEU	157.4	+18.1
3	CEUX	148.9	+8.2
4	TQEX	20.1	+10.4

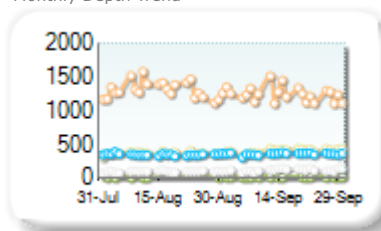
Monthly Depth Trend



50BPS Depth (deeper into book)

Rank	Venue	Depth (1K EUR)	Change
1	XMAD	1,239.4	-66.6
2	CEUX	407.2	+39.2
3	AQEU	358.3	+8.1
4	TQEX	120.6	+20.8
5	BATE	13.5	+3.2
6	CHIX	12.7	+2.5

Monthly Depth Trend



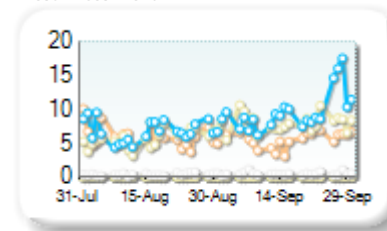
Market depth measures the amount of visible liquidity (bids and offers) in the order book within 10 or 50 BPS of mid price. The result is averaged over the stocks in the index and is based on measurements of the order book every 30 seconds. This is quoted in '000s of EUR.

Best Prices

At touch

Rank	Venue	Best Price (%)	Change
1	AQEU	9.65	+3.60
2	CEUX	7.97	+3.19
3	XMAD	5.65	+0.27
4	TQEX	0.54	+0.07
5	CHIX	0.01	+0.01
6	TRQX	0.00	+0.00
7	BATE	0.00	+0.00
8	AQXE	0.00	0.00

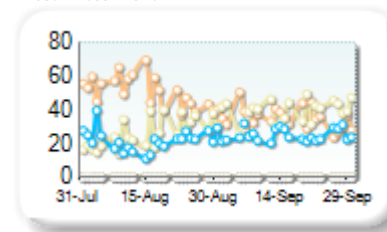
Best Prices Trend



25k EUR deal

Rank	Venue	Best Price (%)	Change
1	CEUX	38.90	+12.79
2	XMAD	35.12	-15.34
3	AQEU	24.85	+3.01
4	TQEX	0.01	-0.02
5	CHIX	0.00	0.00
6	TRQX	0.00	+0.00
7	BATE	0.00	+0.00
8	AQXE	0.00	+0.00

Best Prices Trend

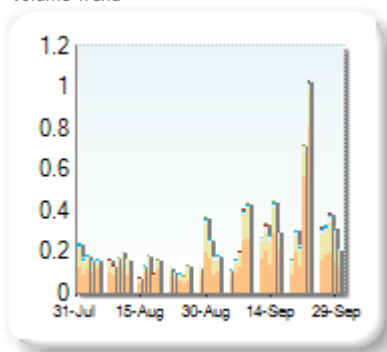


Best Price % measures how often each venue posts an absolute best price (no ties) for stocks. The result is averaged over the stocks in the index and is based on measurements of the order book every 5 seconds.

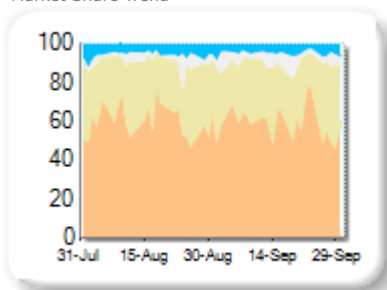
Market Share

Rank	Venue	Market Share	Change
1	XMAD	62.35%	+2.43
2	CEUX	28.45%	-2.05
3	TQEX	4.99%	+0.88
4	AQEU	4.06%	-1.32
5	CHIX	0.07%	+0.06
6	TRQX	0.04%	+0.03
7	BATE	0.03%	-0.03
8	AQXE	0.01%	+0.00

Volume Trend



Market Share Trend



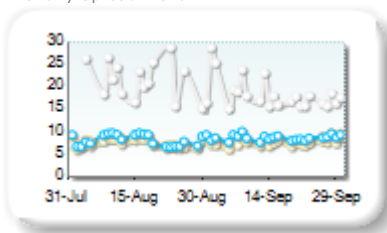
Market share is based on on-book value traded during continuous trading. The share is calculated by averaging over all stocks in the index. The current value shown is for last week and the change is relative to the previous week.

Spreads

At touch

Rank	Venue	Spread (bps)	Change
1	CEUX	7.65	+0.17
2	XMAD	8.31	+0.18
3	AQEU	8.75	+0.43
4	TQEX	18.57	-7.80

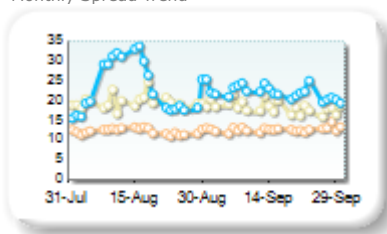
Monthly Spread Trend



25k EUR deal

Rank	Venue	Spread (bps)	Change
1	XMAD	12.67	+0.40
2	CEUX	18.34	-1.18
3	AQEU	21.93	-1.69
4	TQEX	158.07	+81.92

Monthly Spread Trend



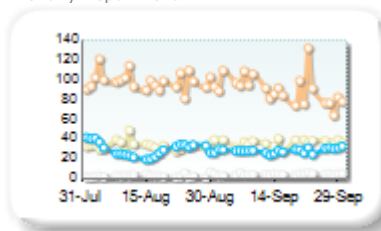
Spreads measure the bid to offer spread of the best visible orders in the book. The result is averaged over the stocks in the index and is based on measurements of the order books every 30 seconds. The value for the spread is quoted in basis points (0.01%).

Book Depths

10BPS Depth (top of book)

Rank	Venue	Depth (1K EUR)	Change
1	XMAD	90.1	-8.4
2	CEUX	35.0	+1.8
3	AQEU	28.2	-1.0
4	CHIX	9.8	+0.4
5	BATE	5.7	+0.3
6	TQEX	4.1	+1.4

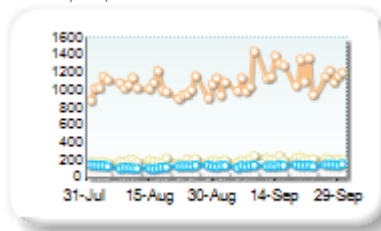
Monthly Depth Trend



50BPS Depth (deeper into book)

Rank	Venue	Depth (1K EUR)	Change
1	XMAD	1,167.7	+121.3
2	CEUX	217.3	+23.1
3	AQEU	143.2	+14.2
4	TQEX	43.2	+3.2
5	CHIX	9.8	+0.4
6	BATE	5.7	+0.3

Monthly Depth Trend



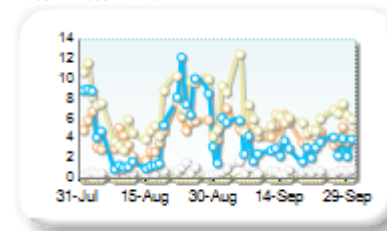
Market depth measures the amount of visible liquidity (bids and offers) in the order book within 10 or 50 BPS of mid price. The result is averaged over the stocks in the index and is based on measurements of the order book every 30 seconds. This is quoted in '000s of EUR.

Best Prices

At touch

Rank	Venue	Best Price (%)	Change
1	CEUX	6.47	-0.58
2	XMAD	4.62	+0.29
3	AQEU	3.32	-1.37
4	TQEX	0.79	+0.02
5	CHIX	0.00	+0.00
6	TRQX	0.00	+0.00
7	BATE	0.00	+0.00
8	AQXE	0.00	+0.00

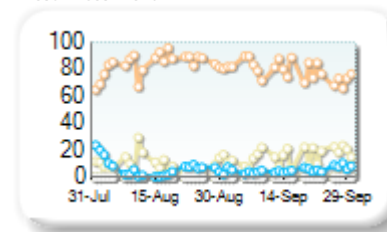
Best Prices Trend



25k EUR deal

Rank	Venue	Best Price (%)	Change
1	XMAD	78.61	-4.60
2	CEUX	15.50	+5.67
3	AQEU	5.50	-1.10
4	TQEX	0.01	+0.00
5	CHIX	0.00	+0.00
6	TRQX	0.00	+0.00
7	BATE	0.00	+0.00
8	AQXE	0.00	+0.00

Best Prices Trend

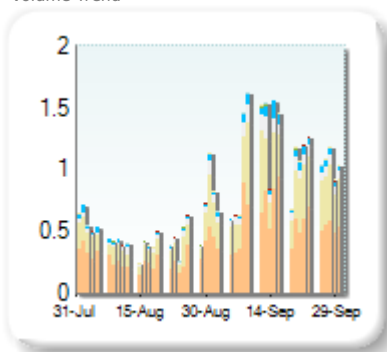


Best Price % measures how often each venue posts an absolute best price (no ties) for stocks. The result is averaged over the stocks in the index and is based on measurements of the order book every 5 seconds.

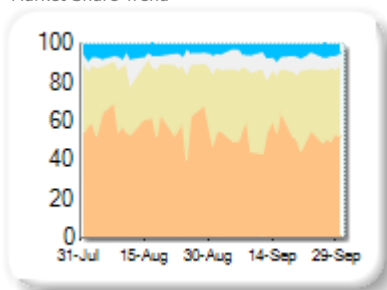
Market Share

Rank	Venue	Market Share	Change
1	XMAD	52.11%	-4.41
2	CEUX	33.95%	+2.86
3	TQEX	7.86%	+1.44
4	AQEU	5.85%	+0.05
5	CHIX	0.11%	+0.06
6	BATE	0.08%	-0.02
7	TRQX	0.02%	+0.01
8	AQXE	0.01%	+0.01

Volume Trend



Market Share Trend




Market share is based on on-book value traded during continuous trading. The share is calculated by averaging over all stocks in the index. The current value shown is for last week and the change is relative to the previous week.

Spreads

At touch

Rank	Venue	Spread (bps)	Change
1	CEUX	6.02	-0.11
2	XMAD	6.53	-0.10
3	AQEU	6.63	-0.05
4	TQEX	9.24	-1.05

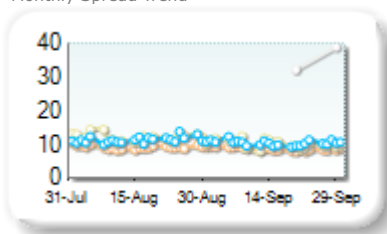
Monthly Spread Trend



25k EUR deal

Rank	Venue	Spread (bps)	Change
1	XMAD	8.67	-0.49
2	CEUX	10.22	-1.83
3	AQEU	10.41	-0.91
4	TQEX	46.98	-8.65

Monthly Spread Trend



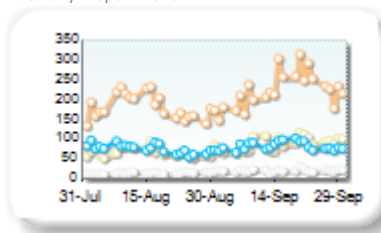
Spreads measure the bid to offer spread of the best visible orders in the book. The result is averaged over the stocks in the index and is based on measurements of the order books every 30 seconds. The value for the spread is quoted in basis points (0.01%).

Book Depths

10BPS Depth (top of book)

Rank	Venue	Depth (1K EUR)	Change
1	XMAD	225.9	+43.8
2	CEUX	88.6	+20.9
3	AQEU	82.0	+6.4
4	TQEX	20.0	+6.2

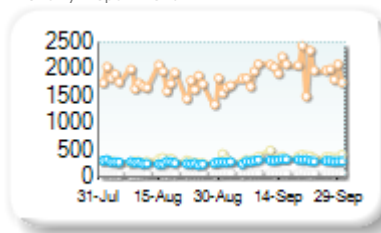
Monthly Depth Trend



50BPS Depth (deeper into book)

Rank	Venue	Depth (1K EUR)	Change
1	XMAD	1,951.8	+194.8
2	CEUX	365.4	+67.1
3	AQEU	301.7	+33.2
4	TQEX	74.6	+9.5
5	BATE	16.3	+0.7

Monthly Depth Trend



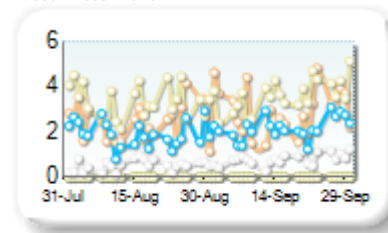
Market depth measures the amount of visible liquidity (bids and offers) in the order book within 10 or 50 BPS of mid price. The result is averaged over the stocks in the index and is based on measurements of the order book every 30 seconds. This is quoted in '000s of EUR.

Best Prices

At touch

Rank	Venue	Best Price (%)	Change
1	CEUX	3.60	+0.31
2	XMAD	2.92	+0.93
3	AQEU	2.16	+0.37
4	TQEX	0.81	+0.34
5	CHIX	0.00	+0.00
6	TRQX	0.00	+0.00
7	BATE	0.00	+0.00
8	AQXE	0.00	+0.00

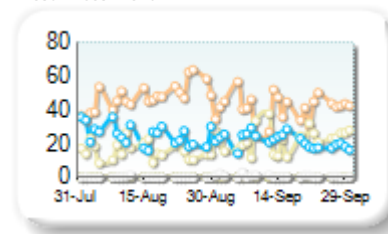
Best Prices Trend



25k EUR deal

Rank	Venue	Best Price (%)	Change
1	XMAD	41.53	-5.42
2	CEUX	22.04	+5.69
3	AQEU	21.55	-3.41
4	TQEX	0.74	+0.46
5	CHIX	0.00	+0.00
6	TRQX	0.00	+0.00
7	BATE	0.00	+0.00
8	AQXE	0.00	+0.00

Best Prices Trend

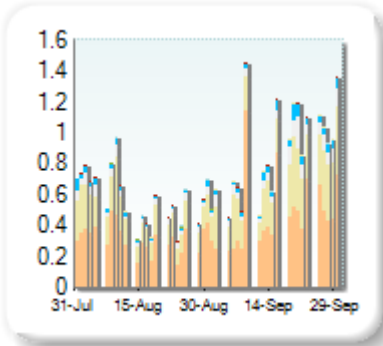


Best Price % measures how often each venue posts an absolute best price (no ties) for stocks. The result is averaged over the stocks in the index and is based on measurements of the order book every 5 seconds.

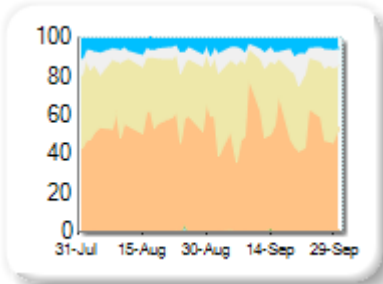
Market Share

Rank	Venue	Market Share	Change
1	XMAD	52.42%	-1.77
2	CEUX	33.20%	+0.55
3	TQEX	8.35%	+1.56
4	AQEU	5.75%	-0.31
5	BATE	0.12%	-0.02
6	CHIX	0.08%	+0.07
7	TRQX	0.06%	-0.07
8	AQXE	0.01%	+0.01

Volume Trend



Market Share Trend



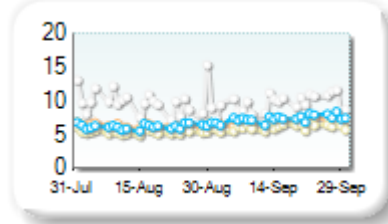
Market share is based on on-book value traded during continuous trading. The share is calculated by averaging over all stocks in the index. The current value shown is for last week and the change is relative to the previous week.

Spreads

At touch

Rank	Venue	Spread (bps)	Change
1	CEUX	6.11	+0.73
2	XMAD	7.05	+0.69
3	AQEU	7.34	+1.14
4	TQEX	9.66	-0.24

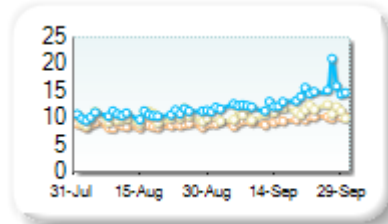
Monthly Spread Trend



25k EUR deal

Rank	Venue	Spread (bps)	Change
1	XMAD	9.72	+1.05
2	CEUX	11.10	+0.98
3	AQEU	13.63	+2.88
4	TQEX	141.52	+72.68

Monthly Spread Trend



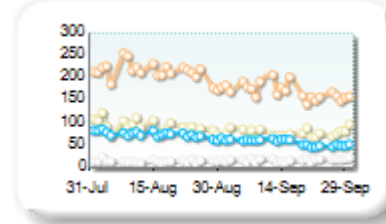
Spreads measure the bid to offer spread of the best visible orders in the book. The result is averaged over the stocks in the index and is based on measurements of the order books every 30 seconds. The value for the spread is quoted in basis points (0.01%).

Book Depths

10BPS Depth (top of book)

Rank	Venue	Depth (1K EUR)	Change
1	XMAD	169.8	-43.2
2	CEUX	77.7	-13.9
3	AQEU	57.0	-18.0
4	TQEX	18.5	+2.3

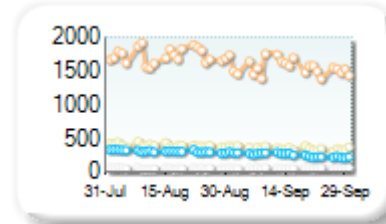
Monthly Depth Trend



50BPS Depth (deeper into book)

Rank	Venue	Depth (1K EUR)	Change
1	XMAD	1,540.9	-178.2
2	CEUX	350.2	-47.4
3	AQEU	254.1	-55.3
4	TQEX	57.7	+0.4

Monthly Depth Trend



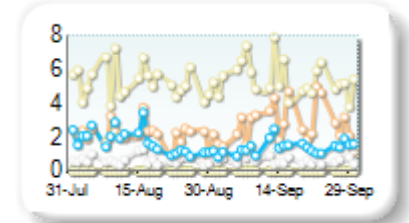
Market depth measures the amount of visible liquidity (bids and offers) in the order book within 10 or 50 BPS of mid price. The result is averaged over the stocks in the index and is based on measurements of the order book every 30 seconds. This is quoted in '000s of EUR.

Best Prices

At touch

Rank	Venue	Best Price (%)	Change
1	CEUX	5.43	+0.41
2	XMAD	2.77	+0.96
3	AQEU	1.40	-0.49
4	TQEX	0.68	+0.13
5	CHIX	0.00	+0.00
6	TRQX	0.00	+0.00
7	BATE	0.00	+0.00
8	AQXE	0.00	+0.00

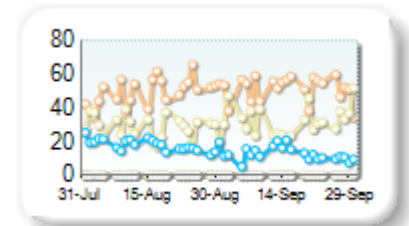
Best Prices Trend



25k EUR deal

Rank	Venue	Best Price (%)	Change
1	XMAD	51.14	+1.79
2	CEUX	32.28	+3.80
3	AQEU	12.53	-5.52
4	TQEX	0.20	+0.04
5	CHIX	0.00	+0.00
6	TRQX	0.00	+0.00
7	BATE	0.00	+0.00
8	AQXE	0.00	+0.00

Best Prices Trend

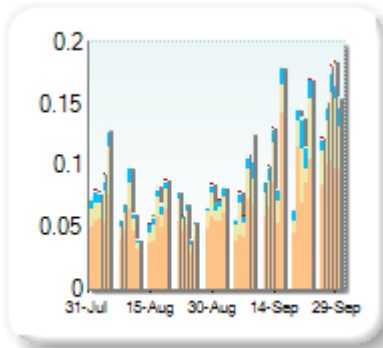


Best Price % measures how often each venue posts an absolute best price (no ties) for stocks. The result is averaged over the stocks in the index and is based on measurements of the order book every 5 seconds.

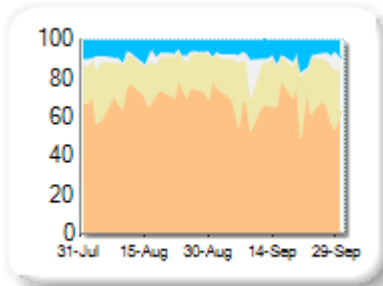
Market Share

Rank	Venue	Market Share	Change
1	XMAD	64.76%	-4.53
2	CEUX	22.54%	+2.44
3	AQEU	8.33%	+0.67
4	TQEX	4.25%	+1.36
5	BATE	0.09%	+0.07
6	CHIX	0.01%	0.00
7	TRQX	0.01%	-0.01
8	AQXE	0.00%	+0.00

Volume Trend



Market Share Trend



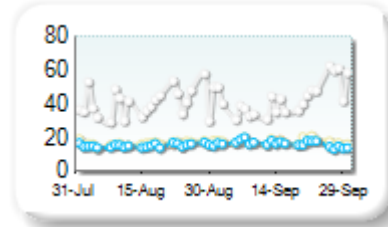
Market share is based on on-book value traded during continuous trading. The share is calculated by averaging over all stocks in the index. The current value shown is for last week and the change is relative to the previous week.

Spreads

At touch

Rank	Venue	Spread (bps)	Change
1	XMAD	16.34	+0.90
2	AQEU	16.36	+1.13
3	CEUX	17.46	+1.07
4	TQEX	43.20	+2.36

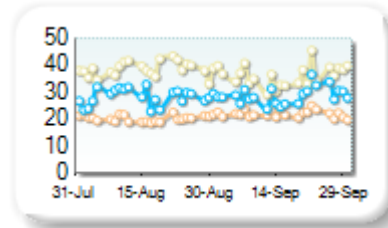
Monthly Spread Trend



25k EUR deal

Rank	Venue	Spread (bps)	Change
1	XMAD	21.96	+1.65
2	AQEU	28.68	+0.39
3	CEUX	36.03	-2.45

Monthly Spread Trend



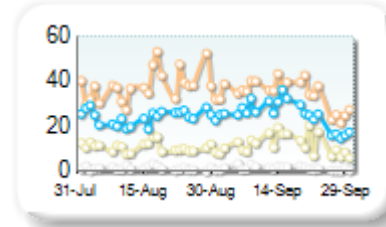
Spreads measure the bid to offer spread of the best visible orders in the book. The result is averaged over the stocks in the index and is based on measurements of the order books every 30 seconds. The value for the spread is quoted in basis points (0.01%).

Book Depths

10BPS Depth (top of book)

Rank	Venue	Depth (1K EUR)	Change
1	XMAD	34.4	-3.5
2	AQEU	25.1	+1.1
3	CEUX	11.9	+1.1
4	TQEX	1.5	+0.1

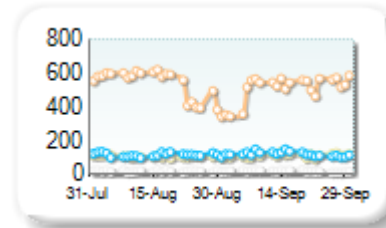
Monthly Depth Trend



50BPS Depth (deeper into book)

Rank	Venue	Depth (1K EUR)	Change
1	XMAD	512.4	-19.1
2	AQEU	120.4	+5.2
3	CEUX	111.5	+6.2
4	TQEX	19.0	-0.6

Monthly Depth Trend



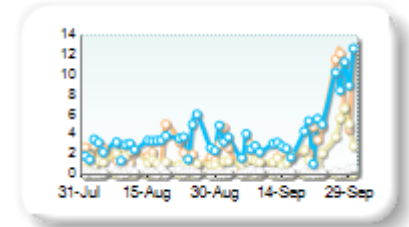
Market depth measures the amount of visible liquidity (bids and offers) in the order book within 10 or 50 BPS of mid price. The result is averaged over the stocks in the index and is based on measurements of the order book every 30 seconds. This is quoted in '000s of EUR.

Best Prices

At touch

Rank	Venue	Best Price (%)	Change
1	AQEU	4.85	+1.63
2	XMAD	4.00	+3.08
3	CEUX	2.13	+0.73
4	TQEX	0.19	+0.01
5	CHIX	0.00	+0.00
6	TRQX	0.00	+0.00
7	BATE	0.00	+0.00
8	AQXE	0.00	+0.00

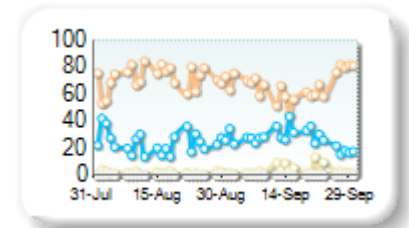
Best Prices Trend



25k EUR deal

Rank	Venue	Best Price (%)	Change
1	XMAD	66.02	-5.80
2	AQEU	27.11	+2.87
3	CEUX	3.76	+2.03
4	TQEX	0.02	-0.02
5	CHIX	0.00	+0.00
6	TRQX	0.00	+0.00
7	BATE	0.00	+0.00
8	AQXE	0.00	+0.00

Best Prices Trend

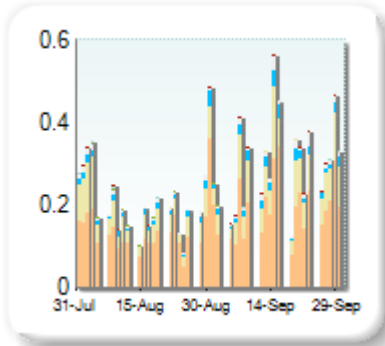


Best Price % measures how often each venue posts an absolute best price (no ties) for stocks. The result is averaged over the stocks in the index and is based on measurements of the order book every 5 seconds.

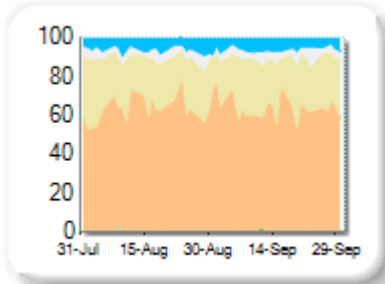
Market Share

Rank	Venue	Market Share	Change
1	XMAD	63.39%	+0.50
2	CEUX	25.66%	-0.45
3	AQEU	5.86%	-0.20
4	TQEX	4.83%	+0.32
5	BATE	0.18%	+0.03
6	CHIX	0.05%	+0.05
7	TRQX	0.03%	-0.25
8	AQXE	0.00%	+0.00

Volume Trend



Market Share Trend



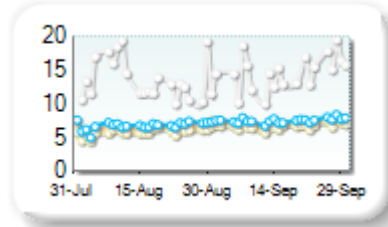
Market share is based on on-book value traded during continuous trading. The share is calculated by averaging over all stocks in the index. The current value shown is for last week and the change is relative to the previous week.

Spreads

At touch

Rank	Venue	Spread (bps)	Change
1	CEUX	6.69	+0.91
2	XMAD	7.10	+0.82
3	AQEU	7.50	+0.76
4	TQEX	15.52	+1.25

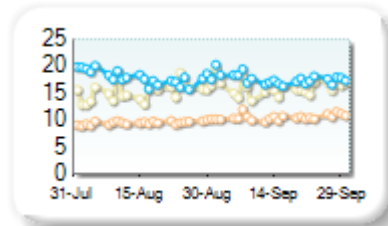
Monthly Spread Trend



25k EUR deal

Rank	Venue	Spread (bps)	Change
1	XMAD	10.54	+1.01
2	CEUX	15.94	+0.72
3	AQEU	17.57	-0.29
4	TQEX	65.63	-5.23

Monthly Spread Trend



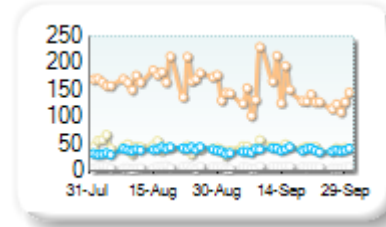
Spreads measure the bid to offer spread of the best visible orders in the book. The result is averaged over the stocks in the index and is based on measurements of the order books every 30 seconds. The value for the spread is quoted in basis points (0.01%).

Book Depths

10BPS Depth (top of book)

Rank	Venue	Depth (1K EUR)	Change
1	XMAD	143.6	-26.7
2	CEUX	42.9	-2.6
3	AQEU	38.8	-0.3
4	TQEX	7.7	-0.1

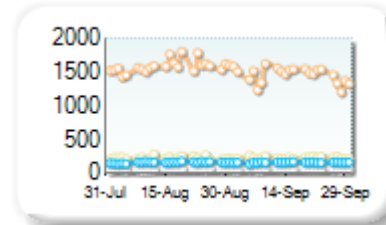
Monthly Depth Trend



50BPS Depth (deeper into book)

Rank	Venue	Depth (1K EUR)	Change
1	XMAD	1,451.8	-128.5
2	CEUX	232.3	+2.1
3	AQEU	159.9	-0.5
4	TQEX	56.7	-1.4
5	CHIX	0.3	+0.0

Monthly Depth Trend



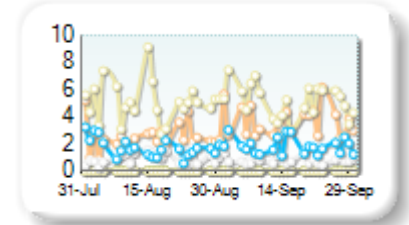
Market depth measures the amount of visible liquidity (bids and offers) in the order book within 10 or 50 BPS of mid price. The result is averaged over the stocks in the index and is based on measurements of the order book every 30 seconds. This is quoted in '000s of EUR.

Best Prices

At touch

Rank	Venue	Best Price (%)	Change
1	CEUX	5.13	-0.19
2	XMAD	3.67	+1.85
3	AQEU	1.84	+0.09
4	TQEX	0.82	-0.06
5	CHIX	0.00	+0.00
6	TRQX	0.00	+0.00
7	BATE	0.00	+0.00
8	AQXE	0.00	+0.00

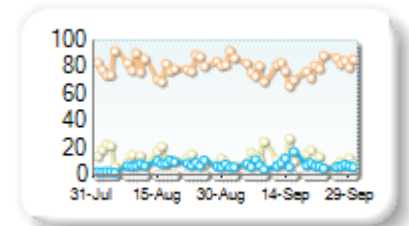
Best Prices Trend



25k EUR deal

Rank	Venue	Best Price (%)	Change
1	XMAD	79.62	-0.76
2	CEUX	12.11	+0.06
3	AQEU	7.80	+0.75
4	TQEX	0.03	+0.02
5	CHIX	0.00	+0.00
6	TRQX	0.00	+0.00
7	BATE	0.00	+0.00
8	AQXE	0.00	+0.00

Best Prices Trend

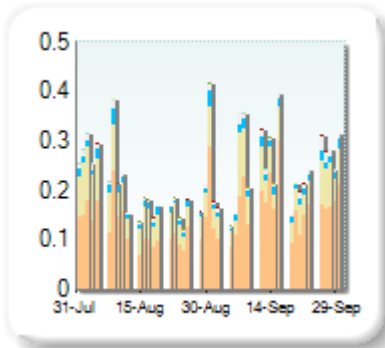


Best Price % measures how often each venue posts an absolute best price (no ties) for stocks. The result is averaged over the stocks in the index and is based on measurements of the order book every 5 seconds.

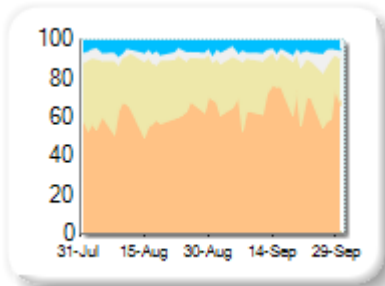
Market Share

Rank	Venue	Market Share	Change
1	XMAD	65.38%	+5.19
2	CEUX	24.16%	-5.20
3	AQEU	5.46%	-0.53
4	TQEX	4.87%	+0.58
5	BATE	0.06%	-0.04
6	CHIX	0.06%	+0.04
7	TRQX	0.01%	-0.03
8	AQXE	0.00%	0.00

Volume Trend



Market Share Trend



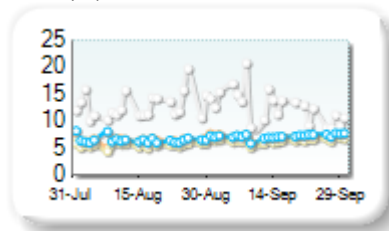
Market share is based on on-book value traded during continuous trading. The share is calculated by averaging over all stocks in the index. The current value shown is for last week and the change is relative to the previous week.

Spreads

At touch

Rank	Venue	Spread (bps)	Change
1	CEUX	6.46	+0.82
2	XMAD	7.09	+0.64
3	AQEU	7.21	+0.66
4	TQEX	13.22	+0.32

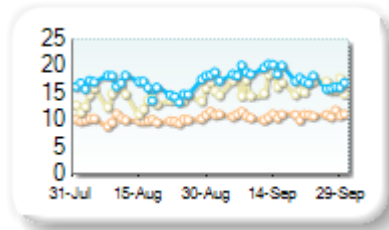
Monthly Spread Trend



25k EUR deal

Rank	Venue	Spread (bps)	Change
1	XMAD	10.84	+0.77
2	CEUX	16.22	+2.29
3	AQEU	18.01	+1.67
4	TQEX	68.88	+4.82

Monthly Spread Trend



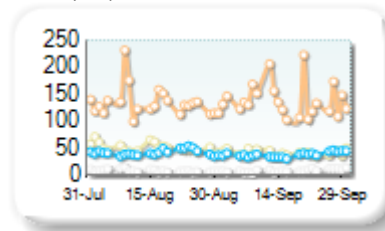
Spreads measure the bid to offer spread of the best visible orders in the book. The result is averaged over the stocks in the index and is based on measurements of the order books every 30 seconds. The value for the spread is quoted in basis points (0.01%).

Book Depths

10BPS Depth (top of book)

Rank	Venue	Depth (1K EUR)	Change
1	XMAD	139.0	+5.1
2	CEUX	41.1	-9.5
3	AQEU	38.3	-4.0
4	TQEX	8.9	+0.2

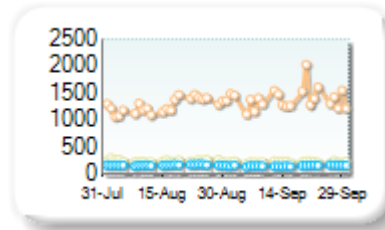
Monthly Depth Trend



50BPS Depth (deeper into book)

Rank	Venue	Depth (1K EUR)	Change
1	XMAD	1,393.7	+122.2
2	CEUX	229.8	-18.3
3	AQEU	157.5	-11.8
4	TQEX	59.7	+2.4

Monthly Depth Trend



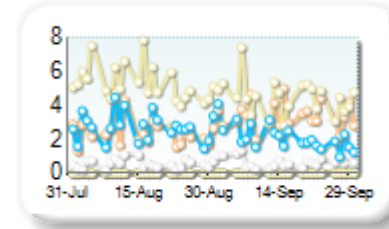
Market depth measures the amount of visible liquidity (bids and offers) in the order book within 10 or 50 BPS of mid price. The result is averaged over the stocks in the index and is based on measurements of the order book every 30 seconds. This is quoted in '000s of EUR.

Best Prices

At touch

Rank	Venue	Best Price (%)	Change
1	CEUX	4.45	-0.50
2	XMAD	3.38	+1.40
3	AQEU	2.10	-0.83
4	TQEX	0.69	+0.21
5	CHIX	0.00	+0.00
6	TRQX	0.00	+0.00
7	BATE	0.00	+0.00
8	AQXE	0.00	+0.00

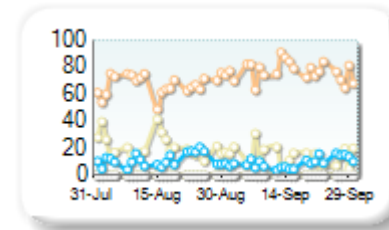
Best Prices Trend



25k EUR deal

Rank	Venue	Best Price (%)	Change
1	XMAD	76.72	+9.58
2	CEUX	13.43	-7.29
3	AQEU	9.42	-1.93
4	TQEX	0.02	+0.01
5	CHIX	0.00	+0.00
6	TRQX	0.00	+0.00
7	BATE	0.00	+0.00
8	AQXE	0.00	+0.00

Best Prices Trend

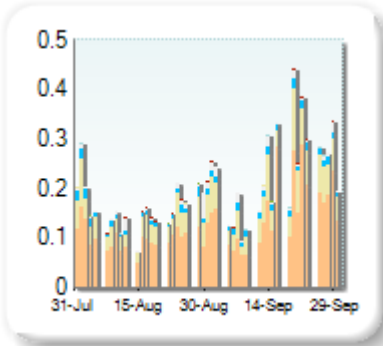


Best Price % measures how often each venue posts an absolute best price (no ties) for stocks. The result is averaged over the stocks in the index and is based on measurements of the order book every 5 seconds.

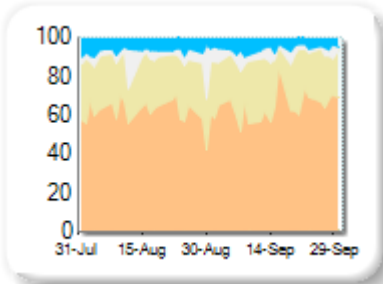
Market Share

Rank	Venue	Market Share	Change
1	XMAD	65.21%	+4.51
2	CEUX	24.91%	-1.35
3	AQEU	5.26%	-1.82
4	TQEX	4.49%	-1.30
5	TRQX	0.06%	+0.02
6	CHIX	0.05%	+0.02
7	BATE	0.03%	-0.06
8	AQXE	0.00%	-0.02

Volume Trend



Market Share Trend



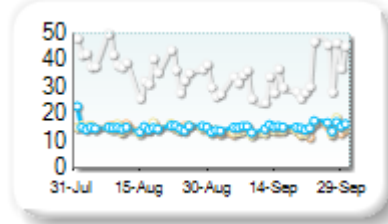
Market share is based on on-book value traded during continuous trading. The share is calculated by averaging over all stocks in the index. The current value shown is for last week and the change is relative to the previous week.

Spreads

At touch

Rank	Venue	Spread (bps)	Change
1	XMAD	13.67	-1.23
2	CEUX	14.25	-0.44
3	AQEU	15.17	+0.03
4	TQEX	33.22	-4.17

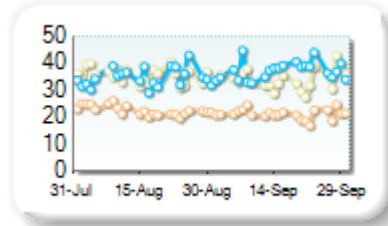
Monthly Spread Trend



25k EUR deal

Rank	Venue	Spread (bps)	Change
1	XMAD	21.14	-1.32
2	CEUX	33.82	-1.51
3	AQEU	37.17	+2.58

Monthly Spread Trend



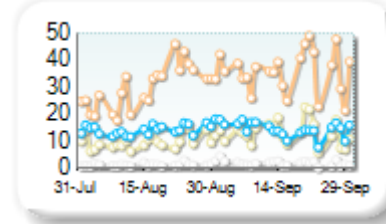
Spreads measure the bid to offer spread of the best visible orders in the book. The result is averaged over the stocks in the index and is based on measurements of the order books every 30 seconds. The value for the spread is quoted in basis points (0.01%).

Book Depths

10BPS Depth (top of book)

Rank	Venue	Depth (1K EUR)	Change
1	XMAD	35.9	+6.0
2	AQEU	14.4	+0.1
3	CEUX	13.3	+3.4
4	TQEX	1.9	+0.5

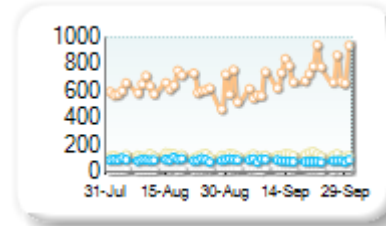
Monthly Depth Trend



50BPS Depth (deeper into book)

Rank	Venue	Depth (1K EUR)	Change
1	XMAD	711.2	+82.6
2	CEUX	126.4	+2.1
3	AQEU	84.8	-7.7
4	TQEX	21.4	+1.3

Monthly Depth Trend



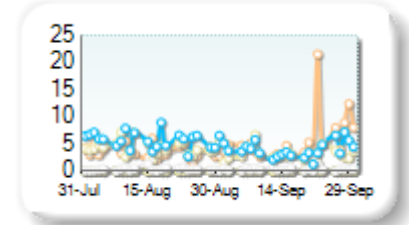
Market depth measures the amount of visible liquidity (bids and offers) in the order book within 10 or 50 BPS of mid price. The result is averaged over the stocks in the index and is based on measurements of the order book every 30 seconds. This is quoted in '000s of EUR.

Best Prices

At touch

Rank	Venue	Best Price (%)	Change
1	XMAD	5.65	+5.33
2	AQEU	3.93	-2.41
3	CEUX	3.08	-1.49
4	TQEX	0.38	-0.03
5	CHIX	0.00	0.00
6	TRQX	0.00	+0.00
7	BATE	0.00	+0.00
8	AQXE	0.00	+0.00

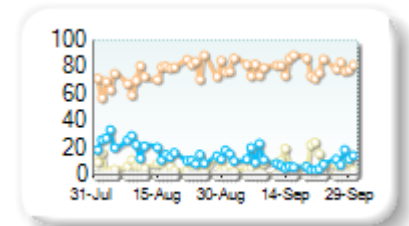
Best Prices Trend



25k EUR deal

Rank	Venue	Best Price (%)	Change
1	XMAD	79.67	+4.90
2	AQEU	10.42	-7.58
3	CEUX	9.26	+2.37
4	TQEX	0.00	+0.00
5	CHIX	0.00	+0.00
6	TRQX	0.00	+0.00
7	BATE	0.00	+0.00
8	AQXE	0.00	+0.00

Best Prices Trend

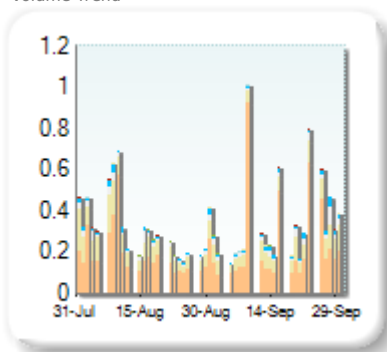


Best Price % measures how often each venue posts an absolute best price (no ties) for stocks. The result is averaged over the stocks in the index and is based on measurements of the order book every 5 seconds.

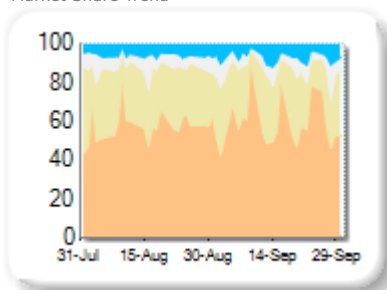
Market Share

Rank	Venue	Market Share	Change
1	XMAD	64.55%	+5.73
2	CEUX	22.74%	-5.75
3	AQEU	6.35%	+0.73
4	TQEX	6.26%	-0.74
5	BATE	0.06%	+0.01
6	CHIX	0.03%	+0.02
7	TRQX	0.01%	+0.01
8	AQXE	0.00%	0.00

Volume Trend



Market Share Trend



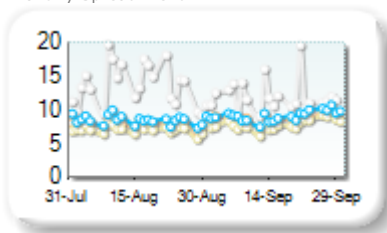
Market share is based on on-book value traded during continuous trading. The share is calculated by averaging over all stocks in the index. The current value shown is for last week and the change is relative to the previous week.

Spreads

At touch

Rank	Venue	Spread (bps)	Change
1	CEUX	7.87	+0.75
2	XMAD	8.79	+0.75
3	AQEU	9.09	+0.62
4	TQEX	11.88	-1.72

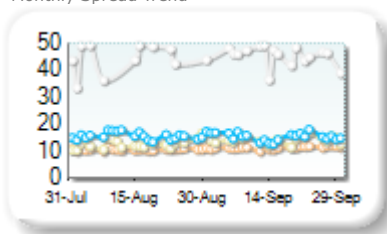
Monthly Spread Trend



25k EUR deal

Rank	Venue	Spread (bps)	Change
1	XMAD	11.38	+0.71
2	CEUX	14.20	+1.31
3	AQEU	15.30	-0.37
4	TQEX	49.36	-2.30

Monthly Spread Trend



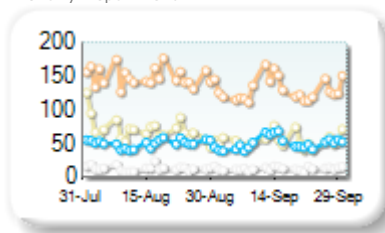
Spreads measure the bid to offer spread of the best visible orders in the book. The result is averaged over the stocks in the index and is based on measurements of the order books every 30 seconds. The value for the spread is quoted in basis points (0.01%).

Book Depths

10BPS Depth (top of book)

Rank	Venue	Depth (1K EUR)	Change
1	XMAD	128.9	-19.2
2	CEUX	53.9	-15.4
3	AQEU	50.5	+0.7
4	TQEX	12.8	-0.7

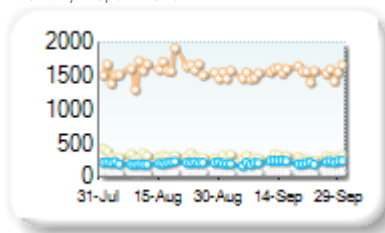
Monthly Depth Trend



50BPS Depth (deeper into book)

Rank	Venue	Depth (1K EUR)	Change
1	XMAD	1,541.3	-42.6
2	CEUX	293.7	-22.6
3	AQEU	218.8	+8.0
4	TQEX	76.5	+2.6
5	CHIX	0.0	+0.0

Monthly Depth Trend



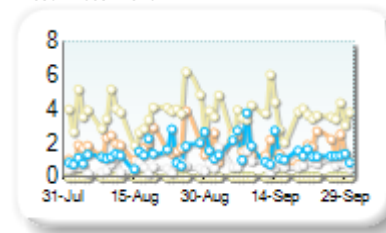
Market depth measures the amount of visible liquidity (bids and offers) in the order book within 10 or 50 BPS of mid price. The result is averaged over the stocks in the index and is based on measurements of the order book every 30 seconds. This is quoted in '000s of EUR.

Best Prices

At touch

Rank	Venue	Best Price (%)	Change
1	CEUX	3.71	-0.49
2	XMAD	1.65	-0.15
3	AQEU	1.51	+0.03
4	TQEX	0.84	+0.30
5	CHIX	0.00	+0.00
6	TRQX	0.00	+0.00
7	BATE	0.00	+0.00
8	AQXE	0.00	+0.00

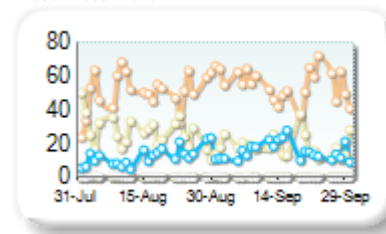
Best Prices Trend



25k EUR deal

Rank	Venue	Best Price (%)	Change
1	XMAD	54.30	+2.90
2	CEUX	18.69	-7.39
3	AQEU	15.56	+3.28
4	TQEX	0.25	-0.31
5	CHIX	0.00	+0.00
6	TRQX	0.00	+0.00
7	BATE	0.00	+0.00
8	AQXE	0.00	+0.00

Best Prices Trend

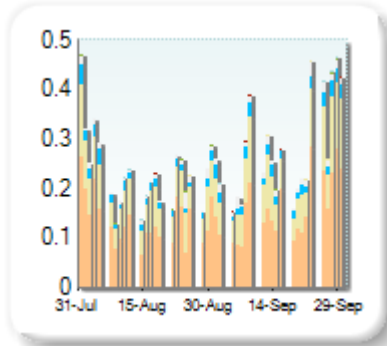


Best Price % measures how often each venue posts an absolute best price (no ties) for stocks. The result is averaged over the stocks in the index and is based on measurements of the order book every 5 seconds.

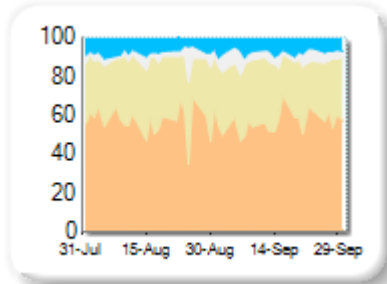
Market Share

Rank	Venue	Market Share	Change
1	XMAD	56.56%	-0.97
2	CEUX	30.64%	+0.02
3	AQEU	7.35%	-0.01
4	TQEX	5.27%	+0.97
5	CHIX	0.10%	+0.10
6	BATE	0.03%	-0.10
7	TRQX	0.03%	-0.01
8	AQXE	0.02%	+0.02

Volume Trend



Market Share Trend



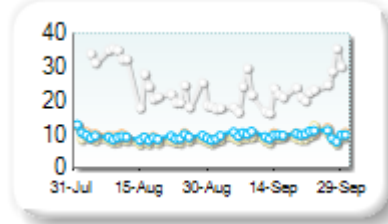
Market share is based on on-book value traded during continuous trading. The share is calculated by averaging over all stocks in the index. The current value shown is for last week and the change is relative to the previous week.

Spreads

At touch

Rank	Venue	Spread (bps)	Change
1	CEUX	8.91	+0.59
2	XMAD	9.64	+0.30
3	AQEU	9.86	+0.59
4	TQEX	23.25	-5.04

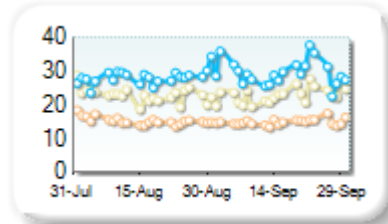
Monthly Spread Trend



25k EUR deal

Rank	Venue	Spread (bps)	Change
1	XMAD	14.85	-0.37
2	CEUX	22.93	+0.17
3	AQEU	29.31	+1.29
4	TQEX	92.21	-9.87

Monthly Spread Trend



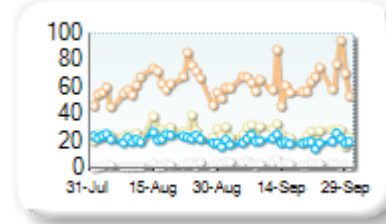
Spreads measure the bid to offer spread of the best visible orders in the book. The result is averaged over the stocks in the index and is based on measurements of the order books every 30 seconds. The value for the spread is quoted in basis points (0.01%).

Book Depths

10BPS Depth (top of book)

Rank	Venue	Depth (1K EUR)	Change
1	XMAD	64.6	+3.3
2	CEUX	25.8	-0.5
3	AQEU	20.1	-1.7
4	TQEX	3.6	+1.2

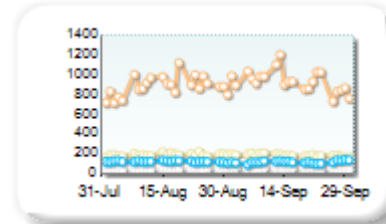
Monthly Depth Trend



50BPS Depth (deeper into book)

Rank	Venue	Depth (1K EUR)	Change
1	XMAD	935.2	+50.7
2	CEUX	185.6	-4.0
3	AQEU	115.9	-4.7
4	TQEX	46.2	+4.8

Monthly Depth Trend



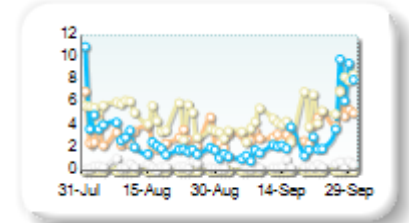
Market depth measures the amount of visible liquidity (bids and offers) in the order book within 10 or 50 BPS of mid price. The result is averaged over the stocks in the index and is based on measurements of the order book every 30 seconds. This is quoted in '000s of EUR.

Best Prices

At touch

Rank	Venue	Best Price (%)	Change
1	CEUX	5.00	-0.31
2	XMAD	3.66	+1.20
3	AQEU	3.16	+0.56
4	TQEX	0.52	+0.08
5	CHIX	0.00	+0.00
6	TRQX	0.00	+0.00
7	BATE	0.00	+0.00
8	AQXE	0.00	+0.00

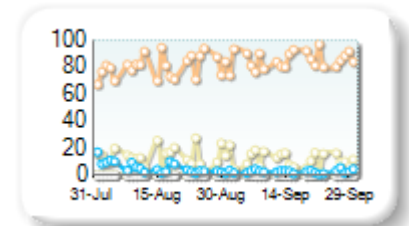
Best Prices Trend



25k EUR deal

Rank	Venue	Best Price (%)	Change
1	XMAD	85.05	+4.80
2	CEUX	11.75	-2.16
3	AQEU	2.79	-2.91
4	TQEX	0.03	+0.03
5	CHIX	0.00	+0.00
6	TRQX	0.00	+0.00
7	BATE	0.00	+0.00
8	AQXE	0.00	+0.00

Best Prices Trend

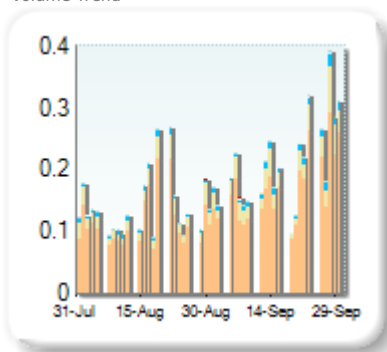


Best Price % measures how often each venue posts an absolute best price (no ties) for stocks. The result is averaged over the stocks in the index and is based on measurements of the order book every 5 seconds.

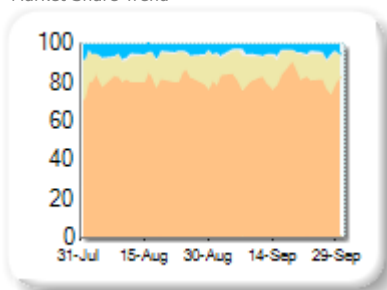
Market Share

Rank	Venue	Market Share	Change
1	XMAD	80.58%	-0.50
2	CEUX	13.89%	+0.53
3	AQEU	4.19%	-0.33
4	TQEX	1.27%	+0.31
5	TRQX	0.05%	-0.02
6	CHIX	0.01%	+0.01
7	BATE	0.00%	+0.00
8	AQXE	0.00%	+0.00

Volume Trend



Market Share Trend



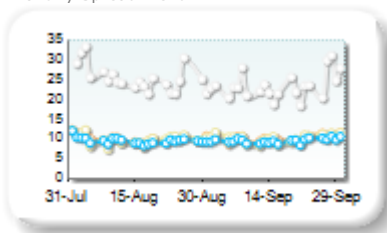
Market share is based on on-book value traded during continuous trading. The share is calculated by averaging over all stocks in the index. The current value shown is for last week and the change is relative to the previous week.

Spreads

At touch

Rank	Venue	Spread (bps)	Change
1	AQEU	9.54	+0.01
2	XMAD	10.16	+0.17
3	CEUX	10.16	+0.22
4	TQEX	23.52	-3.38

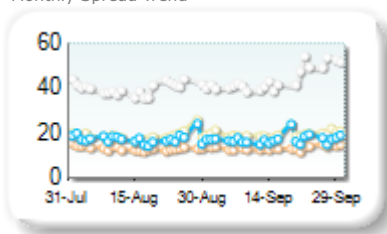
Monthly Spread Trend



25k EUR deal

Rank	Venue	Spread (bps)	Change
1	XMAD	13.60	+0.28
2	AQEU	17.23	-0.22
3	CEUX	19.52	+0.75
4	TQEX	44.20	+4.38

Monthly Spread Trend



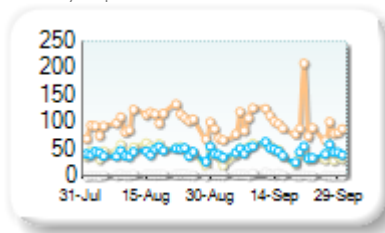
Spreads measure the bid to offer spread of the best visible orders in the book. The result is averaged over the stocks in the index and is based on measurements of the order books every 30 seconds. The value for the spread is quoted in basis points (0.01%).

Book Depths

10BPS Depth (top of book)

Rank	Venue	Depth (1K EUR)	Change
1	XMAD	96.8	-3.3
2	AQEU	45.0	+1.1
3	CEUX	41.2	-5.7
4	TRQX	11.1	0.0
5	TQEX	3.3	+0.1

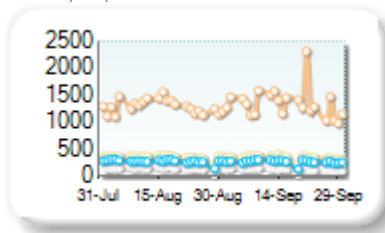
Monthly Depth Trend



50BPS Depth (deeper into book)

Rank	Venue	Depth (1K EUR)	Change
1	XMAD	1,344.0	+51.1
2	CEUX	350.2	-10.3
3	AQEU	270.2	-8.6
4	TQEX	126.7	-16.6
5	TRQX	6.2	-0.1

Monthly Depth Trend



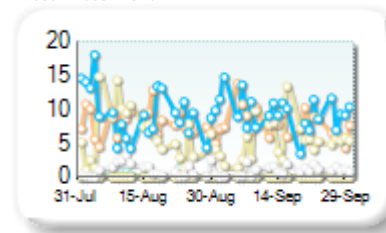
Market depth measures the amount of visible liquidity (bids and offers) in the order book within 10 or 50 BPS of mid price. The result is averaged over the stocks in the index and is based on measurements of the order book every 30 seconds. This is quoted in '000s of EUR.

Best Prices

At touch

Rank	Venue	Best Price (%)	Change
1	AQEU	9.50	+1.15
2	XMAD	7.91	+1.06
3	CEUX	5.33	-3.10
4	TQEX	1.02	-0.62
5	TRQX	0.06	-0.27
6	CHIX	0.00	+0.00
7	BATE	0.00	+0.00
8	AQXE	0.00	+0.00

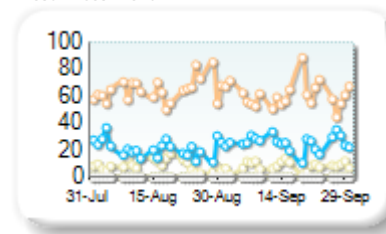
Best Prices Trend



25k EUR deal

Rank	Venue	Best Price (%)	Change
1	XMAD	60.68	-3.77
2	AQEU	25.43	+4.03
3	CEUX	8.33	-0.68
4	TQEX	0.02	+0.02
5	TRQX	0.00	+0.00
6	CHIX	0.00	+0.00
7	BATE	0.00	+0.00
8	AQXE	0.00	+0.00

Best Prices Trend

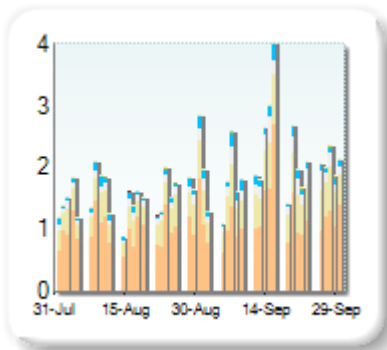


Best Price % measures how often each venue posts an absolute best price (no ties) for stocks. The result is averaged over the stocks in the index and is based on measurements of the order book every 5 seconds.

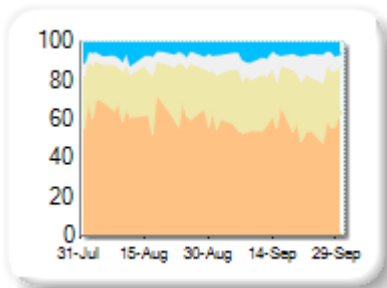
Market Share

Rank	Venue	Market Share	Change
1	XMAD	56.34%	-7.04
2	CEUX	26.94%	+3.61
3	TQEX	9.64%	+3.32
4	AQEU	6.81%	+0.06
5	BATE	0.12%	-0.02
6	CHIX	0.07%	+0.02
7	TRQX	0.06%	+0.03
8	AQXE	0.02%	+0.01

Volume Trend



Market Share Trend



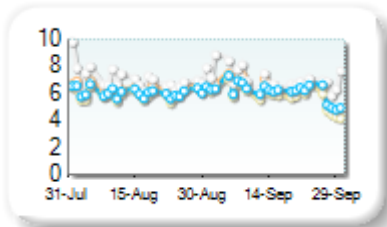
Market share is based on on-book value traded during continuous trading. The share is calculated by averaging over all stocks in the index. The current value shown is for last week and the change is relative to the previous week.

Spreads

At touch

Rank	Venue	Spread (bps)	Change
1	CEUX	5.84	-0.10
2	AQEU	6.13	+0.07
3	XMAD	6.16	-0.06
4	TQEX	7.03	-0.05
5	BATE	63.86	+1.79
6	CHIX	78.75	-17.42
7	AQXE	496.91	-4.09
8	TRQX	501.00	+0.00

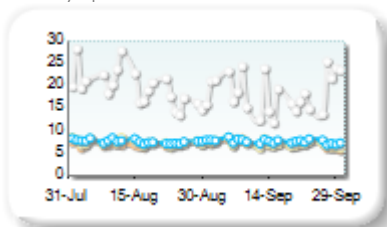
Monthly Spread Trend



25k EUR deal

Rank	Venue	Spread (bps)	Change
1	XMAD	7.14	-0.01
2	CEUX	7.22	-0.26
3	AQEU	7.72	-0.02
4	TQEX	18.69	-1.24

Monthly Spread Trend



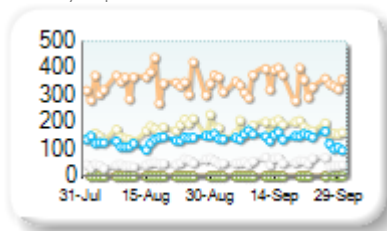
Spreads measure the bid to offer spread of the best visible orders in the book. The result is averaged over the stocks in the index and is based on measurements of the order books every 30 seconds. The value for the spread is quoted in basis points (0.01%).

Book Depths

10BPS Depth (top of book)

Rank	Venue	Depth (1K EUR)	Change
1	XMAD	344.6	+1.8
2	CEUX	176.0	+8.6
3	AQEU	140.9	+9.8
4	TQEX	52.2	+4.8
5	AQXE	0.0	+0.0

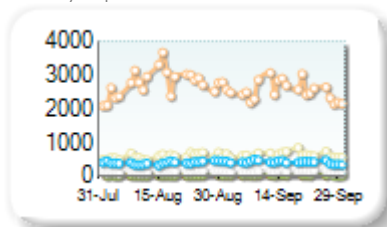
Monthly Depth Trend



50BPS Depth (deeper into book)

Rank	Venue	Depth (1K EUR)	Change
1	XMAD	2,521.8	-233.8
2	CEUX	627.3	+40.2
3	AQEU	418.2	+17.7
4	TQEX	146.4	+8.2
5	BATE	43.8	+8.0
6	CHIX	36.2	+7.9
7	AQXE	0.0	+0.0

Monthly Depth Trend



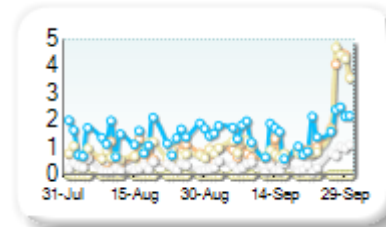
Market depth measures the amount of visible liquidity (bids and offers) in the order book within 10 or 50 BPS of mid price. The result is averaged over the stocks in the index and is based on measurements of the order book every 30 seconds. This is quoted in '000s of EUR.

Best Prices

At touch

Rank	Venue	Best Price (%)	Change
1	AQEU	1.59	+0.14
2	CEUX	1.54	+0.74
3	XMAD	1.46	+0.84
4	TQEX	0.43	+0.17
5	CHIX	0.00	+0.00
6	TRQX	0.00	+0.00
7	BATE	0.00	+0.00
8	AQXE	0.00	0.00

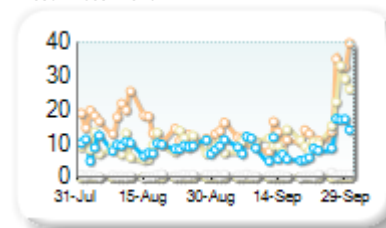
Best Prices Trend



25k EUR deal

Rank	Venue	Best Price (%)	Change
1	XMAD	16.09	+0.79
2	CEUX	13.41	+4.14
3	AQEU	9.50	+0.58
4	TQEX	0.68	+0.07
5	TRQX	0.00	+0.00
6	CHIX	0.00	+0.00
7	BATE	0.00	+0.00
8	AQXE	0.00	+0.00

Best Prices Trend

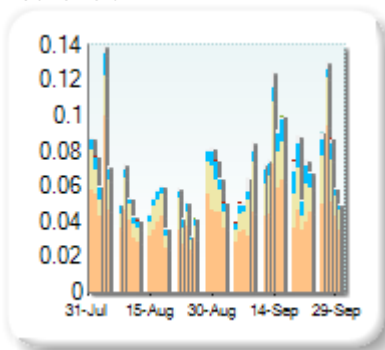


Best Price % measures how often each venue posts an absolute best price (no ties) for stocks. The result is averaged over the stocks in the index and is based on measurements of the order book every 5 seconds.

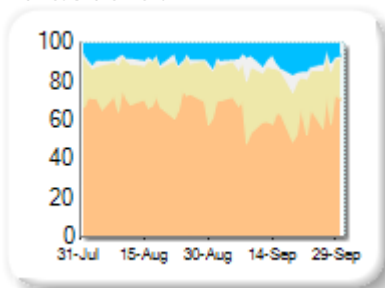
Market Share

Rank	Venue	Market Share	Change
1	XMAD	61.39%	-6.73
2	CEUX	24.57%	+3.36
3	AQEU	9.65%	+1.18
4	TQEX	4.32%	+2.13
5	TRQX	0.05%	+0.04
6	CHIX	0.02%	+0.02
7	BATE	0.01%	+0.00

Volume Trend



Market Share Trend



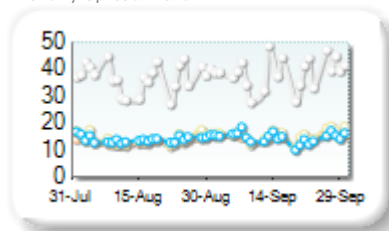
Market share is based on on-book value traded during continuous trading. The share is calculated by averaging over all stocks in the index. The current value shown is for last week and the change is relative to the previous week.

Spreads

At touch

Rank	Venue	Spread (bps)	Change
1	XMAD	14.58	+1.32
2	AQEU	14.72	+0.64
3	CEUX	15.63	+1.48
4	TQEX	39.39	+2.31

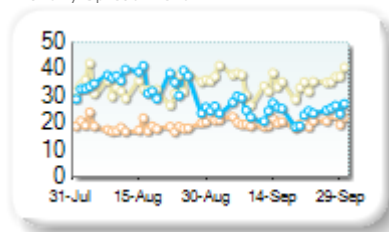
Monthly Spread Trend



25k EUR deal

Rank	Venue	Spread (bps)	Change
1	XMAD	20.38	+1.45
2	AQEU	24.68	-9.02
3	CEUX	35.03	+1.53

Monthly Spread Trend



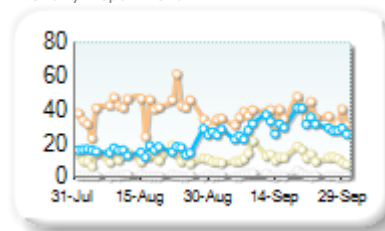
Spreads measure the bid to offer spread of the best visible orders in the book. The result is averaged over the stocks in the index and is based on measurements of the order books every 30 seconds. The value for the spread is quoted in basis points (0.01%).

Book Depths

10BPS Depth (top of book)

Rank	Venue	Depth (1K EUR)	Change
1	XMAD	36.8	-3.1
2	AQEU	29.9	+12.7
3	CEUX	12.1	+0.5
4	TQEX	1.4	+0.3

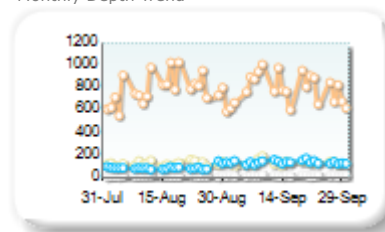
Monthly Depth Trend



50BPS Depth (deeper into book)

Rank	Venue	Depth (1K EUR)	Change
1	XMAD	797.9	+14.7
2	AQEU	142.1	+46.0
3	CEUX	135.4	+5.5
4	TQEX	25.6	+2.6

Monthly Depth Trend



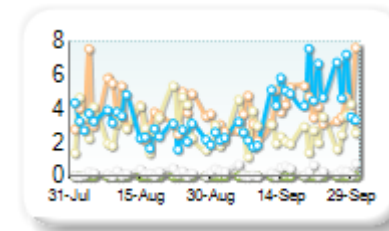
Market depth measures the amount of visible liquidity (bids and offers) in the order book within 10 or 50 BPS of mid price. The result is averaged over the stocks in the index and is based on measurements of the order book every 30 seconds. This is quoted in '000s of EUR.

Best Prices

At touch

Rank	Venue	Best Price (%)	Change
1	AQEU	4.26	+2.06
2	XMAD	3.95	+1.47
3	CEUX	2.61	-0.49
4	TQEX	0.29	+0.15
5	CHIX	0.00	+0.00
6	TRQX	0.00	+0.00
7	BATE	0.00	+0.00

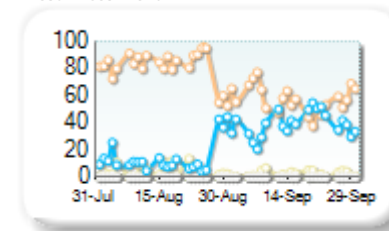
Best Prices Trend



25k EUR deal

Rank	Venue	Best Price (%)	Change
1	XMAD	57.22	-23.80
2	AQEU	38.65	+24.62
3	CEUX	2.42	-2.02
4	TQEX	0.02	+0.02
5	CHIX	0.00	+0.00
6	TRQX	0.00	+0.00
7	BATE	0.00	+0.00

Best Prices Trend

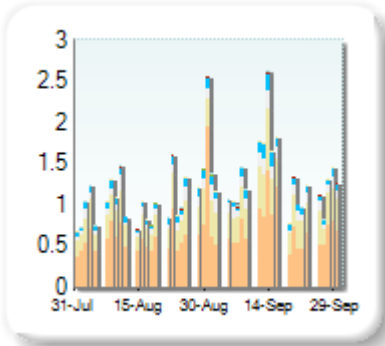


Best Price % measures how often each venue posts an absolute best price (no ties) for stocks. The result is averaged over the stocks in the index and is based on measurements of the order book every 5 seconds.

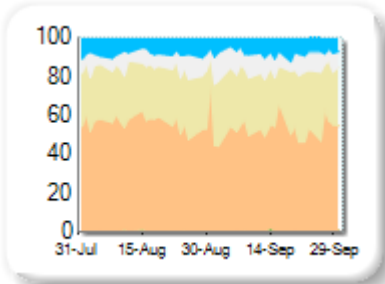
Market Share

Rank	Venue	Market Share	Change
1	XMAD	52.65%	-4.87
2	CEUX	29.15%	+2.73
3	TQEX	9.63%	+1.96
4	AQEU	8.16%	+0.08
5	BATE	0.17%	-0.02
6	CHIX	0.13%	+0.06
7	TRQX	0.09%	+0.04
8	AQXE	0.02%	+0.01

Volume Trend



Market Share Trend



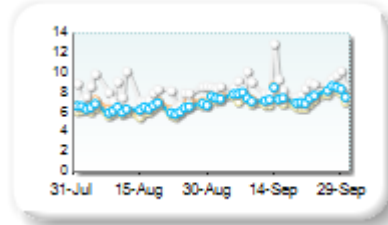
Market share is based on on-book value traded during continuous trading. The share is calculated by averaging over all stocks in the index. The current value shown is for last week and the change is relative to the previous week.

Spreads

At touch

Rank	Venue	Spread (bps)	Change
1	CEUX	7.24	+1.08
2	AQEU	7.63	+1.18
3	XMAD	7.68	+1.03
4	TQEX	8.96	+0.91
5	AQXE	501.00	+0.31

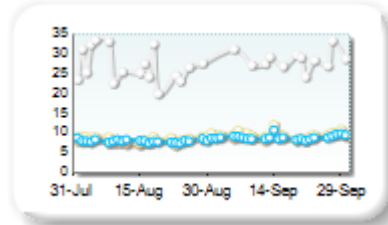
Monthly Spread Trend



25k EUR deal

Rank	Venue	Spread (bps)	Change
1	XMAD	8.87	+1.14
2	AQEU	8.88	+0.92
3	CEUX	9.62	+1.09
4	TQEX	33.09	+3.05

Monthly Spread Trend



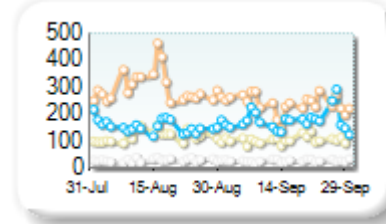
Spreads measure the bid to offer spread of the best visible orders in the book. The result is averaged over the stocks in the index and is based on measurements of the order books every 30 seconds. The value for the spread is quoted in basis points (0.01%).

Book Depths

10BPS Depth (top of book)

Rank	Venue	Depth (1K EUR)	Change
1	XMAD	238.0	-59.7
2	AQEU	177.3	+20.9
3	CEUX	106.6	-13.1
4	TQEX	28.3	-2.2

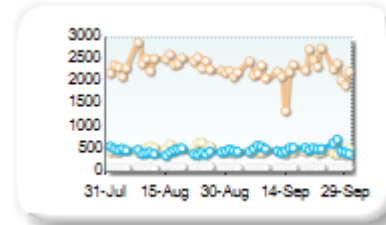
Monthly Depth Trend



50BPS Depth (deeper into book)

Rank	Venue	Depth (1K EUR)	Change
1	XMAD	2,243.8	-151.5
2	AQEU	515.8	+52.4
3	CEUX	455.2	-63.3
4	TQEX	108.3	-6.4
5	CHIX	21.8	+1.0
6	BATE	0.7	+0.0

Monthly Depth Trend



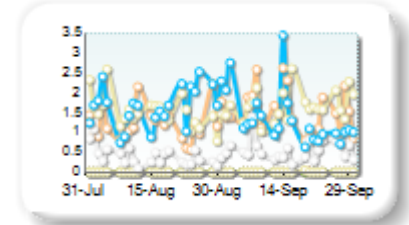
Market depth measures the amount of visible liquidity (bids and offers) in the order book within 10 or 50 BPS of mid price. The result is averaged over the stocks in the index and is based on measurements of the order book every 30 seconds. This is quoted in '000s of EUR.

Best Prices

At touch

Rank	Venue	Best Price (%)	Change
1	CEUX	1.68	+0.36
2	XMAD	1.53	+0.63
3	AQEU	1.33	-0.23
4	TQEX	0.56	+0.26
5	AQXE	0.00	+0.00
6	CHIX	0.00	+0.00
7	TRQX	0.00	+0.00
8	BATE	0.00	+0.00

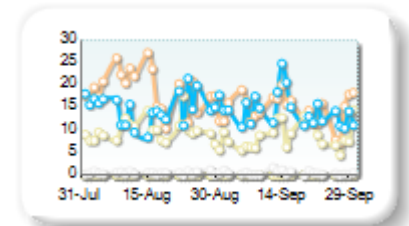
Best Prices Trend



25k EUR deal

Rank	Venue	Best Price (%)	Change
1	XMAD	14.54	-3.83
2	AQEU	14.27	-0.61
3	CEUX	8.80	-0.99
4	TQEX	0.55	-0.01
5	CHIX	0.00	0.00
6	TRQX	0.00	+0.00
7	BATE	0.00	+0.00
8	AQXE	0.00	+0.00

Best Prices Trend

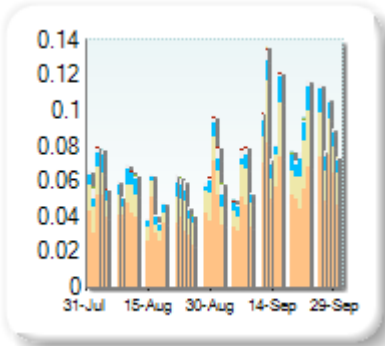


Best Price % measures how often each venue posts an absolute best price (no ties) for stocks. The result is averaged over the stocks in the index and is based on measurements of the order book every 5 seconds.

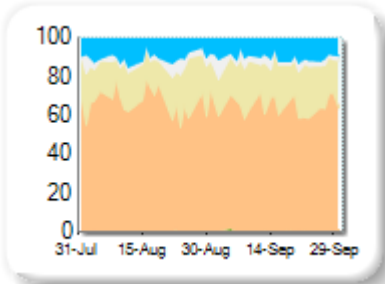
Market Share

Rank	Venue	Market Share	Change
1	XMAD	64.31%	-2.51
2	CEUX	21.86%	+2.68
3	AQEU	9.91%	-0.15
4	TQEX	3.68%	-0.16
5	BATE	0.11%	+0.01
6	CHIX	0.08%	+0.07
7	TRQX	0.05%	+0.05
8	AQXE	0.01%	+0.01

Volume Trend



Market Share Trend



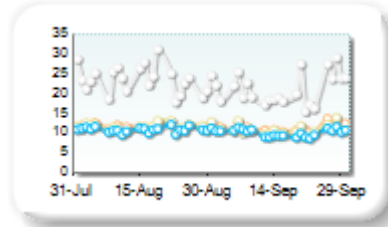
Market share is based on on-book value traded during continuous trading. The share is calculated by averaging over all stocks in the index. The current value shown is for last week and the change is relative to the previous week.

Spreads

At touch

Rank	Venue	Spread (bps)	Change
1	AQEU	10.02	-0.79
2	CEUX	10.73	-0.81
3	XMAD	11.20	-0.29
4	TQEX	21.13	-2.48

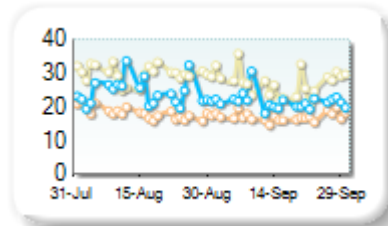
Monthly Spread Trend



25k EUR deal

Rank	Venue	Spread (bps)	Change
1	XMAD	17.00	-1.06
2	AQEU	21.44	-2.72
3	CEUX	26.96	-2.74
4	TQEX	111.59	+8.91

Monthly Spread Trend



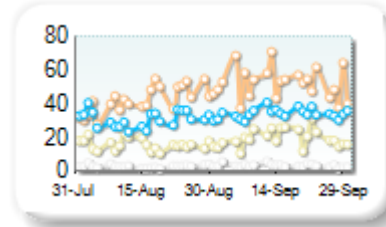
Spreads measure the bid to offer spread of the best visible orders in the book. The result is averaged over the stocks in the index and is based on measurements of the order books every 30 seconds. The value for the spread is quoted in basis points (0.01%).

Book Depths

10BPS Depth (top of book)

Rank	Venue	Depth (1K EUR)	Change
1	XMAD	52.2	+9.8
2	AQEU	34.2	+3.3
3	CEUX	19.8	+3.9
4	TQEX	3.5	+0.5

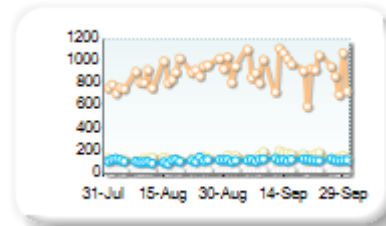
Monthly Depth Trend



50BPS Depth (deeper into book)

Rank	Venue	Depth (1K EUR)	Change
1	XMAD	914.7	+35.7
2	CEUX	159.3	+21.8
3	AQEU	126.6	+6.4
4	TQEX	31.8	+1.0

Monthly Depth Trend



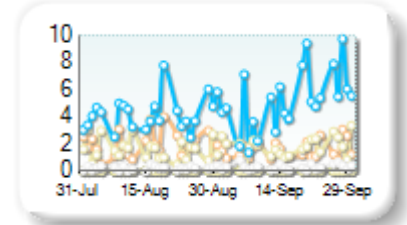
Market depth measures the amount of visible liquidity (bids and offers) in the order book within 10 or 50 BPS of mid price. The result is averaged over the stocks in the index and is based on measurements of the order book every 30 seconds. This is quoted in '000s of EUR.

Best Prices

At touch

Rank	Venue	Best Price (%)	Change
1	AQEU	5.20	+0.72
2	CEUX	1.82	+0.46
3	XMAD	1.55	-0.43
4	TQEX	0.30	+0.13
5	CHIX	0.01	+0.02
6	TRQX	0.00	+0.00
7	BATE	0.00	+0.00
8	AQXE	0.00	+0.00

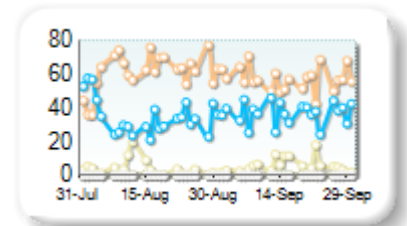
Best Prices Trend



25k EUR deal

Rank	Venue	Best Price (%)	Change
1	XMAD	56.86	-4.00
2	AQEU	36.68	+2.01
3	CEUX	5.43	+1.91
4	CHIX	0.00	+0.00
5	TRQX	0.00	+0.00
6	BATE	0.00	+0.00
7	AQXE	0.00	+0.00
8	TQEX	0.00	0.00

Best Prices Trend

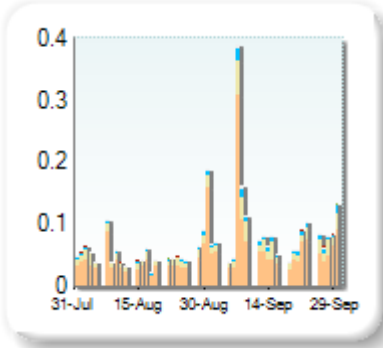


Best Price % measures how often each venue posts an absolute best price (no ties) for stocks. The result is averaged over the stocks in the index and is based on measurements of the order book every 5 seconds.

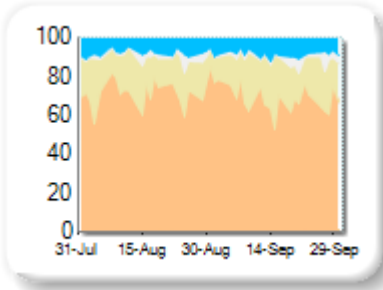
Market Share

Rank	Venue	Market Share	Change
1	XMAD	69.71%	-3.39
2	CEUX	19.79%	+2.62
3	AQEU	7.96%	+0.63
4	TQEX	2.51%	+0.17
5	BATE	0.03%	-0.01
6	CHIX	0.01%	-0.02

Volume Trend



Market Share Trend



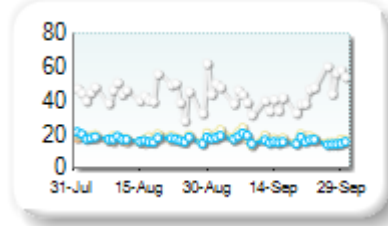
Market share is based on on-book value traded during continuous trading. The share is calculated by averaging over all stocks in the index. The current value shown is for last week and the change is relative to the previous week.

Spreads

At touch

Rank	Venue	Spread (bps)	Change
1	AQEU	16.37	-0.96
2	XMAD	16.59	-0.28
3	CEUX	17.83	-0.44
4	TQEX	43.76	-0.51

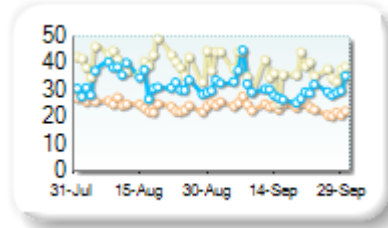
Monthly Spread Trend



25k EUR deal

Rank	Venue	Spread (bps)	Change
1	XMAD	23.69	-0.79
2	AQEU	30.82	-1.84
3	CEUX	37.52	-2.82

Monthly Spread Trend



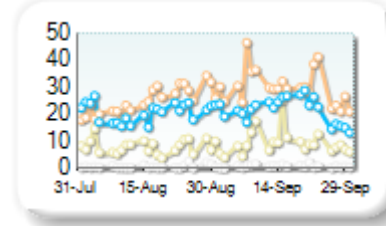
Spreads measure the bid to offer spread of the best visible orders in the book. The result is averaged over the stocks in the index and is based on measurements of the order books every 30 seconds. The value for the spread is quoted in basis points (0.01%).

Book Depths

10BPS Depth (top of book)

Rank	Venue	Depth (1K EUR)	Change
1	XMAD	30.0	+5.1
2	AQEU	21.5	+0.8
3	CEUX	9.4	+1.3
4	TQEX	0.9	+0.1

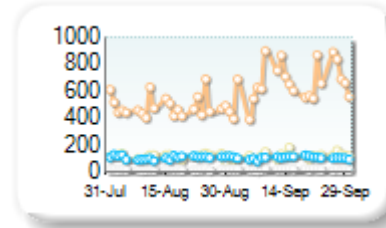
Monthly Depth Trend



50BPS Depth (deeper into book)

Rank	Venue	Depth (1K EUR)	Change
1	XMAD	660.4	+173.4
2	CEUX	121.8	+5.1
3	AQEU	107.8	-2.0
4	TQEX	21.3	+1.3

Monthly Depth Trend



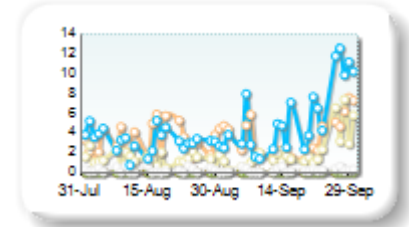
Market depth measures the amount of visible liquidity (bids and offers) in the order book within 10 or 50 BPS of mid price. The result is averaged over the stocks in the index and is based on measurements of the order book every 30 seconds. This is quoted in '000s of EUR.

Best Prices

At touch

Rank	Venue	Best Price (%)	Change
1	AQEU	5.67	+2.13
2	XMAD	3.49	+0.27
3	CEUX	2.13	+0.84
4	TQEX	0.22	+0.04
5	CHIX	0.00	+0.00
6	BATE	0.00	+0.00

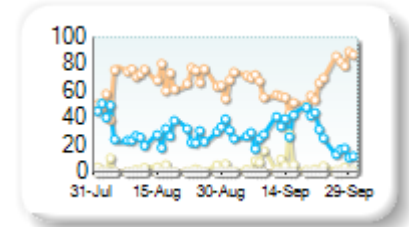
Best Prices Trend



25k EUR deal

Rank	Venue	Best Price (%)	Change
1	XMAD	66.25	+0.02
2	AQEU	28.40	-2.15
3	CEUX	4.74	+2.47
4	TQEX	0.00	0.00
5	CHIX	0.00	+0.00
6	BATE	0.00	+0.00

Best Prices Trend

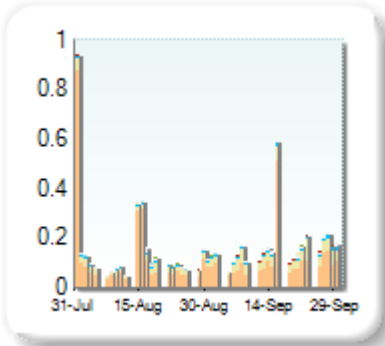


Best Price % measures how often each venue posts an absolute best price (no ties) for stocks. The result is averaged over the stocks in the index and is based on measurements of the order book every 5 seconds.

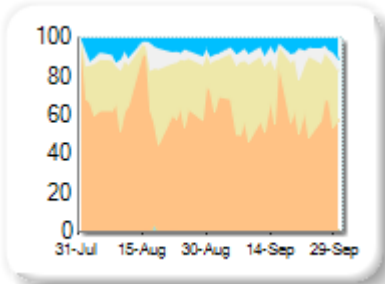
Market Share

Rank	Venue	Market Share	Change
1	XMAD	62.90%	-12.82
2	CEUX	26.05%	+10.42
3	AQEU	5.83%	+1.24
4	TQEX	5.18%	+1.27
5	CHIX	0.03%	+0.02
6	TRQX	0.01%	-0.12
7	BATE	0.01%	-0.02
8	AQXE	0.00%	0.00

Volume Trend



Market Share Trend



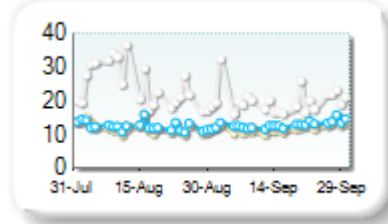
Market share is based on on-book value traded during continuous trading. The share is calculated by averaging over all stocks in the index. The current value shown is for last week and the change is relative to the previous week.

Spreads

At touch

Rank	Venue	Spread (bps)	Change
1	CEUX	11.96	+0.04
2	XMAD	12.53	+0.27
3	AQEU	12.89	+0.51
4	TQEX	19.98	-4.23

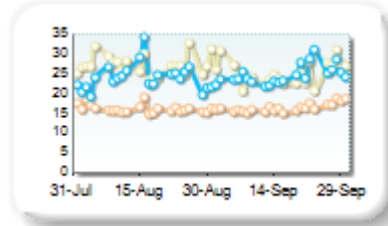
Monthly Spread Trend



25k EUR deal

Rank	Venue	Spread (bps)	Change
1	XMAD	16.44	+0.27
2	AQEU	24.74	+0.67
3	CEUX	25.20	-2.04

Monthly Spread Trend



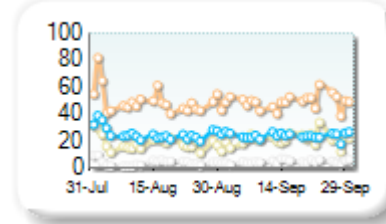
Spreads measure the bid to offer spread of the best visible orders in the book. The result is averaged over the stocks in the index and is based on measurements of the order books every 30 seconds. The value for the spread is quoted in basis points (0.01%).

Book Depths

10BPS Depth (top of book)

Rank	Venue	Depth (1K EUR)	Change
1	XMAD	49.2	-0.2
2	AQEU	24.1	-1.5
3	CEUX	21.5	+2.9
4	TQEX	5.0	+0.6

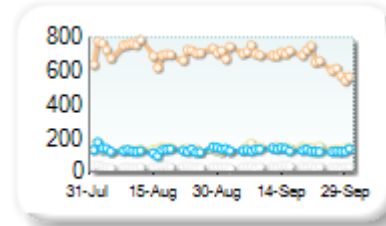
Monthly Depth Trend



50BPS Depth (deeper into book)

Rank	Venue	Depth (1K EUR)	Change
1	XMAD	673.8	-40.1
2	CEUX	142.2	+5.6
3	AQEU	130.6	-0.5
4	TQEX	32.2	-0.2

Monthly Depth Trend



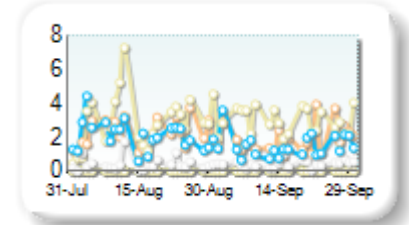
Market depth measures the amount of visible liquidity (bids and offers) in the order book within 10 or 50 BPS of mid price. The result is averaged over the stocks in the index and is based on measurements of the order book every 30 seconds. This is quoted in '000s of EUR.

Best Prices

At touch

Rank	Venue	Best Price (%)	Change
1	CEUX	2.93	-0.53
2	XMAD	1.86	-0.44
3	AQEU	1.47	-0.71
4	TQEX	0.43	+0.08
5	CHIX	0.00	+0.00
6	TRQX	0.00	+0.00
7	BATE	0.00	+0.00
8	AQXE	0.00	+0.00

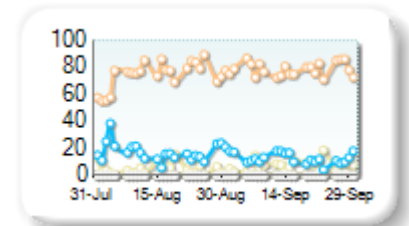
Best Prices Trend



25k EUR deal

Rank	Venue	Best Price (%)	Change
1	XMAD	78.26	+4.01
2	AQEU	12.49	-4.66
3	CEUX	6.97	+2.53
4	TQEX	0.01	+0.00
5	CHIX	0.00	+0.00
6	TRQX	0.00	+0.00
7	BATE	0.00	+0.00
8	AQXE	0.00	+0.00

Best Prices Trend

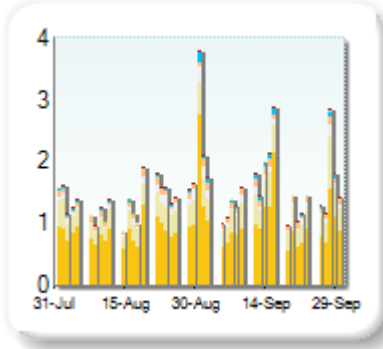


Best Price % measures how often each venue posts an absolute best price (no ties) for stocks. The result is averaged over the stocks in the index and is based on measurements of the order book every 5 seconds.

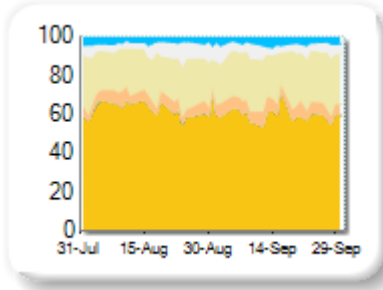
Market Share

Rank	Venue	Market Share	Change
1	ENXT	60.26%	-3.04
2	CEUX	24.60%	+2.80
3	XMAD	5.67%	+0.87
4	TQEX	5.49%	-0.95
5	AQEU	3.83%	+0.42
6	TRQX	0.06%	-0.05
7	CHIX	0.04%	+0.02
8	BATE	0.04%	-0.07
9	AQXE	0.00%	+0.00

Volume Trend



Market Share Trend

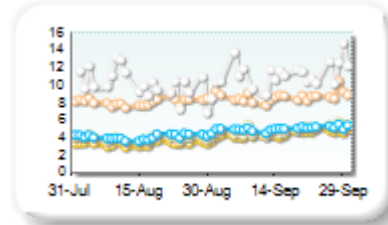


Spreads

At touch

Rank	Venue	Spread (bps)	Change
1	ENXT	4.51	+1.07
2	CEUX	4.98	+0.97
3	AQEU	5.13	+0.96
4	XMAD	8.78	+0.58
5	TQEX	11.64	+1.20
6	CHIX	112.03	+15.71

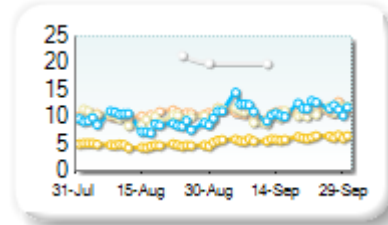
Monthly Spread Trend



25k EUR deal

Rank	Venue	Spread (bps)	Change
1	ENXT	6.01	+1.18
2	CEUX	10.82	+1.07
3	XMAD	10.97	+0.55
4	AQEU	11.54	+2.46
5	TQEX	24.44	-4.58

Monthly Spread Trend

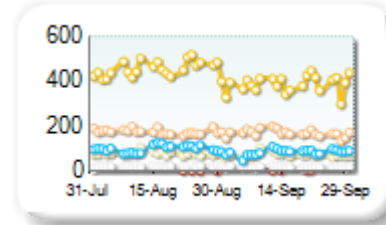


Book Depths

10BPS Depth (top of book)

Rank	Venue	Depth (1K EUR)	Change
1	ENXT	386.5	-66.3
2	XMAD	169.8	-6.7
3	AQEU	85.3	-14.6
4	CEUX	74.0	-7.1
5	TQEX	19.0	-2.2
6	CHIX	3.5	+1.9

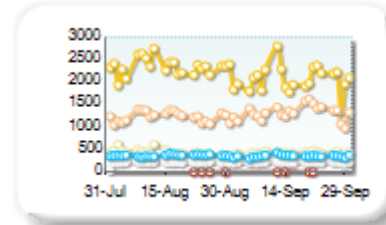
Monthly Depth Trend



50BPS Depth (deeper into book)

Rank	Venue	Depth (1K EUR)	Change
1	ENXT	2,050.5	-286.1
2	XMAD	1,321.4	+89.1
3	CEUX	429.2	-20.3
4	AQEU	359.1	-13.4
5	TQEX	219.9	+5.7
6	CHIX	3.7	+0.0

Monthly Depth Trend

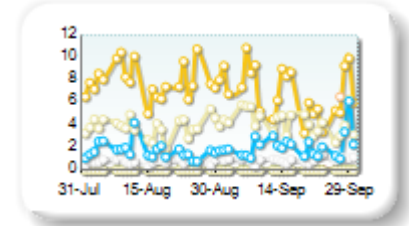


Best Prices

At touch

Rank	Venue	Best Price (%)	Change
1	ENXT	6.94	-0.37
2	XMAD	6.51	+0.00
3	CEUX	4.29	+0.64
4	AQEU	2.16	+0.25
5	TQEX	0.95	+0.18
6	CHIX	0.01	0.00
7	BATE	0.00	+0.00
8	TRQX	0.00	+0.00
9	AQXE	0.00	+0.00

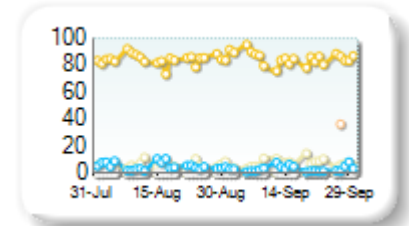
Best Prices Trend



25k EUR deal

Rank	Venue	Best Price (%)	Change
1	ENXT	84.86	+0.88
2	XMAD	36.23	+0.00
3	CEUX	7.21	+1.30
4	AQEU	3.26	-1.97
5	TQEX	0.12	-0.02
6	CHIX	0.00	+0.00
7	TRQX	0.00	+0.00
8	BATE	0.00	+0.00
9	AQXE	0.00	+0.00

Best Prices Trend



Market share is based on on-book value traded during continuous trading. The share is calculated by averaging over all stocks in the index. The current value shown is for last week and the change is relative to the previous week.

Spreads measure the bid to offer spread of the best visible orders in the book. The result is averaged over the stocks in the index and is based on measurements of the order books every 30 seconds. The value for the spread is quoted in basis points (0.01%).

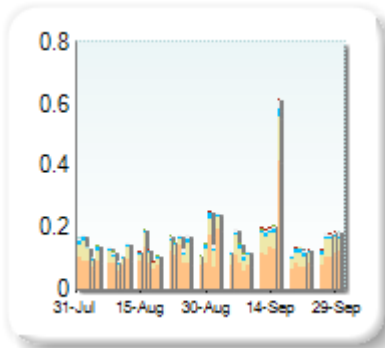
Market depth measures the amount of visible liquidity (bids and offers) in the order book within 10 or 50 BPS of mid price. The result is averaged over the stocks in the index and is based on measurements of the order book every 30 seconds. This is quoted in '000s of EUR.

Best Price % measures how often each venue posts an absolute best price (no ties) for stocks. The result is averaged over the stocks in the index and is based on measurements of the order book every 5 seconds.

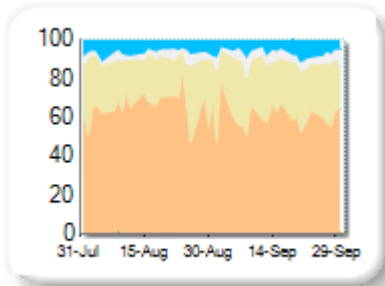
Market Share

Rank	Venue	Market Share	Change
1	XMAD	61.40%	-4.02
2	CEUX	27.31%	+2.82
3	AQEU	5.89%	-0.24
4	TQEX	5.30%	+1.56
5	TRQX	0.04%	+0.03
6	BATE	0.04%	-0.16
7	CHIX	0.02%	+0.01
8	AQXE	0.00%	+0.00

Volume Trend



Market Share Trend



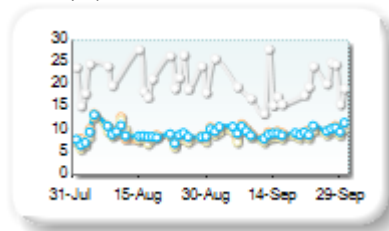
Market share is based on on-book value traded during continuous trading. The share is calculated by averaging over all stocks in the index. The current value shown is for last week and the change is relative to the previous week.

Spreads

At touch

Rank	Venue	Spread (bps)	Change
1	CEUX	8.87	+0.43
2	AQEU	9.73	+0.71
3	XMAD	9.79	+0.74
4	TQEX	23.90	-2.16

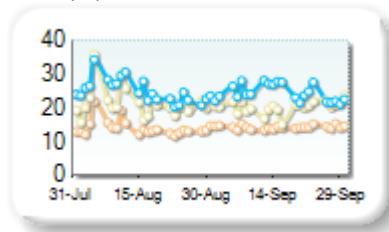
Monthly Spread Trend



25k EUR deal

Rank	Venue	Spread (bps)	Change
1	XMAD	14.24	+0.22
2	CEUX	20.21	-1.09
3	AQEU	24.35	-0.54

Monthly Spread Trend



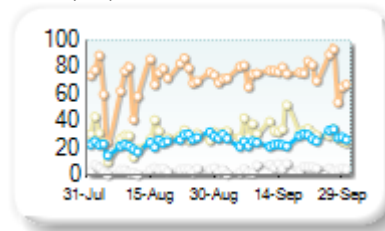
Spreads measure the bid to offer spread of the best visible orders in the book. The result is averaged over the stocks in the index and is based on measurements of the order books every 30 seconds. The value for the spread is quoted in basis points (0.01%).

Book Depths

10BPS Depth (top of book)

Rank	Venue	Depth (1K EUR)	Change
1	XMAD	75.4	+4.8
2	CEUX	32.8	+4.8
3	AQEU	26.2	+1.9
4	TQEX	5.1	+1.1

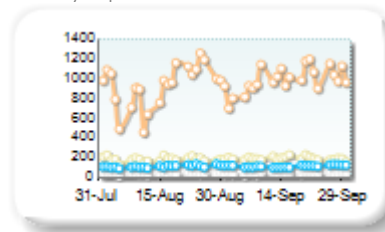
Monthly Depth Trend



50BPS Depth (deeper into book)

Rank	Venue	Depth (1K EUR)	Change
1	XMAD	994.2	+61.6
2	CEUX	192.4	+9.2
3	AQEU	112.7	+1.5
4	TQEX	37.5	+3.9

Monthly Depth Trend



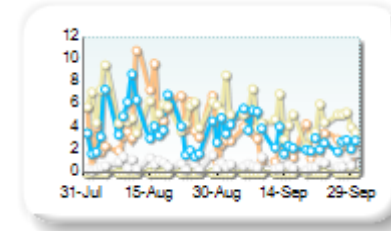
Market depth measures the amount of visible liquidity (bids and offers) in the order book within 10 or 50 BPS of mid price. The result is averaged over the stocks in the index and is based on measurements of the order book every 30 seconds. This is quoted in '000s of EUR.

Best Prices

At touch

Rank	Venue	Best Price (%)	Change
1	CEUX	4.89	-0.83
2	AQEU	3.14	-0.92
3	XMAD	2.52	-1.75
4	TQEX	0.78	-0.10
5	BATE	0.01	+0.03
6	CHIX	0.00	+0.00
7	TRQX	0.00	+0.00
8	AQXE	0.00	+0.00

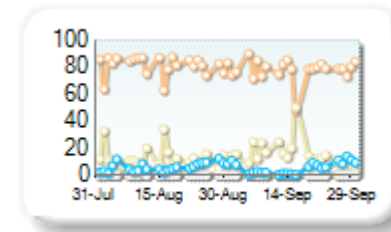
Best Prices Trend



25k EUR deal

Rank	Venue	Best Price (%)	Change
1	XMAD	77.75	-3.42
2	CEUX	16.13	+3.77
3	AQEU	5.58	-0.51
4	TQEX	0.03	-0.07
5	CHIX	0.00	+0.00
6	TRQX	0.00	+0.00
7	BATE	0.00	+0.00
8	AQXE	0.00	+0.00

Best Prices Trend

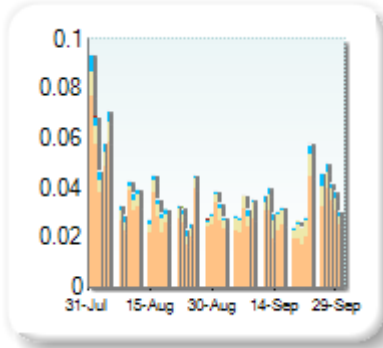


Best Price % measures how often each venue posts an absolute best price (no ties) for stocks. The result is averaged over the stocks in the index and is based on measurements of the order book every 5 seconds.

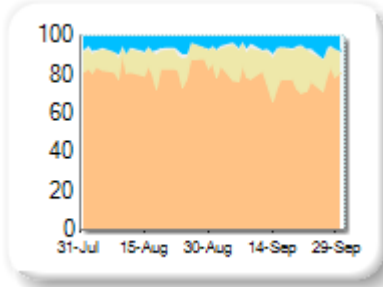
Market Share

Rank	Venue	Market Share	Change
1	XMAD	77.07%	-5.09
2	CEUX	15.74%	+5.39
3	AQEU	6.04%	-0.44
4	TQEX	1.15%	+0.15
5	AQXE	0.00%	+0.00

Volume Trend



Market Share Trend



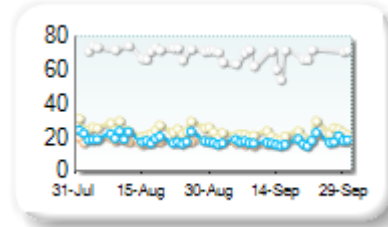
Market share is based on on-book value traded during continuous trading. The share is calculated by averaging over all stocks in the index. The current value shown is for last week and the change is relative to the previous week.

Spreads

At touch

Rank	Venue	Spread (bps)	Change
1	XMAD	17.24	-0.72
2	AQEU	17.40	-1.97
3	CEUX	21.71	-3.25
4	TQEX	70.38	-3.44

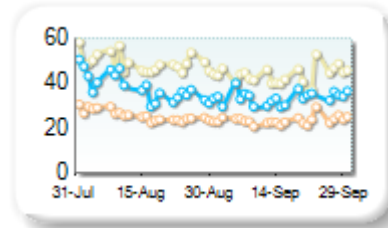
Monthly Spread Trend



25k EUR deal

Rank	Venue	Spread (bps)	Change
1	XMAD	23.49	-2.08
2	AQEU	33.51	-4.32
3	CEUX	43.21	-5.37

Monthly Spread Trend



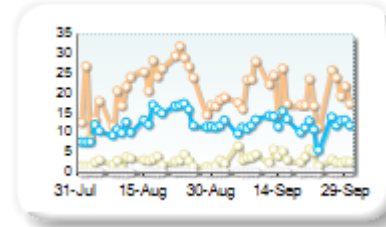
Spreads measure the bid to offer spread of the best visible orders in the book. The result is averaged over the stocks in the index and is based on measurements of the order books every 30 seconds. The value for the spread is quoted in basis points (0.01%).

Book Depths

10BPS Depth (top of book)

Rank	Venue	Depth (1K EUR)	Change
1	XMAD	20.4	-1.0
2	AQEU	12.2	-0.3
3	CEUX	3.7	+1.2
4	TQEX	0.1	+0.0

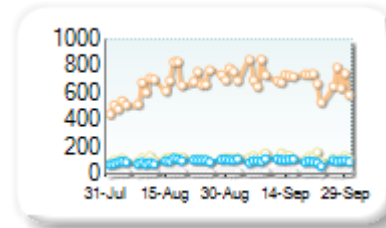
Monthly Depth Trend



50BPS Depth (deeper into book)

Rank	Venue	Depth (1K EUR)	Change
1	XMAD	708.2	+53.4
2	CEUX	126.7	+14.6
3	AQEU	98.2	+3.5
4	TQEX	16.2	+1.2

Monthly Depth Trend



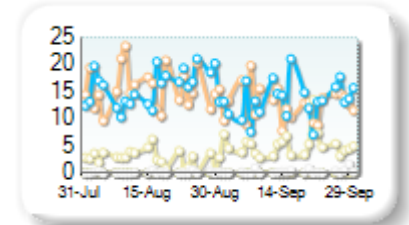
Market depth measures the amount of visible liquidity (bids and offers) in the order book within 10 or 50 BPS of mid price. The result is averaged over the stocks in the index and is based on measurements of the order book every 30 seconds. This is quoted in '000s of EUR.

Best Prices

At touch

Rank	Venue	Best Price (%)	Change
1	AQEU	13.47	-4.83
2	XMAD	12.67	-4.26
3	CEUX	5.18	+3.98
4	TQEX	0.30	+0.25
5	CHIX	0.00	+0.00
6	TRQX	0.00	+0.00
7	BATE	0.00	+0.00
8	AQXE	0.00	+0.00

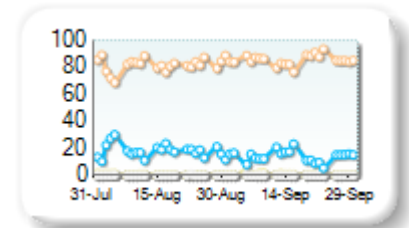
Best Prices Trend



25k EUR deal

Rank	Venue	Best Price (%)	Change
1	XMAD	85.03	+3.59
2	AQEU	14.03	-4.00
3	CEUX	0.89	+0.46
4	CHIX	0.00	+0.00
5	TRQX	0.00	+0.00
6	BATE	0.00	+0.00
7	AQXE	0.00	+0.00
8	TQEX	0.00	-0.05

Best Prices Trend

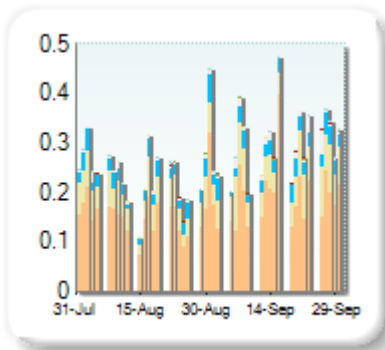


Best Price % measures how often each venue posts an absolute best price (no ties) for stocks. The result is averaged over the stocks in the index and is based on measurements of the order book every 5 seconds.

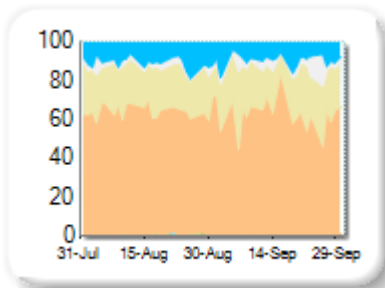
Market Share

Rank	Venue	Market Share	Change
1	XMAD	63.33%	-0.53
2	CEUX	22.66%	+0.81
3	AQEU	9.31%	-1.57
4	TQEX	4.40%	+1.49
5	CHIX	0.14%	+0.09
6	BATE	0.13%	-0.15
7	TRQX	0.03%	-0.13
8	AQXE	0.00%	-0.03

Volume Trend



Market Share Trend



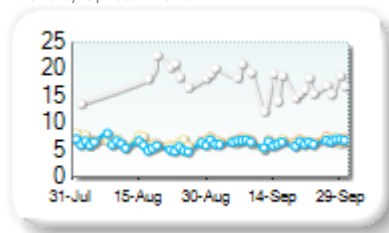
Market share is based on on-book value traded during continuous trading. The share is calculated by averaging over all stocks in the index. The current value shown is for last week and the change is relative to the previous week.

Spreads

At touch

Rank	Venue	Spread (bps)	Change
1	AQEU	6.42	+0.43
2	CEUX	6.52	+0.01
3	XMAD	6.79	+0.46
4	TQEX	19.27	-5.79

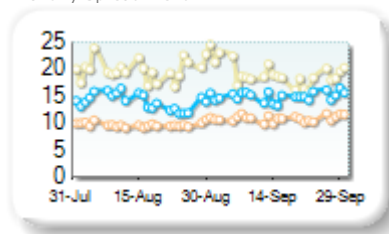
Monthly Spread Trend



25k EUR deal

Rank	Venue	Spread (bps)	Change
1	XMAD	10.86	+1.11
2	AQEU	14.93	+0.88
3	CEUX	18.85	-1.16

Monthly Spread Trend



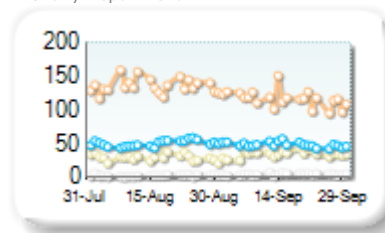
Spreads measure the bid to offer spread of the best visible orders in the book. The result is averaged over the stocks in the index and is based on measurements of the order books every 30 seconds. The value for the spread is quoted in basis points (0.01%).

Book Depths

10BPS Depth (top of book)

Rank	Venue	Depth (1K EUR)	Change
1	XMAD	115.5	-19.2
2	AQEU	48.2	-1.9
3	CEUX	34.7	+4.9
4	TQEX	4.7	+1.7

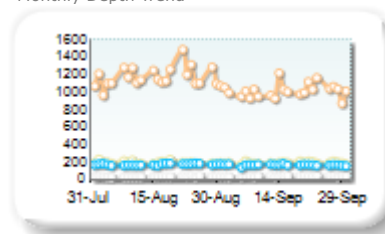
Monthly Depth Trend



50BPS Depth (deeper into book)

Rank	Venue	Depth (1K EUR)	Change
1	XMAD	1,023.2	-156.0
2	CEUX	201.4	-3.6
3	AQEU	173.9	-6.0
4	TQEX	46.4	+4.3

Monthly Depth Trend



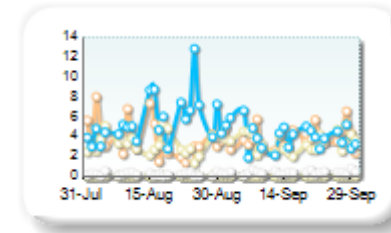
Market depth measures the amount of visible liquidity (bids and offers) in the order book within 10 or 50 BPS of mid price. The result is averaged over the stocks in the index and is based on measurements of the order book every 30 seconds. This is quoted in '000s of EUR.

Best Prices

At touch

Rank	Venue	Best Price (%)	Change
1	AQEU	4.03	-1.70
2	XMAD	3.85	-0.04
3	CEUX	3.35	+0.09
4	TQEX	0.39	+0.11
5	CHIX	0.00	+0.00
6	TRQX	0.00	+0.00
7	BATE	0.00	+0.00
8	AQXE	0.00	+0.00

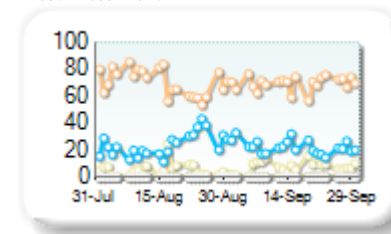
Best Prices Trend



25k EUR deal

Rank	Venue	Best Price (%)	Change
1	XMAD	69.25	-0.88
2	AQEU	22.42	-1.51
3	CEUX	8.04	+2.67
4	TQEX	0.00	+0.00
5	CHIX	0.00	+0.00
6	TRQX	0.00	+0.00
7	BATE	0.00	+0.00
8	AQXE	0.00	+0.00

Best Prices Trend

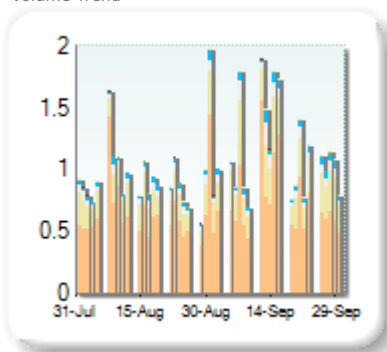


Best Price % measures how often each venue posts an absolute best price (no ties) for stocks. The result is averaged over the stocks in the index and is based on measurements of the order book every 5 seconds.

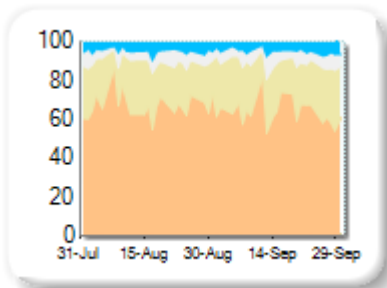
Market Share

Rank	Venue	Market Share	Change
1	XMAD	63.98%	-4.00
2	CEUX	24.49%	+2.99
3	TQEX	6.46%	+0.84
4	AQEU	5.00%	+0.15
5	BATE	0.03%	0.00
6	CHIX	0.03%	+0.02
7	TRQX	0.01%	0.00
8	AQXE	0.00%	+0.00

Volume Trend



Market Share Trend



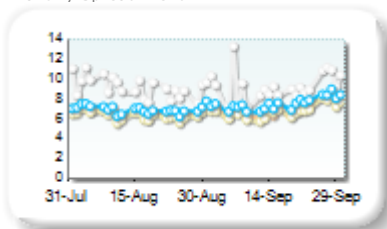
Market share is based on on-book value traded during continuous trading. The share is calculated by averaging over all stocks in the index. The current value shown is for last week and the change is relative to the previous week.

Spreads

At touch

Rank	Venue	Spread (bps)	Change
1	CEUX	6.81	+0.43
2	XMAD	7.04	+0.38
3	AQEU	7.55	+0.61
4	TQEX	9.32	+0.10
5	AQXE	450.24	-39.41
6	CHIX	479.54	-19.98
7	TRQX	481.30	-19.70
8	BATE	481.30	-19.70

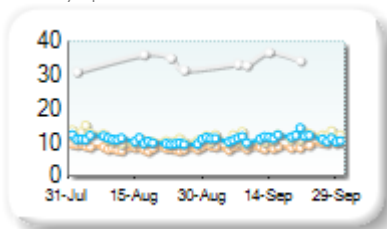
Monthly Spread Trend



25k EUR deal

Rank	Venue	Spread (bps)	Change
1	XMAD	9.03	+0.61
2	AQEU	11.28	+0.67
3	CEUX	11.51	+0.36
4	TQEX	49.01	+3.45

Monthly Spread Trend



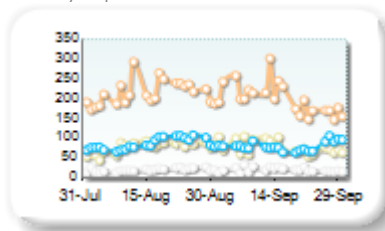
Spreads measure the bid to offer spread of the best visible orders in the book. The result is averaged over the stocks in the index and is based on measurements of the order books every 30 seconds. The value for the spread is quoted in basis points (0.01%).

Book Depths

10BPS Depth (top of book)

Rank	Venue	Depth (1K EUR)	Change
1	XMAD	199.0	-15.3
2	AQEU	79.0	-6.1
3	CEUX	76.8	-0.8
4	TQEX	19.5	+0.3
5	AQXE	0.0	0.0

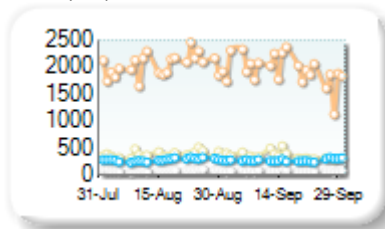
Monthly Depth Trend



50BPS Depth (deeper into book)

Rank	Venue	Depth (1K EUR)	Change
1	XMAD	1,941.8	-87.3
2	CEUX	353.7	-30.2
3	AQEU	276.3	-8.8
4	TQEX	84.5	-4.3
5	CHIX	2.2	-0.2
6	AQXE	0.6	+0.0

Monthly Depth Trend



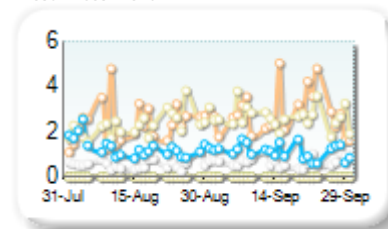
Market depth measures the amount of visible liquidity (bids and offers) in the order book within 10 or 50 BPS of mid price. The result is averaged over the stocks in the index and is based on measurements of the order book every 30 seconds. This is quoted in '000s of EUR.

Best Prices

At touch

Rank	Venue	Best Price (%)	Change
1	XMAD	2.81	+1.57
2	CEUX	2.63	+0.20
3	AQEU	1.13	-0.40
4	TQEX	0.69	+0.10
5	CHIX	0.00	+0.00
6	TRQX	0.00	+0.00
7	BATE	0.00	+0.00
8	AQXE	0.00	0.00

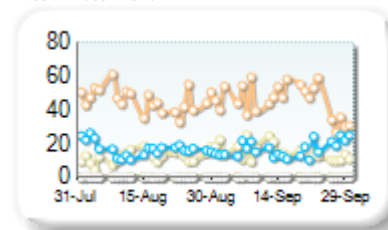
Best Prices Trend



25k EUR deal

Rank	Venue	Best Price (%)	Change
1	XMAD	45.29	-0.38
2	AQEU	16.86	+0.18
3	CEUX	14.95	+2.44
4	TQEX	0.30	-0.02
5	CHIX	0.00	+0.00
6	TRQX	0.00	+0.00
7	BATE	0.00	+0.00
8	AQXE	0.00	+0.00

Best Prices Trend

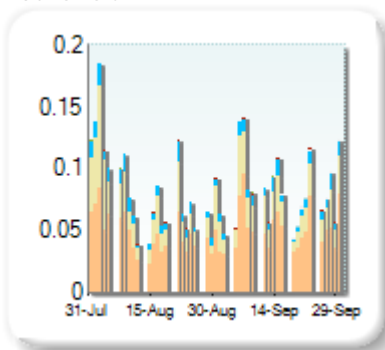


Best Price % measures how often each venue posts an absolute best price (no ties) for stocks. The result is averaged over the stocks in the index and is based on measurements of the order book every 5 seconds.

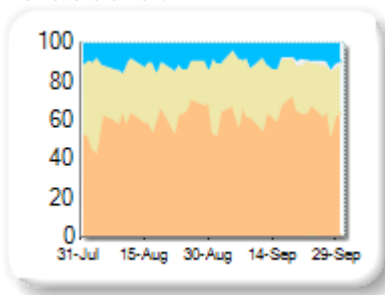
Market Share

Rank	Venue	Market Share	Change
1	XMAD	62.18%	+5.02
2	CEUX	27.45%	-4.48
3	AQEU	9.46%	-1.42
4	TQEX	0.78%	+0.78
5	CHIX	0.12%	+0.10
6	BATE	0.01%	+0.00
7	TRQX	0.00%	+0.00

Volume Trend



Market Share Trend



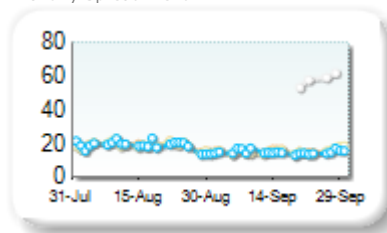
Market share is based on on-book value traded during continuous trading. The share is calculated by averaging over all stocks in the index. The current value shown is for last week and the change is relative to the previous week.

Spreads

At touch

Rank	Venue	Spread (bps)	Change
1	AQEU	14.87	-3.91
2	CEUX	15.25	-3.33
3	XMAD	15.35	-3.56
4	TQEX	73.65	n/a

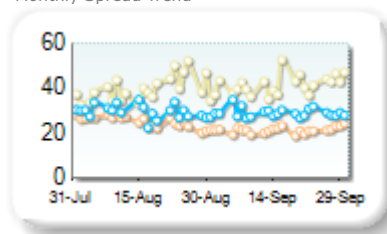
Monthly Spread Trend



25k EUR deal

Rank	Venue	Spread (bps)	Change
1	XMAD	21.38	-3.67
2	AQEU	29.00	-0.46
3	CEUX	41.44	+2.20
4	TQEX	154.52	n/a

Monthly Spread Trend



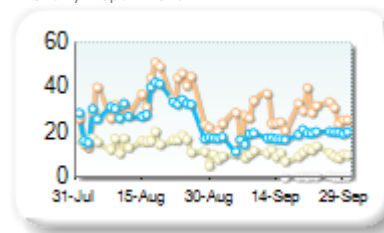
Spreads measure the bid to offer spread of the best visible orders in the book. The result is averaged over the stocks in the index and is based on measurements of the order books every 30 seconds. The value for the spread is quoted in basis points (0.01%).

Book Depths

10BPS Depth (top of book)

Rank	Venue	Depth (1K EUR)	Change
1	XMAD	27.7	-5.2
2	AQEU	18.2	-10.4
3	CEUX	10.4	-4.5
4	TQEX	0.4	+0.0

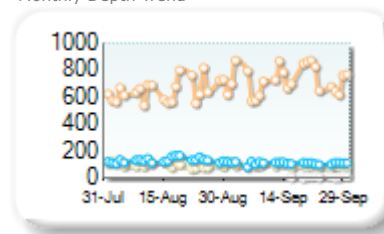
Monthly Depth Trend



50BPS Depth (deeper into book)

Rank	Venue	Depth (1K EUR)	Change
1	XMAD	730.0	+82.7
2	AQEU	111.5	-21.3
3	CEUX	95.1	-9.7
4	TQEX	10.7	+0.0

Monthly Depth Trend



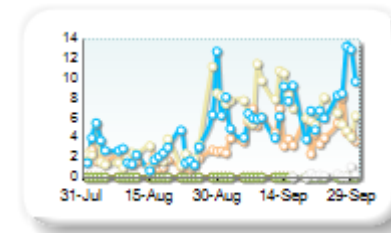
Market depth measures the amount of visible liquidity (bids and offers) in the order book within 10 or 50 BPS of mid price. The result is averaged over the stocks in the index and is based on measurements of the order book every 30 seconds. This is quoted in '000s of EUR.

Best Prices

At touch

Rank	Venue	Best Price (%)	Change
1	CEUX	7.23	+3.27
2	AQEU	7.22	+3.87
3	XMAD	4.65	+4.03
4	TQEX	0.26	+0.00
5	CHIX	0.00	+0.00
6	TRQX	0.00	+0.00
7	BATE	0.00	+0.00

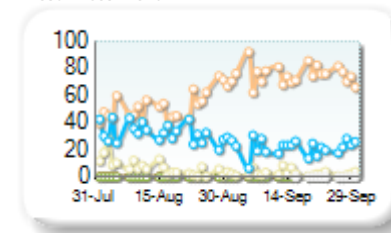
Best Prices Trend



25k EUR deal

Rank	Venue	Best Price (%)	Change
1	XMAD	75.03	+22.88
2	AQEU	21.76	-10.61
3	CEUX	2.84	-4.48
4	CHIX	0.00	+0.00
5	TRQX	0.00	+0.00
6	BATE	0.00	+0.00
7	TQEX	0.00	+0.00

Best Prices Trend

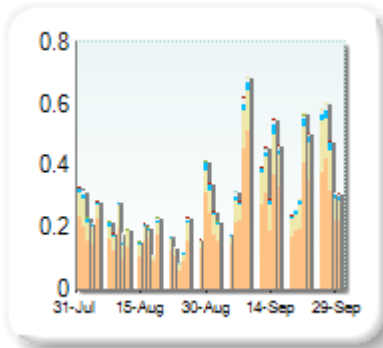


Best Price % measures how often each venue posts an absolute best price (no ties) for stocks. The result is averaged over the stocks in the index and is based on measurements of the order book every 5 seconds.

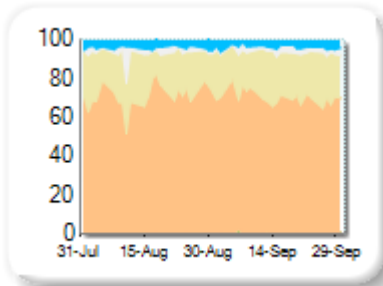
Market Share

Rank	Venue	Market Share	Change
1	XMAD	69.66%	-0.94
2	CEUX	23.22%	+1.22
3	AQEU	4.12%	-0.31
4	TQEX	2.74%	-0.03
5	BATE	0.12%	-0.06
6	TRQX	0.07%	+0.06
7	CHIX	0.07%	+0.05
8	AQXE	0.00%	+0.00

Volume Trend



Market Share Trend



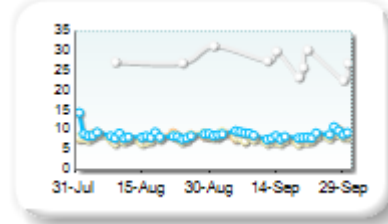
Market share is based on on-book value traded during continuous trading. The share is calculated by averaging over all stocks in the index. The current value shown is for last week and the change is relative to the previous week.

Spreads

At touch

Rank	Venue	Spread (bps)	Change
1	CEUX	7.76	-0.05
2	XMAD	8.16	+0.01
3	AQEU	8.75	+0.03
4	TQEX	33.81	-6.12

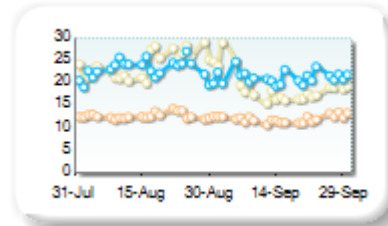
Monthly Spread Trend



25k EUR deal

Rank	Venue	Spread (bps)	Change
1	XMAD	12.05	-0.66
2	CEUX	18.92	-5.20
3	AQEU	21.25	-1.70

Monthly Spread Trend



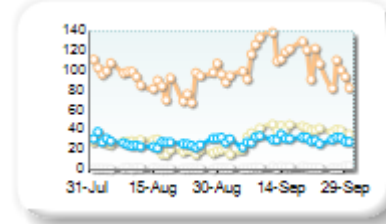
Spreads measure the bid to offer spread of the best visible orders in the book. The result is averaged over the stocks in the index and is based on measurements of the order books every 30 seconds. The value for the spread is quoted in basis points (0.01%).

Book Depths

10BPS Depth (top of book)

Rank	Venue	Depth (1K EUR)	Change
1	XMAD	109.0	+16.6
2	CEUX	36.8	+13.1
3	AQEU	29.9	+2.8
4	TQEX	2.0	+0.8

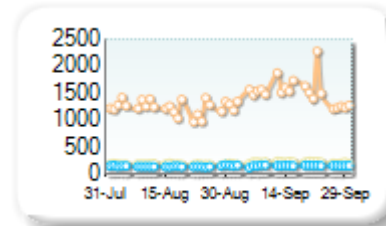
Monthly Depth Trend



50BPS Depth (deeper into book)

Rank	Venue	Depth (1K EUR)	Change
1	XMAD	1,492.8	+257.6
2	CEUX	218.7	+30.8
3	AQEU	157.2	+12.0
4	TQEX	38.5	+4.3

Monthly Depth Trend



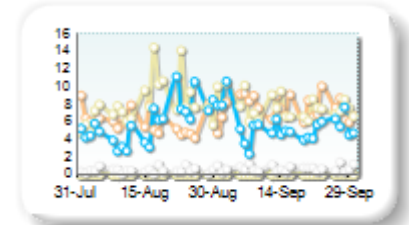
Market depth measures the amount of visible liquidity (bids and offers) in the order book within 10 or 50 BPS of mid price. The result is averaged over the stocks in the index and is based on measurements of the order book every 30 seconds. This is quoted in '000s of EUR.

Best Prices

At touch

Rank	Venue	Best Price (%)	Change
1	XMAD	7.76	+1.63
2	CEUX	7.67	-0.85
3	AQEU	5.46	-0.72
4	TQEX	0.74	+0.02
5	CHIX	0.00	+0.00
6	TRQX	0.00	+0.00
7	BATE	0.00	+0.00
8	AQXE	0.00	+0.00

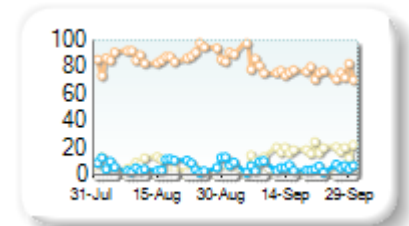
Best Prices Trend



25k EUR deal

Rank	Venue	Best Price (%)	Change
1	XMAD	78.58	-8.66
2	CEUX	15.23	+9.73
3	AQEU	5.80	-1.35
4	TQEX	0.00	+0.00
5	CHIX	0.00	+0.00
6	TRQX	0.00	+0.00
7	BATE	0.00	+0.00
8	AQXE	0.00	+0.00

Best Prices Trend

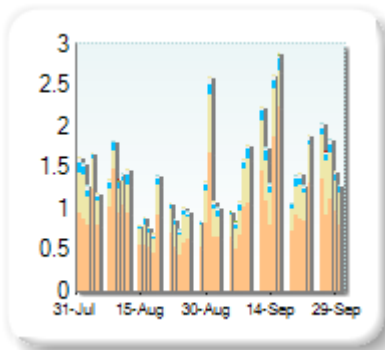


Best Price % measures how often each venue posts an absolute best price (no ties) for stocks. The result is averaged over the stocks in the index and is based on measurements of the order book every 5 seconds.

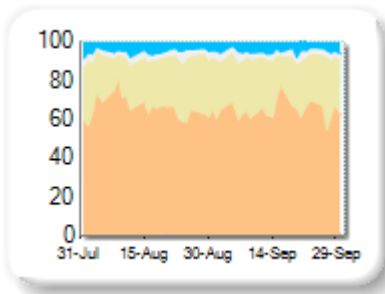
Market Share

Rank	Venue	Market Share	Change
1	XMAD	65.13%	-0.90
2	CEUX	26.48%	+1.28
3	AQEU	5.02%	-0.16
4	TQEX	3.12%	-0.10
5	CHIX	0.12%	+0.05
6	BATE	0.10%	-0.16
7	TRQX	0.03%	-0.01
8	AQXE	0.00%	+0.00

Volume Trend



Market Share Trend



Market share is based on on-book value traded during continuous trading. The share is calculated by averaging over all stocks in the index. The current value shown is for last week and the change is relative to the previous week.

Spreads

At touch

Rank	Venue	Spread (bps)	Change
1	CEUX	4.65	+0.60
2	AQEU	5.05	+0.69
3	XMAD	5.14	+0.57
4	TQEX	8.12	-1.10
5	BATE	454.79	-45.56
6	CHIX	497.88	-3.12
7	AQXE	500.81	-0.19
8	TRQX	501.00	+0.00

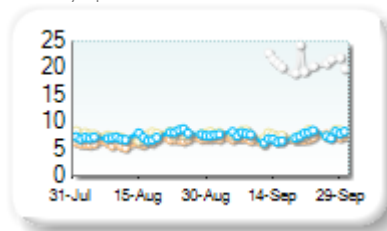
Monthly Spread Trend



25k EUR deal

Rank	Venue	Spread (bps)	Change
1	XMAD	6.98	+0.67
2	AQEU	7.49	+0.11
3	CEUX	7.82	+0.16
4	TQEX	28.46	-13.97

Monthly Spread Trend



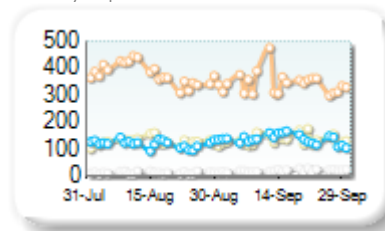
Spreads measure the bid to offer spread of the best visible orders in the book. The result is averaged over the stocks in the index and is based on measurements of the order books every 30 seconds. The value for the spread is quoted in basis points (0.01%).

Book Depths

10BPS Depth (top of book)

Rank	Venue	Depth (1K EUR)	Change
1	XMAD	342.7	-33.4
2	AQEU	137.0	+16.3
3	CEUX	135.4	+7.8
4	TQEX	21.4	+6.4
5	AQXE	0.0	+0.0

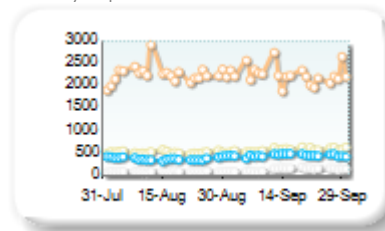
Monthly Depth Trend



50BPS Depth (deeper into book)

Rank	Venue	Depth (1K EUR)	Change
1	XMAD	2,246.6	-10.6
2	CEUX	588.8	+60.0
3	AQEU	461.7	+71.7
4	TQEX	152.2	+47.4
5	BATE	2.7	+1.4
6	CHIX	2.5	+0.9
7	AQXE	0.0	+0.0

Monthly Depth Trend



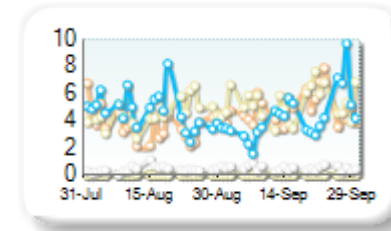
Market depth measures the amount of visible liquidity (bids and offers) in the order book within 10 or 50 BPS of mid price. The result is averaged over the stocks in the index and is based on measurements of the order book every 30 seconds. This is quoted in '000s of EUR.

Best Prices

At touch

Rank	Venue	Best Price (%)	Change
1	CEUX	5.31	+0.86
2	XMAD	4.81	+0.72
3	AQEU	4.30	-0.14
4	TQEX	0.52	+0.07
5	CHIX	0.01	+0.01
6	AQXE	0.00	+0.00
7	TRQX	0.00	+0.00
8	BATE	0.00	0.00

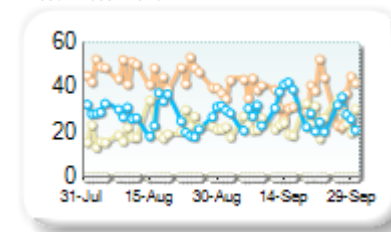
Best Prices Trend



25k EUR deal

Rank	Venue	Best Price (%)	Change
1	XMAD	36.79	-8.41
2	AQEU	29.04	+1.64
3	CEUX	24.30	+3.66
4	TQEX	0.08	+0.00
5	CHIX	0.00	+0.00
6	TRQX	0.00	+0.00
7	BATE	0.00	+0.00
8	AQXE	0.00	+0.00

Best Prices Trend

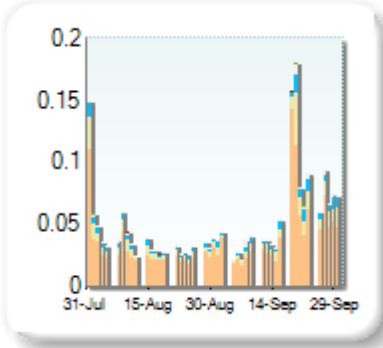


Best Price % measures how often each venue posts an absolute best price (no ties) for stocks. The result is averaged over the stocks in the index and is based on measurements of the order book every 5 seconds.

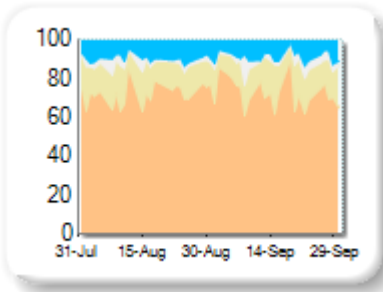
Market Share

Rank	Venue	Market Share	Change
1	XMAD	72.03%	+0.38
2	CEUX	15.96%	-0.03
3	AQEU	8.16%	-1.30
4	TQEX	3.82%	+0.95
5	BATE	0.02%	-0.02
6	CHIX	0.01%	+0.01

Volume Trend



Market Share Trend



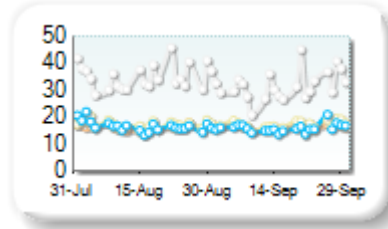
Market share is based on on-book value traded during continuous trading. The share is calculated by averaging over all stocks in the index. The current value shown is for last week and the change is relative to the previous week.

Spreads

At touch

Rank	Venue	Spread (bps)	Change
1	AQEU	15.93	-0.72
2	XMAD	16.15	+0.09
3	CEUX	17.08	-0.15
4	TQEX	31.70	-3.29

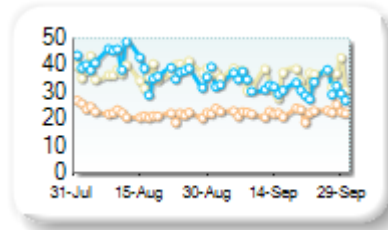
Monthly Spread Trend



25k EUR deal

Rank	Venue	Spread (bps)	Change
1	XMAD	22.43	+0.27
2	AQEU	31.94	-7.13
3	CEUX	34.95	-2.56

Monthly Spread Trend



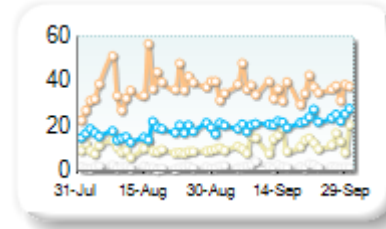
Spreads measure the bid to offer spread of the best visible orders in the book. The result is averaged over the stocks in the index and is based on measurements of the order books every 30 seconds. The value for the spread is quoted in basis points (0.01%).

Book Depths

10BPS Depth (top of book)

Rank	Venue	Depth (1K EUR)	Change
1	XMAD	36.4	-1.0
2	AQEU	22.1	+4.9
3	CEUX	12.7	+3.1
4	TQEX	2.2	+0.5

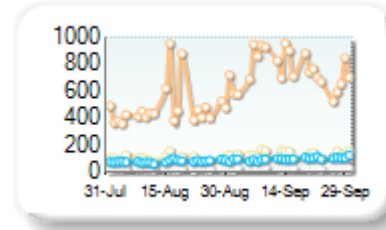
Monthly Depth Trend



50BPS Depth (deeper into book)

Rank	Venue	Depth (1K EUR)	Change
1	XMAD	756.1	+265.4
2	CEUX	129.0	+26.6
3	AQEU	99.7	+19.4
4	TQEX	28.8	+3.6

Monthly Depth Trend



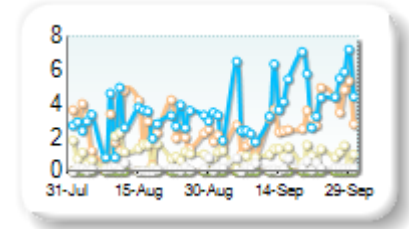
Market depth measures the amount of visible liquidity (bids and offers) in the order book within 10 or 50 BPS of mid price. The result is averaged over the stocks in the index and is based on measurements of the order book every 30 seconds. This is quoted in '000s of EUR.

Best Prices

At touch

Rank	Venue	Best Price (%)	Change
1	AQEU	4.24	+1.42
2	XMAD	2.87	+1.04
3	CEUX	0.95	-0.05
4	TQEX	0.27	+0.11
5	CHIX	0.00	+0.00
6	BATE	0.00	+0.00

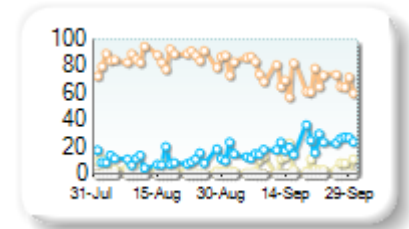
Best Prices Trend



25k EUR deal

Rank	Venue	Best Price (%)	Change
1	XMAD	71.74	-13.74
2	AQEU	21.05	+10.15
3	CEUX	6.33	+3.12
4	TQEX	0.00	+0.00
5	CHIX	0.00	+0.00
6	BATE	0.00	+0.00

Best Prices Trend

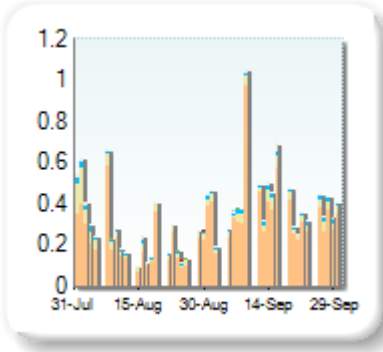


Best Price % measures how often each venue posts an absolute best price (no ties) for stocks. The result is averaged over the stocks in the index and is based on measurements of the order book every 5 seconds.

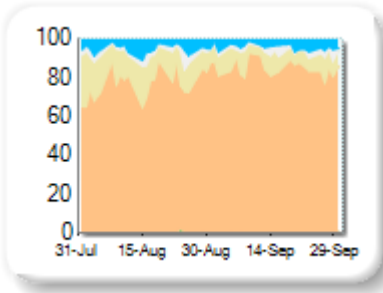
Market Share

Rank	Venue	Market Share	Change
1	XMAD	85.07%	+7.88
2	CEUX	8.40%	-7.00
3	AQEU	4.06%	-0.76
4	TQEX	2.44%	-0.05
5	TRQX	0.03%	-0.01
6	BATE	0.01%	-0.02
7	AQXE	0.00%	+0.00

Volume Trend



Market Share Trend



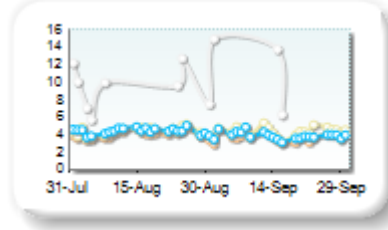
Market share is based on on-book value traded during continuous trading. The share is calculated by averaging over all stocks in the index. The current value shown is for last week and the change is relative to the previous week.

Spreads

At touch

Rank	Venue	Spread (bps)	Change
1	XMAD	3.82	-0.27
2	AQEU	3.96	-0.51
3	CEUX	4.46	+0.01
4	TQEX	27.86	+4.96

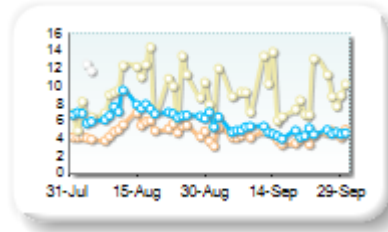
Monthly Spread Trend



25k EUR deal

Rank	Venue	Spread (bps)	Change
1	XMAD	4.35	-0.62
2	AQEU	4.91	-2.13
3	CEUX	9.52	+0.05
4	TQEX	42.40	+2.16

Monthly Spread Trend



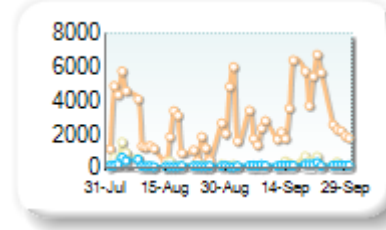
Spreads measure the bid to offer spread of the best visible orders in the book. The result is averaged over the stocks in the index and is based on measurements of the order books every 30 seconds. The value for the spread is quoted in basis points (0.01%).

Book Depths

10BPS Depth (top of book)

Rank	Venue	Depth (1K EUR)	Change
1	XMAD	3,308.9	+956.1
2	CEUX	244.8	-46.1
3	AQEU	177.9	-4.2
4	TQEX	21.5	-39.6

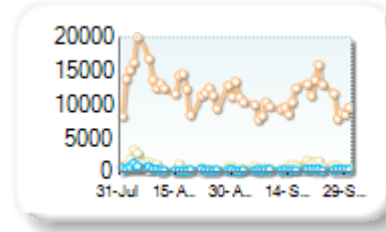
Monthly Depth Trend



50BPS Depth (deeper into book)

Rank	Venue	Depth (1K EUR)	Change
1	XMAD	10,482.6	-2,387.5
2	CEUX	878.2	-85.2
3	AQEU	322.3	-106.1
4	TQEX	149.1	-81.6

Monthly Depth Trend



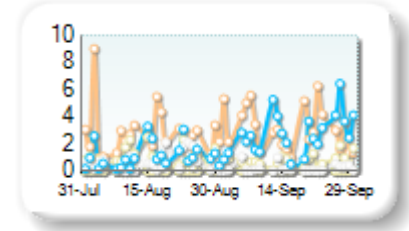
Market depth measures the amount of visible liquidity (bids and offers) in the order book within 10 or 50 BPS of mid price. The result is averaged over the stocks in the index and is based on measurements of the order book every 30 seconds. This is quoted in '000s of EUR.

Best Prices

At touch

Rank	Venue	Best Price (%)	Change
1	XMAD	3.14	-0.64
2	AQEU	2.73	+2.10
3	CEUX	0.72	-0.36
4	TQEX	0.21	-0.29
5	CHIX	0.00	+0.00
6	TRQX	0.00	+0.00
7	BATE	0.00	+0.00
8	AQXE	0.00	+0.00

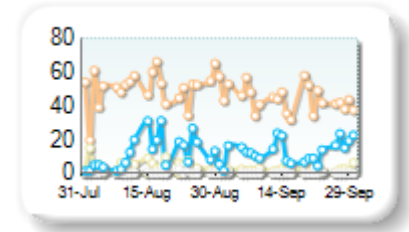
Best Prices Trend



25k EUR deal

Rank	Venue	Best Price (%)	Change
1	XMAD	43.63	-6.95
2	AQEU	13.16	+1.30
3	CEUX	2.25	-2.60
4	TQEX	0.14	-0.22
5	CHIX	0.00	+0.00
6	TRQX	0.00	+0.00
7	BATE	0.00	+0.00
8	AQXE	0.00	+0.00

Best Prices Trend

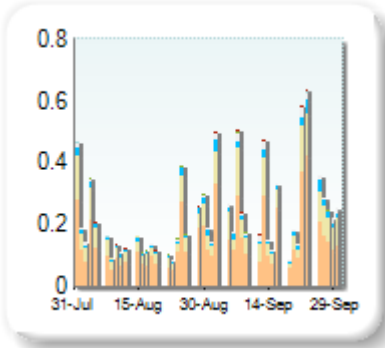


Best Price % measures how often each venue posts an absolute best price (no ties) for stocks. The result is averaged over the stocks in the index and is based on measurements of the order book every 5 seconds.

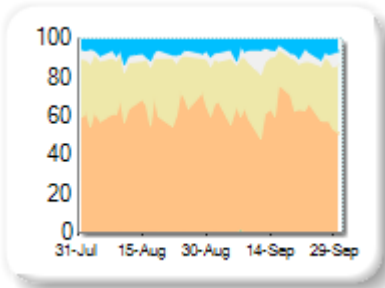
Market Share

Rank	Venue	Market Share	Change
1	XMAD	61.44%	-1.66
2	CEUX	26.82%	+0.70
3	AQEU	6.50%	-0.67
4	TQEX	4.94%	+1.48
5	TRQX	0.13%	+0.10
6	BATE	0.09%	-0.01
7	CHIX	0.08%	+0.07

Volume Trend



Market Share Trend



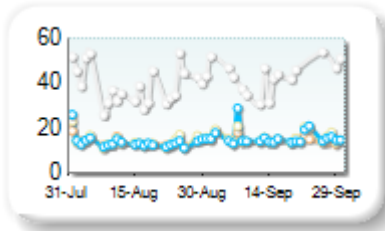
Market share is based on on-book value traded during continuous trading. The share is calculated by averaging over all stocks in the index. The current value shown is for last week and the change is relative to the previous week.

Spreads

At touch

Rank	Venue	Spread (bps)	Change
1	XMAD	14.80	+0.94
2	CEUX	15.68	+1.52
3	AQEU	15.82	+1.86
4	TQEX	49.21	+10.12

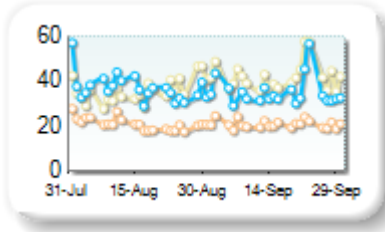
Monthly Spread Trend



25k EUR deal

Rank	Venue	Spread (bps)	Change
1	XMAD	20.87	-0.09
2	CEUX	41.91	+6.15
3	AQEU	45.32	+8.49

Monthly Spread Trend



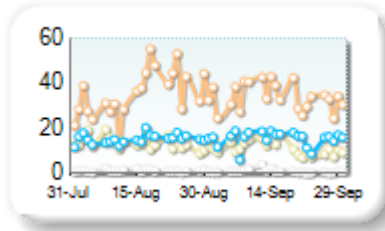
Spreads measure the bid to offer spread of the best visible orders in the book. The result is averaged over the stocks in the index and is based on measurements of the order books every 30 seconds. The value for the spread is quoted in basis points (0.01%).

Book Depths

10BPS Depth (top of book)

Rank	Venue	Depth (1K EUR)	Change
1	XMAD	33.9	-1.3
2	AQEU	15.5	+0.2
3	CEUX	11.1	-2.3
4	TQEX	1.1	-0.2

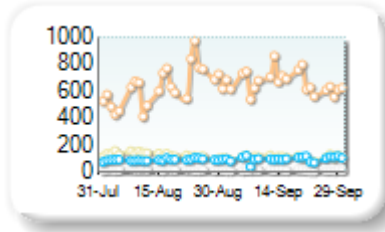
Monthly Depth Trend



50BPS Depth (deeper into book)

Rank	Venue	Depth (1K EUR)	Change
1	XMAD	664.4	+31.7
2	CEUX	109.9	-18.2
3	AQEU	99.0	+7.1
4	TQEX	16.4	-3.4

Monthly Depth Trend



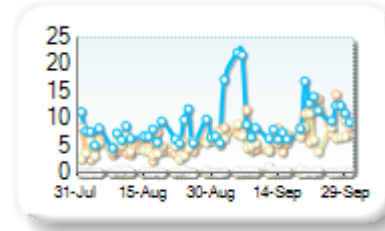
Market depth measures the amount of visible liquidity (bids and offers) in the order book within 10 or 50 BPS of mid price. The result is averaged over the stocks in the index and is based on measurements of the order book every 30 seconds. This is quoted in '000s of EUR.

Best Prices

At touch

Rank	Venue	Best Price (%)	Change
1	AQEU	11.02	+2.87
2	XMAD	8.11	+3.84
3	CEUX	6.64	+2.77
4	TQEX	0.35	+0.08
5	TRQX	0.00	+0.00
6	CHIX	0.00	+0.00
7	BATE	0.00	+0.00
8	AQXE	0.00	+0.00

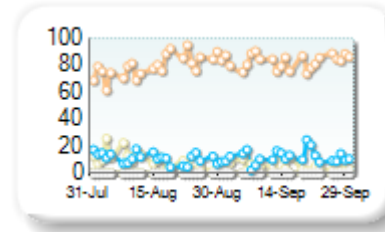
Best Prices Trend



25k EUR deal

Rank	Venue	Best Price (%)	Change
1	XMAD	82.54	+3.30
2	AQEU	12.16	+1.04
3	CEUX	4.82	-4.34
4	TQEX	0.00	-0.01
5	CHIX	0.00	+0.00
6	TRQX	0.00	+0.00
7	BATE	0.00	+0.00
8	AQXE	0.00	+0.00

Best Prices Trend

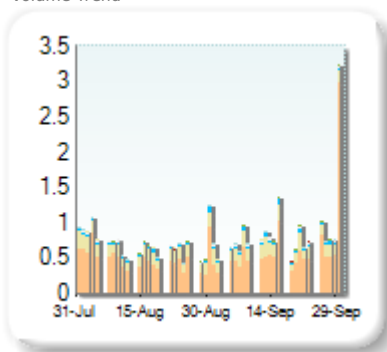


Best Price % measures how often each venue posts an absolute best price (no ties) for stocks. The result is averaged over the stocks in the index and is based on measurements of the order book every 5 seconds.

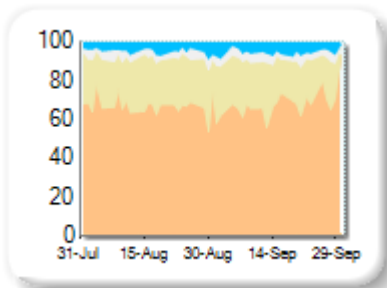
Market Share

Rank	Venue	Market Share	Change
1	XMAD	71.08%	+3.44
2	CEUX	20.19%	-3.60
3	AQEU	4.70%	+0.29
4	TQEX	3.72%	-0.16
5	CHIX	0.24%	+0.22
6	BATE	0.05%	-0.14
7	TRQX	0.01%	-0.05
8	AQXE	0.00%	0.00

Volume Trend



Market Share Trend



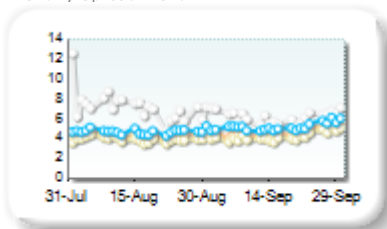
Market share is based on on-book value traded during continuous trading. The share is calculated by averaging over all stocks in the index. The current value shown is for last week and the change is relative to the previous week.

Spreads

At touch

Rank	Venue	Spread (bps)	Change
1	CEUX	4.20	+0.27
2	XMAD	4.67	+0.40
3	AQEU	5.20	+0.49
4	TQEX	6.21	-1.04
5	CHIX	491.34	-9.41
6	AQXE	498.70	-2.30
7	BATE	500.25	-0.47
8	TRQX	501.00	+0.00

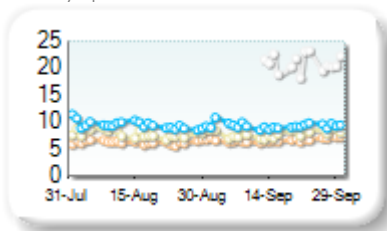
Monthly Spread Trend



25k EUR deal

Rank	Venue	Spread (bps)	Change
1	XMAD	6.70	+0.39
2	CEUX	7.96	+0.03
3	AQEU	9.31	-0.17
4	TQEX	29.04	-15.17

Monthly Spread Trend



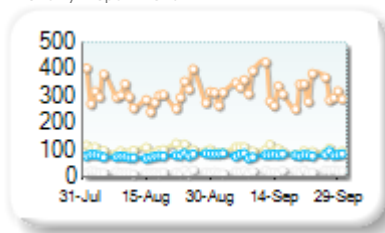
Spreads measure the bid to offer spread of the best visible orders in the book. The result is averaged over the stocks in the index and is based on measurements of the order books every 30 seconds. The value for the spread is quoted in basis points (0.01%).

Book Depths

10BPS Depth (top of book)

Rank	Venue	Depth (1K EUR)	Change
1	XMAD	321.9	+13.3
2	CEUX	96.2	-3.9
3	AQEU	82.5	+3.5
4	TQEX	21.2	+3.0

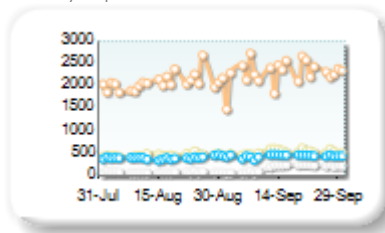
Monthly Depth Trend



50BPS Depth (deeper into book)

Rank	Venue	Depth (1K EUR)	Change
1	XMAD	2,294.2	+210.2
2	CEUX	537.6	+66.7
3	AQEU	448.8	+39.7
4	TQEX	194.5	+106.9
5	CHIX	1.4	+0.1
6	AQXE	0.0	+0.0

Monthly Depth Trend



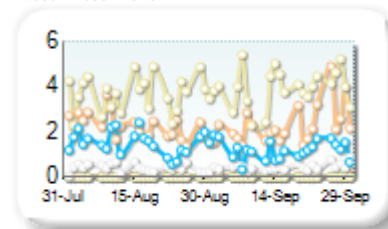
Market depth measures the amount of visible liquidity (bids and offers) in the order book within 10 or 50 BPS of mid price. The result is averaged over the stocks in the index and is based on measurements of the order book every 30 seconds. This is quoted in '000s of EUR.

Best Prices

At touch

Rank	Venue	Best Price (%)	Change
1	CEUX	3.93	+0.36
2	XMAD	2.30	+0.62
3	AQEU	1.19	-0.44
4	TQEX	0.45	-0.06
5	CHIX	0.01	+0.01
6	AQXE	0.00	0.00
7	TRQX	0.00	+0.00
8	BATE	0.00	+0.00

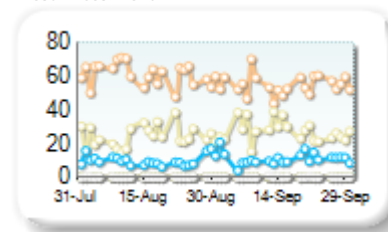
Best Prices Trend



25k EUR deal

Rank	Venue	Best Price (%)	Change
1	XMAD	54.42	-6.41
2	CEUX	27.41	+3.26
3	AQEU	10.99	+1.10
4	TQEX	0.18	+0.03
5	CHIX	0.00	0.00
6	TRQX	0.00	+0.00
7	BATE	0.00	+0.00
8	AQXE	0.00	+0.00

Best Prices Trend



Best Price % measures how often each venue posts an absolute best price (no ties) for stocks. The result is averaged over the stocks in the index and is based on measurements of the order book every 5 seconds.