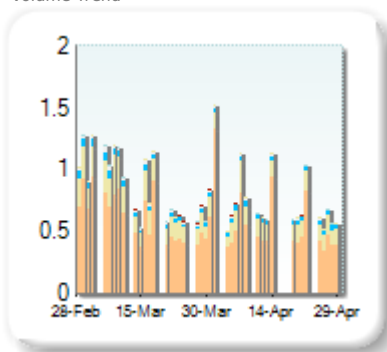


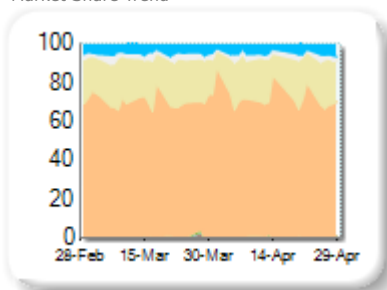
Market Share

Rank	Venue	Market Share	Change
1	XMAD	72.84%	+2.86
2	CEUX	19.63%	-2.00
3	AQEU	4.73%	-0.30
4	TQEX	2.40%	-0.55
5	CHIX	0.20%	+0.11
6	BATE	0.16%	-0.10
7	TRQX	0.05%	-0.02
8	AQXE	0.00%	+0.00

Volume Trend



Market Share Trend



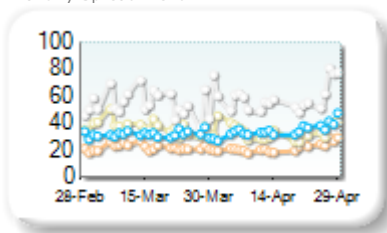
Market share is based on on-book value traded during continuous trading. The share is calculated by averaging over all stocks in the index. The current value shown is for last week and the change is relative to the previous week.

Spreads

At touch

Rank	Venue	Spread (bps)	Change
1	XMAD	22.25	+0.24
2	CEUX	33.85	-2.73
3	AQEU	34.98	+3.32
4	TQEX	58.65	+3.52

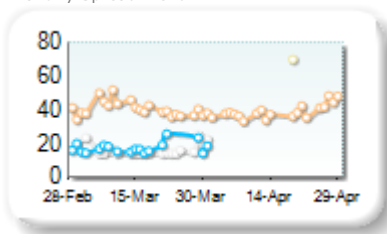
Monthly Spread Trend



25k EUR deal

Rank	Venue	Spread (bps)	Change
1	XMAD	38.99	-1.40
2	CEUX	93.81	-1.60
3	AQEU	197.53	+140.46

Monthly Spread Trend



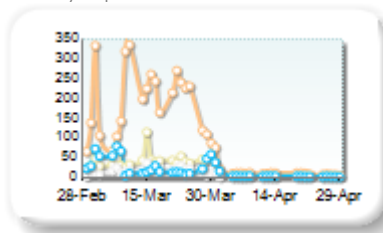
Spreads measure the bid to offer spread of the best visible orders in the book. The result is averaged over the stocks in the index and is based on measurements of the order books every 30 seconds. The value for the spread is quoted in basis points (0.01%).

Book Depths

10BPS Depth (top of book)

Rank	Venue	Depth (1K EUR)	Change
1	XMAD	9.9	-176.3
2	AQEU	2.8	-27.2
3	CEUX	2.5	-39.4
4	CHIX	2.1	+0.9
5	BATE	0.5	+0.1
6	TQEX	0.5	-16.7
7	AQXE	0.2	+0.0

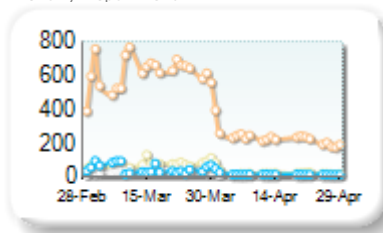
Monthly Depth Trend



50BPS Depth (deeper into book)

Rank	Venue	Depth (1K EUR)	Change
1	XMAD	222.2	-381.0
2	CEUX	21.4	-54.4
3	AQEU	15.0	-34.2
4	TQEX	7.2	-22.6
5	CHIX	6.2	+2.8
6	BATE	0.5	-126.4
7	AQXE	0.2	+0.0

Monthly Depth Trend



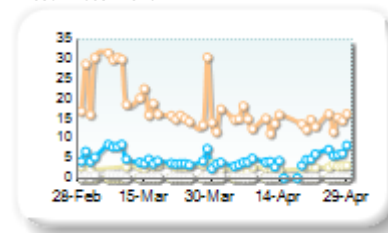
Market depth measures the amount of visible liquidity (bids and offers) in the order book within 10 or 50 BPS of mid price. The result is averaged over the stocks in the index and is based on measurements of the order book every 30 seconds. This is quoted in '000s of EUR.

Best Prices

At touch

Rank	Venue	Best Price (%)	Change
1	XMAD	14.56	-4.14
2	AQEU	4.29	-1.24
3	CEUX	2.56	-0.49
4	TQEX	0.20	-0.14
5	CHIX	0.01	0.00
6	BATE	0.00	0.00
7	TRQX	0.00	+0.00
8	AQXE	0.00	+0.00

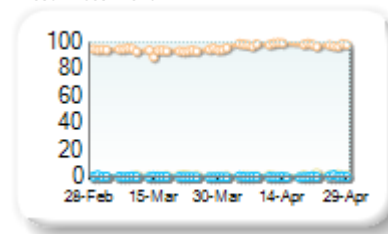
Best Prices Trend



25k EUR deal

Rank	Venue	Best Price (%)	Change
1	XMAD	97.71	+4.05
2	CEUX	1.30	+0.19
3	AQEU	0.49	+0.07
4	TQEX	0.02	+0.01
5	CHIX	0.00	+0.00
6	TRQX	0.00	+0.00
7	BATE	0.00	+0.00
8	AQXE	0.00	+0.00

Best Prices Trend

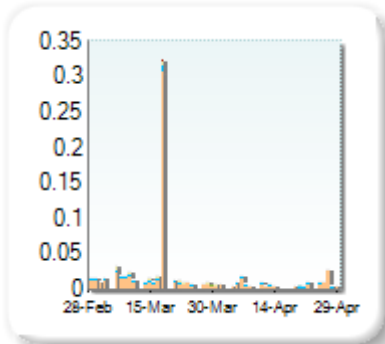


Best Price % measures how often each venue posts an absolute best price (no ties) for stocks. The result is averaged over the stocks in the index and is based on measurements of the order book every 5 seconds.

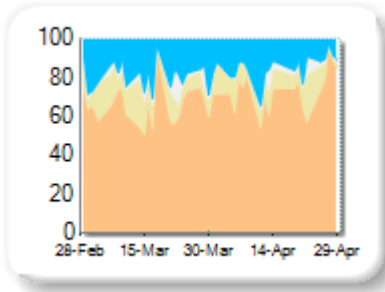
Market Share

Rank	Venue	Market Share	Change
1	XMAD	75.58%	-4.63
2	AQEU	12.93%	+2.43
3	CEUX	9.47%	+2.22
4	TQEX	2.01%	0.00
5	TRQX	0.01%	+0.01

Volume Trend



Market Share Trend



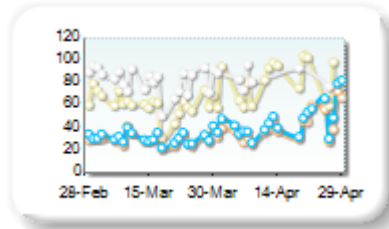
Market share is based on on-book value traded during continuous trading. The share is calculated by averaging over all stocks in the index. The current value shown is for last week and the change is relative to the previous week.

Spreads

At touch

Rank	Venue	Spread (bps)	Change
1	XMAD	42.13	+11.75
2	AQEU	47.41	+15.52
3	CEUX	96.08	+34.62
4	TQEX	116.83	+34.40

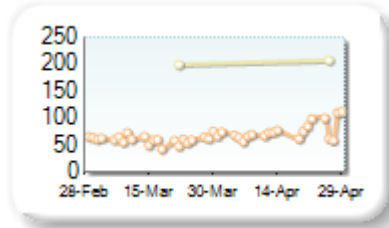
Monthly Spread Trend



25k EUR deal

Rank	Venue	Spread (bps)	Change
1	XMAD	76.62	+15.76
2	CEUX	259.85	-11.08

Monthly Spread Trend



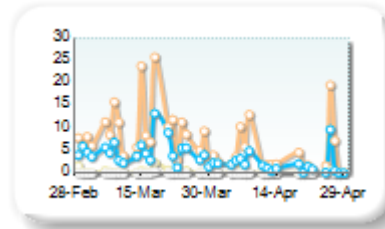
Spreads measure the bid to offer spread of the best visible orders in the book. The result is averaged over the stocks in the index and is based on measurements of the order books every 30 seconds. The value for the spread is quoted in basis points (0.01%).

Book Depths

10BPS Depth (top of book)

Rank	Venue	Depth (1K EUR)	Change
1	XMAD	4.5	-5.0
2	AQEU	2.0	-2.7
3	CEUX	0.2	-0.3
4	TQEX	0.1	0.0

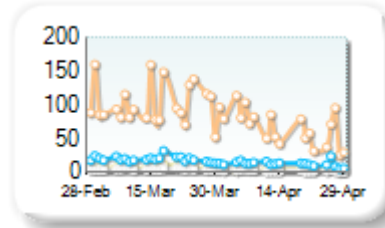
Monthly Depth Trend



50BPS Depth (deeper into book)

Rank	Venue	Depth (1K EUR)	Change
1	XMAD	65.0	-35.7
2	AQEU	12.6	-6.7
3	CEUX	3.6	-4.3
4	TQEX	1.8	-2.1

Monthly Depth Trend



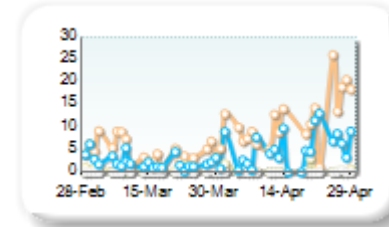
Market depth measures the amount of visible liquidity (bids and offers) in the order book within 10 or 50 BPS of mid price. The result is averaged over the stocks in the index and is based on measurements of the order book every 30 seconds. This is quoted in '000s of EUR.

Best Prices

At touch

Rank	Venue	Best Price (%)	Change
1	XMAD	11.87	+4.31
2	AQEU	5.36	+1.96
3	CEUX	0.43	-0.18
4	TQEX	0.03	-0.09
5	CHIX	0.00	+0.00
6	TRQX	0.00	+0.00
7	BATE	0.00	+0.00

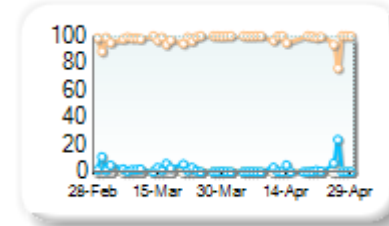
Best Prices Trend



25k EUR deal

Rank	Venue	Best Price (%)	Change
1	XMAD	97.77	+0.13
2	AQEU	1.97	-0.26
3	CEUX	0.00	-0.03
4	CHIX	0.00	+0.00
5	TRQX	0.00	+0.00
6	BATE	0.00	+0.00
7	TQEX	0.00	+0.00

Best Prices Trend

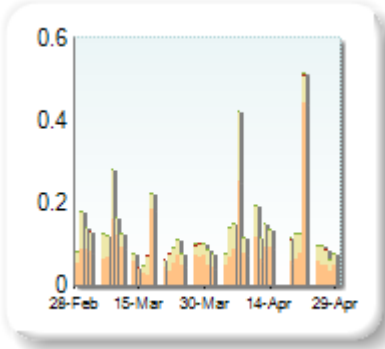


Best Price % measures how often each venue posts an absolute best price (no ties) for stocks. The result is averaged over the stocks in the index and is based on measurements of the order book every 5 seconds.

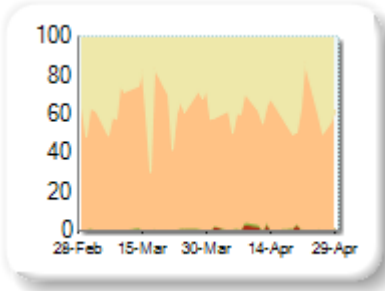
Market Share

Rank	Venue	Market Share	Change
1	XMAD	62.52%	-0.18
2	CEUX	36.18%	-0.62
3	CHIX	0.84%	+0.55
4	BATE	0.46%	+0.26

Volume Trend



Market Share Trend



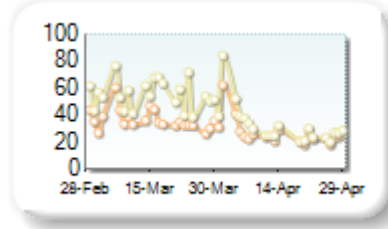
Market share is based on on-book value traded during continuous trading. The share is calculated by averaging over all stocks in the index. The current value shown is for last week and the change is relative to the previous week.

Spreads

At touch

Rank	Venue	Spread (bps)	Change
1	XMAD	26.64	-9.84
2	CEUX	31.93	-22.71
3	CHIX	501.00	+25.36

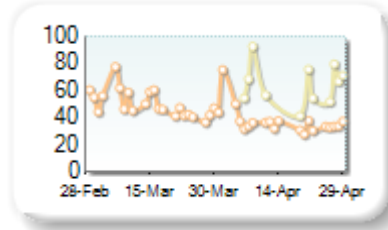
Monthly Spread Trend



25k EUR deal

Rank	Venue	Spread (bps)	Change
1	XMAD	37.10	-12.81
2	CEUX	74.96	n/a

Monthly Spread Trend



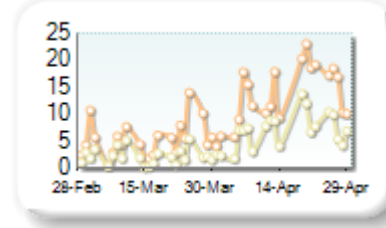
Spreads measure the bid to offer spread of the best visible orders in the book. The result is averaged over the stocks in the index and is based on measurements of the order books every 30 seconds. The value for the spread is quoted in basis points (0.01%).

Book Depths

10BPS Depth (top of book)

Rank	Venue	Depth (1K EUR)	Change
1	XMAD	14.1	+8.8
2	CEUX	7.1	+4.9
3	CHIX	2.1	+0.9
4	BATE	0.5	+0.1

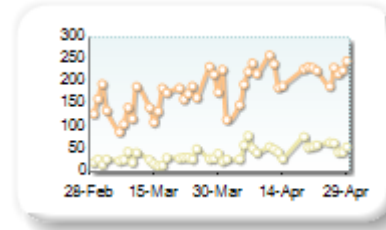
Monthly Depth Trend



50BPS Depth (deeper into book)

Rank	Venue	Depth (1K EUR)	Change
1	XMAD	213.0	+49.7
2	CEUX	52.9	+23.5
3	CHIX	6.2	+2.8
4	BATE	0.5	+0.1

Monthly Depth Trend



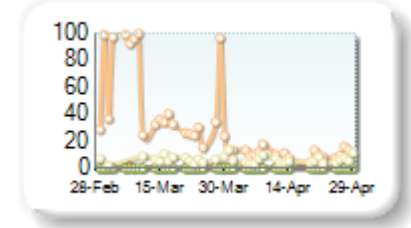
Market depth measures the amount of visible liquidity (bids and offers) in the order book within 10 or 50 BPS of mid price. The result is averaged over the stocks in the index and is based on measurements of the order book every 30 seconds. This is quoted in '000s of EUR.

Best Prices

At touch

Rank	Venue	Best Price (%)	Change
1	XMAD	10.73	-38.98
2	CEUX	6.06	-1.00
3	CHIX	0.12	-0.09
4	BATE	0.03	-0.02

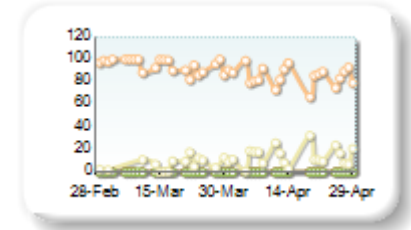
Best Prices Trend



25k EUR deal

Rank	Venue	Best Price (%)	Change
1	XMAD	84.76	-9.88
2	CEUX	14.25	+6.97
3	CHIX	0.00	+0.00
4	BATE	0.00	+0.00

Best Prices Trend

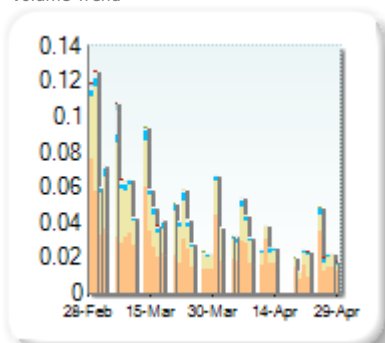


Best Price % measures how often each venue posts an absolute best price (no ties) for stocks. The result is averaged over the stocks in the index and is based on measurements of the order book every 5 seconds.

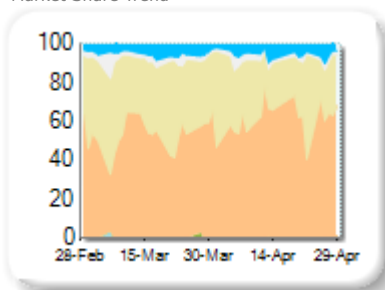
Market Share

Rank	Venue	Market Share	Change
1	XMAD	61.25%	+9.05
2	CEUX	30.18%	-8.50
3	AQEU	5.55%	+0.69
4	TQEX	2.91%	-0.94
5	BATE	0.06%	-0.05
6	TRQX	0.05%	-0.21
7	CHIX	0.01%	-0.04
8	AQXE	0.00%	+0.00

Volume Trend



Market Share Trend



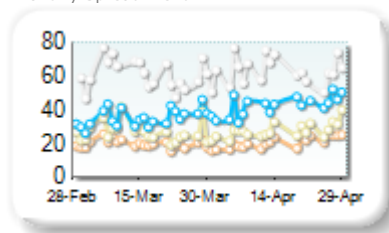
Market share is based on on-book value traded during continuous trading. The share is calculated by averaging over all stocks in the index. The current value shown is for last week and the change is relative to the previous week.

Spreads

At touch

Rank	Venue	Spread (bps)	Change
1	XMAD	20.95	+1.31
2	CEUX	28.00	+1.42
3	AQEU	42.55	+7.35
4	TQEX	64.30	+2.84

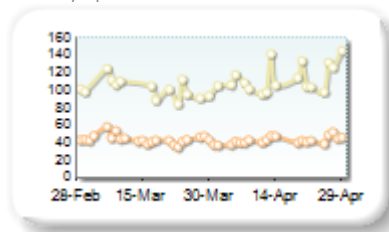
Monthly Spread Trend



25k EUR deal

Rank	Venue	Spread (bps)	Change
1	XMAD	43.47	-0.83
2	CEUX	114.41	+12.10

Monthly Spread Trend



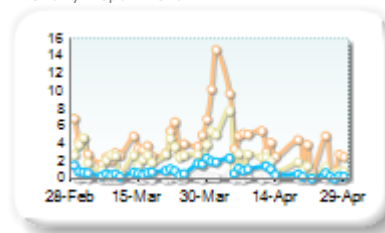
Spreads measure the bid to offer spread of the best visible orders in the book. The result is averaged over the stocks in the index and is based on measurements of the order books every 30 seconds. The value for the spread is quoted in basis points (0.01%).

Book Depths

10BPS Depth (top of book)

Rank	Venue	Depth (1K EUR)	Change
1	XMAD	4.3	+0.1
2	CEUX	2.0	-0.8
3	AQEU	0.8	-0.1
4	TQEX	0.1	0.0

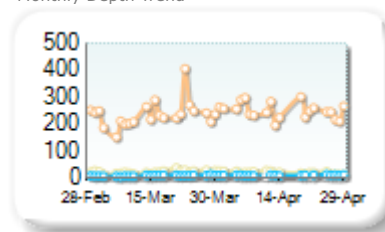
Monthly Depth Trend



50BPS Depth (deeper into book)

Rank	Venue	Depth (1K EUR)	Change
1	XMAD	248.9	+11.5
2	CEUX	20.9	-2.7
3	AQEU	10.8	+1.6
4	TQEX	5.7	-0.3

Monthly Depth Trend



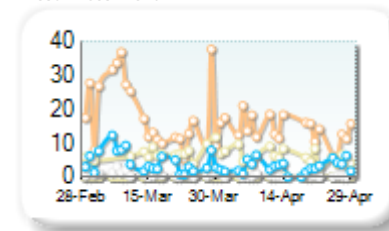
Market depth measures the amount of visible liquidity (bids and offers) in the order book within 10 or 50 BPS of mid price. The result is averaged over the stocks in the index and is based on measurements of the order book every 30 seconds. This is quoted in '000s of EUR.

Best Prices

At touch

Rank	Venue	Best Price (%)	Change
1	XMAD	13.84	-1.73
2	CEUX	5.72	-1.25
3	AQEU	3.06	-2.30
4	TQEX	0.37	-0.28
5	CHIX	0.00	+0.00
6	TRQX	0.00	+0.00
7	BATE	0.00	+0.00
8	AQXE	0.00	+0.00

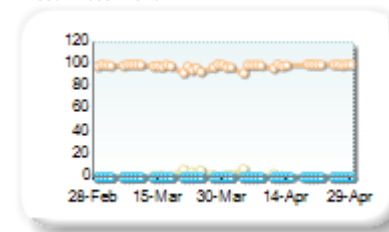
Best Prices Trend



25k EUR deal

Rank	Venue	Best Price (%)	Change
1	XMAD	98.93	+0.73
2	CEUX	1.02	-1.33
3	AQEU	0.01	+0.01
4	TQEX	0.00	0.00
5	CHIX	0.00	+0.00
6	TRQX	0.00	+0.00
7	BATE	0.00	+0.00
8	AQXE	0.00	+0.00

Best Prices Trend

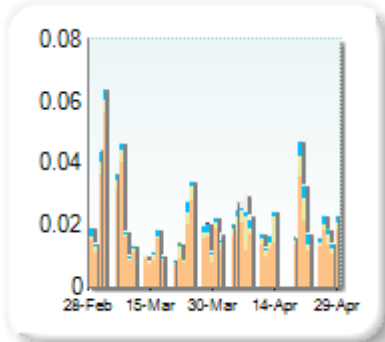


Best Price % measures how often each venue posts an absolute best price (no ties) for stocks. The result is averaged over the stocks in the index and is based on measurements of the order book every 5 seconds.

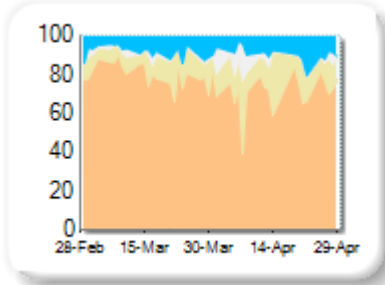
Market Share

Rank	Venue	Market Share	Change
1	XMAD	69.67%	-11.66
2	CEUX	15.84%	+6.77
3	AQEU	9.37%	+1.52
4	TQEX	5.11%	+3.41
5	BATE	0.01%	-0.03

Volume Trend



Market Share Trend



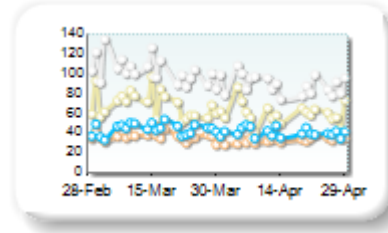
Market share is based on on-book value traded during continuous trading. The share is calculated by averaging over all stocks in the index. The current value shown is for last week and the change is relative to the previous week.

Spreads

At touch

Rank	Venue	Spread (bps)	Change
1	XMAD	32.96	-3.22
2	AQEU	40.68	-3.03
3	CEUX	59.77	-8.68
4	TQEX	88.69	-16.53

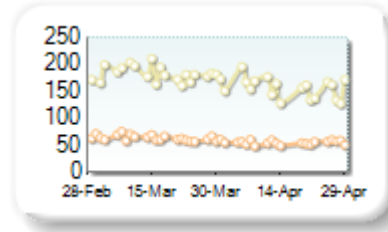
Monthly Spread Trend



25k EUR deal

Rank	Venue	Spread (bps)	Change
1	XMAD	54.80	-8.55
2	CEUX	154.87	-26.10

Monthly Spread Trend



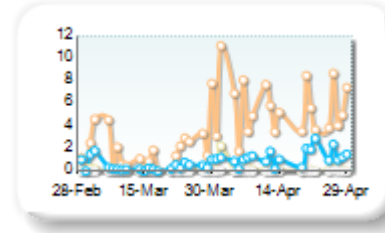
Spreads measure the bid to offer spread of the best visible orders in the book. The result is averaged over the stocks in the index and is based on measurements of the order books every 30 seconds. The value for the spread is quoted in basis points (0.01%).

Book Depths

10BPS Depth (top of book)

Rank	Venue	Depth (1K EUR)	Change
1	XMAD	5.7	+3.7
2	AQEU	1.3	+0.8
3	CEUX	0.3	+0.1
4	TQEX	0.0	+0.0

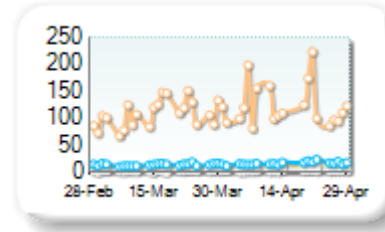
Monthly Depth Trend



50BPS Depth (deeper into book)

Rank	Venue	Depth (1K EUR)	Change
1	XMAD	123.2	+15.0
2	AQEU	16.7	+2.6
3	CEUX	9.6	+2.9
4	TQEX	3.0	+0.3

Monthly Depth Trend



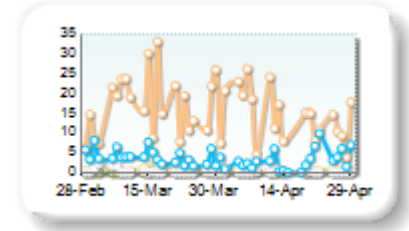
Market depth measures the amount of visible liquidity (bids and offers) in the order book within 10 or 50 BPS of mid price. The result is averaged over the stocks in the index and is based on measurements of the order book every 30 seconds. This is quoted in '000s of EUR.

Best Prices

At touch

Rank	Venue	Best Price (%)	Change
1	XMAD	14.65	+2.47
2	AQEU	3.06	-1.78
3	CEUX	0.53	-0.97
4	TQEX	0.05	-0.26
5	CHIX	0.00	+0.00
6	BATE	0.00	+0.00

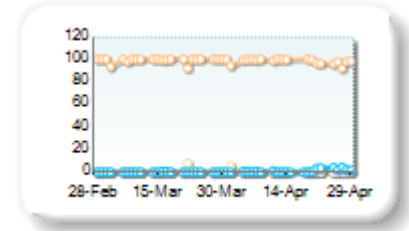
Best Prices Trend



25k EUR deal

Rank	Venue	Best Price (%)	Change
1	XMAD	98.09	-1.08
2	AQEU	1.25	+1.17
3	CEUX	0.35	-0.14
4	CHIX	0.00	+0.00
5	BATE	0.00	+0.00
6	TQEX	0.00	-0.06

Best Prices Trend

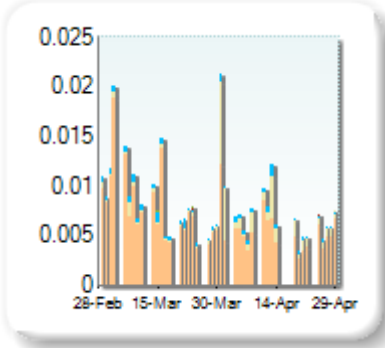


Best Price % measures how often each venue posts an absolute best price (no ties) for stocks. The result is averaged over the stocks in the index and is based on measurements of the order book every 5 seconds.

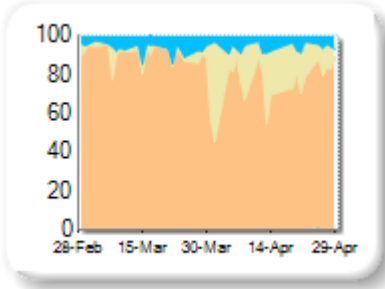
Market Share

Rank	Venue	Market Share	Change
1	XMAD	75.01%	-12.31
2	CEUX	18.76%	+11.93
3	AQEU	6.15%	+0.32
4	CHIX	0.09%	+0.08
5	AQXE	0.00%	+0.00

Volume Trend



Market Share Trend



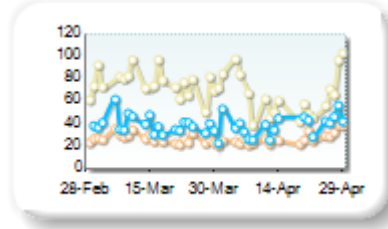
Market share is based on on-book value traded during continuous trading. The share is calculated by averaging over all stocks in the index. The current value shown is for last week and the change is relative to the previous week.

Spreads

At touch

Rank	Venue	Spread (bps)	Change
1	XMAD	27.44	+0.48
2	AQEU	39.35	+0.67
3	CEUX	67.88	-11.77

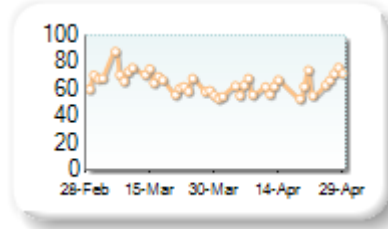
Monthly Spread Trend



25k EUR deal

Rank	Venue	Spread (bps)	Change
1	XMAD	62.83	-2.83

Monthly Spread Trend



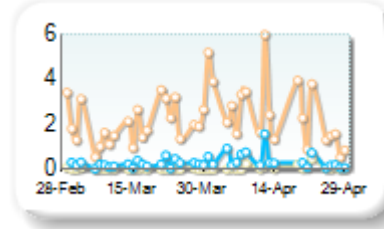
Spreads measure the bid to offer spread of the best visible orders in the book. The result is averaged over the stocks in the index and is based on measurements of the order books every 30 seconds. The value for the spread is quoted in basis points (0.01%).

Book Depths

10BPS Depth (top of book)

Rank	Venue	Depth (1K EUR)	Change
1	XMAD	2.4	+0.2
2	AQEU	0.4	+0.1
3	CEUX	0.1	+0.1

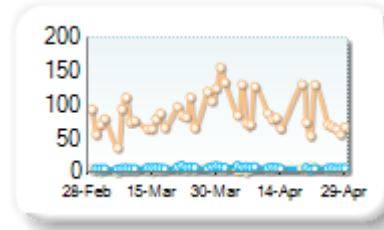
Monthly Depth Trend



50BPS Depth (deeper into book)

Rank	Venue	Depth (1K EUR)	Change
1	XMAD	86.3	-0.3
2	AQEU	6.7	+0.1
3	CEUX	4.7	+0.9

Monthly Depth Trend



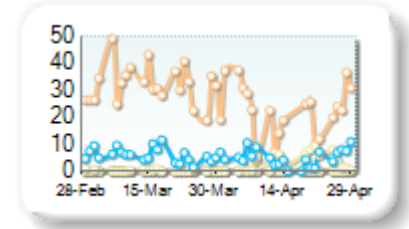
Market depth measures the amount of visible liquidity (bids and offers) in the order book within 10 or 50 BPS of mid price. The result is averaged over the stocks in the index and is based on measurements of the order book every 30 seconds. This is quoted in '000s of EUR.

Best Prices

At touch

Rank	Venue	Best Price (%)	Change
1	XMAD	22.59	-2.21
2	AQEU	4.95	-2.13
3	CEUX	3.36	+0.29
4	CHIX	0.00	+0.00
5	BATE	0.00	+0.00
6	AQXE	0.00	+0.00

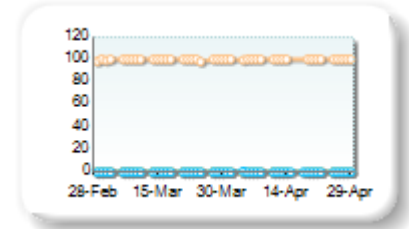
Best Prices Trend



25k EUR deal

Rank	Venue	Best Price (%)	Change
1	XMAD	99.91	+0.17
2	AQEU	0.03	+0.03
3	CEUX	0.00	-0.03
4	CHIX	0.00	+0.00
5	BATE	0.00	+0.00
6	AQXE	0.00	+0.00

Best Prices Trend

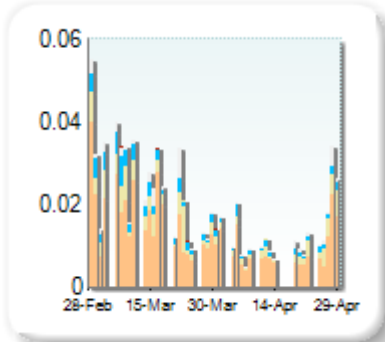


Best Price % measures how often each venue posts an absolute best price (no ties) for stocks. The result is averaged over the stocks in the index and is based on measurements of the order book every 5 seconds.

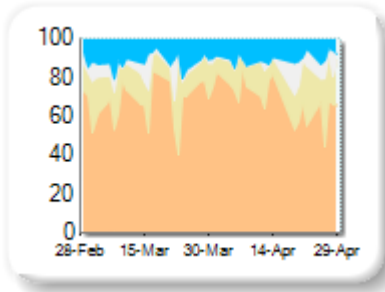
Market Share

Rank	Venue	Market Share	Change
1	XMAD	67.34%	+0.78
2	CEUX	17.49%	+1.37
3	AQEU	9.77%	-1.70
4	TQEX	5.40%	-0.41
5	AQXE	0.00%	+0.00

Volume Trend



Market Share Trend



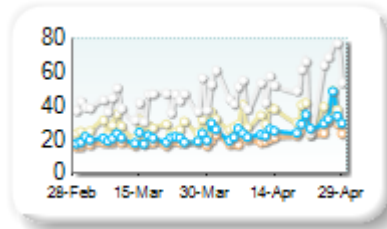
Market share is based on on-book value traded during continuous trading. The share is calculated by averaging over all stocks in the index. The current value shown is for last week and the change is relative to the previous week.

Spreads

At touch

Rank	Venue	Spread (bps)	Change
1	XMAD	22.77	+4.60
2	AQEU	27.42	+6.73
3	CEUX	33.85	+6.96
4	TQEX	58.78	+16.57

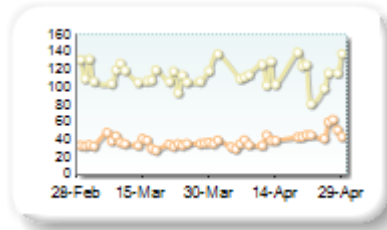
Monthly Spread Trend



25k EUR deal

Rank	Venue	Spread (bps)	Change
1	XMAD	42.88	+6.39
2	CEUX	126.78	+10.87
3	AQEU	211.89	n/a

Monthly Spread Trend



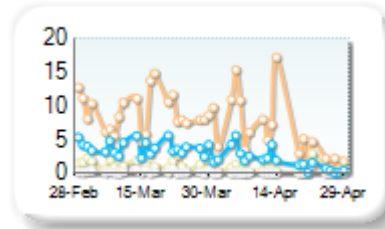
Spreads measure the bid to offer spread of the best visible orders in the book. The result is averaged over the stocks in the index and is based on measurements of the order books every 30 seconds. The value for the spread is quoted in basis points (0.01%).

Book Depths

10BPS Depth (top of book)

Rank	Venue	Depth (1K EUR)	Change
1	XMAD	5.7	-3.4
2	AQEU	1.9	-1.8
3	CEUX	0.5	-0.7
4	TQEX	0.1	-0.1

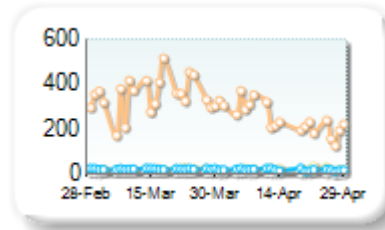
Monthly Depth Trend



50BPS Depth (deeper into book)

Rank	Venue	Depth (1K EUR)	Change
1	XMAD	242.8	-104.4
2	CEUX	21.0	-0.8
3	AQEU	19.9	-2.9
4	TQEX	6.7	-3.1

Monthly Depth Trend



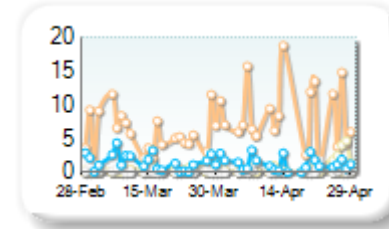
Market depth measures the amount of visible liquidity (bids and offers) in the order book within 10 or 50 BPS of mid price. The result is averaged over the stocks in the index and is based on measurements of the order book every 30 seconds. This is quoted in '000s of EUR.

Best Prices

At touch

Rank	Venue	Best Price (%)	Change
1	XMAD	8.39	+3.48
2	AQEU	1.21	-0.21
3	CEUX	1.01	+0.64
4	TQEX	0.31	+0.16
5	CHIX	0.00	+0.00
6	BATE	0.00	+0.00
7	AQXE	0.00	+0.00

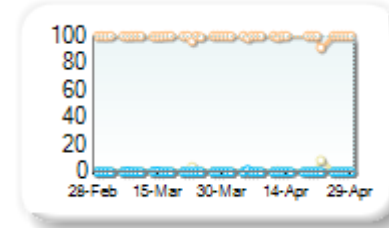
Best Prices Trend



25k EUR deal

Rank	Venue	Best Price (%)	Change
1	XMAD	99.35	-0.30
2	CEUX	0.52	+0.20
3	AQEU	0.07	-0.01
4	TQEX	0.00	+0.00
5	CHIX	0.00	+0.00
6	BATE	0.00	+0.00
7	AQXE	0.00	+0.00

Best Prices Trend

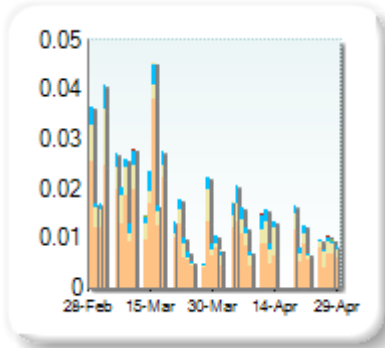


Best Price % measures how often each venue posts an absolute best price (no ties) for stocks. The result is averaged over the stocks in the index and is based on measurements of the order book every 5 seconds.

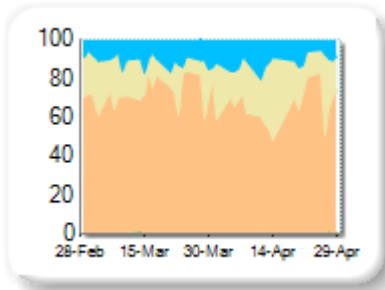
Market Share

Rank	Venue	Market Share	Change
1	XMAD	65.31%	-6.40
2	CEUX	21.99%	+4.45
3	AQEU	12.55%	+1.90
4	BATE	0.08%	-0.01
5	CHIX	0.08%	+0.05
6	AQXE	0.00%	+0.00

Volume Trend



Market Share Trend



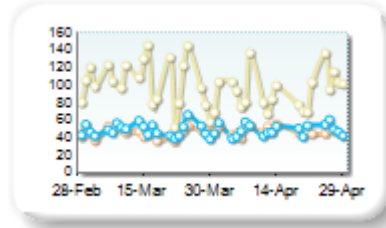
Market share is based on on-book value traded during continuous trading. The share is calculated by averaging over all stocks in the index. The current value shown is for last week and the change is relative to the previous week.

Spreads

At touch

Rank	Venue	Spread (bps)	Change
1	XMAD	47.97	+1.34
2	AQEU	49.67	+0.37
3	CEUX	95.16	-10.78

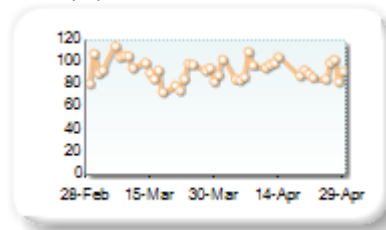
Monthly Spread Trend



25k EUR deal

Rank	Venue	Spread (bps)	Change
1	XMAD	93.86	+0.93

Monthly Spread Trend



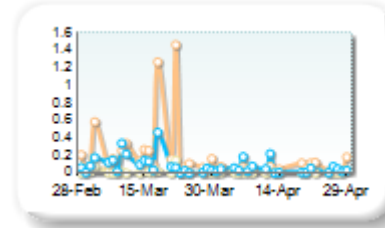
Spreads measure the bid to offer spread of the best visible orders in the book. The result is averaged over the stocks in the index and is based on measurements of the order books every 30 seconds. The value for the spread is quoted in basis points (0.01%).

Book Depths

10BPS Depth (top of book)

Rank	Venue	Depth (1K EUR)	Change
1	XMAD	0.1	-0.2
2	AQEU	0.1	-0.1
3	CEUX	0.0	0.0

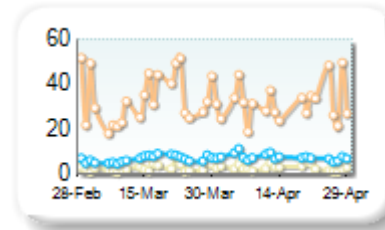
Monthly Depth Trend



50BPS Depth (deeper into book)

Rank	Venue	Depth (1K EUR)	Change
1	XMAD	31.7	-2.0
2	AQEU	7.6	+0.8
3	CEUX	3.0	+0.2

Monthly Depth Trend



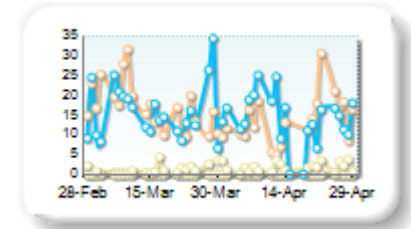
Market depth measures the amount of visible liquidity (bids and offers) in the order book within 10 or 50 BPS of mid price. The result is averaged over the stocks in the index and is based on measurements of the order book every 30 seconds. This is quoted in '000s of EUR.

Best Prices

At touch

Rank	Venue	Best Price (%)	Change
1	XMAD	13.95	-1.17
2	AQEU	13.93	-5.78
3	CEUX	1.79	+0.99
4	CHIX	0.00	+0.00
5	BATE	0.00	0.00
6	AQXE	0.00	+0.00

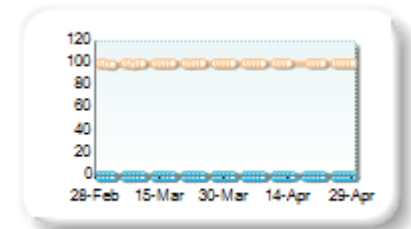
Best Prices Trend



25k EUR deal

Rank	Venue	Best Price (%)	Change
1	XMAD	99.95	+0.16
2	AQEU	0.00	-0.02
3	CHIX	0.00	+0.00
4	BATE	0.00	+0.00
5	AQXE	0.00	+0.00
6	CEUX	0.00	-0.02

Best Prices Trend

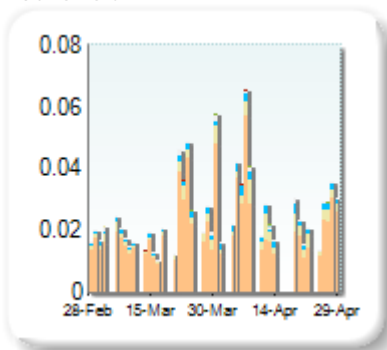


Best Price % measures how often each venue posts an absolute best price (no ties) for stocks. The result is averaged over the stocks in the index and is based on measurements of the order book every 5 seconds.

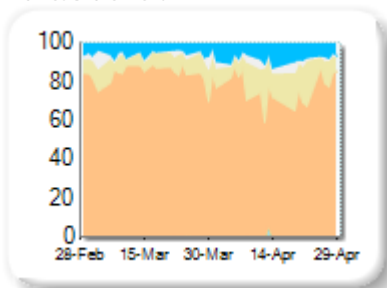
Market Share

Rank	Venue	Market Share	Change
1	XMAD	77.57%	-6.13
2	CEUX	12.54%	+3.80
3	AQEU	7.48%	+2.47
4	TQEX	2.16%	-0.31
5	TRQX	0.22%	+0.22
6	BATE	0.02%	-0.04
7	CHIX	0.01%	-0.01

Volume Trend



Market Share Trend



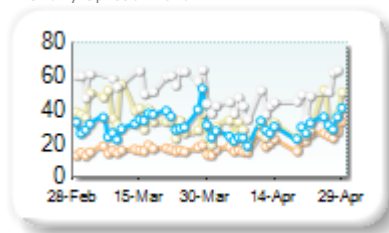
Market share is based on on-book value traded during continuous trading. The share is calculated by averaging over all stocks in the index. The current value shown is for last week and the change is relative to the previous week.

Spreads

At touch

Rank	Venue	Spread (bps)	Change
1	XMAD	21.12	+5.30
2	AQEU	28.28	-3.74
3	CEUX	30.87	-4.87
4	TQEX	49.29	-10.05

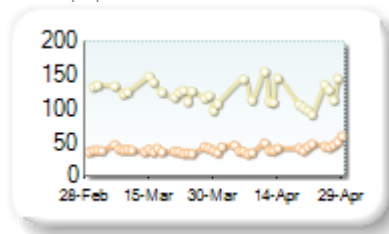
Monthly Spread Trend



25k EUR deal

Rank	Venue	Spread (bps)	Change
1	XMAD	42.72	+4.56
2	CEUX	136.15	+10.44

Monthly Spread Trend



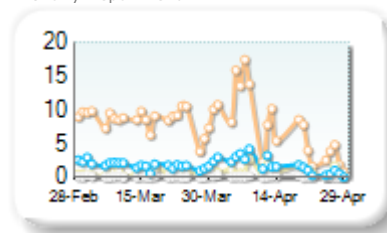
Spreads measure the bid to offer spread of the best visible orders in the book. The result is averaged over the stocks in the index and is based on measurements of the order books every 30 seconds. The value for the spread is quoted in basis points (0.01%).

Book Depths

10BPS Depth (top of book)

Rank	Venue	Depth (1K EUR)	Change
1	XMAD	7.4	-1.2
2	AQEU	1.7	-0.1
3	CEUX	0.9	+0.3
4	TQEX	0.1	+0.0

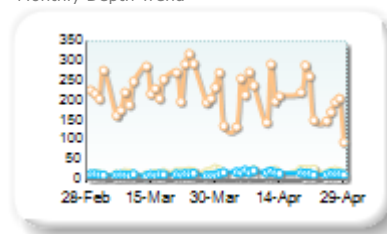
Monthly Depth Trend



50BPS Depth (deeper into book)

Rank	Venue	Depth (1K EUR)	Change
1	XMAD	201.5	-32.8
2	CEUX	17.3	+1.8
3	AQEU	15.8	+4.4
4	TQEX	6.0	+0.5

Monthly Depth Trend



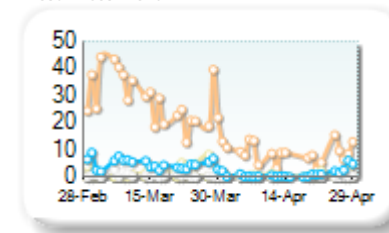
Market depth measures the amount of visible liquidity (bids and offers) in the order book within 10 or 50 BPS of mid price. The result is averaged over the stocks in the index and is based on measurements of the order book every 30 seconds. This is quoted in '000s of EUR.

Best Prices

At touch

Rank	Venue	Best Price (%)	Change
1	XMAD	8.73	-21.01
2	AQEU	1.12	-3.52
3	CEUX	0.98	-1.88
4	TQEX	0.16	-0.54
5	CHIX	0.00	+0.00
6	TRQX	0.00	+0.00
7	BATE	0.00	+0.00
8	AQXE	0.00	+0.00

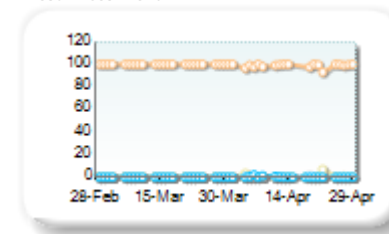
Best Prices Trend



25k EUR deal

Rank	Venue	Best Price (%)	Change
1	XMAD	98.84	-1.12
2	CEUX	0.71	+0.71
3	AQEU	0.23	+0.23
4	TQEX	0.13	+0.13
5	CHIX	0.00	+0.00
6	TRQX	0.00	+0.00
7	BATE	0.00	+0.00
8	AQXE	0.00	+0.00

Best Prices Trend



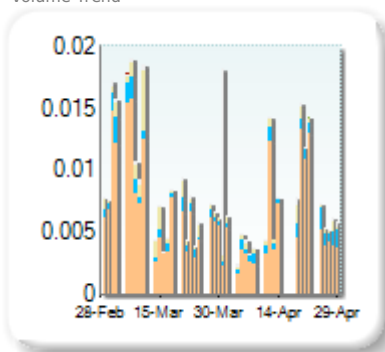
Best Price % measures how often each venue posts an absolute best price (no ties) for stocks. The result is averaged over the stocks in the index and is based on measurements of the order book every 5 seconds.

Fomento de Construcciones y Contratas SA

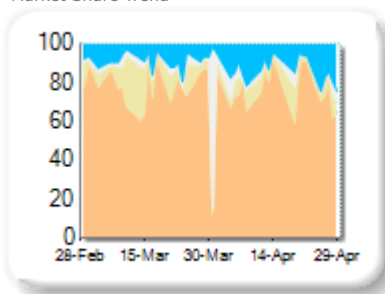
Market Share

Rank	Venue	Market Share	Change
1	XMAD	79.72%	+5.86
2	AQEU	11.58%	+3.45
3	CEUX	6.12%	-2.73
4	TQEX	2.55%	-6.60
5	CHIX	0.02%	+0.02
6	BATE	0.01%	+0.01

Volume Trend



Market Share Trend



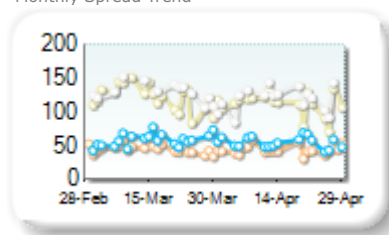
Market share is based on on-book value traded during continuous trading. The share is calculated by averaging over all stocks in the index. The current value shown is for last week and the change is relative to the previous week.

Spreads

At touch

Rank	Venue	Spread (bps)	Change
1	XMAD	43.67	-1.43
2	AQEU	54.48	-3.34
3	CEUX	116.81	-7.05
4	TQEX	134.55	-7.23

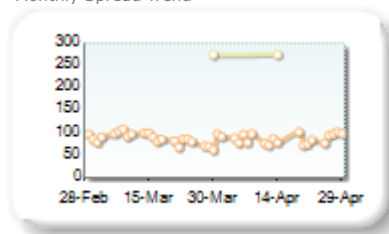
Monthly Spread Trend



25k EUR deal

Rank	Venue	Spread (bps)	Change
1	XMAD	87.42	-0.53
2	CEUX	314.56	-55.39

Monthly Spread Trend



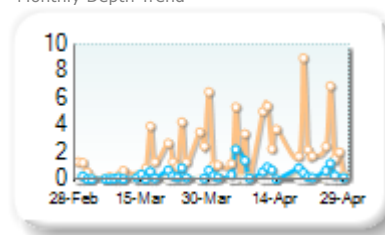
Spreads measure the bid to offer spread of the best visible orders in the book. The result is averaged over the stocks in the index and is based on measurements of the order books every 30 seconds. The value for the spread is quoted in basis points (0.01%).

Book Depths

10BPS Depth (top of book)

Rank	Venue	Depth (1K EUR)	Change
1	XMAD	2.9	+1.4
2	AQEU	0.6	+0.3
3	CEUX	0.1	+0.0
4	TQEX	0.0	+0.0

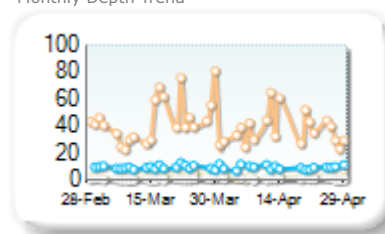
Monthly Depth Trend



50BPS Depth (deeper into book)

Rank	Venue	Depth (1K EUR)	Change
1	XMAD	38.1	-5.7
2	AQEU	9.5	0.0
3	CEUX	2.1	0.0
4	TQEX	1.3	+0.3

Monthly Depth Trend



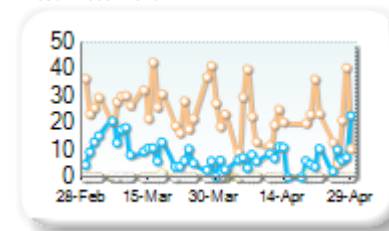
Market depth measures the amount of visible liquidity (bids and offers) in the order book within 10 or 50 BPS of mid price. The result is averaged over the stocks in the index and is based on measurements of the order book every 30 seconds. This is quoted in '000s of EUR.

Best Prices

At touch

Rank	Venue	Best Price (%)	Change
1	XMAD	21.44	-2.22
2	AQEU	7.01	-1.58
3	CEUX	0.50	+0.55
4	TQEX	0.35	+0.27
5	CHIX	0.00	+0.00
6	BATE	0.00	+0.00

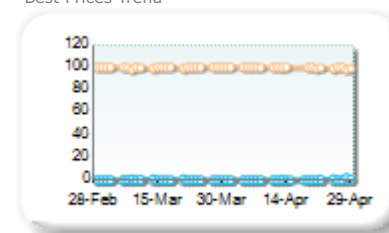
Best Prices Trend



25k EUR deal

Rank	Venue	Best Price (%)	Change
1	XMAD	99.61	-0.13
2	AQEU	0.26	+0.08
3	CHIX	0.00	+0.00
4	BATE	0.00	+0.00
5	CEUX	0.00	+0.00
6	TQEX	0.00	+0.00

Best Prices Trend

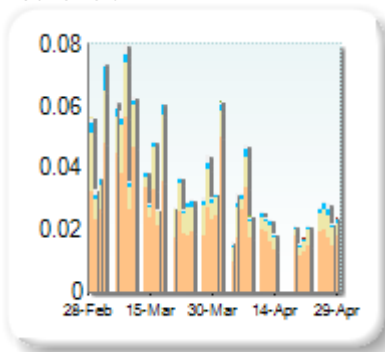


Best Price % measures how often each venue posts an absolute best price (no ties) for stocks. The result is averaged over the stocks in the index and is based on measurements of the order book every 5 seconds.

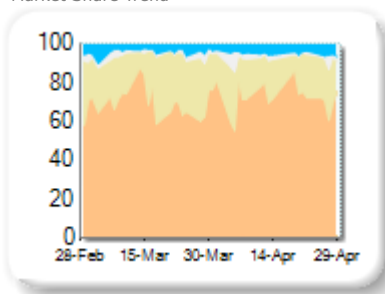
Market Share

Rank	Venue	Market Share	Change
1	XMAD	72.58%	+3.51
2	CEUX	19.54%	-4.47
3	AQEU	4.91%	+0.58
4	TQEX	2.91%	+0.32
5	BATE	0.05%	+0.05
6	CHIX	0.01%	+0.00

Volume Trend



Market Share Trend



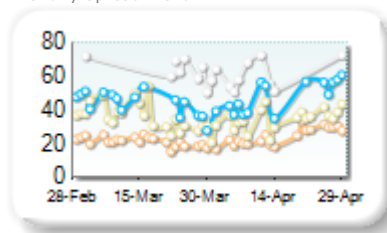
Market share is based on on-book value traded during continuous trading. The share is calculated by averaging over all stocks in the index. The current value shown is for last week and the change is relative to the previous week.

Spreads

At touch

Rank	Venue	Spread (bps)	Change
1	XMAD	24.55	+3.38
2	CEUX	34.83	-0.76
3	AQEU	47.84	+4.13
4	TQEX	75.55	-2.36

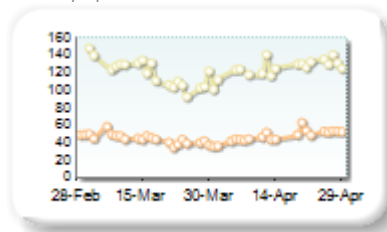
Monthly Spread Trend



25k EUR deal

Rank	Venue	Spread (bps)	Change
1	XMAD	48.86	+3.99
2	CEUX	127.50	+8.38

Monthly Spread Trend



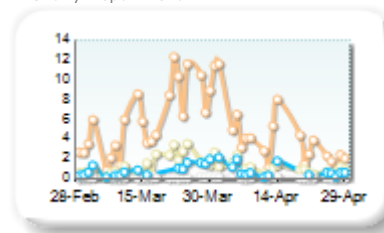
Spreads measure the bid to offer spread of the best visible orders in the book. The result is averaged over the stocks in the index and is based on measurements of the order books every 30 seconds. The value for the spread is quoted in basis points (0.01%).

Book Depths

10BPS Depth (top of book)

Rank	Venue	Depth (1K EUR)	Change
1	XMAD	3.8	-2.3
2	CEUX	0.9	-0.5
3	AQEU	0.7	-0.1
4	TQEX	0.1	+0.0

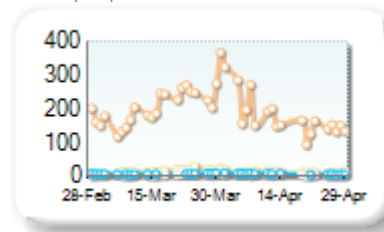
Monthly Depth Trend



50BPS Depth (deeper into book)

Rank	Venue	Depth (1K EUR)	Change
1	XMAD	175.1	-33.5
2	CEUX	13.0	-2.8
3	AQEU	6.6	+0.3
4	TQEX	4.2	0.0

Monthly Depth Trend



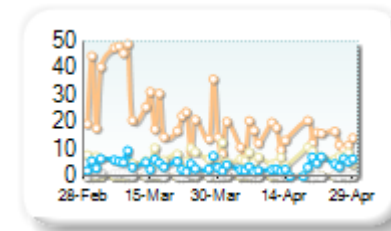
Market depth measures the amount of visible liquidity (bids and offers) in the order book within 10 or 50 BPS of mid price. The result is averaged over the stocks in the index and is based on measurements of the order book every 30 seconds. This is quoted in '000s of EUR.

Best Prices

At touch

Rank	Venue	Best Price (%)	Change
1	XMAD	14.55	-8.78
2	CEUX	6.63	-0.65
3	AQEU	3.52	-1.48
4	TQEX	0.40	-0.40
5	CHIX	0.00	+0.00
6	BATE	0.00	+0.00
7	AQXE	0.00	+0.00

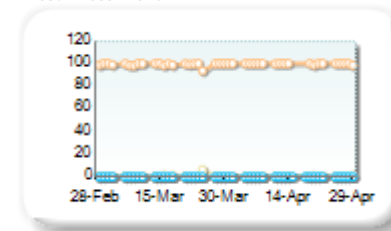
Best Prices Trend



25k EUR deal

Rank	Venue	Best Price (%)	Change
1	XMAD	99.78	+0.53
2	CEUX	0.16	-0.52
3	AQEU	0.01	+0.00
4	TQEX	0.00	-0.01
5	CHIX	0.00	+0.00
6	BATE	0.00	+0.00
7	AQXE	0.00	+0.00

Best Prices Trend

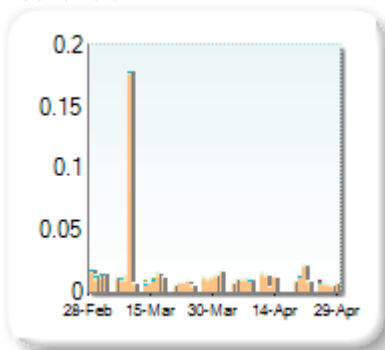


Best Price % measures how often each venue posts an absolute best price (no ties) for stocks. The result is averaged over the stocks in the index and is based on measurements of the order book every 5 seconds.

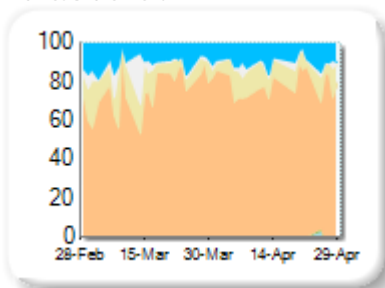
Market Share

Rank	Venue	Market Share	Change
1	XMAD	78.97%	-3.98
2	CEUX	9.67%	+2.25
3	AQEU	9.27%	+2.06
4	TQEX	1.92%	-0.49
5	TRQX	0.13%	+0.13
6	BATE	0.05%	+0.04
7	CHIX	0.00%	+0.00

Volume Trend



Market Share Trend



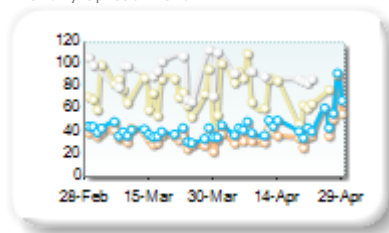
Market share is based on on-book value traded during continuous trading. The share is calculated by averaging over all stocks in the index. The current value shown is for last week and the change is relative to the previous week.

Spreads

At touch

Rank	Venue	Spread (bps)	Change
1	XMAD	41.77	+7.25
2	AQEU	48.54	+9.29
3	CEUX	94.47	+19.81
4	TQEX	124.73	+13.25

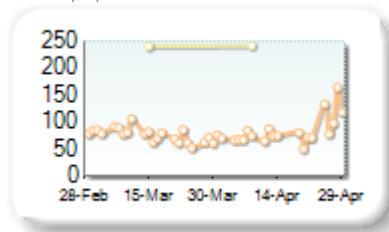
Monthly Spread Trend



25k EUR deal

Rank	Venue	Spread (bps)	Change
1	XMAD	83.90	+8.08
2	CEUX	264.13	-1.12

Monthly Spread Trend



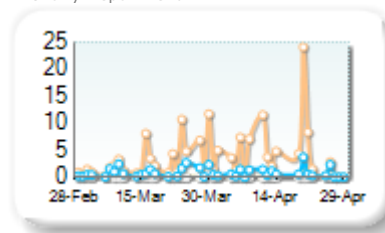
Spreads measure the bid to offer spread of the best visible orders in the book. The result is averaged over the stocks in the index and is based on measurements of the order books every 30 seconds. The value for the spread is quoted in basis points (0.01%).

Book Depths

10BPS Depth (top of book)

Rank	Venue	Depth (1K EUR)	Change
1	XMAD	5.2	+1.5
2	AQEU	0.9	-0.1
3	CEUX	0.1	-0.1
4	TQEX	0.0	0.0

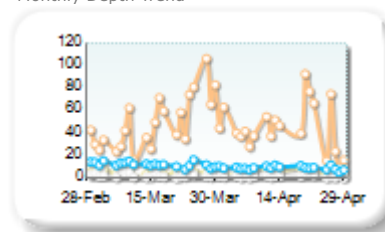
Monthly Depth Trend



50BPS Depth (deeper into book)

Rank	Venue	Depth (1K EUR)	Change
1	XMAD	44.8	-4.4
2	AQEU	9.1	-3.0
3	CEUX	4.2	-2.3
4	TQEX	1.6	-0.8

Monthly Depth Trend



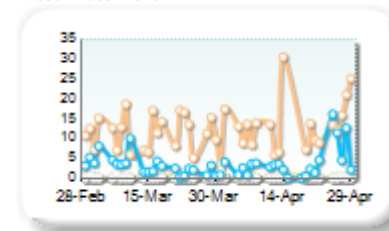
Market depth measures the amount of visible liquidity (bids and offers) in the order book within 10 or 50 BPS of mid price. The result is averaged over the stocks in the index and is based on measurements of the order book every 30 seconds. This is quoted in '000s of EUR.

Best Prices

At touch

Rank	Venue	Best Price (%)	Change
1	XMAD	13.63	+3.31
2	AQEU	3.93	-0.54
3	CEUX	0.22	-0.30
4	TQEX	0.02	-0.06
5	CHIX	0.00	+0.00
6	TRQX	0.00	+0.00
7	BATE	0.00	+0.00
8	AQXE	0.00	+0.00

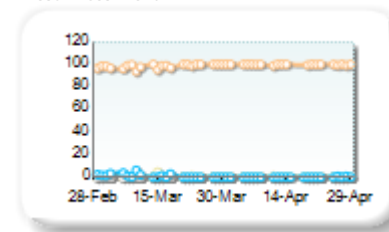
Best Prices Trend



25k EUR deal

Rank	Venue	Best Price (%)	Change
1	XMAD	99.74	+1.31
2	CEUX	0.09	-0.44
3	AQEU	0.08	-1.08
4	CHIX	0.00	+0.00
5	TRQX	0.00	+0.00
6	BATE	0.00	+0.00
7	AQXE	0.00	+0.00
8	TQEX	0.00	+0.00

Best Prices Trend

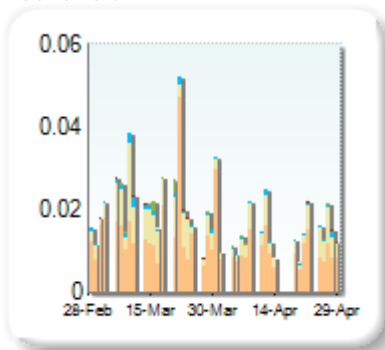


Best Price % measures how often each venue posts an absolute best price (no ties) for stocks. The result is averaged over the stocks in the index and is based on measurements of the order book every 5 seconds.

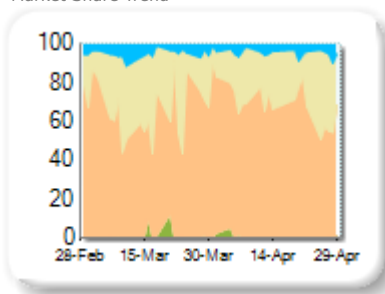
Market Share

Rank	Venue	Market Share	Change
1	XMAD	66.99%	+0.96
2	CEUX	27.58%	-0.12
3	AQEU	5.01%	0.00
4	BATE	0.39%	-0.86
5	CHIX	0.03%	+0.02
6	AQXE	0.00%	0.00

Volume Trend



Market Share Trend



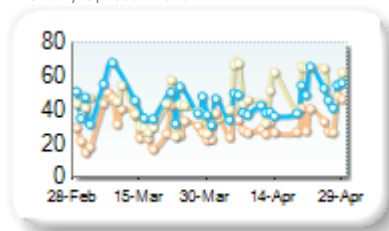
Market share is based on on-book value traded during continuous trading. The share is calculated by averaging over all stocks in the index. The current value shown is for last week and the change is relative to the previous week.

Spreads

At touch

Rank	Venue	Spread (bps)	Change
1	XMAD	32.59	+3.19
2	AQEU	45.46	+2.35
3	CEUX	57.84	+14.87
4	AQXE	501.00	+0.00

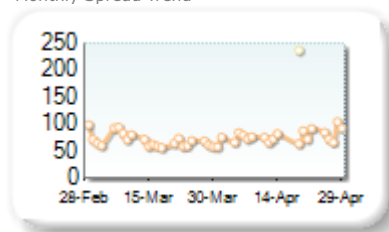
Monthly Spread Trend



25k EUR deal

Rank	Venue	Spread (bps)	Change
1	XMAD	78.07	+8.71
2	CEUX	235.76	n/a

Monthly Spread Trend



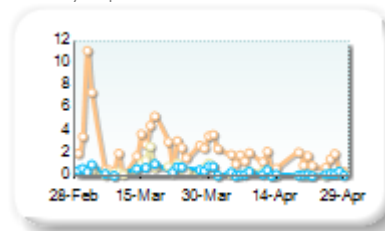
Spreads measure the bid to offer spread of the best visible orders in the book. The result is averaged over the stocks in the index and is based on measurements of the order books every 30 seconds. The value for the spread is quoted in basis points (0.01%).

Book Depths

10BPS Depth (top of book)

Rank	Venue	Depth (1K EUR)	Change
1	XMAD	1.4	-1.6
2	AQEU	0.2	-0.4
3	CEUX	0.2	-0.5

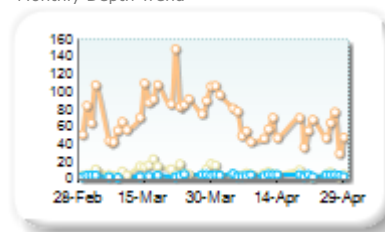
Monthly Depth Trend



50BPS Depth (deeper into book)

Rank	Venue	Depth (1K EUR)	Change
1	XMAD	60.1	-24.1
2	CEUX	6.6	-4.5
3	AQEU	5.5	+0.7

Monthly Depth Trend



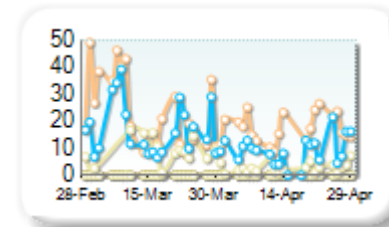
Market depth measures the amount of visible liquidity (bids and offers) in the order book within 10 or 50 BPS of mid price. The result is averaged over the stocks in the index and is based on measurements of the order book every 30 seconds. This is quoted in '000s of EUR.

Best Prices

At touch

Rank	Venue	Best Price (%)	Change
1	XMAD	17.90	-0.05
2	AQEU	9.17	-8.33
3	CEUX	2.76	-6.67
4	CHIX	0.00	+0.00
5	BATE	0.00	+0.00
6	AQXE	0.00	+0.00

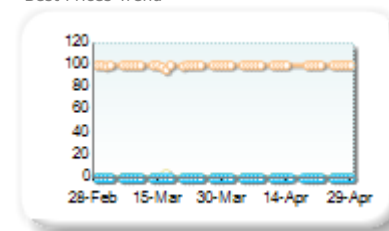
Best Prices Trend



25k EUR deal

Rank	Venue	Best Price (%)	Change
1	XMAD	99.93	+0.31
2	CEUX	0.02	-0.46
3	CHIX	0.00	+0.00
4	BATE	0.00	+0.00
5	AQXE	0.00	+0.00
6	AQEU	0.00	+0.00

Best Prices Trend

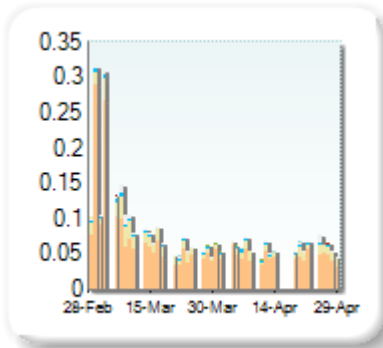


Best Price % measures how often each venue posts an absolute best price (no ties) for stocks. The result is averaged over the stocks in the index and is based on measurements of the order book every 5 seconds.

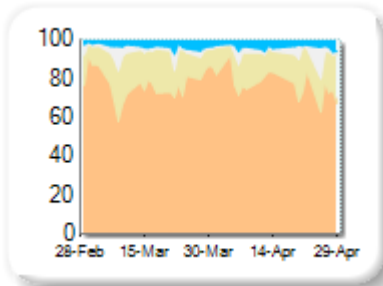
Market Share

Rank	Venue	Market Share	Change
1	XMAD	76.33%	-2.56
2	CEUX	15.91%	+1.03
3	AQEU	4.04%	+1.01
4	TQEX	3.59%	+0.43
5	BATE	0.07%	+0.04
6	CHIX	0.04%	+0.03
7	TRQX	0.02%	+0.01
8	AQXE	0.00%	+0.00

Volume Trend



Market Share Trend



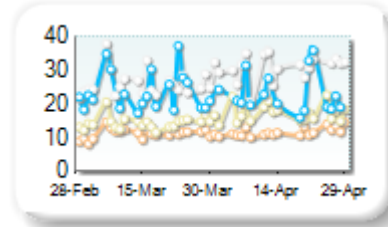
Market share is based on on-book value traded during continuous trading. The share is calculated by averaging over all stocks in the index. The current value shown is for last week and the change is relative to the previous week.

Spreads

At touch

Rank	Venue	Spread (bps)	Change
1	XMAD	11.67	+0.52
2	CEUX	17.29	+2.88
3	AQEU	24.22	+0.83
4	TQEX	31.31	+5.09

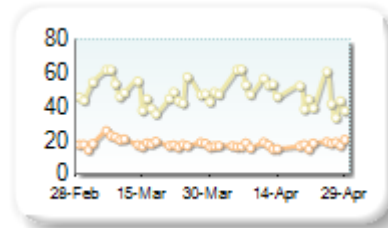
Monthly Spread Trend



25k EUR deal

Rank	Venue	Spread (bps)	Change
1	XMAD	17.23	-1.16
2	CEUX	51.03	+3.42

Monthly Spread Trend



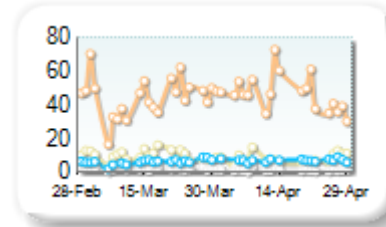
Spreads measure the bid to offer spread of the best visible orders in the book. The result is averaged over the stocks in the index and is based on measurements of the order books every 30 seconds. The value for the spread is quoted in basis points (0.01%).

Book Depths

10BPS Depth (top of book)

Rank	Venue	Depth (1K EUR)	Change
1	XMAD	46.4	+1.9
2	CEUX	8.0	-2.0
3	AQEU	7.2	+1.0
4	TQEX	1.5	-0.8
5	AQXE	0.2	+0.0

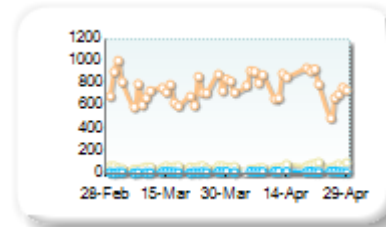
Monthly Depth Trend



50BPS Depth (deeper into book)

Rank	Venue	Depth (1K EUR)	Change
1	XMAD	793.5	+43.4
2	CEUX	67.3	+5.4
3	TQEX	23.4	+1.5
4	AQEU	20.3	+4.4
5	AQXE	0.2	+0.0

Monthly Depth Trend



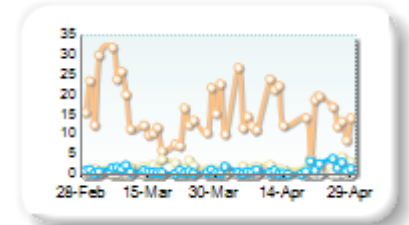
Market depth measures the amount of visible liquidity (bids and offers) in the order book within 10 or 50 BPS of mid price. The result is averaged over the stocks in the index and is based on measurements of the order book every 30 seconds. This is quoted in '000s of EUR.

Best Prices

At touch

Rank	Venue	Best Price (%)	Change
1	XMAD	15.17	+1.33
2	CEUX	1.74	+0.13
3	AQEU	1.15	+0.23
4	TQEX	0.09	-0.13
5	CHIX	0.00	+0.00
6	TRQX	0.00	+0.00
7	BATE	0.00	+0.00
8	AQXE	0.00	+0.00

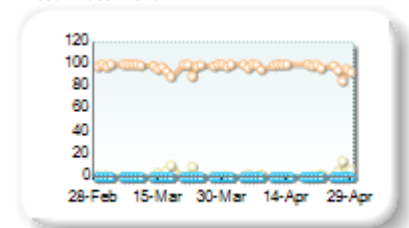
Best Prices Trend



25k EUR deal

Rank	Venue	Best Price (%)	Change
1	XMAD	97.54	-0.39
2	CEUX	2.25	-0.52
3	AQEU	0.07	+0.05
4	TQEX	0.00	0.00
5	CHIX	0.00	+0.00
6	TRQX	0.00	+0.00
7	BATE	0.00	+0.00
8	AQXE	0.00	+0.00

Best Prices Trend

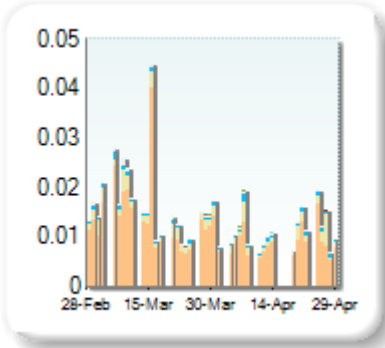


Best Price % measures how often each venue posts an absolute best price (no ties) for stocks. The result is averaged over the stocks in the index and is based on measurements of the order book every 5 seconds.

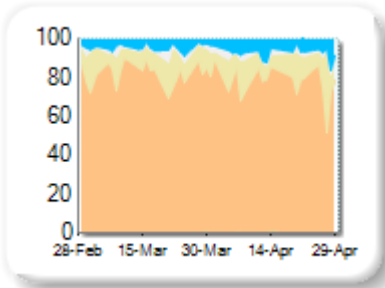
Market Share

Rank	Venue	Market Share	Change
1	XMAD	76.11%	-6.08
2	CEUX	14.58%	+3.14
3	AQEU	7.24%	+3.00
4	TQEX	1.88%	-0.20
5	BATE	0.18%	+0.13
6	TRQX	0.00%	+0.00
7	CHIX	0.00%	+0.00

Volume Trend



Market Share Trend



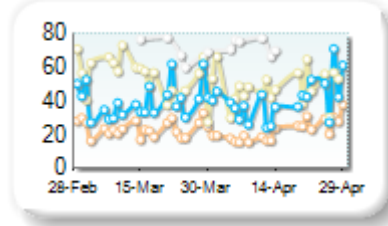
Market share is based on on-book value traded during continuous trading. The share is calculated by averaging over all stocks in the index. The current value shown is for last week and the change is relative to the previous week.

Spreads

At touch

Rank	Venue	Spread (bps)	Change
1	XMAD	22.46	-0.90
2	AQEU	40.21	+0.35
3	CEUX	50.19	-5.17
4	TQEX	90.86	+2.00

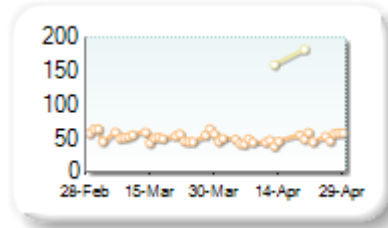
Monthly Spread Trend



25k EUR deal

Rank	Venue	Spread (bps)	Change
1	XMAD	48.93	-4.06
2	CEUX	258.17	-106.18

Monthly Spread Trend



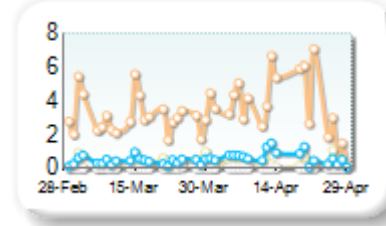
Spreads measure the bid to offer spread of the best visible orders in the book. The result is averaged over the stocks in the index and is based on measurements of the order books every 30 seconds. The value for the spread is quoted in basis points (0.01%).

Book Depths

10BPS Depth (top of book)

Rank	Venue	Depth (1K EUR)	Change
1	XMAD	3.7	+0.6
2	AQEU	0.7	+0.2
3	CEUX	0.3	0.0
4	TQEX	0.0	0.0

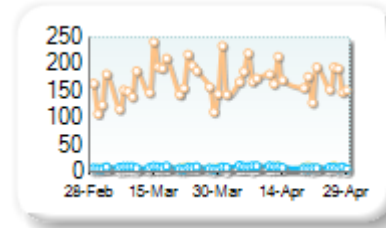
Monthly Depth Trend



50BPS Depth (deeper into book)

Rank	Venue	Depth (1K EUR)	Change
1	XMAD	172.3	+5.0
2	AQEU	9.1	+0.8
3	CEUX	8.1	+0.9
4	TQEX	3.0	+0.1

Monthly Depth Trend



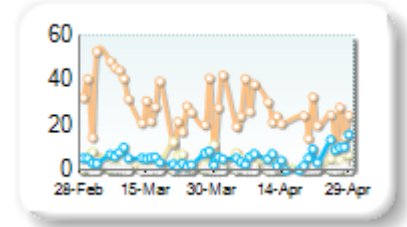
Market depth measures the amount of visible liquidity (bids and offers) in the order book within 10 or 50 BPS of mid price. The result is averaged over the stocks in the index and is based on measurements of the order book every 30 seconds. This is quoted in '000s of EUR.

Best Prices

At touch

Rank	Venue	Best Price (%)	Change
1	XMAD	25.13	-2.56
2	AQEU	6.03	-0.93
3	CEUX	3.88	+0.41
4	TQEX	0.42	+0.15
5	CHIX	0.00	+0.00
6	TRQX	0.00	+0.00
7	BATE	0.00	+0.00

Best Prices Trend



25k EUR deal

Rank	Venue	Best Price (%)	Change
1	XMAD	99.95	-0.01
2	CEUX	0.00	+0.00
3	CHIX	0.00	+0.00
4	TRQX	0.00	+0.00
5	BATE	0.00	+0.00
6	TQEX	0.00	+0.00
7	AQEU	0.00	+0.00

Best Prices Trend

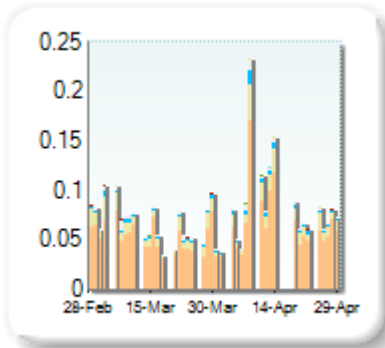


Best Price % measures how often each venue posts an absolute best price (no ties) for stocks. The result is averaged over the stocks in the index and is based on measurements of the order book every 5 seconds.

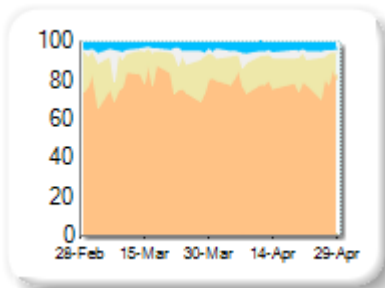
Market Share

Rank	Venue	Market Share	Change
1	XMAD	77.57%	+0.67
2	CEUX	14.27%	-1.25
3	AQEU	4.45%	+0.73
4	TQEX	3.57%	-0.27
5	BATE	0.09%	+0.08
6	TRQX	0.04%	+0.04
7	CHIX	0.01%	0.00
8	AQXE	0.00%	+0.00

Volume Trend



Market Share Trend



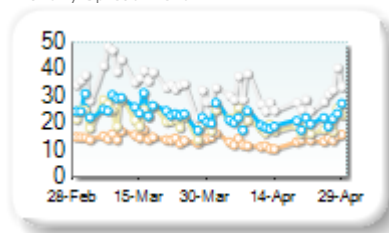
Market share is based on on-book value traded during continuous trading. The share is calculated by averaging over all stocks in the index. The current value shown is for last week and the change is relative to the previous week.

Spreads

At touch

Rank	Venue	Spread (bps)	Change
1	XMAD	13.26	-1.30
2	CEUX	19.96	-2.00
3	AQEU	21.04	-3.59
4	TQEX	30.08	-5.58

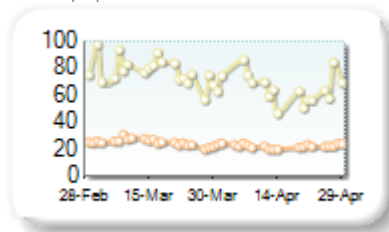
Monthly Spread Trend



25k EUR deal

Rank	Venue	Spread (bps)	Change
1	XMAD	22.32	-2.73
2	CEUX	71.32	-7.64

Monthly Spread Trend



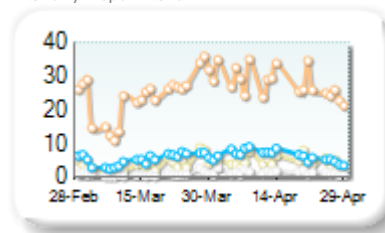
Spreads measure the bid to offer spread of the best visible orders in the book. The result is averaged over the stocks in the index and is based on measurements of the order books every 30 seconds. The value for the spread is quoted in basis points (0.01%).

Book Depths

10BPS Depth (top of book)

Rank	Venue	Depth (1K EUR)	Change
1	XMAD	27.7	+3.6
2	AQEU	6.4	+1.1
3	CEUX	4.6	+0.8
4	TQEX	1.4	+0.6

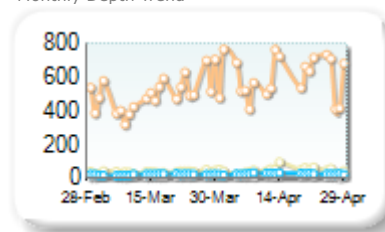
Monthly Depth Trend



50BPS Depth (deeper into book)

Rank	Venue	Depth (1K EUR)	Change
1	XMAD	601.3	+104.4
2	CEUX	46.9	+8.8
3	AQEU	26.1	+4.7
4	TQEX	14.8	+2.1

Monthly Depth Trend



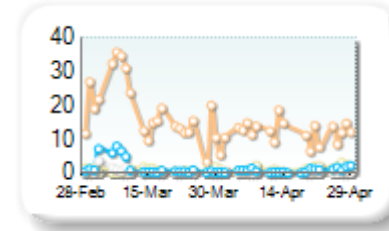
Market depth measures the amount of visible liquidity (bids and offers) in the order book within 10 or 50 BPS of mid price. The result is averaged over the stocks in the index and is based on measurements of the order book every 30 seconds. This is quoted in '000s of EUR.

Best Prices

At touch

Rank	Venue	Best Price (%)	Change
1	XMAD	12.13	-7.93
2	CEUX	1.41	+0.53
3	AQEU	0.79	-1.23
4	TQEX	0.17	-0.23
5	CHIX	0.00	+0.00
6	TRQX	0.00	+0.00
7	BATE	0.00	+0.00
8	AQXE	0.00	+0.00

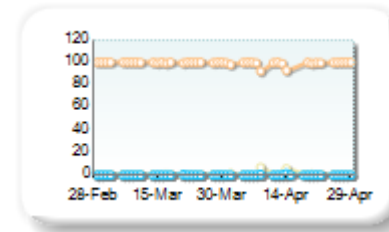
Best Prices Trend



25k EUR deal

Rank	Venue	Best Price (%)	Change
1	XMAD	98.77	-1.03
2	CEUX	0.94	+0.76
3	AQEU	0.12	+0.10
4	TQEX	0.05	+0.05
5	CHIX	0.00	+0.00
6	TRQX	0.00	+0.00
7	BATE	0.00	+0.00
8	AQXE	0.00	+0.00

Best Prices Trend

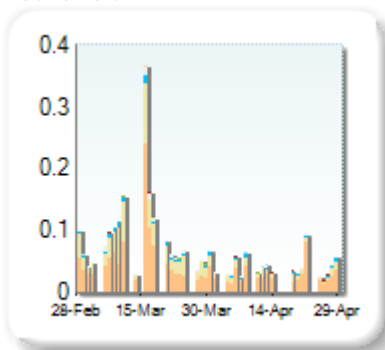


Best Price % measures how often each venue posts an absolute best price (no ties) for stocks. The result is averaged over the stocks in the index and is based on measurements of the order book every 5 seconds.

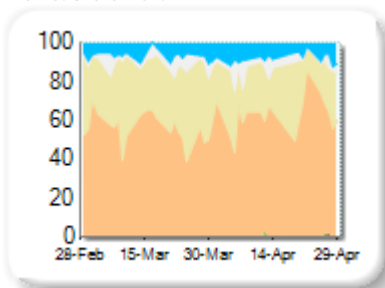
Market Share

Rank	Venue	Market Share	Change
1	XMAD	64.37%	+7.39
2	CEUX	23.06%	-9.77
3	AQEU	7.86%	+2.31
4	TQEX	4.30%	-0.21
5	BATE	0.18%	+0.12
6	TRQX	0.12%	+0.06
7	CHIX	0.11%	+0.10

Volume Trend



Market Share Trend



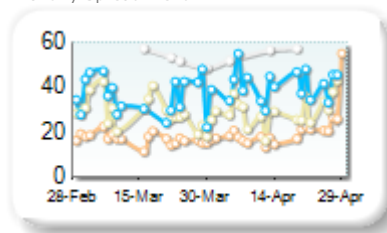
Market share is based on on-book value traded during continuous trading. The share is calculated by averaging over all stocks in the index. The current value shown is for last week and the change is relative to the previous week.

Spreads

At touch

Rank	Venue	Spread (bps)	Change
1	XMAD	21.06	-22.36
2	CEUX	31.81	-12.62
3	AQEU	42.72	-4.44
4	TQEX	75.19	+7.85

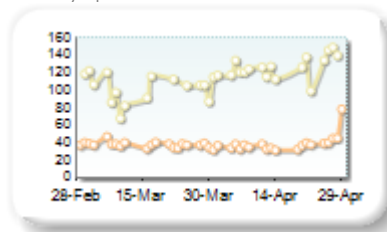
Monthly Spread Trend



25k EUR deal

Rank	Venue	Spread (bps)	Change
1	XMAD	39.82	-4.98
2	CEUX	129.70	+26.63

Monthly Spread Trend



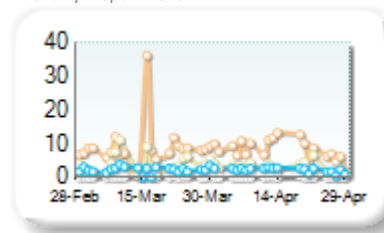
Spreads measure the bid to offer spread of the best visible orders in the book. The result is averaged over the stocks in the index and is based on measurements of the order books every 30 seconds. The value for the spread is quoted in basis points (0.01%).

Book Depths

10BPS Depth (top of book)

Rank	Venue	Depth (1K EUR)	Change
1	XMAD	8.1	-0.6
2	CEUX	2.6	-1.5
3	AQEU	2.1	-0.1
4	TQEX	0.1	0.0

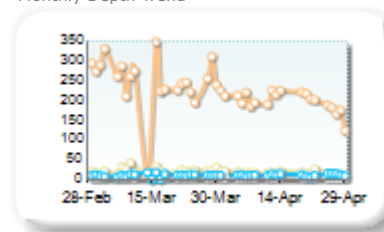
Monthly Depth Trend



50BPS Depth (deeper into book)

Rank	Venue	Depth (1K EUR)	Change
1	XMAD	197.5	-40.1
2	CEUX	16.0	-5.7
3	AQEU	10.5	+0.9
4	TQEX	4.7	-0.6

Monthly Depth Trend



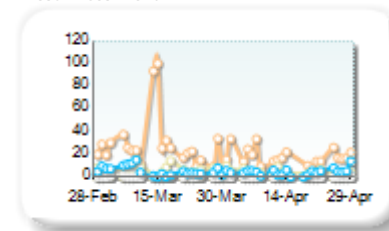
Market depth measures the amount of visible liquidity (bids and offers) in the order book within 10 or 50 BPS of mid price. The result is averaged over the stocks in the index and is based on measurements of the order book every 30 seconds. This is quoted in '000s of EUR.

Best Prices

At touch

Rank	Venue	Best Price (%)	Change
1	XMAD	18.12	-10.94
2	AQEU	4.35	-0.46
3	CEUX	4.01	-1.76
4	TQEX	0.10	-0.30
5	CHIX	0.00	+0.00
6	TRQX	0.00	+0.00
7	BATE	0.00	+0.00
8	AQXE	0.00	+0.00

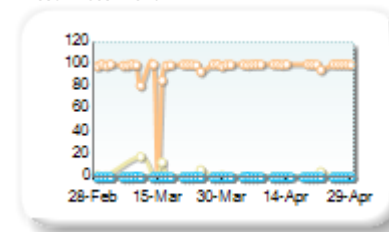
Best Prices Trend



25k EUR deal

Rank	Venue	Best Price (%)	Change
1	XMAD	99.56	+6.17
2	CEUX	0.34	-2.55
3	AQEU	0.03	-0.02
4	CHIX	0.00	+0.00
5	TRQX	0.00	+0.00
6	BATE	0.00	+0.00
7	AQXE	0.00	+0.00
8	TQEX	0.00	+0.00

Best Prices Trend

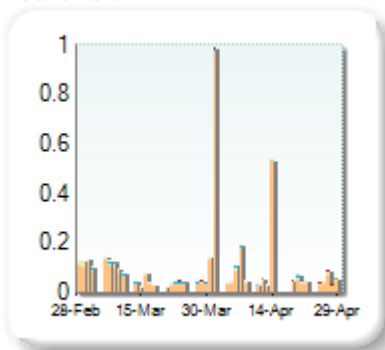


Best Price % measures how often each venue posts an absolute best price (no ties) for stocks. The result is averaged over the stocks in the index and is based on measurements of the order book every 5 seconds.

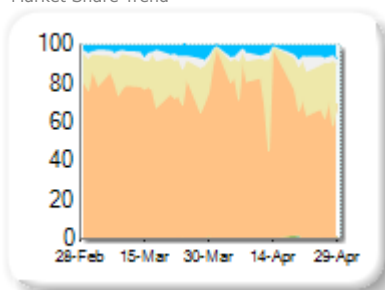
Market Share

Rank	Venue	Market Share	Change
1	XMAD	88.82%	+9.86
2	CEUX	7.39%	-7.36
3	AQEU	1.95%	-1.37
4	TQEX	1.64%	-1.26
5	BATE	0.10%	+0.08
6	CHIX	0.06%	+0.04
7	TRQX	0.04%	+0.02

Volume Trend



Market Share Trend



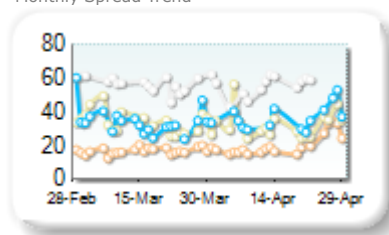
Market share is based on on-book value traded during continuous trading. The share is calculated by averaging over all stocks in the index. The current value shown is for last week and the change is relative to the previous week.

Spreads

At touch

Rank	Venue	Spread (bps)	Change
1	XMAD	20.74	+3.83
2	CEUX	34.51	+1.18
3	AQEU	36.80	+2.58
4	TQEX	63.59	+3.87

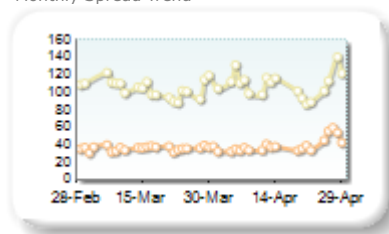
Monthly Spread Trend



25k EUR deal

Rank	Venue	Spread (bps)	Change
1	XMAD	40.06	+3.54
2	CEUX	109.28	+4.27

Monthly Spread Trend



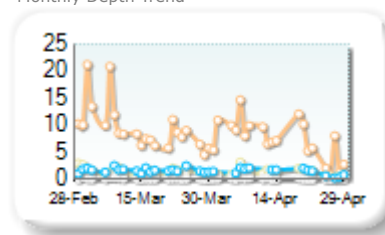
Spreads measure the bid to offer spread of the best visible orders in the book. The result is averaged over the stocks in the index and is based on measurements of the order books every 30 seconds. The value for the spread is quoted in basis points (0.01%).

Book Depths

10BPS Depth (top of book)

Rank	Venue	Depth (1K EUR)	Change
1	XMAD	7.4	-1.9
2	AQEU	1.5	-0.2
3	CEUX	1.2	-0.2
4	TQEX	0.1	0.0

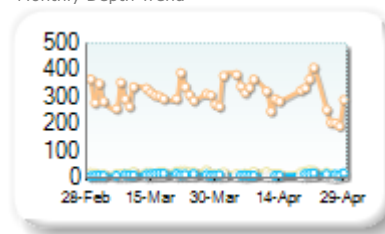
Monthly Depth Trend



50BPS Depth (deeper into book)

Rank	Venue	Depth (1K EUR)	Change
1	XMAD	307.0	-1.7
2	CEUX	19.2	-1.5
3	AQEU	12.7	+0.1
4	TQEX	6.2	-0.5

Monthly Depth Trend



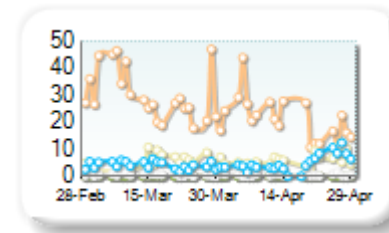
Market depth measures the amount of visible liquidity (bids and offers) in the order book within 10 or 50 BPS of mid price. The result is averaged over the stocks in the index and is based on measurements of the order book every 30 seconds. This is quoted in '000s of EUR.

Best Prices

At touch

Rank	Venue	Best Price (%)	Change
1	XMAD	21.20	-3.64
2	CEUX	5.81	+0.15
3	AQEU	4.94	+1.39
4	TQEX	0.49	-0.42
5	CHIX	0.00	+0.00
6	TRQX	0.00	+0.00
7	BATE	0.00	+0.00

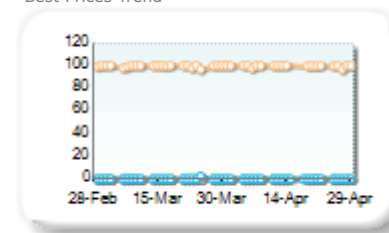
Best Prices Trend



25k EUR deal

Rank	Venue	Best Price (%)	Change
1	XMAD	99.56	+0.04
2	CEUX	0.17	-0.12
3	TQEX	0.09	+0.09
4	AQEU	0.02	-0.08
5	CHIX	0.00	+0.00
6	TRQX	0.00	+0.00
7	BATE	0.00	+0.00

Best Prices Trend

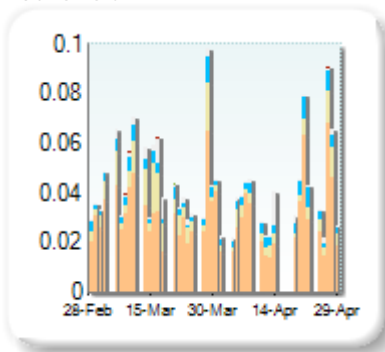


Best Price % measures how often each venue posts an absolute best price (no ties) for stocks. The result is averaged over the stocks in the index and is based on measurements of the order book every 5 seconds.

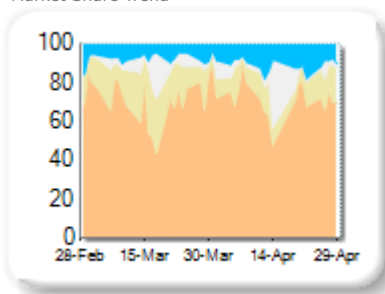
Market Share

Rank	Venue	Market Share	Change
1	XMAD	72.75%	+2.62
2	CEUX	11.92%	-5.13
3	AQEU	10.45%	+2.86
4	TQEX	4.83%	-0.39
5	BATE	0.03%	+0.02
6	CHIX	0.01%	+0.01

Volume Trend



Market Share Trend



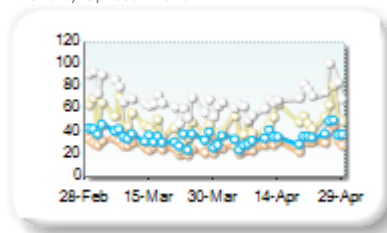
Market share is based on on-book value traded during continuous trading. The share is calculated by averaging over all stocks in the index. The current value shown is for last week and the change is relative to the previous week.

Spreads

At touch

Rank	Venue	Spread (bps)	Change
1	XMAD	30.26	+2.81
2	AQEU	36.24	+0.42
3	CEUX	50.64	+3.42
4	TQEX	72.74	+2.92

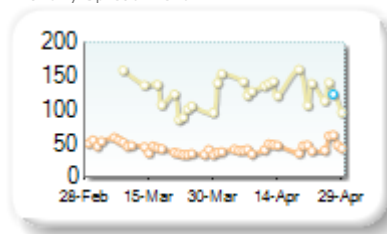
Monthly Spread Trend



25k EUR deal

Rank	Venue	Spread (bps)	Change
1	XMAD	44.24	+1.06
2	AQEU	122.35	n/a
3	CEUX	156.74	+6.70

Monthly Spread Trend



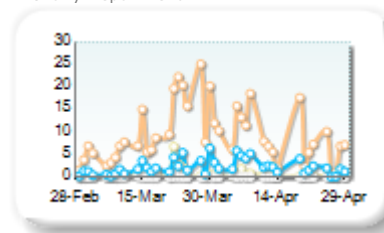
Spreads measure the bid to offer spread of the best visible orders in the book. The result is averaged over the stocks in the index and is based on measurements of the order books every 30 seconds. The value for the spread is quoted in basis points (0.01%).

Book Depths

10BPS Depth (top of book)

Rank	Venue	Depth (1K EUR)	Change
1	XMAD	8.3	-2.1
2	AQEU	2.4	+0.4
3	CEUX	0.6	-0.3
4	TQEX	0.1	+0.0

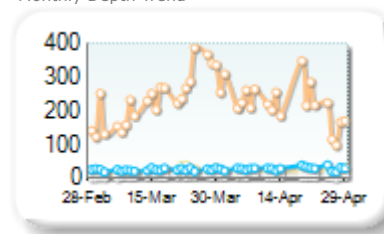
Monthly Depth Trend



50BPS Depth (deeper into book)

Rank	Venue	Depth (1K EUR)	Change
1	XMAD	218.7	-16.2
2	AQEU	28.6	+3.4
3	CEUX	19.3	-0.7
4	TQEX	7.6	+0.4

Monthly Depth Trend



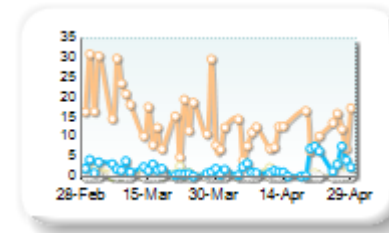
Market depth measures the amount of visible liquidity (bids and offers) in the order book within 10 or 50 BPS of mid price. The result is averaged over the stocks in the index and is based on measurements of the order book every 30 seconds. This is quoted in '000s of EUR.

Best Prices

At touch

Rank	Venue	Best Price (%)	Change
1	XMAD	10.98	-2.90
2	AQEU	2.52	+0.90
3	CEUX	0.62	-0.24
4	TQEX	0.02	-0.03
5	CHIX	0.00	+0.00
6	BATE	0.00	+0.00

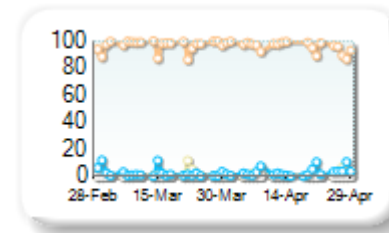
Best Prices Trend



25k EUR deal

Rank	Venue	Best Price (%)	Change
1	XMAD	95.51	-1.07
2	AQEU	3.04	+0.66
3	CEUX	0.84	-0.36
4	TQEX	0.04	+0.03
5	CHIX	0.00	+0.00
6	BATE	0.00	+0.00

Best Prices Trend

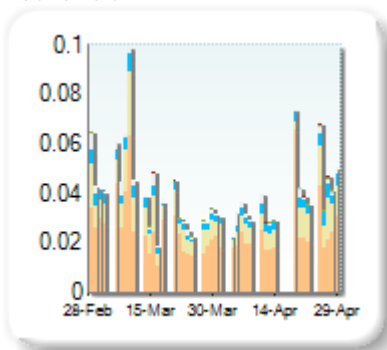


Best Price % measures how often each venue posts an absolute best price (no ties) for stocks. The result is averaged over the stocks in the index and is based on measurements of the order book every 5 seconds.

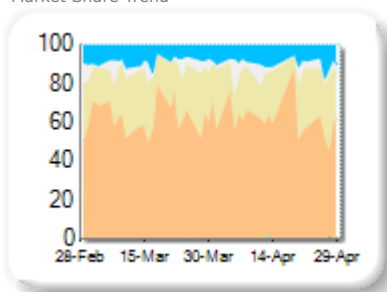
Market Share

Rank	Venue	Market Share	Change
1	XMAD	62.26%	-0.68
2	CEUX	23.49%	-0.48
3	AQEU	9.00%	+0.74
4	TQEX	4.76%	+0.03
5	TRQX	0.27%	+0.26
6	BATE	0.15%	+0.06
7	CHIX	0.08%	+0.06

Volume Trend



Market Share Trend

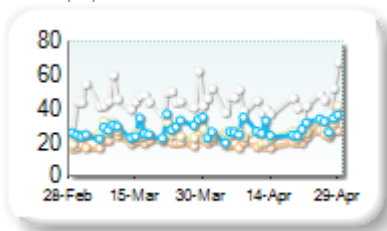


Spreads

At touch

Rank	Venue	Spread (bps)	Change
1	XMAD	21.03	+0.55
2	CEUX	26.30	+0.48
3	AQEU	28.23	+0.56
4	TQEX	44.57	-0.72
5	CHIX	501.00	n/a

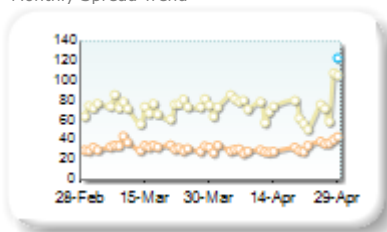
Monthly Spread Trend



25k EUR deal

Rank	Venue	Spread (bps)	Change
1	XMAD	32.14	-0.28
2	CEUX	74.69	+1.94
3	AQEU	207.67	n/a

Monthly Spread Trend

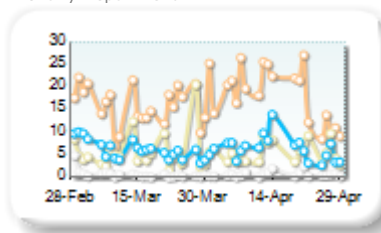


Book Depths

10BPS Depth (top of book)

Rank	Venue	Depth (1K EUR)	Change
1	XMAD	18.1	+1.9
2	AQEU	6.4	+0.3
3	CEUX	5.6	+0.0
4	TQEX	0.7	+0.0

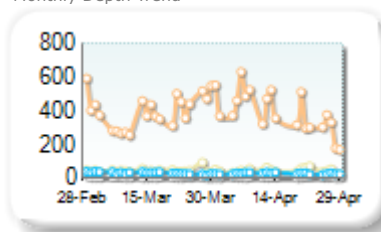
Monthly Depth Trend



50BPS Depth (deeper into book)

Rank	Venue	Depth (1K EUR)	Change
1	XMAD	382.7	-20.0
2	CEUX	45.8	-0.1
3	AQEU	28.2	-2.6
4	TQEX	12.0	+0.9

Monthly Depth Trend

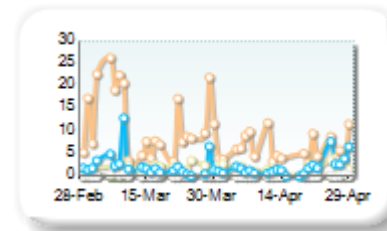


Best Prices

At touch

Rank	Venue	Best Price (%)	Change
1	XMAD	6.26	-4.62
2	AQEU	1.99	-0.77
3	CEUX	1.63	-0.58
4	TQEX	0.08	-0.16
5	CHIX	0.00	+0.00
6	TRQX	0.00	+0.00
7	BATE	0.00	+0.00

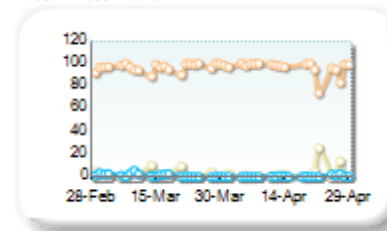
Best Prices Trend



25k EUR deal

Rank	Venue	Best Price (%)	Change
1	XMAD	96.11	-0.59
2	CEUX	3.24	+0.72
3	AQEU	0.52	-0.86
4	TQEX	0.00	-0.06
5	CHIX	0.00	+0.00
6	TRQX	0.00	+0.00
7	BATE	0.00	+0.00

Best Prices Trend



Market share is based on on-book value traded during continuous trading. The share is calculated by averaging over all stocks in the index. The current value shown is for last week and the change is relative to the previous week.

Spreads measure the bid to offer spread of the best visible orders in the book. The result is averaged over the stocks in the index and is based on measurements of the order books every 30 seconds. The value for the spread is quoted in basis points (0.01%).

Market depth measures the amount of visible liquidity (bids and offers) in the order book within 10 or 50 BPS of mid price. The result is averaged over the stocks in the index and is based on measurements of the order book every 30 seconds. This is quoted in '000s of EUR.

Best Price % measures how often each venue posts an absolute best price (no ties) for stocks. The result is averaged over the stocks in the index and is based on measurements of the order book every 5 seconds.