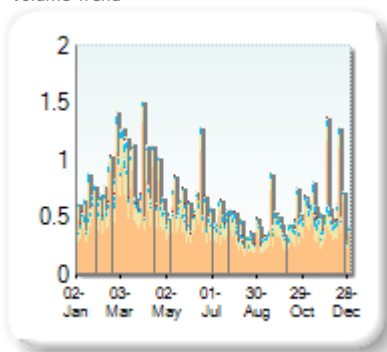


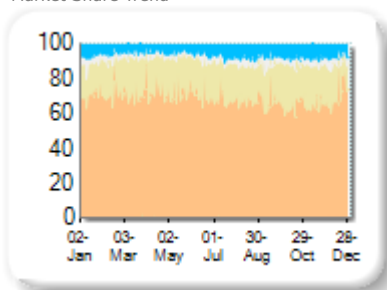
Market Share

Rank	Venue	Market Share	Change
1	XMAD	70.19%	+0.00
2	CEUX	20.10%	+0.00
3	AQEU	6.26%	+0.00
4	TQEX	3.18%	+0.00
5	BATE	0.14%	+0.00
6	CHIX	0.08%	+0.00
7	TRQX	0.04%	+0.00
8	AQXE	0.00%	+0.00

Volume Trend



Market Share Trend



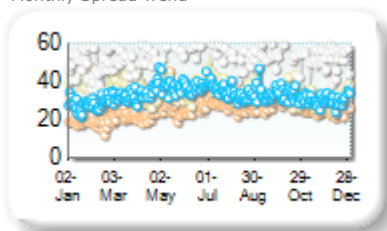
Market share is based on on-book value traded during continuous trading. The share is calculated by averaging over all stocks in the index. The current value shown is for last week and the change is relative to the previous week.

Spreads

At touch

Rank	Venue	Spread (bps)	Change
1	XMAD	24.78	+0.00
2	AQEU	32.68	+0.00
3	CEUX	34.46	+0.00
4	TQEX	58.18	+0.00
5	AQXE	226.58	+0.00
6	BATE	337.26	+0.00
7	CHIX	475.64	+0.00


Monthly Spread Trend



25k EUR deal

Rank	Venue	Spread (bps)	Change
1	XMAD	44.82	+0.00
2	TQEX	59.96	+0.00
3	AQEU	85.18	+0.00
4	CEUX	93.17	+0.00

Monthly Spread Trend



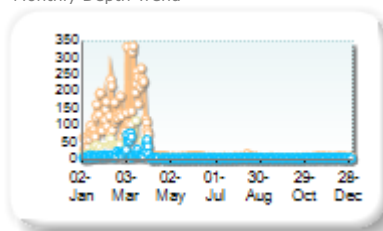
Spreads measure the bid to offer spread of the best visible orders in the book. The result is averaged over the stocks in the index and is based on measurements of the order books every 30 seconds. The value for the spread is quoted in basis points (0.01%).

Book Depths

10BPS Depth (top of book)

Rank	Venue	Depth (1K EUR)	Change
1	XMAD	39.0	+0.0
2	CEUX	9.2	+0.0
3	AQEU	5.8	+0.0
4	TQEX	3.3	+0.0
5	CHIX	1.3	+0.0
6	BATE	0.6	+0.0
7	AQXE	0.2	+0.0

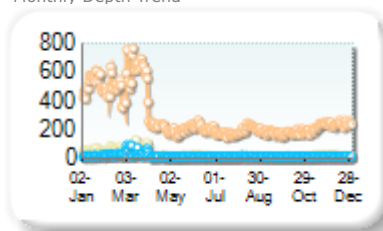
Monthly Depth Trend



50BPS Depth (deeper into book)

Rank	Venue	Depth (1K EUR)	Change
1	XMAD	286.1	+0.0
2	BATE	84.9	+0.0
3	CEUX	30.4	+0.0
4	AQEU	20.3	+0.0
5	TQEX	10.1	+0.0
6	CHIX	3.3	+0.0
7	AQXE	0.2	+0.0

Monthly Depth Trend



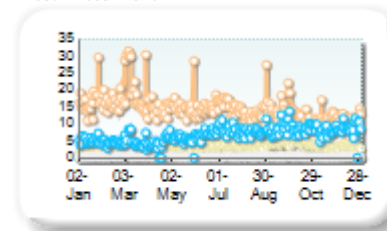
Market depth measures the amount of visible liquidity (bids and offers) in the order book within 10 or 50 BPS of mid price. The result is averaged over the stocks in the index and is based on measurements of the order book every 30 seconds. This is quoted in '000s of EUR.

Best Prices

At touch

Rank	Venue	Best Price (%)	Change
1	XMAD	14.55	+1.57
2	AQEU	6.74	-0.26
3	CEUX	3.18	-0.04
4	TQEX	0.19	+0.02
5	CHIX	0.01	0.00
6	BATE	0.01	+0.00
7	TRQX	0.00	+0.00
8	AQXE	0.00	+0.00

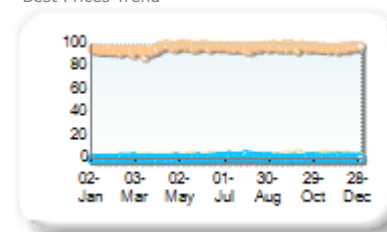
Best Prices Trend



25k EUR deal

Rank	Venue	Best Price (%)	Change
1	XMAD	96.35	+0.00
2	CEUX	1.38	+0.00
3	AQEU	0.91	+0.00
4	TQEX	0.03	+0.00
5	CHIX	0.00	+0.00
6	BATE	0.00	+0.00
7	TRQX	0.00	+0.00
8	AQXE	0.00	+0.00

Best Prices Trend

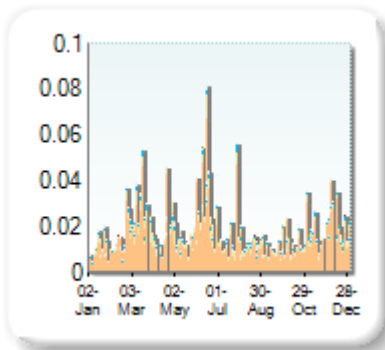


Best Price % measures how often each venue posts an absolute best price (no ties) for stocks. The result is averaged over the stocks in the index and is based on measurements of the order book every 5 seconds.

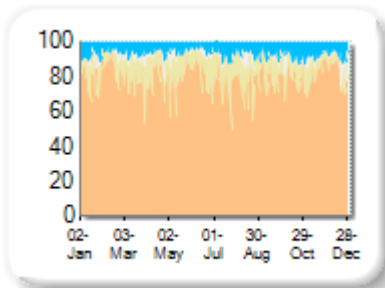
Market Share

Rank	Venue	Market Share	Change
1	XMAD	80.24%	+0.00
2	CEUX	11.67%	+0.00
3	AQEU	5.72%	+0.00
4	TQEX	2.25%	+0.00
5	BATE	0.11%	+0.00
6	CHIX	0.01%	+0.00
7	TRQX	0.01%	+0.00
8	AQXE	0.00%	+0.00

Volume Trend



Market Share Trend



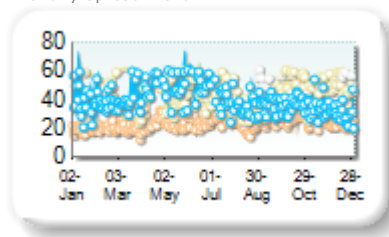
Market share is based on on-book value traded during continuous trading. The share is calculated by averaging over all stocks in the index. The current value shown is for last week and the change is relative to the previous week.

Spreads

At touch

Rank	Venue	Spread (bps)	Change
1	XMAD	23.63	+0.00
2	AQEU	41.58	+0.00
3	CEUX	65.90	+0.00
4	TQEX	85.73	+0.00

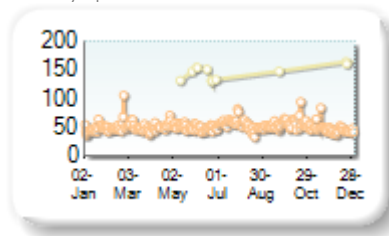
Monthly Spread Trend



25k EUR deal

Rank	Venue	Spread (bps)	Change
1	XMAD	51.17	+0.00
2	CEUX	188.35	+0.00

Monthly Spread Trend



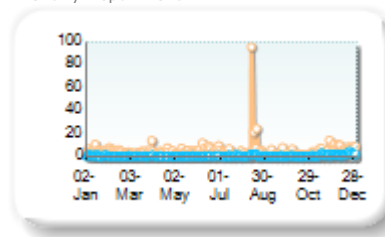
Spreads measure the bid to offer spread of the best visible orders in the book. The result is averaged over the stocks in the index and is based on measurements of the order books every 30 seconds. The value for the spread is quoted in basis points (0.01%).

Book Depths

10BPS Depth (top of book)

Rank	Venue	Depth (1K EUR)	Change
1	XMAD	4.5	+0.0
2	AQEU	0.8	+0.0
3	CEUX	0.3	+0.0
4	TQEX	0.1	+0.0

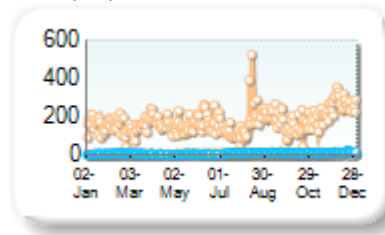
Monthly Depth Trend



50BPS Depth (deeper into book)

Rank	Venue	Depth (1K EUR)	Change
1	XMAD	176.9	+0.0
2	AQEU	9.4	+0.0
3	CEUX	7.7	+0.0
4	TQEX	3.1	+0.0
5	BATE	0.3	+0.0

Monthly Depth Trend



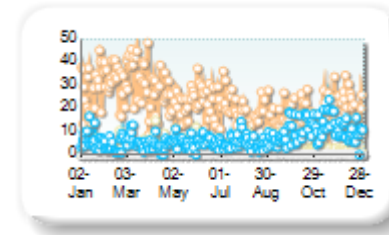
Market depth measures the amount of visible liquidity (bids and offers) in the order book within 10 or 50 BPS of mid price. The result is averaged over the stocks in the index and is based on measurements of the order book every 30 seconds. This is quoted in '000s of EUR.

Best Prices

At touch

Rank	Venue	Best Price (%)	Change
1	XMAD	22.25	+2.37
2	AQEU	7.01	-0.26
3	CEUX	3.27	-0.13
4	TQEX	0.12	+0.05
5	BATE	0.00	+0.00
6	CHIX	0.00	+0.00
7	TRQX	0.00	+0.00
8	AQXE	0.00	+0.00

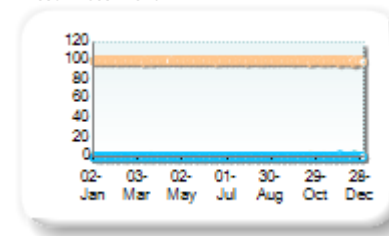
Best Prices Trend



25k EUR deal

Rank	Venue	Best Price (%)	Change
1	XMAD	99.88	+0.00
2	CEUX	0.04	+0.00
3	AQEU	0.03	+0.00
4	CHIX	0.00	+0.00
5	TRQX	0.00	+0.00
6	BATE	0.00	+0.00
7	AQXE	0.00	+0.00
8	TQEX	0.00	+0.00

Best Prices Trend

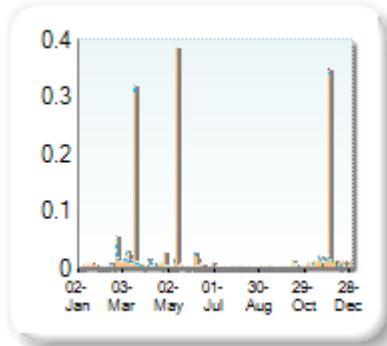


Best Price % measures how often each venue posts an absolute best price (no ties) for stocks. The result is averaged over the stocks in the index and is based on measurements of the order book every 5 seconds.

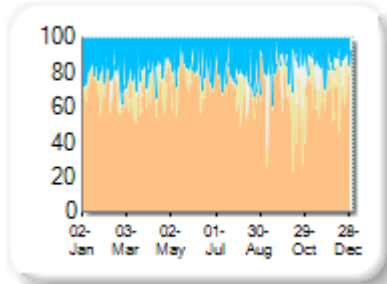
Market Share

Rank	Venue	Market Share	Change
1	XMAD	80.04%	+0.00
2	AQEU	9.78%	+0.00
3	CEUX	7.22%	+0.00
4	TQEX	2.87%	+0.00
5	BATE	0.06%	+0.00
6	CHIX	0.03%	+0.00
7	AQXE	0.01%	+0.00
8	TRQX	0.00%	+0.00

Volume Trend



Market Share Trend



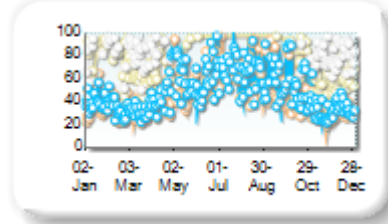
Market share is based on on-book value traded during continuous trading. The share is calculated by averaging over all stocks in the index. The current value shown is for last week and the change is relative to the previous week.

Spreads

At touch

Rank	Venue	Spread (bps)	Change
1	XMAD	49.17	+0.00
2	AQEU	51.60	+0.00
3	TQEX	123.97	+0.00
4	CEUX	131.92	+0.00

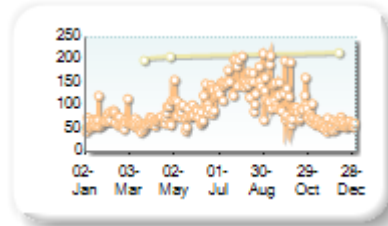
Monthly Spread Trend



25k EUR deal

Rank	Venue	Spread (bps)	Change
1	XMAD	95.63	+0.00
2	CEUX	295.04	+0.00

Monthly Spread Trend



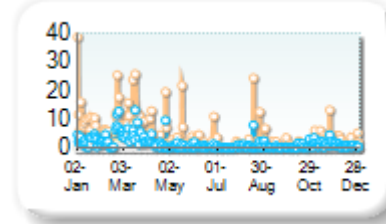
Spreads measure the bid to offer spread of the best visible orders in the book. The result is averaged over the stocks in the index and is based on measurements of the order books every 30 seconds. The value for the spread is quoted in basis points (0.01%).

Book Depths

10BPS Depth (top of book)

Rank	Venue	Depth (1K EUR)	Change
1	XMAD	3.8	+0.0
2	AQEU	1.7	+0.0
3	CEUX	0.3	+0.0
4	TQEX	0.1	+0.0

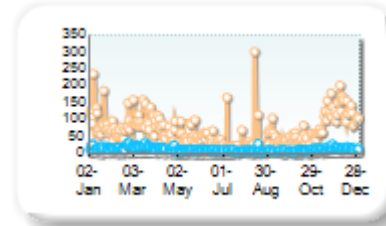
Monthly Depth Trend



50BPS Depth (deeper into book)

Rank	Venue	Depth (1K EUR)	Change
1	XMAD	66.3	+0.0
2	AQEU	11.6	+0.0
3	CEUX	3.9	+0.0
4	TQEX	2.1	+0.0

Monthly Depth Trend



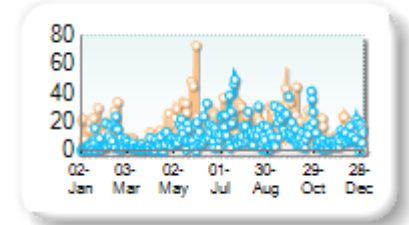
Market depth measures the amount of visible liquidity (bids and offers) in the order book within 10 or 50 BPS of mid price. The result is averaged over the stocks in the index and is based on measurements of the order book every 30 seconds. This is quoted in '000s of EUR.

Best Prices

At touch

Rank	Venue	Best Price (%)	Change
1	XMAD	13.33	+1.68
2	AQEU	9.31	+0.31
3	CEUX	0.43	0.00
4	TQEX	0.08	+0.02
5	CHIX	0.00	+0.00
6	TRQX	0.00	+0.00
7	BATE	0.00	+0.00
8	AQXE	0.00	+0.00

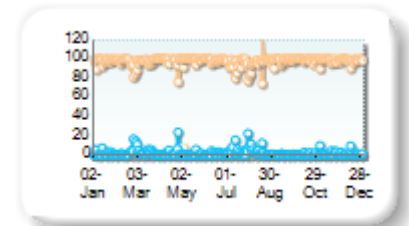
Best Prices Trend



25k EUR deal

Rank	Venue	Best Price (%)	Change
1	XMAD	97.62	+0.00
2	AQEU	1.68	+0.00
3	CEUX	0.09	+0.00
4	TQEX	0.00	+0.00
5	CHIX	0.00	+0.00
6	TRQX	0.00	+0.00
7	BATE	0.00	+0.00
8	AQXE	0.00	+0.00

Best Prices Trend

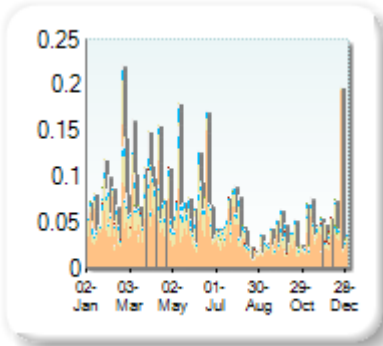


Best Price % measures how often each venue posts an absolute best price (no ties) for stocks. The result is averaged over the stocks in the index and is based on measurements of the order book every 5 seconds.

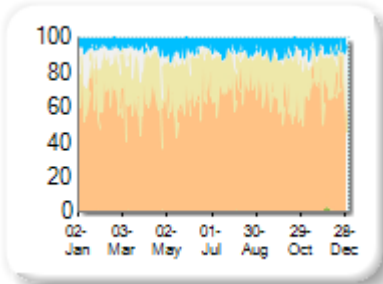
Market Share

Rank	Venue	Market Share	Change
1	XMAD	66.38%	+0.00
2	CEUX	22.05%	+0.00
3	AQEU	6.34%	+0.00
4	TQEX	5.04%	+0.00
5	BATE	0.15%	+0.00
6	CHIX	0.03%	+0.00
7	TRQX	0.01%	+0.00
8	AQXE	0.00%	+0.00

Volume Trend



Market Share Trend



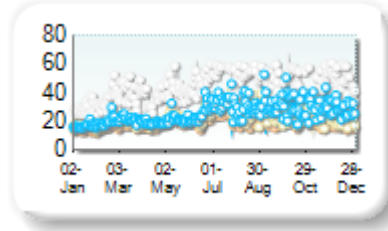
Market share is based on on-book value traded during continuous trading. The share is calculated by averaging over all stocks in the index. The current value shown is for last week and the change is relative to the previous week.

Spreads

At touch

Rank	Venue	Spread (bps)	Change
1	XMAD	18.80	+0.00
2	CEUX	22.92	+0.00
3	AQEU	25.74	+0.00
4	TQEX	48.73	+0.00
5	BATE	449.45	+0.00

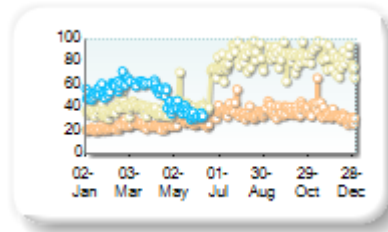
Monthly Spread Trend



25k EUR deal

Rank	Venue	Spread (bps)	Change
1	XMAD	31.23	+0.00
2	AQEU	49.98	+0.00
3	CEUX	63.57	+0.00

Monthly Spread Trend



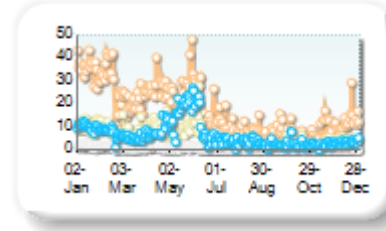
Spreads measure the bid to offer spread of the best visible orders in the book. The result is averaged over the stocks in the index and is based on measurements of the order books every 30 seconds. The value for the spread is quoted in basis points (0.01%).

Book Depths

10BPS Depth (top of book)

Rank	Venue	Depth (1K EUR)	Change
1	XMAD	17.1	+0.0
2	AQEU	6.4	+0.0
3	CEUX	5.6	+0.0
4	TQEX	0.6	+0.0
5	BATE	0.0	+0.0

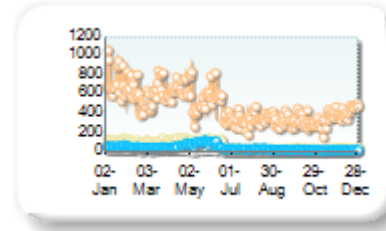
Monthly Depth Trend



50BPS Depth (deeper into book)

Rank	Venue	Depth (1K EUR)	Change
1	XMAD	471.9	+0.0
2	CEUX	72.8	+0.0
3	AQEU	42.8	+0.0
4	TQEX	14.6	+0.0
5	BATE	3.2	+0.0

Monthly Depth Trend



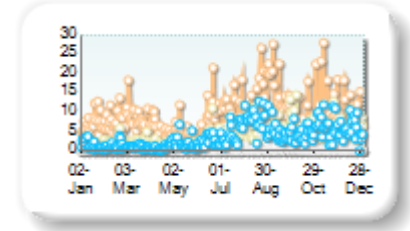
Market depth measures the amount of visible liquidity (bids and offers) in the order book within 10 or 50 BPS of mid price. The result is averaged over the stocks in the index and is based on measurements of the order book every 30 seconds. This is quoted in '000s of EUR.

Best Prices

At touch

Rank	Venue	Best Price (%)	Change
1	XMAD	8.93	+0.95
2	AQEU	3.55	-0.19
3	CEUX	3.43	-0.29
4	TQEX	0.20	+0.06
5	BATE	0.01	-0.01
6	CHIX	0.00	+0.00
7	TRQX	0.00	+0.00
8	AQXE	0.00	+0.00

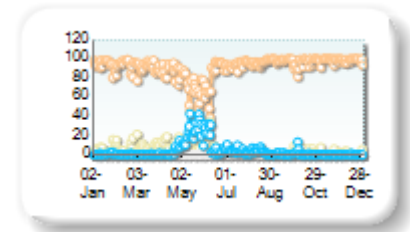
Best Prices Trend



25k EUR deal

Rank	Venue	Best Price (%)	Change
1	XMAD	91.77	+0.00
2	AQEU	4.13	+0.00
3	CEUX	3.81	+0.00
4	TQEX	0.01	+0.00
5	CHIX	0.00	+0.00
6	TRQX	0.00	+0.00
7	BATE	0.00	+0.00
8	AQXE	0.00	+0.00

Best Prices Trend

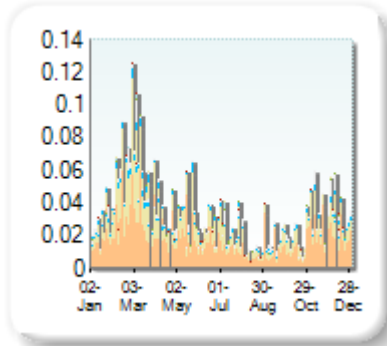


Best Price % measures how often each venue posts an absolute best price (no ties) for stocks. The result is averaged over the stocks in the index and is based on measurements of the order book every 5 seconds.

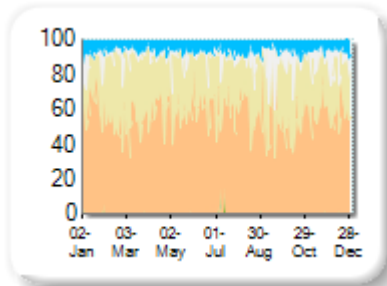
Market Share

Rank	Venue	Market Share	Change
1	XMAD	57.19%	+0.00
2	CEUX	31.54%	+0.00
3	AQEU	5.62%	+0.00
4	TQEX	5.15%	+0.00
5	BATE	0.22%	+0.00
6	TRQX	0.18%	+0.00
7	CHIX	0.09%	+0.00
8	AQXE	0.01%	+0.00

Volume Trend



Market Share Trend



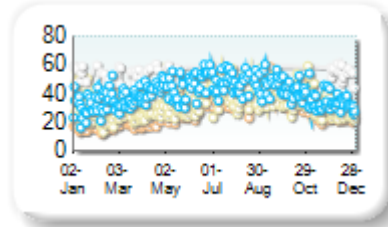
Market share is based on on-book value traded during continuous trading. The share is calculated by averaging over all stocks in the index. The current value shown is for last week and the change is relative to the previous week.

Spreads

At touch

Rank	Venue	Spread (bps)	Change
1	XMAD	27.43	+0.00
2	CEUX	33.04	+0.00
3	AQEU	41.62	+0.00
4	TQEX	77.28	+0.00

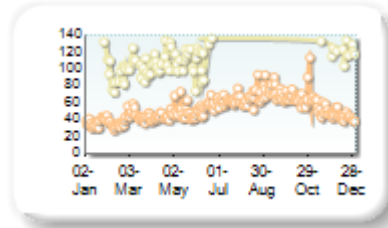
Monthly Spread Trend



25k EUR deal

Rank	Venue	Spread (bps)	Change
1	XMAD	52.91	+0.00
2	CEUX	146.08	+0.00

Monthly Spread Trend



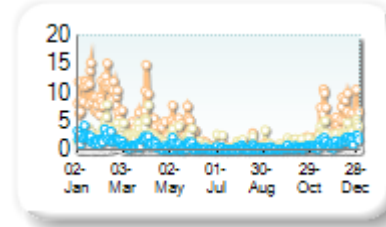
Spreads measure the bid to offer spread of the best visible orders in the book. The result is averaged over the stocks in the index and is based on measurements of the order books every 30 seconds. The value for the spread is quoted in basis points (0.01%).

Book Depths

10BPS Depth (top of book)

Rank	Venue	Depth (1K EUR)	Change
1	XMAD	3.7	+0.0
2	CEUX	1.7	+0.0
3	AQEU	0.9	+0.0
4	TQEX	0.1	+0.0
5	BATE	0.1	+0.0

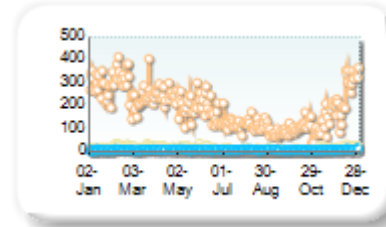
Monthly Depth Trend



50BPS Depth (deeper into book)

Rank	Venue	Depth (1K EUR)	Change
1	XMAD	190.6	+0.0
2	CEUX	17.1	+0.0
3	AQEU	9.7	+0.0
4	TQEX	4.3	+0.0
5	BATE	0.6	+0.0

Monthly Depth Trend



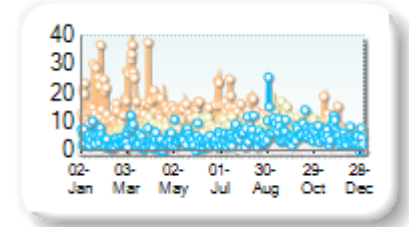
Market depth measures the amount of visible liquidity (bids and offers) in the order book within 10 or 50 BPS of mid price. The result is averaged over the stocks in the index and is based on measurements of the order book every 30 seconds. This is quoted in '000s of EUR.

Best Prices

At touch

Rank	Venue	Best Price (%)	Change
1	XMAD	10.78	+1.04
2	CEUX	6.07	+0.24
3	AQEU	4.74	-0.35
4	TQEX	0.39	+0.11
5	BATE	0.00	+0.00
6	CHIX	0.00	+0.00
7	TRQX	0.00	+0.00
8	AQXE	0.00	+0.00

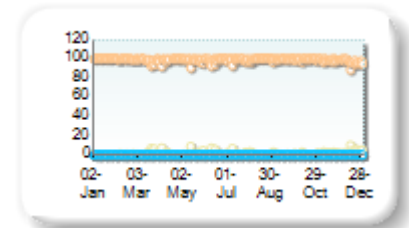
Best Prices Trend



25k EUR deal

Rank	Venue	Best Price (%)	Change
1	XMAD	98.91	+0.00
2	CEUX	1.03	+0.00
3	AQEU	0.01	+0.00
4	TQEX	0.00	+0.00
5	CHIX	0.00	+0.00
6	TRQX	0.00	+0.00
7	BATE	0.00	+0.00
8	AQXE	0.00	+0.00

Best Prices Trend

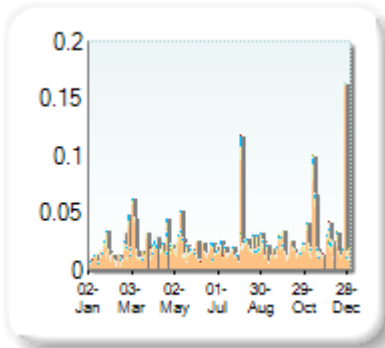


Best Price % measures how often each venue posts an absolute best price (no ties) for stocks. The result is averaged over the stocks in the index and is based on measurements of the order book every 5 seconds.

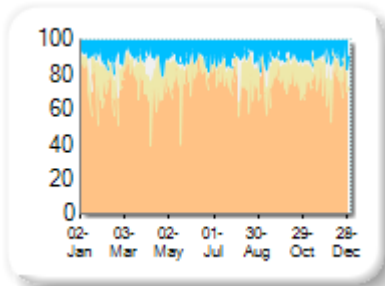
Market Share

Rank	Venue	Market Share	Change
1	XMAD	76.28%	+0.00
2	CEUX	12.07%	+0.00
3	AQEU	9.03%	+0.00
4	TQEX	2.58%	+0.00
5	CHIX	0.02%	+0.00
6	BATE	0.02%	+0.00
7	TRQX	0.00%	+0.00
8	AQXE	0.00%	+0.00

Volume Trend



Market Share Trend



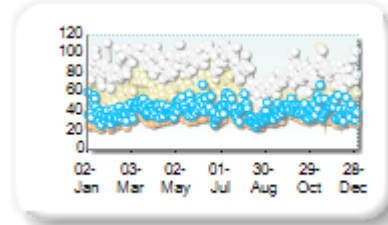
Market share is based on on-book value traded during continuous trading. The share is calculated by averaging over all stocks in the index. The current value shown is for last week and the change is relative to the previous week.

Spreads

At touch

Rank	Venue	Spread (bps)	Change
1	XMAD	34.26	+0.00
2	AQEU	41.69	+0.00
3	CEUX	57.91	+0.00
4	TQEX	87.72	+0.00
5	AQXE	501.00	+0.00

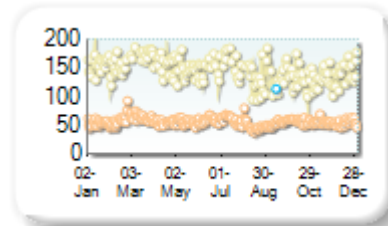
Monthly Spread Trend



25k EUR deal

Rank	Venue	Spread (bps)	Change
1	XMAD	56.09	+0.00
2	AQEU	112.93	+0.00
3	CEUX	151.71	+0.00

Monthly Spread Trend



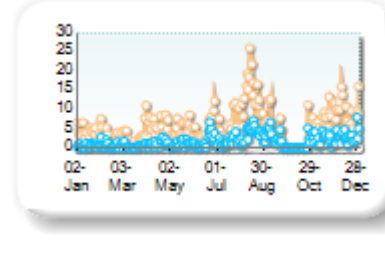
Spreads measure the bid to offer spread of the best visible orders in the book. The result is averaged over the stocks in the index and is based on measurements of the order books every 30 seconds. The value for the spread is quoted in basis points (0.01%).

Book Depths

10BPS Depth (top of book)

Rank	Venue	Depth (1K EUR)	Change
1	XMAD	5.5	+0.0
2	AQEU	1.7	+0.0
3	CEUX	0.4	+0.0
4	TQEX	0.1	+0.0

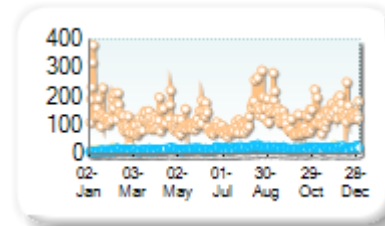
Monthly Depth Trend



50BPS Depth (deeper into book)

Rank	Venue	Depth (1K EUR)	Change
1	XMAD	125.6	+0.0
2	AQEU	18.2	+0.0
3	CEUX	12.0	+0.0
4	TQEX	3.9	+0.0

Monthly Depth Trend



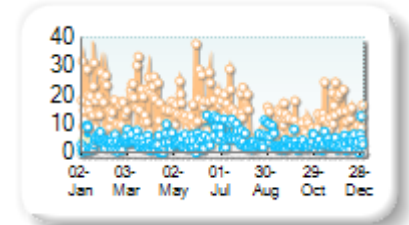
Market depth measures the amount of visible liquidity (bids and offers) in the order book within 10 or 50 BPS of mid price. The result is averaged over the stocks in the index and is based on measurements of the order book every 30 seconds. This is quoted in '000s of EUR.

Best Prices

At touch

Rank	Venue	Best Price (%)	Change
1	XMAD	13.21	+1.87
2	AQEU	3.90	-0.56
3	CEUX	0.88	+0.06
4	TQEX	0.12	+0.01
5	CHIX	0.01	-0.01
6	BATE	0.00	+0.00
7	TRQX	0.00	+0.00
8	AQXE	0.00	+0.00

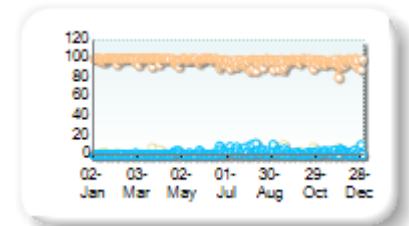
Best Prices Trend



25k EUR deal

Rank	Venue	Best Price (%)	Change
1	XMAD	97.50	+0.00
2	AQEU	1.66	+0.00
3	CEUX	0.61	+0.00
4	TQEX	0.05	+0.00
5	CHIX	0.00	+0.00
6	TRQX	0.00	+0.00
7	BATE	0.00	+0.00
8	AQXE	0.00	+0.00

Best Prices Trend

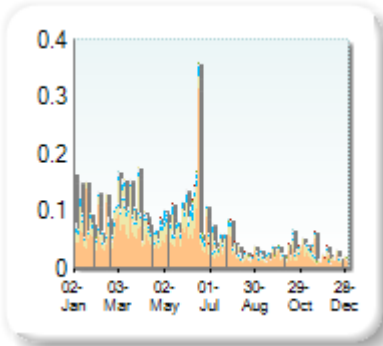


Best Price % measures how often each venue posts an absolute best price (no ties) for stocks. The result is averaged over the stocks in the index and is based on measurements of the order book every 5 seconds.

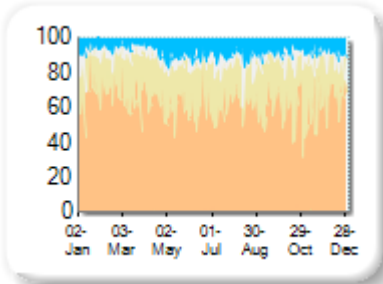
Market Share

Rank	Venue	Market Share	Change
1	XMAD	64.12%	+0.00
2	CEUX	23.48%	+0.00
3	AQEU	7.37%	+0.00
4	TQEX	4.93%	+0.00
5	BATE	0.05%	+0.00
6	TRQX	0.02%	+0.00
7	CHIX	0.01%	+0.00
8	AQXE	0.01%	+0.00

Volume Trend



Market Share Trend



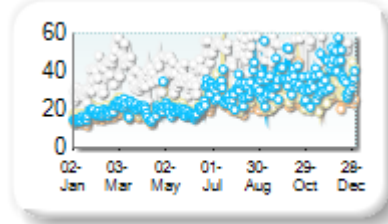
Market share is based on on-book value traded during continuous trading. The share is calculated by averaging over all stocks in the index. The current value shown is for last week and the change is relative to the previous week.

Spreads

At touch

Rank	Venue	Spread (bps)	Change
1	XMAD	21.73	+0.00
2	CEUX	24.97	+0.00
3	AQEU	27.11	+0.00
4	TQEX	50.41	+0.00

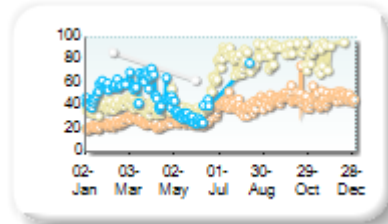
Monthly Spread Trend



25k EUR deal

Rank	Venue	Spread (bps)	Change
1	XMAD	35.56	+0.00
2	AQEU	47.22	+0.00
3	CEUX	65.57	+0.00
4	TQEX	74.53	+0.00

Monthly Spread Trend



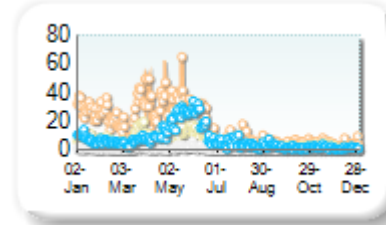
Spreads measure the bid to offer spread of the best visible orders in the book. The result is averaged over the stocks in the index and is based on measurements of the order books every 30 seconds. The value for the spread is quoted in basis points (0.01%).

Book Depths

10BPS Depth (top of book)

Rank	Venue	Depth (1K EUR)	Change
1	XMAD	15.5	+0.0
2	AQEU	7.1	+0.0
3	CEUX	5.3	+0.0
4	TQEX	0.7	+0.0
5	BATE	0.5	+0.0

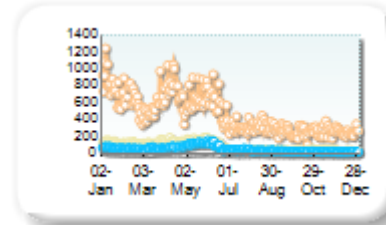
Monthly Depth Trend



50BPS Depth (deeper into book)

Rank	Venue	Depth (1K EUR)	Change
1	XMAD	460.1	+0.0
2	CEUX	77.9	+0.0
3	AQEU	46.1	+0.0
4	TQEX	17.7	+0.0
5	BATE	1.6	+0.0

Monthly Depth Trend



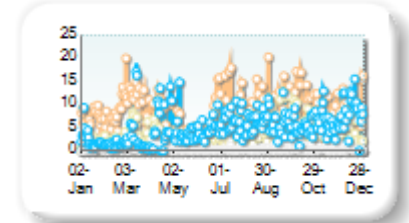
Market depth measures the amount of visible liquidity (bids and offers) in the order book within 10 or 50 BPS of mid price. The result is averaged over the stocks in the index and is based on measurements of the order book every 30 seconds. This is quoted in '000s of EUR.

Best Prices

At touch

Rank	Venue	Best Price (%)	Change
1	XMAD	7.71	+0.14
2	AQEU	4.98	-0.38
3	CEUX	3.44	+0.03
4	TQEX	0.27	-0.03
5	BATE	0.01	0.00
6	CHIX	0.00	+0.00
7	TRQX	0.00	+0.00
8	AQXE	0.00	+0.00

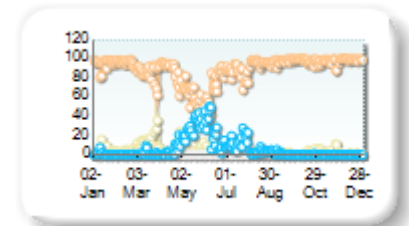
Best Prices Trend



25k EUR deal

Rank	Venue	Best Price (%)	Change
1	XMAD	89.18	+0.00
2	AQEU	6.31	+0.00
3	CEUX	3.91	+0.00
4	TQEX	0.00	+0.00
5	CHIX	0.00	+0.00
6	TRQX	0.00	+0.00
7	BATE	0.00	+0.00
8	AQXE	0.00	+0.00

Best Prices Trend

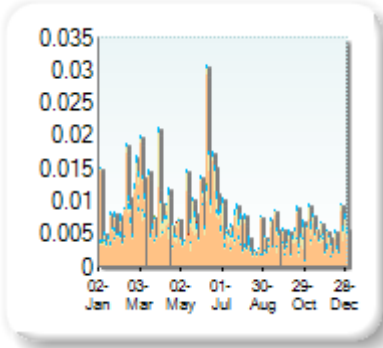


Best Price % measures how often each venue posts an absolute best price (no ties) for stocks. The result is averaged over the stocks in the index and is based on measurements of the order book every 5 seconds.

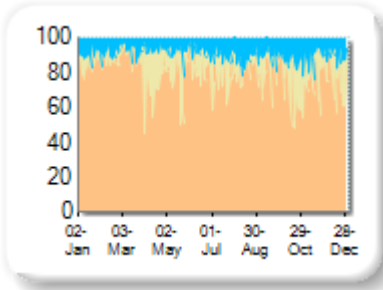
Market Share

Rank	Venue	Market Share	Change
1	XMAD	81.09%	+0.00
2	CEUX	10.74%	+0.00
3	AQEU	8.15%	+0.00
4	CHIX	0.01%	+0.00
5	BATE	0.01%	+0.00
6	AQXE	0.00%	+0.00

Volume Trend



Market Share Trend



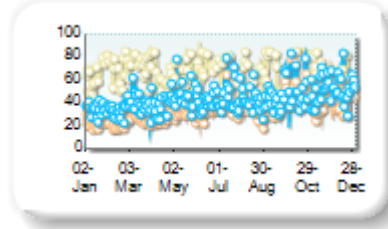
Market share is based on on-book value traded during continuous trading. The share is calculated by averaging over all stocks in the index. The current value shown is for last week and the change is relative to the previous week.

Spreads

At touch

Rank	Venue	Spread (bps)	Change
1	XMAD	35.65	+0.00
2	AQEU	44.94	+0.00
3	CEUX	88.58	+0.00

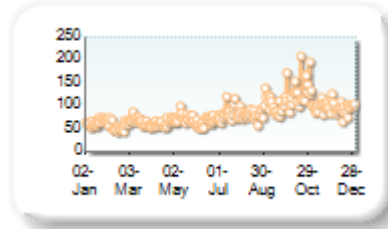
Monthly Spread Trend



25k EUR deal

Rank	Venue	Spread (bps)	Change
1	XMAD	82.31	+0.00

Monthly Spread Trend



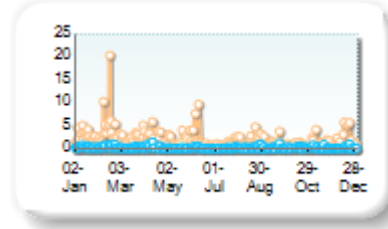
Spreads measure the bid to offer spread of the best visible orders in the book. The result is averaged over the stocks in the index and is based on measurements of the order books every 30 seconds. The value for the spread is quoted in basis points (0.01%).

Book Depths

10BPS Depth (top of book)

Rank	Venue	Depth (1K EUR)	Change
1	XMAD	1.8	+0.0
2	AQEU	0.3	+0.0
3	CEUX	0.1	+0.0

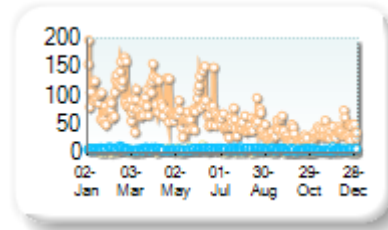
Monthly Depth Trend



50BPS Depth (deeper into book)

Rank	Venue	Depth (1K EUR)	Change
1	XMAD	62.1	+0.0
2	AQEU	6.7	+0.0
3	BATE	4.7	+0.0
4	CEUX	3.9	+0.0

Monthly Depth Trend



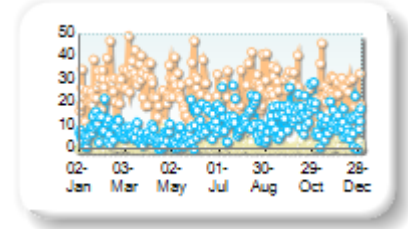
Market depth measures the amount of visible liquidity (bids and offers) in the order book within 10 or 50 BPS of mid price. The result is averaged over the stocks in the index and is based on measurements of the order book every 30 seconds. This is quoted in '000s of EUR.

Best Prices

At touch

Rank	Venue	Best Price (%)	Change
1	XMAD	23.48	+6.86
2	AQEU	9.88	-1.38
3	CEUX	1.43	-0.45
4	CHIX	0.00	+0.00
5	BATE	0.00	+0.00
6	AQXE	0.00	+0.00

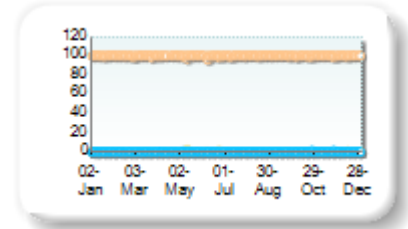
Best Prices Trend



25k EUR deal

Rank	Venue	Best Price (%)	Change
1	XMAD	99.81	+0.00
2	CEUX	0.04	+0.00
3	AQEU	0.03	+0.00
4	CHIX	0.00	+0.00
5	BATE	0.00	+0.00
6	AQXE	0.00	+0.00

Best Prices Trend

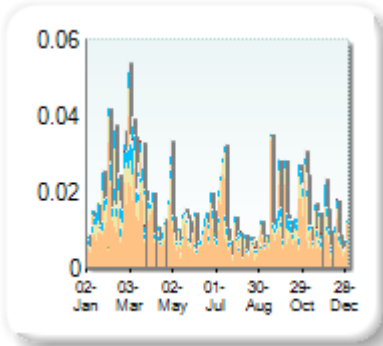


Best Price % measures how often each venue posts an absolute best price (no ties) for stocks. The result is averaged over the stocks in the index and is based on measurements of the order book every 5 seconds.

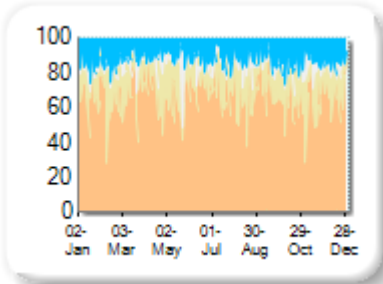
Market Share

Rank	Venue	Market Share	Change
1	XMAD	66.36%	+0.00
2	CEUX	17.19%	+0.00
3	AQEU	12.42%	+0.00
4	TQEX	3.99%	+0.00
5	BATE	0.03%	+0.00
6	CHIX	0.01%	+0.00
7	TRQX	0.00%	+0.00
8	AQXE	0.00%	+0.00

Volume Trend



Market Share Trend



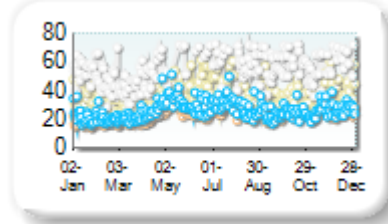
Market share is based on on-book value traded during continuous trading. The share is calculated by averaging over all stocks in the index. The current value shown is for last week and the change is relative to the previous week.

Spreads

At touch

Rank	Venue	Spread (bps)	Change
1	XMAD	23.93	+0.00
2	AQEU	26.10	+0.00
3	CEUX	35.74	+0.00
4	TQEX	62.46	+0.00

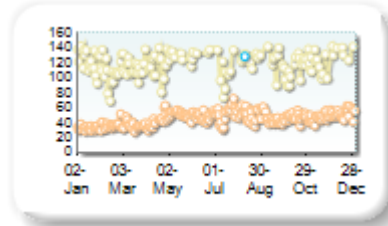
Monthly Spread Trend



25k EUR deal

Rank	Venue	Spread (bps)	Change
1	XMAD	45.86	+0.00
2	CEUX	136.15	+0.00
3	AQEU	211.41	+0.00

Monthly Spread Trend



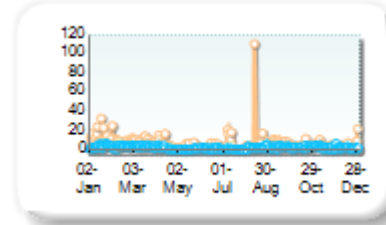
Spreads measure the bid to offer spread of the best visible orders in the book. The result is averaged over the stocks in the index and is based on measurements of the order books every 30 seconds. The value for the spread is quoted in basis points (0.01%).

Book Depths

10BPS Depth (top of book)

Rank	Venue	Depth (1K EUR)	Change
1	XMAD	5.9	+0.0
2	AQEU	2.4	+0.0
3	BATE	0.9	+0.0
4	CEUX	0.8	+0.0
5	TQEX	0.1	+0.0

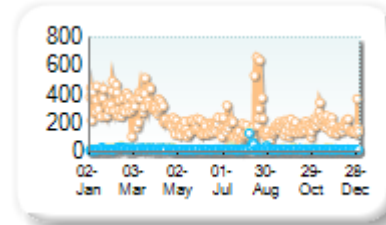
Monthly Depth Trend



50BPS Depth (deeper into book)

Rank	Venue	Depth (1K EUR)	Change
1	XMAD	222.8	+0.0
2	AQEU	19.3	+0.0
3	CEUX	18.4	+0.0
4	TQEX	5.7	+0.0
5	BATE	0.9	+0.0

Monthly Depth Trend



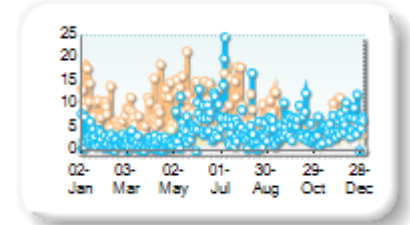
Market depth measures the amount of visible liquidity (bids and offers) in the order book within 10 or 50 BPS of mid price. The result is averaged over the stocks in the index and is based on measurements of the order book every 30 seconds. This is quoted in '000s of EUR.

Best Prices

At touch

Rank	Venue	Best Price (%)	Change
1	XMAD	6.49	+1.52
2	AQEU	4.11	-0.52
3	CEUX	0.70	+0.07
4	TQEX	0.07	+0.01
5	CHIX	0.00	+0.00
6	TRQX	0.00	+0.00
7	BATE	0.00	+0.00
8	AQXE	0.00	+0.00

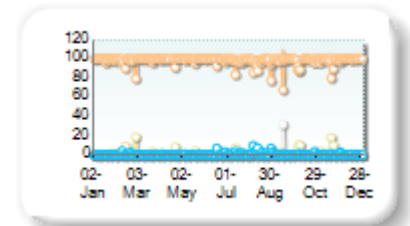
Best Prices Trend



25k EUR deal

Rank	Venue	Best Price (%)	Change
1	XMAD	98.52	+0.00
2	CEUX	0.74	+0.00
3	AQEU	0.46	+0.00
4	TQEX	0.13	+0.00
5	CHIX	0.00	+0.00
6	TRQX	0.00	+0.00
7	BATE	0.00	+0.00
8	AQXE	0.00	+0.00

Best Prices Trend

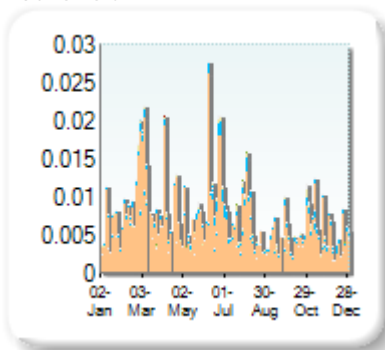


Best Price % measures how often each venue posts an absolute best price (no ties) for stocks. The result is averaged over the stocks in the index and is based on measurements of the order book every 5 seconds.

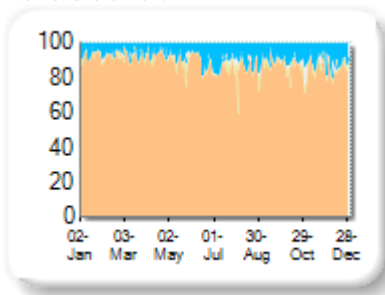
Market Share

Rank	Venue	Market Share	Change
1	XMAD	89.96%	+0.00
2	AQEU	7.05%	+0.00
3	CEUX	2.14%	+0.00
4	TQEX	0.84%	+0.00
5	BATE	0.01%	+0.00
6	CHIX	0.00%	+0.00
7	TRQX	0.00%	+0.00

Volume Trend



Market Share Trend



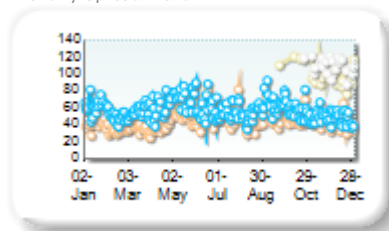
Market share is based on on-book value traded during continuous trading. The share is calculated by averaging over all stocks in the index. The current value shown is for last week and the change is relative to the previous week.

Spreads

At touch

Rank	Venue	Spread (bps)	Change
1	XMAD	44.37	+0.00
2	AQEU	56.78	+0.00
3	TQEX	139.12	+0.00
4	CEUX	222.16	+0.00

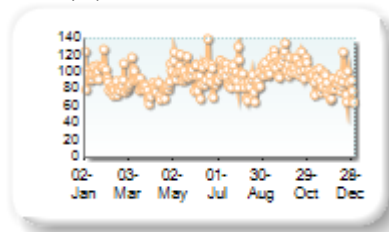
Monthly Spread Trend



25k EUR deal

Rank	Venue	Spread (bps)	Change
1	XMAD	94.16	+0.00

Monthly Spread Trend



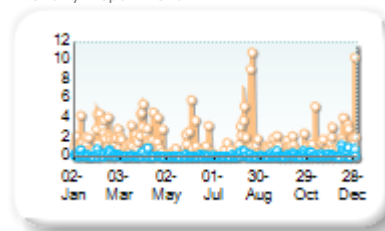
Spreads measure the bid to offer spread of the best visible orders in the book. The result is averaged over the stocks in the index and is based on measurements of the order books every 30 seconds. The value for the spread is quoted in basis points (0.01%).

Book Depths

10BPS Depth (top of book)

Rank	Venue	Depth (1K EUR)	Change
1	XMAD	1.3	+0.0
2	AQEU	0.2	+0.0
3	TQEX	0.1	+0.0
4	CEUX	0.0	+0.0

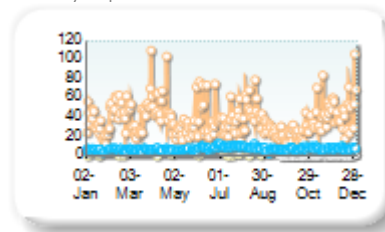
Monthly Depth Trend



50BPS Depth (deeper into book)

Rank	Venue	Depth (1K EUR)	Change
1	XMAD	37.8	+0.0
2	AQEU	7.5	+0.0
3	TQEX	1.6	+0.0
4	CEUX	0.7	+0.0

Monthly Depth Trend



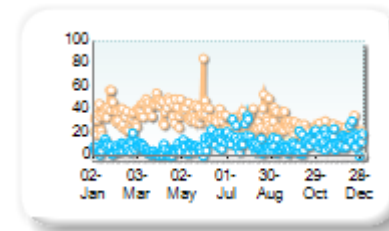
Market depth measures the amount of visible liquidity (bids and offers) in the order book within 10 or 50 BPS of mid price. The result is averaged over the stocks in the index and is based on measurements of the order book every 30 seconds. This is quoted in '000s of EUR.

Best Prices

At touch

Rank	Venue	Best Price (%)	Change
1	XMAD	29.89	+3.32
2	AQEU	9.80	-1.48
3	CEUX	0.32	-0.05
4	TQEX	0.03	+0.00
5	BATE	0.00	+0.00
6	CHIX	0.00	+0.00
7	TRQX	0.00	+0.00

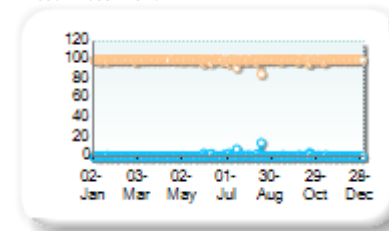
Best Prices Trend



25k EUR deal

Rank	Venue	Best Price (%)	Change
1	XMAD	99.61	+0.00
2	AQEU	0.31	+0.00
3	CEUX	0.00	+0.00
4	CHIX	0.00	+0.00
5	TRQX	0.00	+0.00
6	BATE	0.00	+0.00
7	TQEX	0.00	+0.00

Best Prices Trend

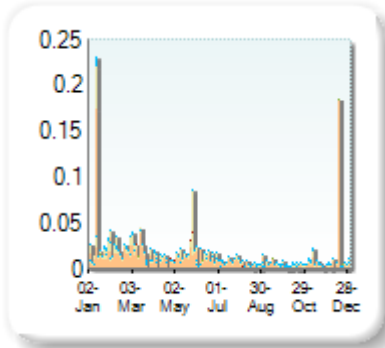


Best Price % measures how often each venue posts an absolute best price (no ties) for stocks. The result is averaged over the stocks in the index and is based on measurements of the order book every 5 seconds.

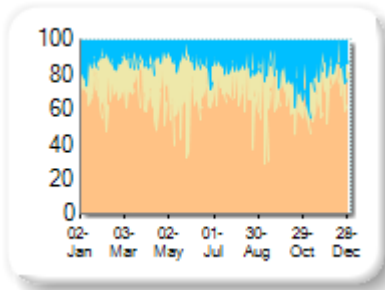
Market Share

Rank	Venue	Market Share	Change
1	XMAD	69.06%	+0.00
2	CEUX	19.57%	+0.00
3	AQEU	11.27%	+0.00
4	BATE	0.07%	+0.00
5	CHIX	0.03%	+0.00
6	AQXE	0.00%	+0.00

Volume Trend



Market Share Trend



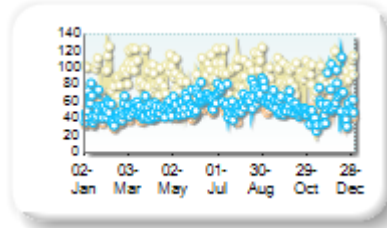
Market share is based on on-book value traded during continuous trading. The share is calculated by averaging over all stocks in the index. The current value shown is for last week and the change is relative to the previous week.

Spreads

At touch

Rank	Venue	Spread (bps)	Change
1	XMAD	52.11	+0.00
2	AQEU	55.44	+0.00
3	CEUX	99.14	+0.00

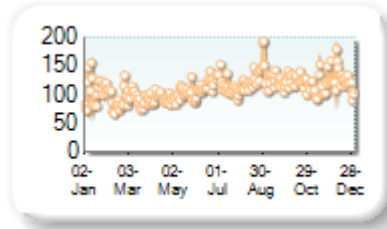
Monthly Spread Trend



25k EUR deal

Rank	Venue	Spread (bps)	Change
1	XMAD	111.09	+0.00

Monthly Spread Trend



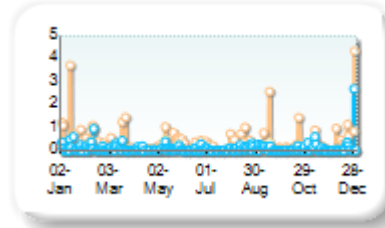
Spreads measure the bid to offer spread of the best visible orders in the book. The result is averaged over the stocks in the index and is based on measurements of the order books every 30 seconds. The value for the spread is quoted in basis points (0.01%).

Book Depths

10BPS Depth (top of book)

Rank	Venue	Depth (1K EUR)	Change
1	XMAD	0.3	+0.0
2	AQEU	0.1	+0.0
3	CEUX	0.0	+0.0

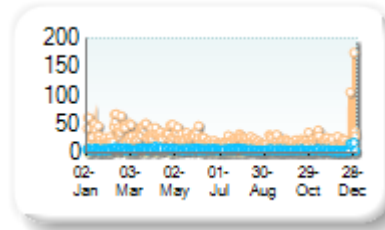
Monthly Depth Trend



50BPS Depth (deeper into book)

Rank	Venue	Depth (1K EUR)	Change
1	XMAD	25.5	+0.0
2	AQEU	6.0	+0.0
3	BATE	3.5	+0.0
4	CEUX	2.5	+0.0

Monthly Depth Trend



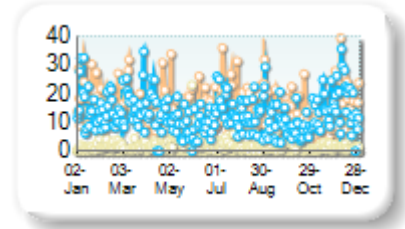
Market depth measures the amount of visible liquidity (bids and offers) in the order book within 10 or 50 BPS of mid price. The result is averaged over the stocks in the index and is based on measurements of the order book every 30 seconds. This is quoted in '000s of EUR.

Best Prices

At touch

Rank	Venue	Best Price (%)	Change
1	XMAD	14.20	+2.45
2	AQEU	12.81	+0.12
3	CEUX	2.51	+0.27
4	BATE	0.00	+0.00
5	CHIX	0.00	+0.00
6	AQXE	0.00	+0.00

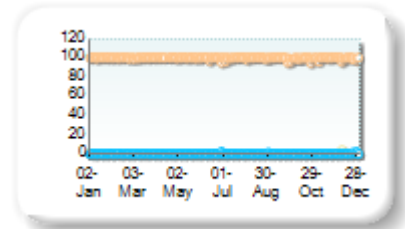
Best Prices Trend



25k EUR deal

Rank	Venue	Best Price (%)	Change
1	XMAD	99.63	+0.00
2	AQEU	0.06	+0.00
3	CEUX	0.03	+0.00
4	CHIX	0.00	+0.00
5	BATE	0.00	+0.00
6	AQXE	0.00	+0.00

Best Prices Trend

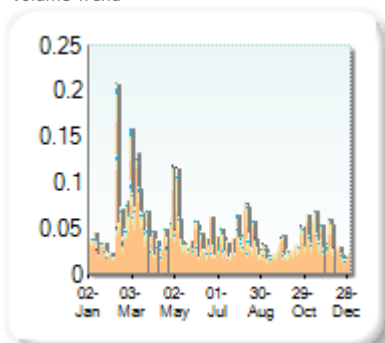


Best Price % measures how often each venue posts an absolute best price (no ties) for stocks. The result is averaged over the stocks in the index and is based on measurements of the order book every 5 seconds.

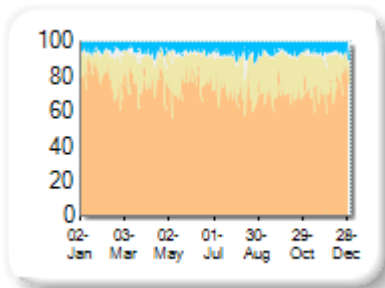
Market Share

Rank	Venue	Market Share	Change
1	XMAD	74.68%	+0.00
2	CEUX	17.65%	+0.00
3	AQEU	4.83%	+0.00
4	TQEX	2.73%	+0.00
5	BATE	0.06%	+0.00
6	CHIX	0.03%	+0.00
7	TRQX	0.02%	+0.00
8	AQXE	0.00%	+0.00

Volume Trend



Market Share Trend



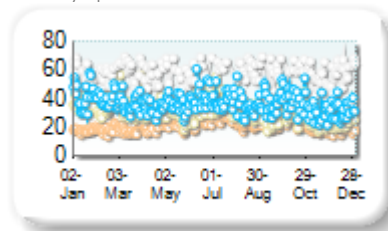
Market share is based on on-book value traded during continuous trading. The share is calculated by averaging over all stocks in the index. The current value shown is for last week and the change is relative to the previous week.

Spreads

At touch

Rank	Venue	Spread (bps)	Change
1	XMAD	21.24	+0.00
2	CEUX	31.04	+0.00
3	AQEU	36.46	+0.00
4	TQEX	65.64	+0.00
5	BATE	183.53	+0.00

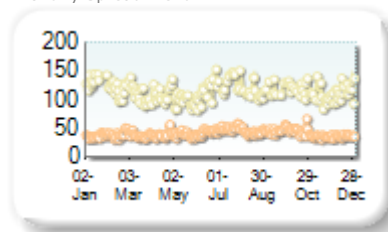
Monthly Spread Trend



25k EUR deal

Rank	Venue	Spread (bps)	Change
1	XMAD	41.03	+0.00
2	CEUX	116.30	+0.00

Monthly Spread Trend



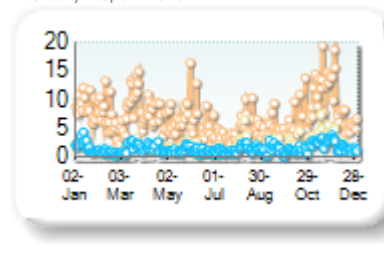
Spreads measure the bid to offer spread of the best visible orders in the book. The result is averaged over the stocks in the index and is based on measurements of the order books every 30 seconds. The value for the spread is quoted in basis points (0.01%).

Book Depths

10BPS Depth (top of book)

Rank	Venue	Depth (1K EUR)	Change
1	XMAD	6.6	+0.0
2	CEUX	1.4	+0.0
3	AQEU	1.4	+0.0
4	TQEX	0.1	+0.0

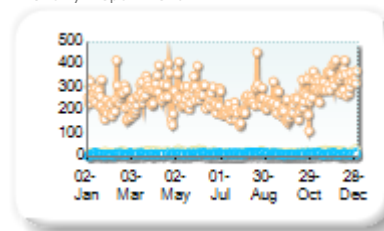
Monthly Depth Trend



50BPS Depth (deeper into book)

Rank	Venue	Depth (1K EUR)	Change
1	XMAD	261.4	+0.0
2	CEUX	18.7	+0.0
3	AQEU	13.5	+0.0
4	TQEX	5.7	+0.0
5	BATE	1.5	+0.0

Monthly Depth Trend



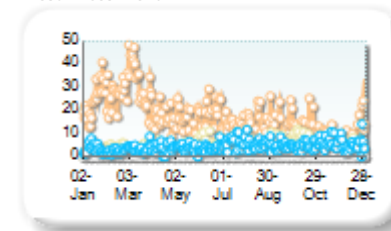
Market depth measures the amount of visible liquidity (bids and offers) in the order book within 10 or 50 BPS of mid price. The result is averaged over the stocks in the index and is based on measurements of the order book every 30 seconds. This is quoted in '000s of EUR.

Best Prices

At touch

Rank	Venue	Best Price (%)	Change
1	XMAD	17.07	-1.10
2	CEUX	4.66	-0.08
3	AQEU	4.40	-0.41
4	TQEX	0.29	-0.01
5	BATE	0.02	+0.02
6	CHIX	0.00	+0.00
7	TRQX	0.00	+0.00
8	AQXE	0.00	+0.00

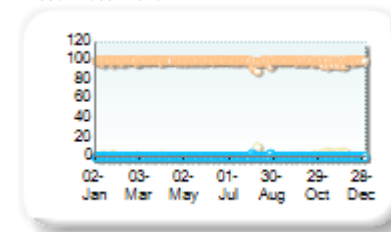
Best Prices Trend



25k EUR deal

Rank	Venue	Best Price (%)	Change
1	XMAD	99.40	+0.00
2	CEUX	0.46	+0.00
3	AQEU	0.05	+0.00
4	TQEX	0.03	+0.00
5	CHIX	0.00	+0.00
6	TRQX	0.00	+0.00
7	BATE	0.00	+0.00
8	AQXE	0.00	+0.00

Best Prices Trend

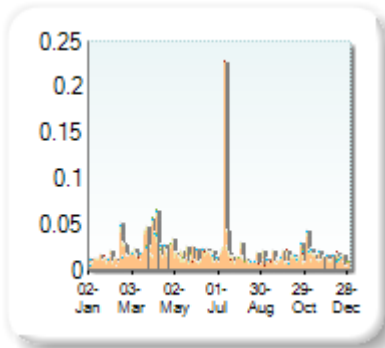


Best Price % measures how often each venue posts an absolute best price (no ties) for stocks. The result is averaged over the stocks in the index and is based on measurements of the order book every 5 seconds.

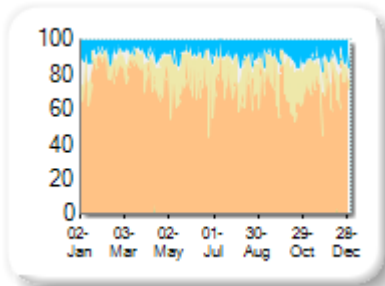
Market Share

Rank	Venue	Market Share	Change
1	XMAD	77.22%	+0.00
2	CEUX	13.30%	+0.00
3	AQEU	6.89%	+0.00
4	TQEX	2.49%	+0.00
5	TRQX	0.04%	+0.00
6	CHIX	0.04%	+0.00
7	BATE	0.03%	+0.00
8	AQXE	0.00%	+0.00

Volume Trend



Market Share Trend



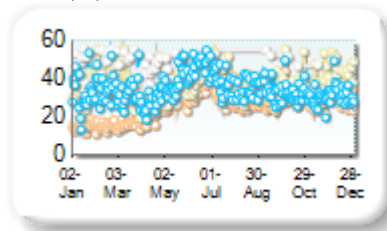
Market share is based on on-book value traded during continuous trading. The share is calculated by averaging over all stocks in the index. The current value shown is for last week and the change is relative to the previous week.

Spreads

At touch

Rank	Venue	Spread (bps)	Change
1	XMAD	25.37	+0.00
2	AQEU	34.59	+0.00
3	CEUX	37.37	+0.00
4	TQEX	69.66	+0.00

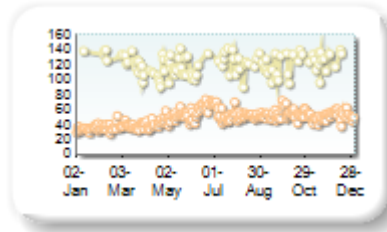
Monthly Spread Trend



25k EUR deal

Rank	Venue	Spread (bps)	Change
1	XMAD	48.98	+0.00
2	CEUX	147.80	+0.00
3	AQEU	232.02	+0.00

Monthly Spread Trend



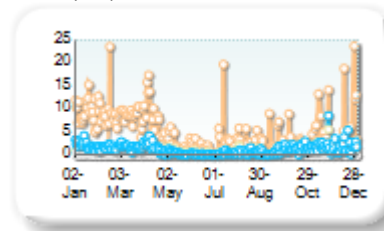
Spreads measure the bid to offer spread of the best visible orders in the book. The result is averaged over the stocks in the index and is based on measurements of the order books every 30 seconds. The value for the spread is quoted in basis points (0.01%).

Book Depths

10BPS Depth (top of book)

Rank	Venue	Depth (1K EUR)	Change
1	XMAD	4.7	+0.0
2	AQEU	1.2	+0.0
3	CEUX	0.6	+0.0
4	TQEX	0.1	+0.0

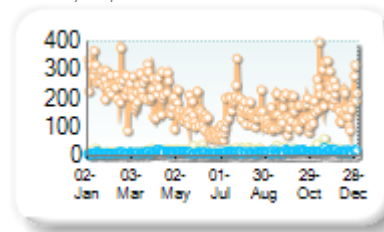
Monthly Depth Trend



50BPS Depth (deeper into book)

Rank	Venue	Depth (1K EUR)	Change
1	XMAD	183.2	+0.0
2	CEUX	16.5	+0.0
3	AQEU	13.3	+0.0
4	TQEX	4.3	+0.0

Monthly Depth Trend



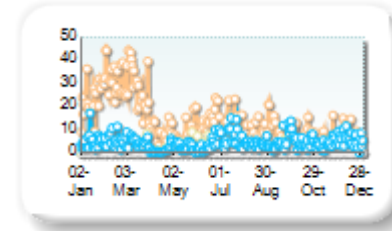
Market depth measures the amount of visible liquidity (bids and offers) in the order book within 10 or 50 BPS of mid price. The result is averaged over the stocks in the index and is based on measurements of the order book every 30 seconds. This is quoted in '000s of EUR.

Best Prices

At touch

Rank	Venue	Best Price (%)	Change
1	XMAD	12.81	-0.14
2	AQEU	4.27	+0.24
3	CEUX	1.97	-0.08
4	TQEX	0.18	+0.02
5	BATE	0.00	+0.00
6	CHIX	0.00	+0.00
7	TRQX	0.00	+0.00
8	AQXE	0.00	+0.00

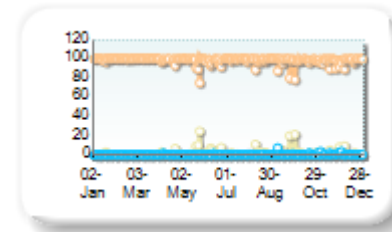
Best Prices Trend



25k EUR deal

Rank	Venue	Best Price (%)	Change
1	XMAD	98.64	+0.00
2	CEUX	1.02	+0.00
3	AQEU	0.20	+0.00
4	TQEX	0.02	+0.00
5	CHIX	0.00	+0.00
6	TRQX	0.00	+0.00
7	BATE	0.00	+0.00
8	AQXE	0.00	+0.00

Best Prices Trend

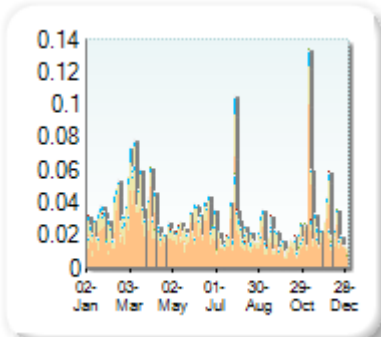


Best Price % measures how often each venue posts an absolute best price (no ties) for stocks. The result is averaged over the stocks in the index and is based on measurements of the order book every 5 seconds.

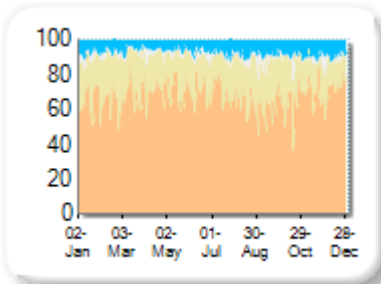
Market Share

Rank	Venue	Market Share	Change
1	XMAD	68.82%	+0.00
2	CEUX	21.94%	+0.00
3	AQEU	6.30%	+0.00
4	TQEX	2.76%	+0.00
5	TRQX	0.10%	+0.00
6	BATE	0.07%	+0.00
7	CHIX	0.02%	+0.00
8	AQXE	0.00%	+0.00

Volume Trend



Market Share Trend



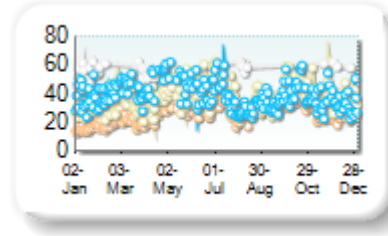
Market share is based on on-book value traded during continuous trading. The share is calculated by averaging over all stocks in the index. The current value shown is for last week and the change is relative to the previous week.

Spreads

At touch

Rank	Venue	Spread (bps)	Change
1	XMAD	27.07	+0.00
2	CEUX	37.90	+0.00
3	AQEU	39.51	+0.00
4	TQEX	83.90	+0.00

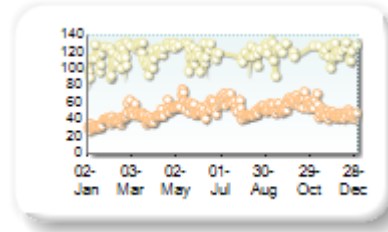
Monthly Spread Trend



25k EUR deal

Rank	Venue	Spread (bps)	Change
1	XMAD	50.05	+0.00
2	CEUX	127.86	+0.00

Monthly Spread Trend



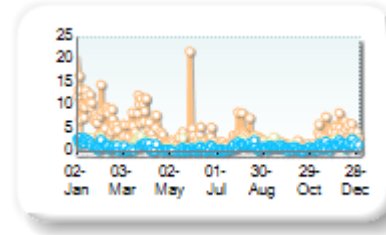
Spreads measure the bid to offer spread of the best visible orders in the book. The result is averaged over the stocks in the index and is based on measurements of the order books every 30 seconds. The value for the spread is quoted in basis points (0.01%).

Book Depths

10BPS Depth (top of book)

Rank	Venue	Depth (1K EUR)	Change
1	XMAD	3.9	+0.0
2	AQEU	1.0	+0.0
3	CEUX	1.0	+0.0
4	BATE	0.3	+0.0
5	TQEX	0.1	+0.0

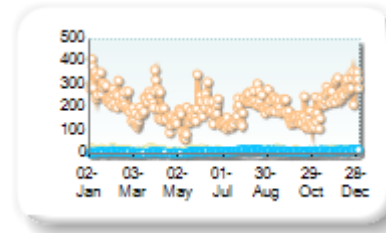
Monthly Depth Trend



50BPS Depth (deeper into book)

Rank	Venue	Depth (1K EUR)	Change
1	XMAD	211.3	+0.0
2	CEUX	13.8	+0.0
3	AQEU	10.7	+0.0
4	BATE	4.8	+0.0
5	TQEX	3.5	+0.0

Monthly Depth Trend



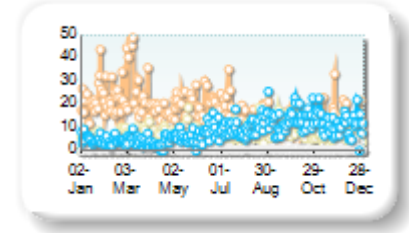
Market depth measures the amount of visible liquidity (bids and offers) in the order book within 10 or 50 BPS of mid price. The result is averaged over the stocks in the index and is based on measurements of the order book every 30 seconds. This is quoted in '000s of EUR.

Best Prices

At touch

Rank	Venue	Best Price (%)	Change
1	XMAD	16.02	-0.23
2	AQEU	8.47	-0.62
3	CEUX	6.94	+0.28
4	TQEX	0.37	+0.03
5	BATE	0.01	0.00
6	CHIX	0.00	+0.00
7	TRQX	0.00	+0.00
8	AQXE	0.00	+0.00

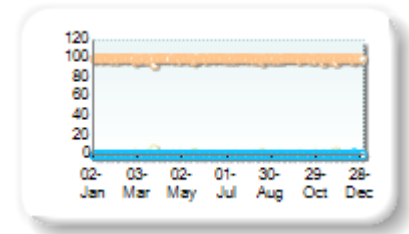
Best Prices Trend



25k EUR deal

Rank	Venue	Best Price (%)	Change
1	XMAD	99.61	+0.00
2	CEUX	0.25	+0.00
3	AQEU	0.03	+0.00
4	TQEX	0.00	+0.00
5	CHIX	0.00	+0.00
6	TRQX	0.00	+0.00
7	BATE	0.00	+0.00
8	AQXE	0.00	+0.00

Best Prices Trend

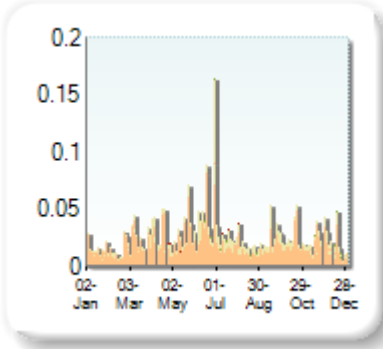


Best Price % measures how often each venue posts an absolute best price (no ties) for stocks. The result is averaged over the stocks in the index and is based on measurements of the order book every 5 seconds.

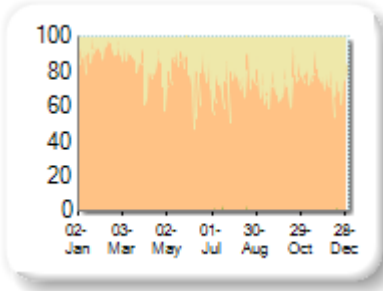
Market Share

Rank	Venue	Market Share	Change
1	XMAD	78.04%	+0.00
2	CEUX	21.88%	+0.00
3	BATE	0.06%	+0.00
4	CHIX	0.01%	+0.00

Volume Trend



Market Share Trend



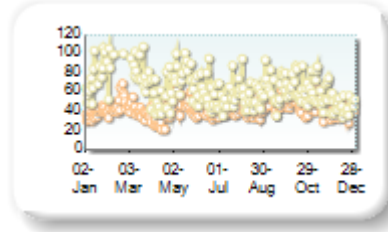
Market share is based on on-book value traded during continuous trading. The share is calculated by averaging over all stocks in the index. The current value shown is for last week and the change is relative to the previous week.

Spreads

At touch

Rank	Venue	Spread (bps)	Change
1	XMAD	43.55	+0.00
2	CEUX	71.65	+0.00

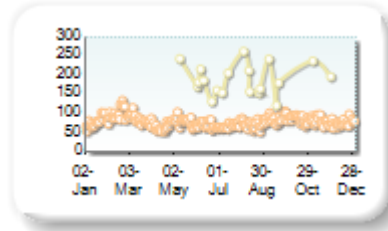
Monthly Spread Trend



25k EUR deal

Rank	Venue	Spread (bps)	Change
1	XMAD	79.17	+0.00
2	CEUX	191.91	+0.00

Monthly Spread Trend



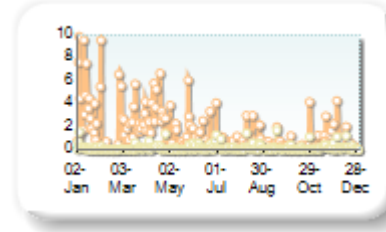
Spreads measure the bid to offer spread of the best visible orders in the book. The result is averaged over the stocks in the index and is based on measurements of the order books every 30 seconds. The value for the spread is quoted in basis points (0.01%).

Book Depths

10BPS Depth (top of book)

Rank	Venue	Depth (1K EUR)	Change
1	XMAD	1.4	+0.0
2	CEUX	0.2	+0.0

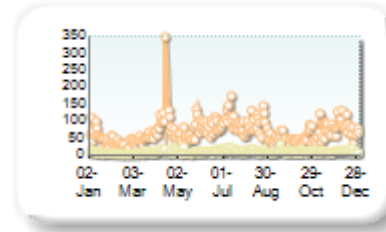
Monthly Depth Trend



50BPS Depth (deeper into book)

Rank	Venue	Depth (1K EUR)	Change
1	XMAD	67.0	+0.0
2	CEUX	8.0	+0.0
3	BATE	0.8	+0.0

Monthly Depth Trend



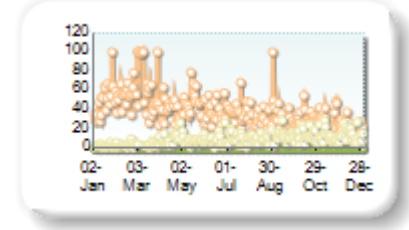
Market depth measures the amount of visible liquidity (bids and offers) in the order book within 10 or 50 BPS of mid price. The result is averaged over the stocks in the index and is based on measurements of the order book every 30 seconds. This is quoted in '000s of EUR.

Best Prices

At touch

Rank	Venue	Best Price (%)	Change
1	XMAD	38.66	-0.40
2	CEUX	8.65	-0.31
3	BATE	0.01	+0.01
4	CHIX	0.00	+0.00

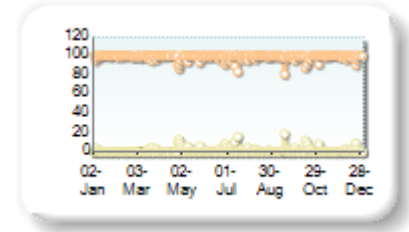
Best Prices Trend



25k EUR deal

Rank	Venue	Best Price (%)	Change
1	XMAD	98.86	+0.00
2	CEUX	1.05	+0.00
3	CHIX	0.00	+0.00
4	BATE	0.00	+0.00

Best Prices Trend

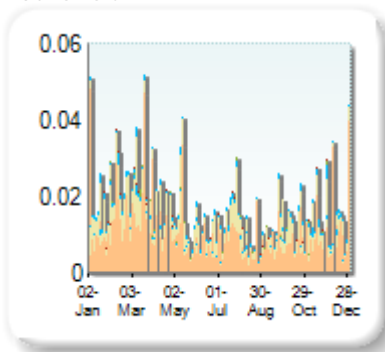


Best Price % measures how often each venue posts an absolute best price (no ties) for stocks. The result is averaged over the stocks in the index and is based on measurements of the order book every 5 seconds.

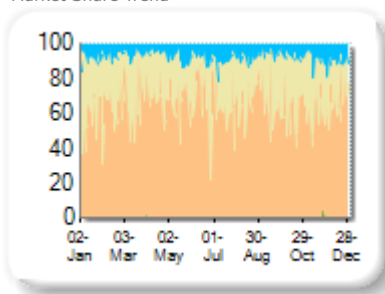
Market Share

Rank	Venue	Market Share	Change
1	XMAD	65.72%	+0.00
2	CEUX	27.47%	+0.00
3	AQEU	6.32%	+0.00
4	BATE	0.42%	+0.00
5	CHIX	0.08%	+0.00
6	AQXE	0.00%	+0.00

Volume Trend



Market Share Trend



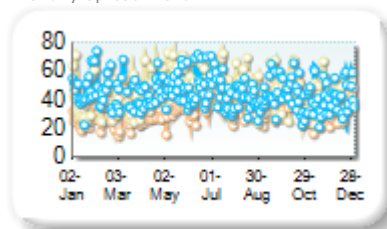
Market share is based on on-book value traded during continuous trading. The share is calculated by averaging over all stocks in the index. The current value shown is for last week and the change is relative to the previous week.

Spreads

At touch

Rank	Venue	Spread (bps)	Change
1	XMAD	34.95	+0.00
2	AQEU	44.65	+0.00
3	CEUX	48.16	+0.00
4	AQXE	501.00	+0.00

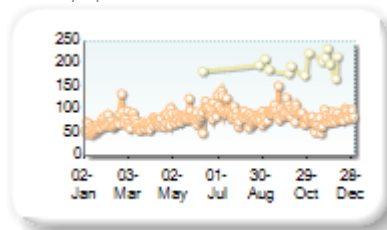
Monthly Spread Trend



25k EUR deal

Rank	Venue	Spread (bps)	Change
1	XMAD	82.88	+0.00
2	CEUX	260.25	+0.00

Monthly Spread Trend



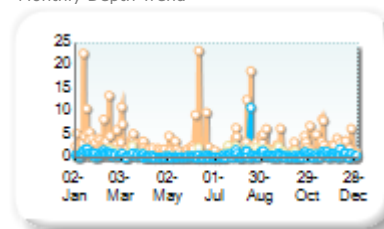
Spreads measure the bid to offer spread of the best visible orders in the book. The result is averaged over the stocks in the index and is based on measurements of the order books every 30 seconds. The value for the spread is quoted in basis points (0.01%).

Book Depths

10BPS Depth (top of book)

Rank	Venue	Depth (1K EUR)	Change
1	XMAD	2.4	+0.0
2	CEUX	0.6	+0.0
3	AQEU	0.6	+0.0

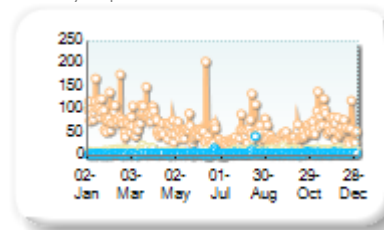
Monthly Depth Trend



50BPS Depth (deeper into book)

Rank	Venue	Depth (1K EUR)	Change
1	XMAD	60.8	+0.0
2	CEUX	9.2	+0.0
3	AQEU	5.7	+0.0

Monthly Depth Trend



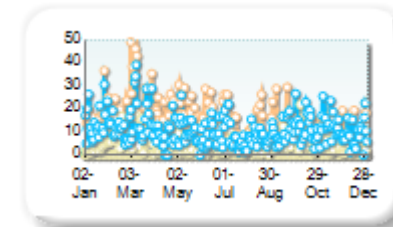
Market depth measures the amount of visible liquidity (bids and offers) in the order book within 10 or 50 BPS of mid price. The result is averaged over the stocks in the index and is based on measurements of the order book every 30 seconds. This is quoted in '000s of EUR.

Best Prices

At touch

Rank	Venue	Best Price (%)	Change
1	XMAD	13.98	+2.55
2	AQEU	10.82	+1.58
3	CEUX	5.20	+0.13
4	CHIX	0.00	+0.00
5	BATE	0.00	+0.00
6	AQXE	0.00	+0.00

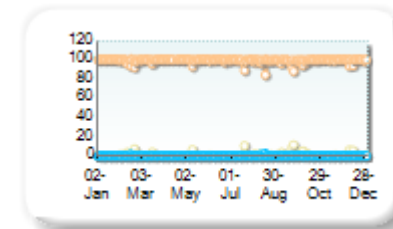
Best Prices Trend



25k EUR deal

Rank	Venue	Best Price (%)	Change
1	XMAD	99.29	+0.00
2	CEUX	0.55	+0.00
3	AQEU	0.04	+0.00
4	CHIX	0.00	+0.00
5	BATE	0.00	+0.00
6	AQXE	0.00	+0.00

Best Prices Trend

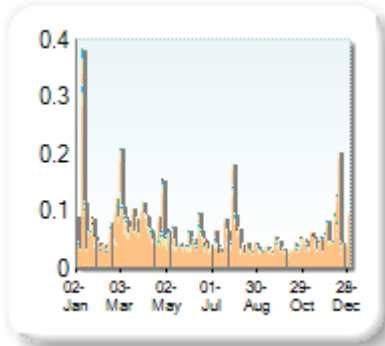


Best Price % measures how often each venue posts an absolute best price (no ties) for stocks. The result is averaged over the stocks in the index and is based on measurements of the order book every 5 seconds.

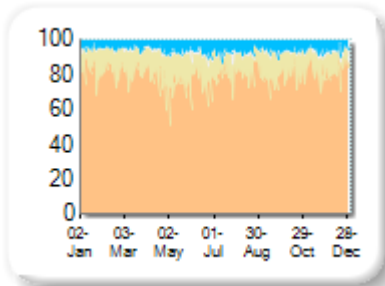
Market Share

Rank	Venue	Market Share	Change
1	XMAD	80.79%	+0.00
2	CEUX	12.86%	+0.00
3	AQEU	5.15%	+0.00
4	TQEX	1.18%	+0.00
5	BATE	0.01%	+0.00
6	CHIX	0.00%	+0.00
7	TRQX	0.00%	+0.00
8	AQXE	0.00%	+0.00

Volume Trend



Market Share Trend



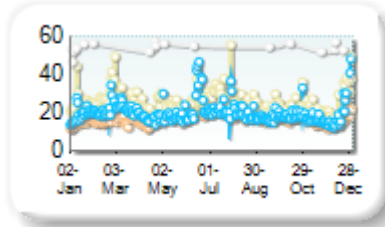
Market share is based on on-book value traded during continuous trading. The share is calculated by averaging over all stocks in the index. The current value shown is for last week and the change is relative to the previous week.

Spreads

At touch

Rank	Venue	Spread (bps)	Change
1	XMAD	17.15	+0.00
2	AQEU	20.57	+0.00
3	CEUX	24.64	+0.00
4	TQEX	69.32	+0.00

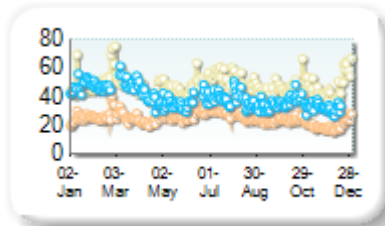
Monthly Spread Trend



25k EUR deal

Rank	Venue	Spread (bps)	Change
1	XMAD	24.90	+0.00
2	AQEU	38.65	+0.00
3	CEUX	47.04	+0.00
4	TQEX	128.00	+0.00

Monthly Spread Trend



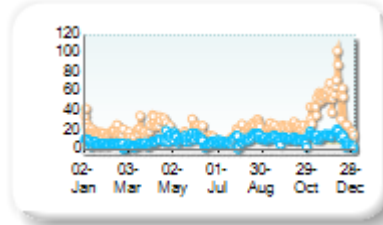
Spreads measure the bid to offer spread of the best visible orders in the book. The result is averaged over the stocks in the index and is based on measurements of the order books every 30 seconds. The value for the spread is quoted in basis points (0.01%).

Book Depths

10BPS Depth (top of book)

Rank	Venue	Depth (1K EUR)	Change
1	XMAD	22.9	+0.0
2	AQEU	10.1	+0.0
3	CEUX	2.8	+0.0
4	BATE	1.6	+0.0
5	TQEX	0.1	+0.0

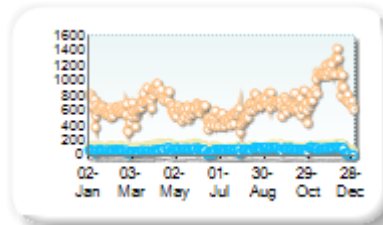
Monthly Depth Trend



50BPS Depth (deeper into book)

Rank	Venue	Depth (1K EUR)	Change
1	XMAD	692.5	+0.0
2	CEUX	119.4	+0.0
3	AQEU	81.2	+0.0
4	BATE	15.7	+0.0
5	TQEX	15.5	+0.0

Monthly Depth Trend



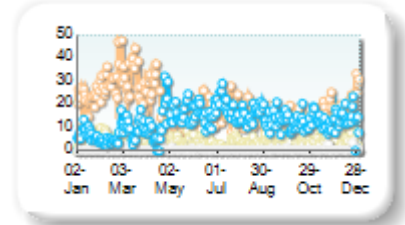
Market depth measures the amount of visible liquidity (bids and offers) in the order book within 10 or 50 BPS of mid price. The result is averaged over the stocks in the index and is based on measurements of the order book every 30 seconds. This is quoted in '000s of EUR.

Best Prices

At touch

Rank	Venue	Best Price (%)	Change
1	XMAD	18.74	+0.71
2	AQEU	12.60	-1.29
3	CEUX	4.40	+0.33
4	TQEX	0.22	+0.01
5	BATE	0.00	+0.00
6	CHIX	0.00	+0.00
7	TRQX	0.00	+0.00
8	AQXE	0.00	+0.00

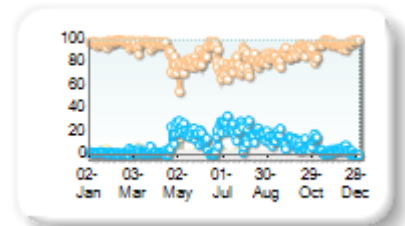
Best Prices Trend



25k EUR deal

Rank	Venue	Best Price (%)	Change
1	XMAD	89.06	+0.00
2	AQEU	9.74	+0.00
3	CEUX	0.97	+0.00
4	TQEX	0.00	+0.00
5	CHIX	0.00	+0.00
6	TRQX	0.00	+0.00
7	BATE	0.00	+0.00
8	AQXE	0.00	+0.00

Best Prices Trend

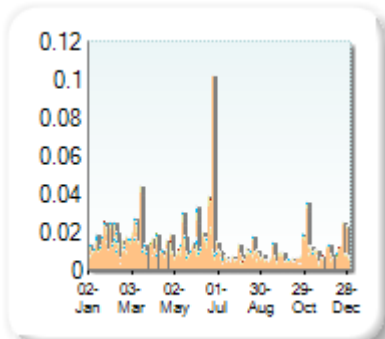


Best Price % measures how often each venue posts an absolute best price (no ties) for stocks. The result is averaged over the stocks in the index and is based on measurements of the order book every 5 seconds.

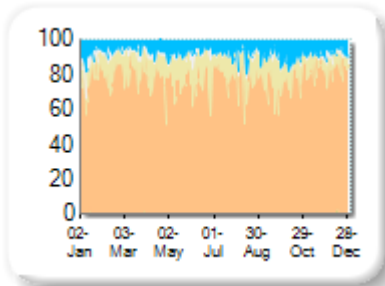
Market Share

Rank	Venue	Market Share	Change
1	XMAD	80.10%	+0.00
2	CEUX	11.33%	+0.00
3	AQEU	6.66%	+0.00
4	TQEX	1.84%	+0.00
5	BATE	0.05%	+0.00
6	CHIX	0.01%	+0.00
7	TRQX	0.00%	+0.00
8	AQXE	0.00%	+0.00

Volume Trend



Market Share Trend



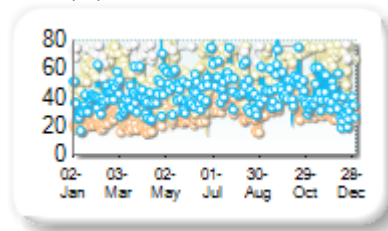
Market share is based on on-book value traded during continuous trading. The share is calculated by averaging over all stocks in the index. The current value shown is for last week and the change is relative to the previous week.

Spreads

At touch

Rank	Venue	Spread (bps)	Change
1	XMAD	29.67	+0.00
2	AQEU	42.75	+0.00
3	CEUX	61.99	+0.00
4	TQEX	104.60	+0.00

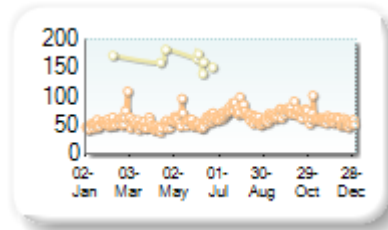
Monthly Spread Trend



25k EUR deal

Rank	Venue	Spread (bps)	Change
1	XMAD	60.64	+0.00
2	CEUX	279.57	+0.00

Monthly Spread Trend



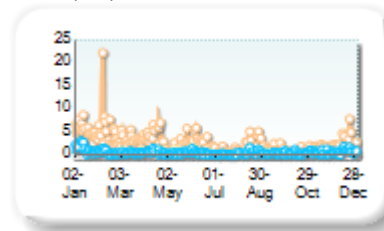
Spreads measure the bid to offer spread of the best visible orders in the book. The result is averaged over the stocks in the index and is based on measurements of the order books every 30 seconds. The value for the spread is quoted in basis points (0.01%).

Book Depths

10BPS Depth (top of book)

Rank	Venue	Depth (1K EUR)	Change
1	XMAD	2.4	+0.0
2	AQEU	0.6	+0.0
3	CEUX	0.2	+0.0
4	TQEX	0.0	+0.0

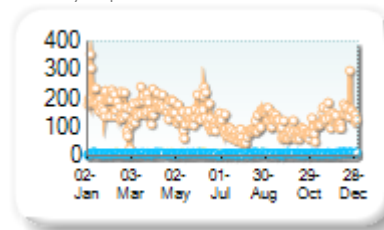
Monthly Depth Trend



50BPS Depth (deeper into book)

Rank	Venue	Depth (1K EUR)	Change
1	XMAD	134.0	+0.0
2	AQEU	8.4	+0.0
3	CEUX	6.5	+0.0
4	TQEX	2.1	+0.0

Monthly Depth Trend



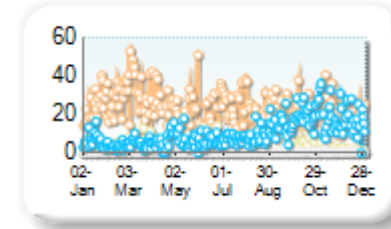
Market depth measures the amount of visible liquidity (bids and offers) in the order book within 10 or 50 BPS of mid price. The result is averaged over the stocks in the index and is based on measurements of the order book every 30 seconds. This is quoted in '000s of EUR.

Best Prices

At touch

Rank	Venue	Best Price (%)	Change
1	XMAD	22.54	+1.14
2	AQEU	9.89	-0.67
3	CEUX	3.65	+0.27
4	TQEX	0.25	+0.06
5	CHIX	0.00	+0.00
6	TRQX	0.00	+0.00
7	BATE	0.00	+0.00
8	AQXE	0.00	+0.00

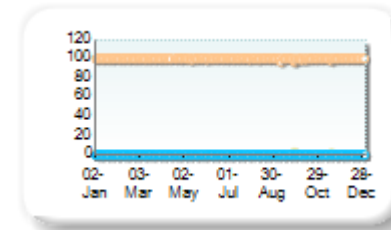
Best Prices Trend



25k EUR deal

Rank	Venue	Best Price (%)	Change
1	XMAD	99.89	+0.00
2	CEUX	0.04	+0.00
3	AQEU	0.01	+0.00
4	CHIX	0.00	+0.00
5	TRQX	0.00	+0.00
6	BATE	0.00	+0.00
7	AQXE	0.00	+0.00
8	TQEX	0.00	+0.00

Best Prices Trend

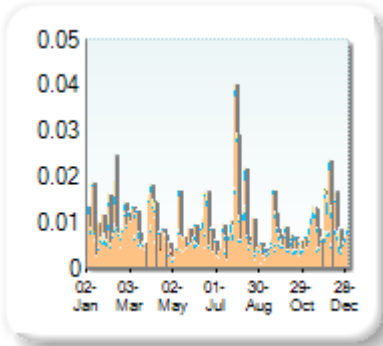


Best Price % measures how often each venue posts an absolute best price (no ties) for stocks. The result is averaged over the stocks in the index and is based on measurements of the order book every 5 seconds.

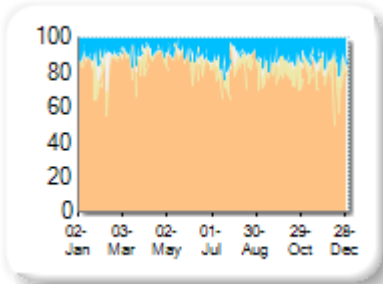
Market Share

Rank	Venue	Market Share	Change
1	XMAD	83.37%	+0.00
2	AQEU	8.29%	+0.00
3	CEUX	6.30%	+0.00
4	TQEX	2.04%	+0.00
5	BATE	0.00%	+0.00
6	CHIX	0.00%	+0.00
7	TRQX	0.00%	+0.00
8	AQXE	0.00%	+0.00

Volume Trend



Market Share Trend



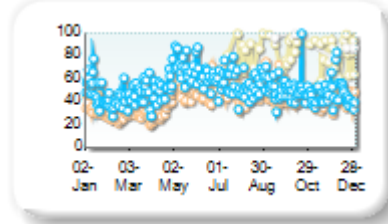
Market share is based on on-book value traded during continuous trading. The share is calculated by averaging over all stocks in the index. The current value shown is for last week and the change is relative to the previous week.

Spreads

At touch

Rank	Venue	Spread (bps)	Change
1	XMAD	42.27	+0.00
2	AQEU	52.49	+0.00
3	TQEX	140.56	+0.00
4	CEUX	162.51	+0.00

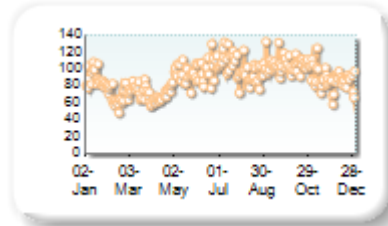
Monthly Spread Trend



25k EUR deal

Rank	Venue	Spread (bps)	Change
1	XMAD	90.39	+0.00
2	CEUX	317.33	+0.00

Monthly Spread Trend



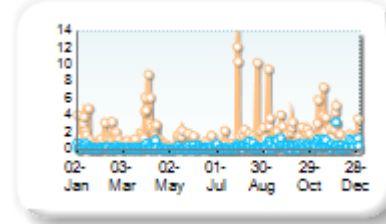
Spreads measure the bid to offer spread of the best visible orders in the book. The result is averaged over the stocks in the index and is based on measurements of the order books every 30 seconds. The value for the spread is quoted in basis points (0.01%).

Book Depths

10BPS Depth (top of book)

Rank	Venue	Depth (1K EUR)	Change
1	XMAD	1.3	+0.0
2	AQEU	0.3	+0.0
3	CEUX	0.1	+0.0
4	TQEX	0.0	+0.0

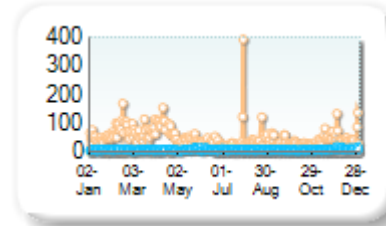
Monthly Depth Trend



50BPS Depth (deeper into book)

Rank	Venue	Depth (1K EUR)	Change
1	XMAD	47.8	+0.0
2	AQEU	7.8	+0.0
3	CEUX	1.7	+0.0
4	TQEX	1.6	+0.0

Monthly Depth Trend



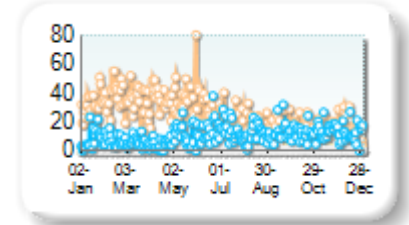
Market depth measures the amount of visible liquidity (bids and offers) in the order book within 10 or 50 BPS of mid price. The result is averaged over the stocks in the index and is based on measurements of the order book every 30 seconds. This is quoted in '000s of EUR.

Best Prices

At touch

Rank	Venue	Best Price (%)	Change
1	XMAD	24.64	+3.93
2	AQEU	10.52	-1.10
3	CEUX	0.38	-0.08
4	TQEX	0.05	+0.01
5	BATE	0.00	0.00
6	CHIX	0.00	+0.00
7	TRQX	0.00	+0.00
8	AQXE	0.00	+0.00

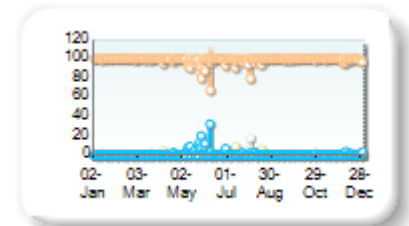
Best Prices Trend



25k EUR deal

Rank	Venue	Best Price (%)	Change
1	XMAD	98.94	+0.00
2	AQEU	0.74	+0.00
3	CEUX	0.12	+0.00
4	TQEX	0.11	+0.00
5	CHIX	0.00	+0.00
6	TRQX	0.00	+0.00
7	BATE	0.00	+0.00
8	AQXE	0.00	+0.00

Best Prices Trend

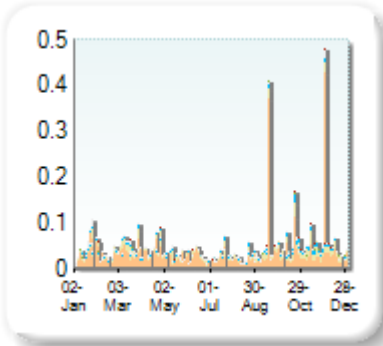


Best Price % measures how often each venue posts an absolute best price (no ties) for stocks. The result is averaged over the stocks in the index and is based on measurements of the order book every 5 seconds.

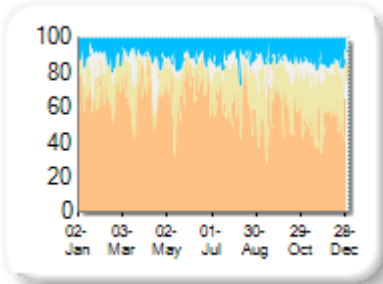
Market Share

Rank	Venue	Market Share	Change
1	XMAD	66.59%	+0.00
2	CEUX	18.13%	+0.00
3	AQEU	9.69%	+0.00
4	TQEX	5.46%	+0.00
5	BATE	0.07%	+0.00
6	CHIX	0.04%	+0.00
7	TRQX	0.02%	+0.00
8	AQXE	0.01%	+0.00

Volume Trend



Market Share Trend



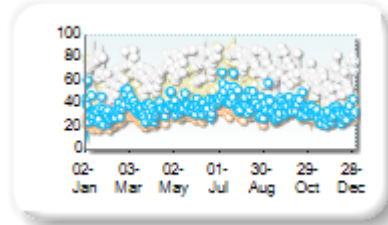
Market share is based on on-book value traded during continuous trading. The share is calculated by averaging over all stocks in the index. The current value shown is for last week and the change is relative to the previous week.

Spreads

At touch

Rank	Venue	Spread (bps)	Change
1	XMAD	30.27	+0.00
2	AQEU	36.52	+0.00
3	CEUX	46.74	+0.00
4	TQEX	72.76	+0.00
5	AQXE	501.00	+0.00

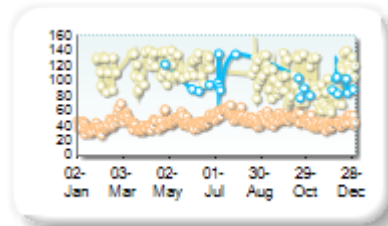
Monthly Spread Trend



25k EUR deal

Rank	Venue	Spread (bps)	Change
1	XMAD	46.51	+0.00
2	AQEU	107.90	+0.00
3	CEUX	136.21	+0.00

Monthly Spread Trend



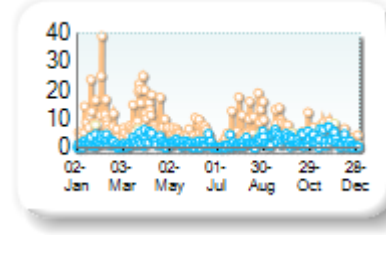
Spreads measure the bid to offer spread of the best visible orders in the book. The result is averaged over the stocks in the index and is based on measurements of the order books every 30 seconds. The value for the spread is quoted in basis points (0.01%).

Book Depths

10BPS Depth (top of book)

Rank	Venue	Depth (1K EUR)	Change
1	XMAD	5.9	+0.0
2	AQEU	2.0	+0.0
3	CEUX	1.1	+0.0
4	TQEX	0.2	+0.0

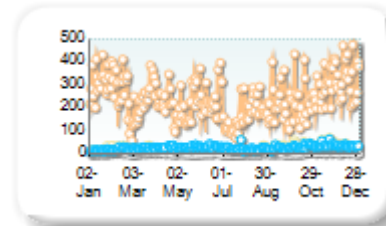
Monthly Depth Trend



50BPS Depth (deeper into book)

Rank	Venue	Depth (1K EUR)	Change
1	XMAD	239.4	+0.0
2	AQEU	27.3	+0.0
3	CEUX	23.4	+0.0
4	TQEX	7.0	+0.0

Monthly Depth Trend



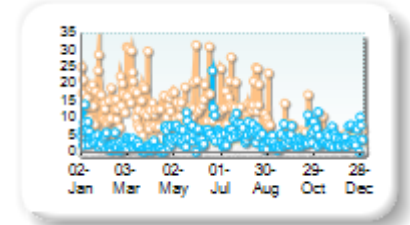
Market depth measures the amount of visible liquidity (bids and offers) in the order book within 10 or 50 BPS of mid price. The result is averaged over the stocks in the index and is based on measurements of the order book every 30 seconds. This is quoted in '000s of EUR.

Best Prices

At touch

Rank	Venue	Best Price (%)	Change
1	XMAD	10.05	+1.20
2	AQEU	3.97	-0.56
3	CEUX	1.04	-0.04
4	TQEX	0.07	+0.00
5	BATE	0.00	+0.00
6	CHIX	0.00	+0.00
7	TRQX	0.00	+0.00
8	AQXE	0.00	+0.00

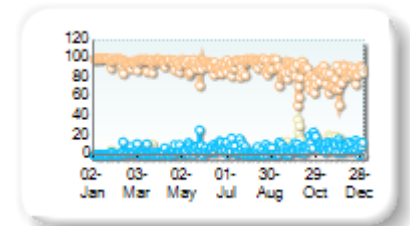
Best Prices Trend



25k EUR deal

Rank	Venue	Best Price (%)	Change
1	XMAD	91.13	+0.00
2	AQEU	5.27	+0.00
3	CEUX	3.15	+0.00
4	TQEX	0.08	+0.00
5	CHIX	0.00	+0.00
6	TRQX	0.00	+0.00
7	BATE	0.00	+0.00
8	AQXE	0.00	+0.00

Best Prices Trend

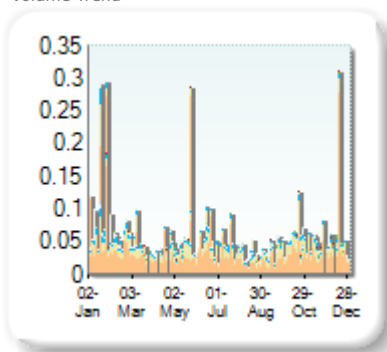


Best Price % measures how often each venue posts an absolute best price (no ties) for stocks. The result is averaged over the stocks in the index and is based on measurements of the order book every 5 seconds.

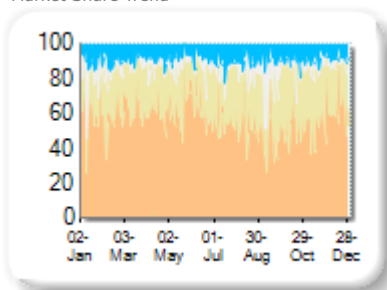
Market Share

Rank	Venue	Market Share	Change
1	XMAD	61.50%	+0.00
2	CEUX	24.23%	+0.00
3	AQEU	8.25%	+0.00
4	TQEX	5.82%	+0.00
5	BATE	0.11%	+0.00
6	CHIX	0.04%	+0.00
7	TRQX	0.04%	+0.00
8	AQXE	0.00%	+0.00

Volume Trend



Market Share Trend



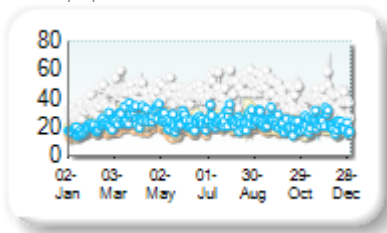
Market share is based on on-book value traded during continuous trading. The share is calculated by averaging over all stocks in the index. The current value shown is for last week and the change is relative to the previous week.

Spreads

At touch

Rank	Venue	Spread (bps)	Change
1	XMAD	19.12	+0.00
2	CEUX	22.71	+0.00
3	AQEU	23.47	+0.00
4	TQEX	42.58	+0.00
5	CHIX	501.00	+0.00

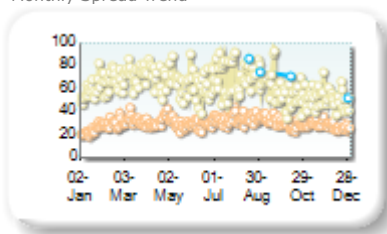
Monthly Spread Trend



25k EUR deal

Rank	Venue	Spread (bps)	Change
1	XMAD	30.37	+0.00
2	CEUX	63.77	+0.00
3	AQEU	146.42	+0.00

Monthly Spread Trend



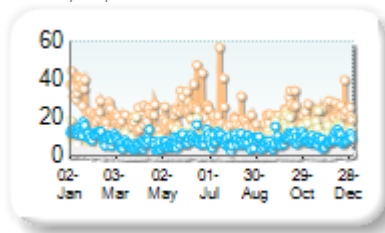
Spreads measure the bid to offer spread of the best visible orders in the book. The result is averaged over the stocks in the index and is based on measurements of the order books every 30 seconds. The value for the spread is quoted in basis points (0.01%).

Book Depths

10BPS Depth (top of book)

Rank	Venue	Depth (1K EUR)	Change
1	XMAD	19.9	+0.0
2	AQEU	8.4	+0.0
3	CEUX	8.1	+0.0
4	BATE	3.0	+0.0
5	TQEX	1.0	+0.0

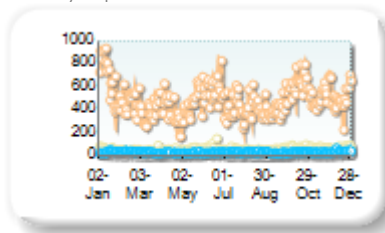
Monthly Depth Trend



50BPS Depth (deeper into book)

Rank	Venue	Depth (1K EUR)	Change
1	XMAD	489.7	+0.0
2	CEUX	56.5	+0.0
3	AQEU	32.1	+0.0
4	TQEX	12.9	+0.0
5	BATE	2.6	+0.0

Monthly Depth Trend



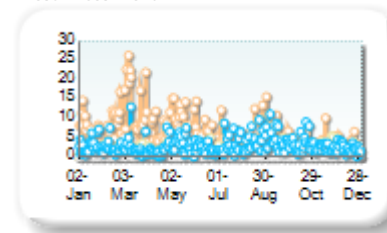
Market depth measures the amount of visible liquidity (bids and offers) in the order book within 10 or 50 BPS of mid price. The result is averaged over the stocks in the index and is based on measurements of the order book every 30 seconds. This is quoted in '000s of EUR.

Best Prices

At touch

Rank	Venue	Best Price (%)	Change
1	XMAD	5.64	+0.99
2	AQEU	2.81	-0.13
3	CEUX	1.66	+0.10
4	TQEX	0.11	0.00
5	BATE	0.00	0.00
6	CHIX	0.00	+0.00
7	TRQX	0.00	+0.00
8	AQXE	0.00	+0.00

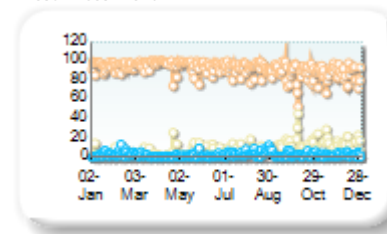
Best Prices Trend



25k EUR deal

Rank	Venue	Best Price (%)	Change
1	XMAD	91.96	+0.00
2	CEUX	5.83	+0.00
3	AQEU	2.07	+0.00
4	TQEX	0.02	+0.00
5	CHIX	0.00	+0.00
6	TRQX	0.00	+0.00
7	BATE	0.00	+0.00
8	AQXE	0.00	+0.00

Best Prices Trend



Best Price % measures how often each venue posts an absolute best price (no ties) for stocks. The result is averaged over the stocks in the index and is based on measurements of the order book every 5 seconds.