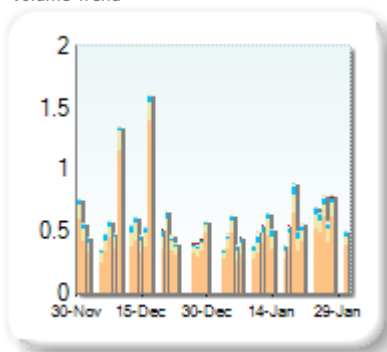


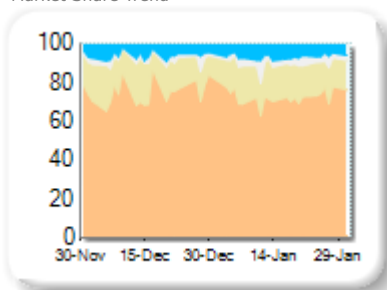
Market Share

Rank	Venue	Market Share	Change
1	XMAD	72.34%	-4.04
2	CEUX	17.10%	+1.47
3	AQEU	6.64%	+1.10
4	TQEX	3.73%	+1.44
5	BATE	0.12%	+0.03
6	CHIX	0.05%	0.00
7	TRQX	0.02%	+0.01
8	AQXE	0.00%	+0.00

Volume Trend



Market Share Trend



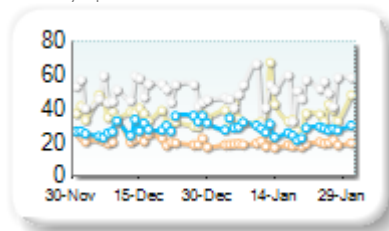
Market share is based on on-book value traded during continuous trading. The share is calculated by averaging over all stocks in the index. The current value shown is for last week and the change is relative to the previous week.

Spreads

At touch

Rank	Venue	Spread (bps)	Change
1	XMAD	19.22	-2.41
2	AQEU	27.66	-1.27
3	CEUX	36.49	+0.26
4	TQEX	49.41	-0.42
5	AQXE	226.58	n/a

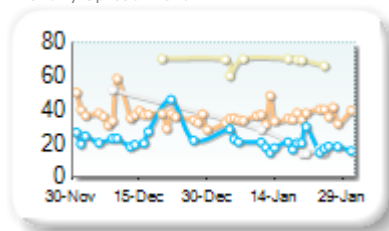
Monthly Spread Trend



25k EUR deal

Rank	Venue	Spread (bps)	Change
1	XMAD	36.36	-0.79
2	AQEU	44.43	-10.01
3	TQEX	79.38	-45.01
4	CEUX	79.48	-15.69

Monthly Spread Trend



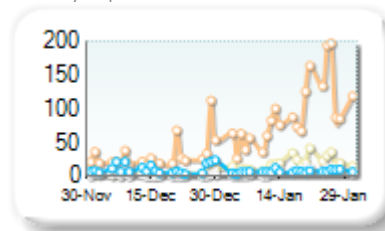
Spreads measure the bid to offer spread of the best visible orders in the book. The result is averaged over the stocks in the index and is based on measurements of the order books every 30 seconds. The value for the spread is quoted in basis points (0.01%).

Book Depths

10BPS Depth (top of book)

Rank	Venue	Depth (1K EUR)	Change
1	XMAD	91.9	+60.7
2	CEUX	19.1	+15.1
3	AQEU	7.0	-3.8
4	TQEX	5.5	+3.6
5	CHIX	2.5	-0.3

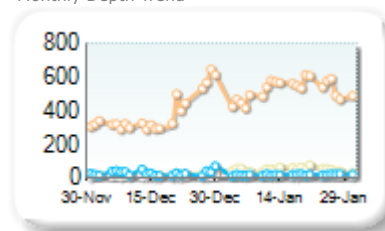
Monthly Depth Trend



50BPS Depth (deeper into book)

Rank	Venue	Depth (1K EUR)	Change
1	XMAD	522.2	+139.4
2	CEUX	51.9	+28.9
3	AQEU	20.6	-9.7
4	TQEX	13.2	+2.6
5	CHIX	2.9	-0.9

Monthly Depth Trend



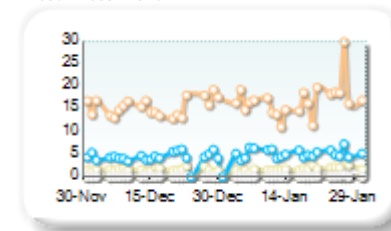
Market depth measures the amount of visible liquidity (bids and offers) in the order book within 10 or 50 BPS of mid price. The result is averaged over the stocks in the index and is based on measurements of the order book every 30 seconds. This is quoted in '000s of EUR.

Best Prices

At touch

Rank	Venue	Best Price (%)	Change
1	XMAD	16.85	+1.94
2	AQEU	5.19	+1.03
3	CEUX	1.76	+0.52
4	TQEX	0.14	+0.06
5	CHIX	0.00	0.00
6	TRQX	0.00	+0.00
7	BATE	0.00	0.00
8	AQXE	0.00	+0.00

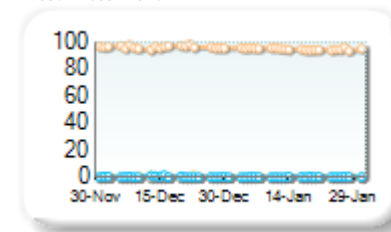
Best Prices Trend



25k EUR deal

Rank	Venue	Best Price (%)	Change
1	XMAD	94.62	-1.51
2	CEUX	0.50	+0.01
3	AQEU	0.24	-0.12
4	TQEX	0.00	0.00
5	CHIX	0.00	+0.00
6	TRQX	0.00	+0.00
7	BATE	0.00	+0.00
8	AQXE	0.00	+0.00

Best Prices Trend

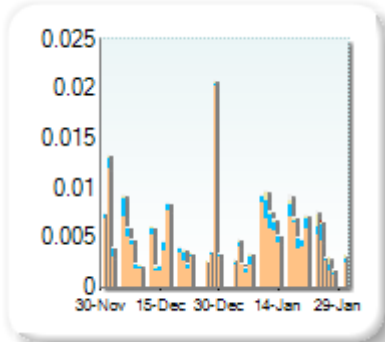


Best Price % measures how often each venue posts an absolute best price (no ties) for stocks. The result is averaged over the stocks in the index and is based on measurements of the order book every 5 seconds.

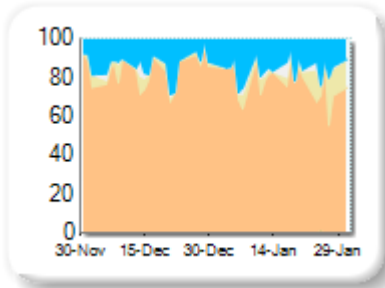
Market Share

Rank	Venue	Market Share	Change
1	XMAD	78.01%	-7.77
2	AQEU	15.01%	+4.00
3	CEUX	5.36%	+3.08
4	TQEX	1.54%	+0.60
5	CHIX	0.09%	+0.09

Volume Trend



Market Share Trend



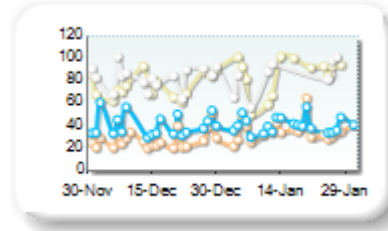
Market share is based on on-book value traded during continuous trading. The share is calculated by averaging over all stocks in the index. The current value shown is for last week and the change is relative to the previous week.

Spreads

At touch

Rank	Venue	Spread (bps)	Change
1	XMAD	36.09	+8.10
2	AQEU	40.99	+0.53
3	CEUX	107.80	+20.52
4	TQEX	108.91	+16.54

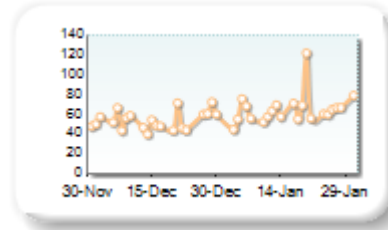
Monthly Spread Trend



25k EUR deal

Rank	Venue	Spread (bps)	Change
1	XMAD	65.13	+11.55
2	CEUX	351.88	-74.23

Monthly Spread Trend



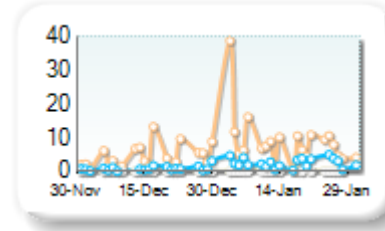
Spreads measure the bid to offer spread of the best visible orders in the book. The result is averaged over the stocks in the index and is based on measurements of the order books every 30 seconds. The value for the spread is quoted in basis points (0.01%).

Book Depths

10BPS Depth (top of book)

Rank	Venue	Depth (1K EUR)	Change
1	XMAD	8.8	+4.6
2	AQEU	2.5	+1.8
3	CEUX	0.1	+0.0
4	TQEX	0.0	+0.0

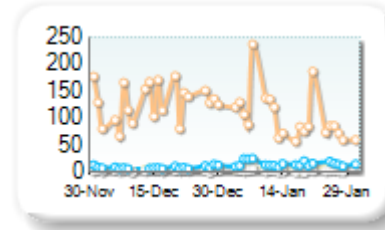
Monthly Depth Trend



50BPS Depth (deeper into book)

Rank	Venue	Depth (1K EUR)	Change
1	XMAD	101.5	-27.6
2	AQEU	15.6	+6.4
3	CEUX	4.2	-0.2
4	TQEX	2.6	-0.6

Monthly Depth Trend



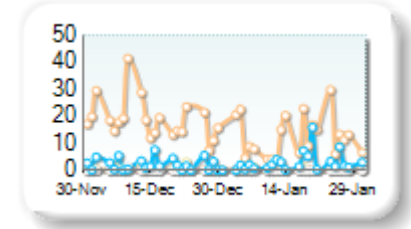
Market depth measures the amount of visible liquidity (bids and offers) in the order book within 10 or 50 BPS of mid price. The result is averaged over the stocks in the index and is based on measurements of the order book every 30 seconds. This is quoted in '000s of EUR.

Best Prices

At touch

Rank	Venue	Best Price (%)	Change
1	XMAD	12.35	-8.33
2	AQEU	3.04	+1.19
3	CEUX	0.18	-0.15
4	TQEX	0.00	-0.09
5	CHIX	0.00	+0.00

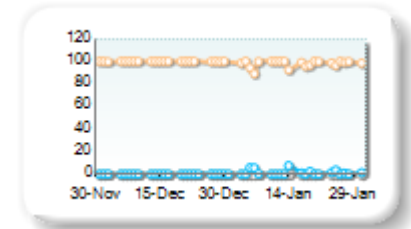
Best Prices Trend



25k EUR deal

Rank	Venue	Best Price (%)	Change
1	XMAD	97.91	-2.00
2	AQEU	1.44	+1.42
3	CEUX	0.06	+0.05
4	CHIX	0.00	+0.00
5	TQEX	0.00	+0.00

Best Prices Trend

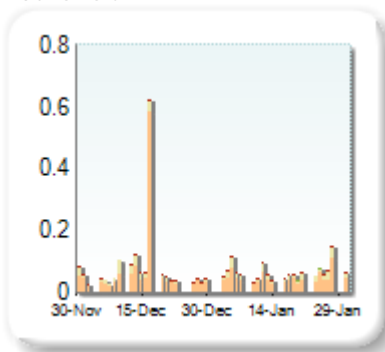


Best Price % measures how often each venue posts an absolute best price (no ties) for stocks. The result is averaged over the stocks in the index and is based on measurements of the order book every 5 seconds.

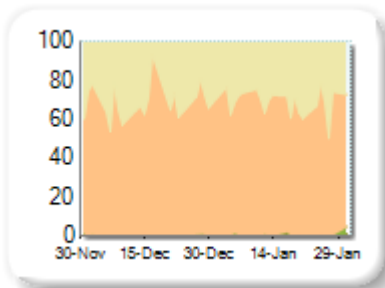
Market Share

Rank	Venue	Market Share	Change
1	XMAD	67.80%	-7.97
2	CEUX	31.53%	+7.48
3	BATE	0.39%	+0.32
4	CHIX	0.28%	+0.17

Volume Trend



Market Share Trend



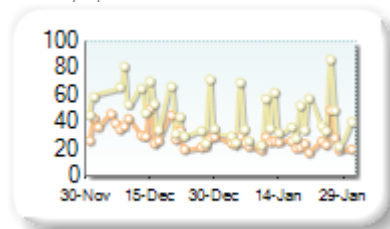
Market share is based on on-book value traded during continuous trading. The share is calculated by averaging over all stocks in the index. The current value shown is for last week and the change is relative to the previous week.

Spreads

At touch

Rank	Venue	Spread (bps)	Change
1	XMAD	25.05	-7.96
2	CEUX	41.48	-16.35

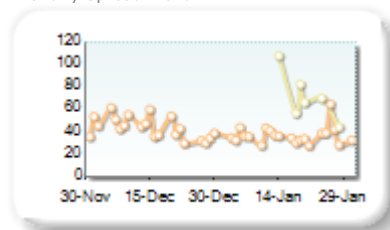
Monthly Spread Trend



25k EUR deal

Rank	Venue	Spread (bps)	Change
1	XMAD	37.12	-6.74
2	CEUX	71.22	n/a

Monthly Spread Trend



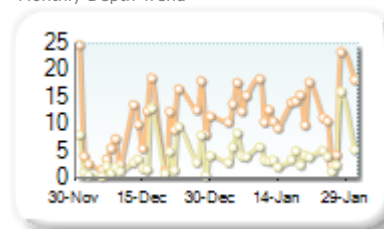
Spreads measure the bid to offer spread of the best visible orders in the book. The result is averaged over the stocks in the index and is based on measurements of the order books every 30 seconds. The value for the spread is quoted in basis points (0.01%).

Book Depths

10BPS Depth (top of book)

Rank	Venue	Depth (1K EUR)	Change
1	XMAD	13.0	+3.4
2	CEUX	4.6	+1.2
3	CHIX	2.5	-0.1

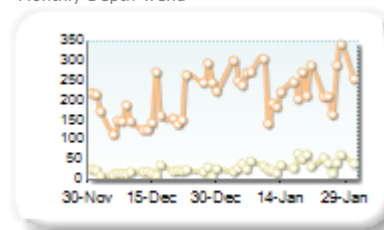
Monthly Depth Trend



50BPS Depth (deeper into book)

Rank	Venue	Depth (1K EUR)	Change
1	XMAD	242.0	+55.9
2	CEUX	37.9	+18.4
3	CHIX	2.9	-0.1

Monthly Depth Trend



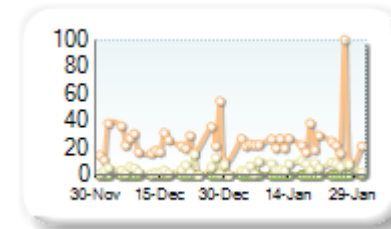
Market depth measures the amount of visible liquidity (bids and offers) in the order book within 10 or 50 BPS of mid price. The result is averaged over the stocks in the index and is based on measurements of the order book every 30 seconds. This is quoted in '000s of EUR.

Best Prices

At touch

Rank	Venue	Best Price (%)	Change
1	XMAD	26.65	+5.07
2	CEUX	6.35	+3.47
3	CHIX	0.01	-0.02
4	BATE	0.00	-0.02

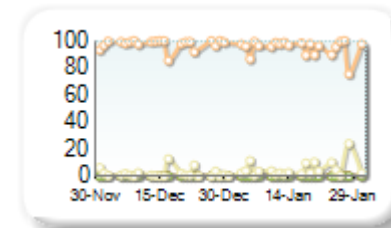
Best Prices Trend



25k EUR deal

Rank	Venue	Best Price (%)	Change
1	XMAD	94.79	-2.77
2	CEUX	5.21	+3.19
3	CHIX	0.00	+0.00
4	BATE	0.00	+0.00

Best Prices Trend

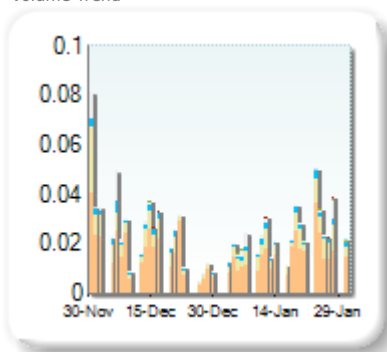


Best Price % measures how often each venue posts an absolute best price (no ties) for stocks. The result is averaged over the stocks in the index and is based on measurements of the order book every 5 seconds.

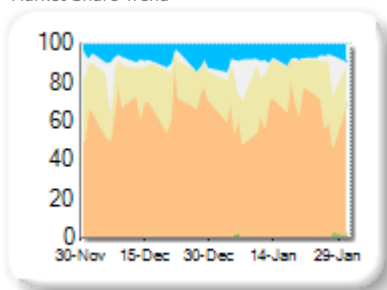
Market Share

Rank	Venue	Market Share	Change
1	XMAD	63.92%	-0.14
2	CEUX	22.60%	+0.54
3	AQEU	7.36%	+0.28
4	TQEX	5.55%	-1.17
5	BATE	0.43%	+0.40
6	TRQX	0.11%	+0.08
7	CHIX	0.03%	+0.01
8	AQXE	0.00%	+0.00

Volume Trend



Market Share Trend



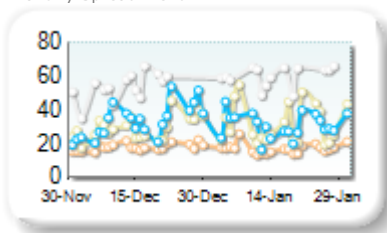
Market share is based on on-book value traded during continuous trading. The share is calculated by averaging over all stocks in the index. The current value shown is for last week and the change is relative to the previous week.

Spreads

At touch

Rank	Venue	Spread (bps)	Change
1	XMAD	16.92	-1.01
2	CEUX	31.59	+2.38
3	AQEU	32.26	-0.93
4	TQEX	63.98	+3.00

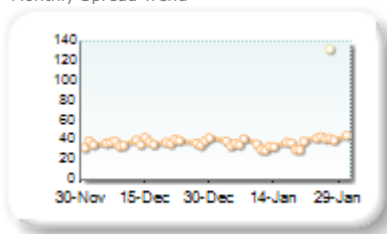
Monthly Spread Trend



25k EUR deal

Rank	Venue	Spread (bps)	Change
1	XMAD	36.84	-0.50
2	CEUX	132.34	-104.53

Monthly Spread Trend



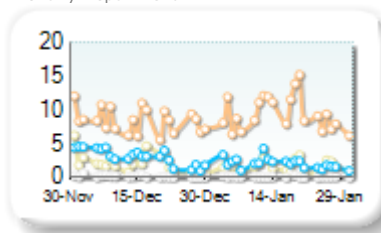
Spreads measure the bid to offer spread of the best visible orders in the book. The result is averaged over the stocks in the index and is based on measurements of the order books every 30 seconds. The value for the spread is quoted in basis points (0.01%).

Book Depths

10BPS Depth (top of book)

Rank	Venue	Depth (1K EUR)	Change
1	XMAD	9.5	+1.1
2	AQEU	2.1	-1.0
3	CEUX	1.5	-0.6
4	TQEX	0.1	-0.1

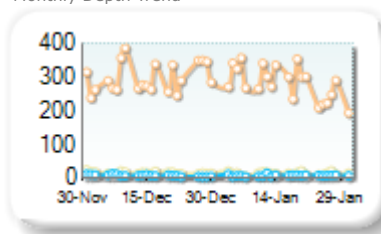
Monthly Depth Trend



50BPS Depth (deeper into book)

Rank	Venue	Depth (1K EUR)	Change
1	XMAD	281.9	-14.5
2	CEUX	15.0	-1.8
3	AQEU	7.9	-0.1
4	TQEX	4.6	-0.5

Monthly Depth Trend



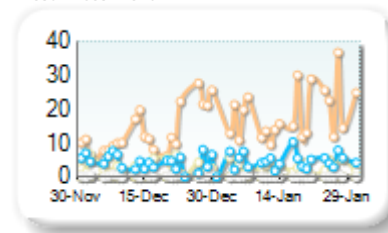
Market depth measures the amount of visible liquidity (bids and offers) in the order book within 10 or 50 BPS of mid price. The result is averaged over the stocks in the index and is based on measurements of the order book every 30 seconds. This is quoted in '000s of EUR.

Best Prices

At touch

Rank	Venue	Best Price (%)	Change
1	XMAD	18.39	+4.50
2	AQEU	4.89	+0.27
3	CEUX	2.90	+0.00
4	TQEX	0.19	-0.20
5	CHIX	0.00	+0.00
6	TRQX	0.00	+0.00
7	BATE	0.00	+0.00
8	AQXE	0.00	+0.00

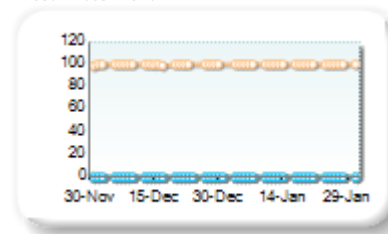
Best Prices Trend



25k EUR deal

Rank	Venue	Best Price (%)	Change
1	XMAD	99.95	+0.14
2	CEUX	0.01	-0.07
3	AQEU	0.00	+0.00
4	CHIX	0.00	+0.00
5	TRQX	0.00	+0.00
6	BATE	0.00	+0.00
7	AQXE	0.00	+0.00
8	TQEX	0.00	+0.00

Best Prices Trend

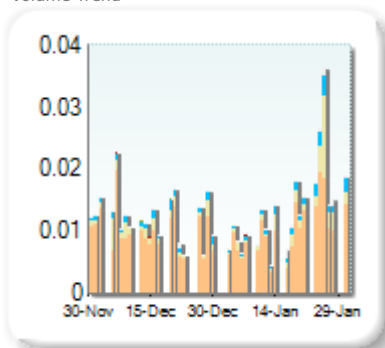


Best Price % measures how often each venue posts an absolute best price (no ties) for stocks. The result is averaged over the stocks in the index and is based on measurements of the order book every 5 seconds.

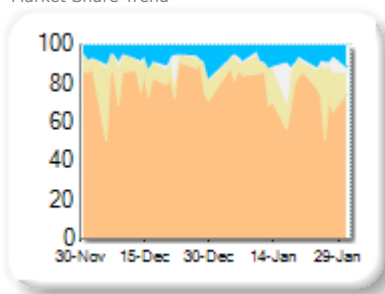
Market Share

Rank	Venue	Market Share	Change
1	XMAD	74.15%	-5.98
2	CEUX	14.91%	+3.84
3	AQEU	8.22%	+1.06
4	TQEX	2.71%	+1.08
5	CHIX	0.01%	+0.00

Volume Trend



Market Share Trend



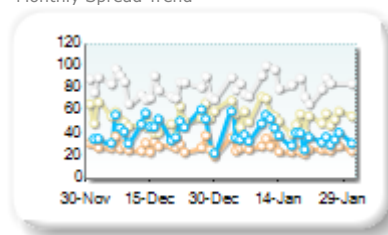
Market share is based on on-book value traded during continuous trading. The share is calculated by averaging over all stocks in the index. The current value shown is for last week and the change is relative to the previous week.

Spreads

At touch

Rank	Venue	Spread (bps)	Change
1	XMAD	28.26	-0.98
2	AQEU	39.75	-4.55
3	CEUX	55.57	+2.33
4	TQEX	88.15	+6.69

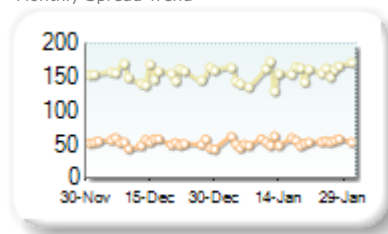
Monthly Spread Trend



25k EUR deal

Rank	Venue	Spread (bps)	Change
1	XMAD	53.49	+1.25
2	CEUX	158.14	+4.27

Monthly Spread Trend



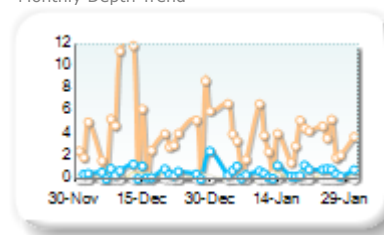
Spreads measure the bid to offer spread of the best visible orders in the book. The result is averaged over the stocks in the index and is based on measurements of the order books every 30 seconds. The value for the spread is quoted in basis points (0.01%).

Book Depths

10BPS Depth (top of book)

Rank	Venue	Depth (1K EUR)	Change
1	XMAD	3.5	-0.7
2	AQEU	0.6	0.0
3	CEUX	0.2	0.0
4	TQEX	0.0	0.0

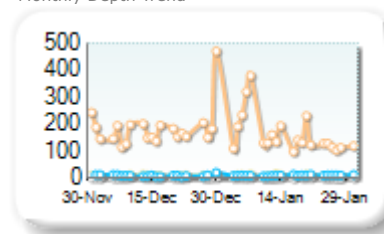
Monthly Depth Trend



50BPS Depth (deeper into book)

Rank	Venue	Depth (1K EUR)	Change
1	XMAD	162.5	-20.9
2	AQEU	10.4	+0.2
3	CEUX	9.7	+0.0
4	TQEX	3.2	-0.5

Monthly Depth Trend



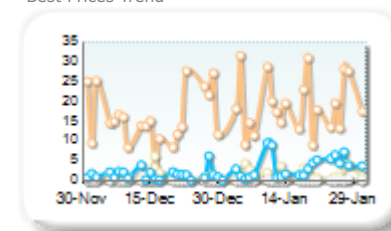
Market depth measures the amount of visible liquidity (bids and offers) in the order book within 10 or 50 BPS of mid price. The result is averaged over the stocks in the index and is based on measurements of the order book every 30 seconds. This is quoted in '000s of EUR.

Best Prices

At touch

Rank	Venue	Best Price (%)	Change
1	XMAD	19.00	+2.76
2	AQEU	3.51	+2.41
3	CEUX	1.51	+0.92
4	TQEX	0.03	-0.05
5	CHIX	0.00	+0.00
6	BATE	0.00	+0.00

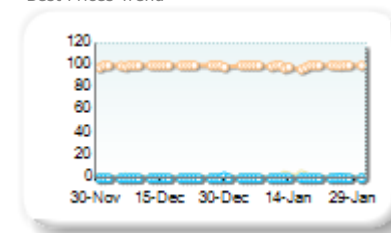
Best Prices Trend



25k EUR deal

Rank	Venue	Best Price (%)	Change
1	XMAD	99.40	-0.29
2	CEUX	0.48	+0.39
3	AQEU	0.05	-0.02
4	CHIX	0.00	+0.00
5	BATE	0.00	+0.00
6	TQEX	0.00	+0.00

Best Prices Trend

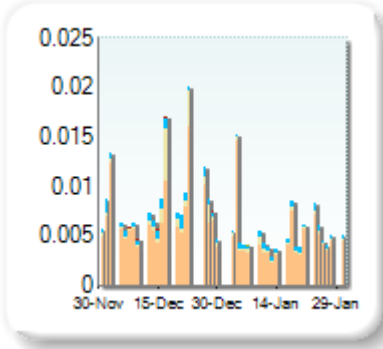


Best Price % measures how often each venue posts an absolute best price (no ties) for stocks. The result is averaged over the stocks in the index and is based on measurements of the order book every 5 seconds.

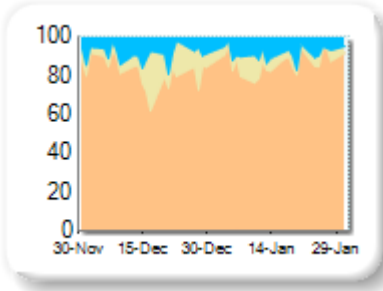
Market Share

Rank	Venue	Market Share	Change
1	XMAD	87.55%	+7.12
2	AQEU	7.87%	-0.61
3	CEUX	4.57%	-6.52
4	BATE	0.02%	+0.02

Volume Trend



Market Share Trend



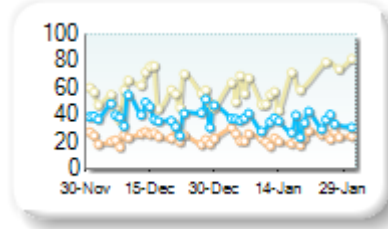
Market share is based on on-book value traded during continuous trading. The share is calculated by averaging over all stocks in the index. The current value shown is for last week and the change is relative to the previous week.

Spreads

At touch

Rank	Venue	Spread (bps)	Change
1	XMAD	23.28	-0.16
2	AQEU	34.92	-5.07
3	CEUX	75.57	+18.73

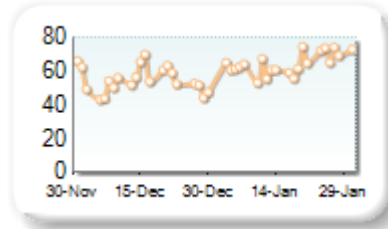
Monthly Spread Trend



25k EUR deal

Rank	Venue	Spread (bps)	Change
1	XMAD	64.19	+9.47

Monthly Spread Trend



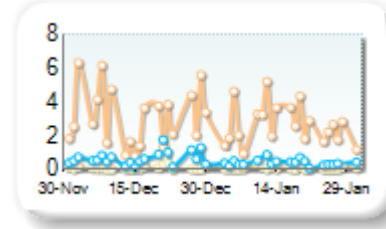
Spreads measure the bid to offer spread of the best visible orders in the book. The result is averaged over the stocks in the index and is based on measurements of the order books every 30 seconds. The value for the spread is quoted in basis points (0.01%).

Book Depths

10BPS Depth (top of book)

Rank	Venue	Depth (1K EUR)	Change
1	XMAD	2.6	-0.4
2	AQEU	0.4	-0.2
3	CEUX	0.1	0.0

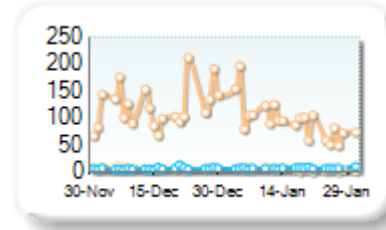
Monthly Depth Trend



50BPS Depth (deeper into book)

Rank	Venue	Depth (1K EUR)	Change
1	XMAD	95.7	-25.1
2	AQEU	7.4	+0.7
3	CEUX	5.0	-2.6

Monthly Depth Trend



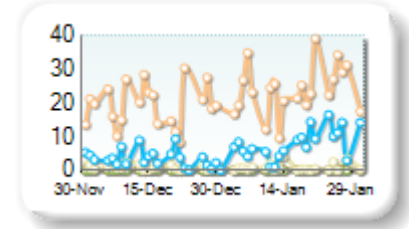
Market depth measures the amount of visible liquidity (bids and offers) in the order book within 10 or 50 BPS of mid price. The result is averaged over the stocks in the index and is based on measurements of the order book every 30 seconds. This is quoted in '000s of EUR.

Best Prices

At touch

Rank	Venue	Best Price (%)	Change
1	XMAD	23.80	+13.65
2	AQEU	7.91	+3.14
3	CEUX	0.87	-0.16
4	CHIX	0.00	+0.00
5	BATE	0.00	+0.00

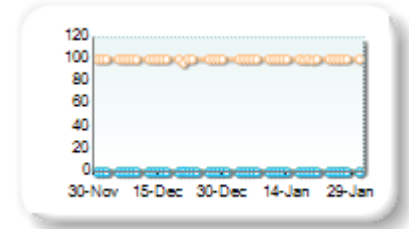
Best Prices Trend



25k EUR deal

Rank	Venue	Best Price (%)	Change
1	XMAD	99.89	+0.11
2	CEUX	0.02	+0.02
3	AQEU	0.00	-0.03
4	CHIX	0.00	+0.00
5	BATE	0.00	+0.00

Best Prices Trend

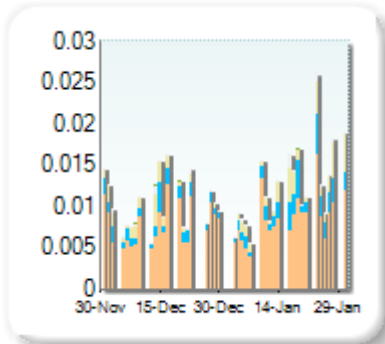


Best Price % measures how often each venue posts an absolute best price (no ties) for stocks. The result is averaged over the stocks in the index and is based on measurements of the order book every 5 seconds.

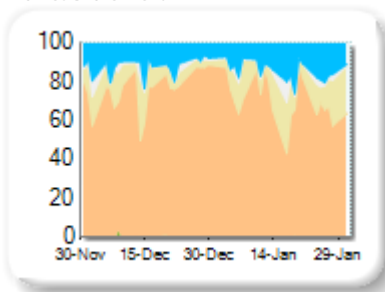
Market Share

Rank	Venue	Market Share	Change
1	XMAD	68.37%	-6.41
2	AQEU	15.48%	+3.12
3	CEUX	13.79%	+3.35
4	TQEX	2.30%	+0.10
5	BATE	0.06%	-0.16

Volume Trend



Market Share Trend



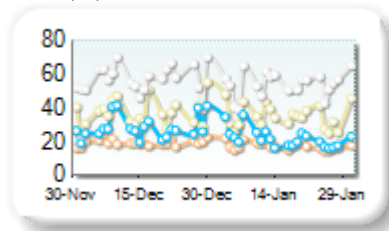
Market share is based on on-book value traded during continuous trading. The share is calculated by averaging over all stocks in the index. The current value shown is for last week and the change is relative to the previous week.

Spreads

At touch

Rank	Venue	Spread (bps)	Change
1	XMAD	17.56	-1.84
2	AQEU	21.91	-6.36
3	CEUX	34.78	-2.16
4	TQEX	53.83	-3.30

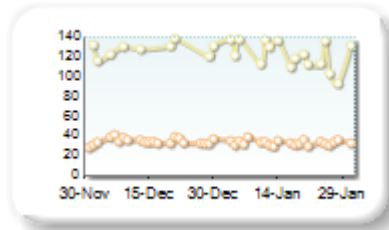
Monthly Spread Trend



25k EUR deal

Rank	Venue	Spread (bps)	Change
1	XMAD	33.24	-1.59
2	CEUX	126.21	-22.68

Monthly Spread Trend



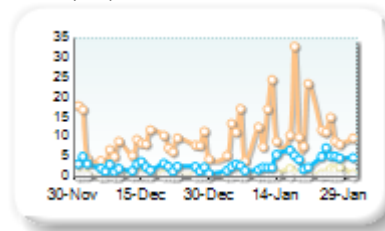
Spreads measure the bid to offer spread of the best visible orders in the book. The result is averaged over the stocks in the index and is based on measurements of the order books every 30 seconds. The value for the spread is quoted in basis points (0.01%).

Book Depths

10BPS Depth (top of book)

Rank	Venue	Depth (1K EUR)	Change
1	XMAD	12.9	+4.6
2	AQEU	3.6	+1.3
3	CEUX	0.8	+0.3
4	TQEX	0.1	+0.0

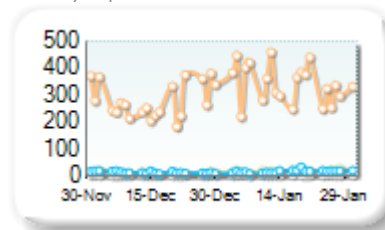
Monthly Depth Trend



50BPS Depth (deeper into book)

Rank	Venue	Depth (1K EUR)	Change
1	XMAD	341.5	+62.6
2	CEUX	18.8	+4.9
3	AQEU	17.7	+3.8
4	TQEX	5.9	+0.3

Monthly Depth Trend



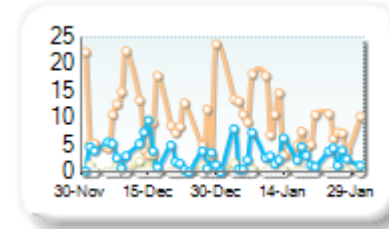
Market depth measures the amount of visible liquidity (bids and offers) in the order book within 10 or 50 BPS of mid price. The result is averaged over the stocks in the index and is based on measurements of the order book every 30 seconds. This is quoted in '000s of EUR.

Best Prices

At touch

Rank	Venue	Best Price (%)	Change
1	XMAD	9.36	+0.53
2	AQEU	3.06	-0.28
3	CEUX	0.39	-0.12
4	TQEX	0.01	-0.04
5	BATE	0.00	+0.00

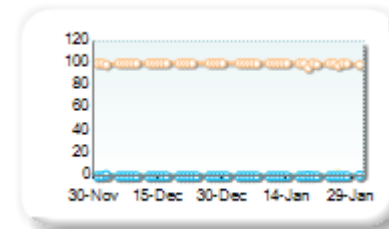
Best Prices Trend



25k EUR deal

Rank	Venue	Best Price (%)	Change
1	XMAD	99.54	-0.35
2	CEUX	0.19	+0.19
3	AQEU	0.07	+0.01
4	BATE	0.00	+0.00
5	TQEX	0.00	+0.00

Best Prices Trend

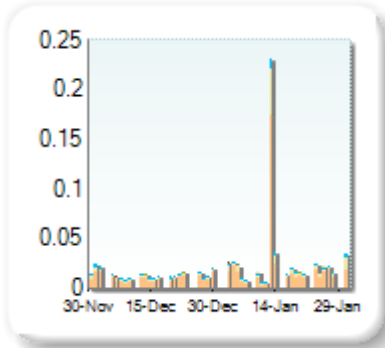


Best Price % measures how often each venue posts an absolute best price (no ties) for stocks. The result is averaged over the stocks in the index and is based on measurements of the order book every 5 seconds.

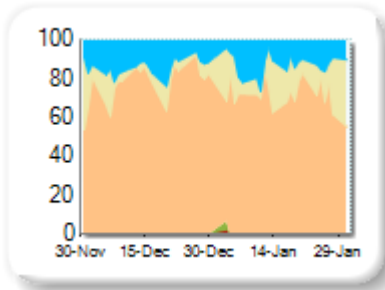
Market Share

Rank	Venue	Market Share	Change
1	XMAD	71.80%	-5.21
2	CEUX	19.03%	+10.04
3	AQEU	8.84%	-5.12
4	BATE	0.24%	+0.19
5	CHIX	0.09%	+0.09
6	AQXE	0.00%	+0.00

Volume Trend



Market Share Trend



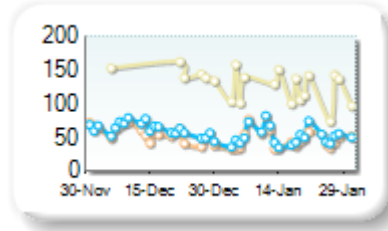
Market share is based on on-book value traded during continuous trading. The share is calculated by averaging over all stocks in the index. The current value shown is for last week and the change is relative to the previous week.

Spreads

At touch

Rank	Venue	Spread (bps)	Change
1	XMAD	47.47	-8.73
2	AQEU	51.75	-10.39
3	CEUX	139.68	-56.08

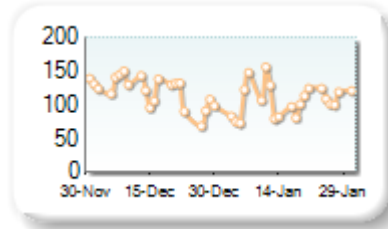
Monthly Spread Trend



25k EUR deal

Rank	Venue	Spread (bps)	Change
1	XMAD	106.36	-13.46

Monthly Spread Trend



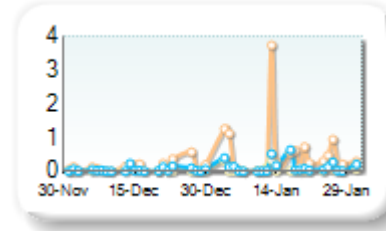
Spreads measure the bid to offer spread of the best visible orders in the book. The result is averaged over the stocks in the index and is based on measurements of the order books every 30 seconds. The value for the spread is quoted in basis points (0.01%).

Book Depths

10BPS Depth (top of book)

Rank	Venue	Depth (1K EUR)	Change
1	XMAD	0.6	+0.4
2	AQEU	0.2	+0.1
3	CEUX	0.1	+0.0

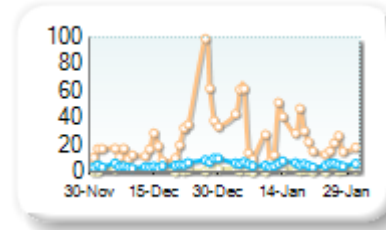
Monthly Depth Trend



50BPS Depth (deeper into book)

Rank	Venue	Depth (1K EUR)	Change
1	XMAD	27.9	+2.6
2	AQEU	5.7	+0.3
3	CEUX	1.6	+0.5

Monthly Depth Trend



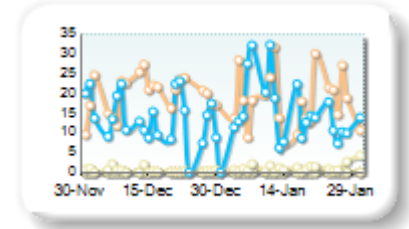
Market depth measures the amount of visible liquidity (bids and offers) in the order book within 10 or 50 BPS of mid price. The result is averaged over the stocks in the index and is based on measurements of the order book every 30 seconds. This is quoted in '000s of EUR.

Best Prices

At touch

Rank	Venue	Best Price (%)	Change
1	XMAD	18.22	-0.77
2	AQEU	15.51	+4.27
3	CEUX	1.12	+0.50
4	CHIX	0.00	+0.00
5	BATE	0.00	+0.00
6	AQXE	0.00	+0.00

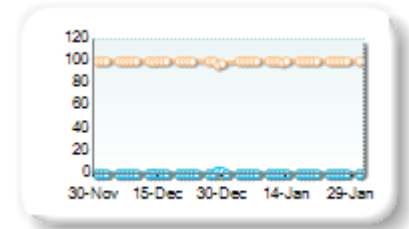
Best Prices Trend



25k EUR deal

Rank	Venue	Best Price (%)	Change
1	XMAD	99.90	+0.26
2	AQEU	0.00	-0.24
3	CEUX	0.00	-0.03
4	CHIX	0.00	+0.00
5	BATE	0.00	+0.00
6	AQXE	0.00	+0.00

Best Prices Trend

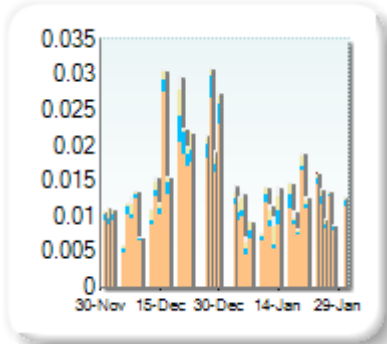


Best Price % measures how often each venue posts an absolute best price (no ties) for stocks. The result is averaged over the stocks in the index and is based on measurements of the order book every 5 seconds.

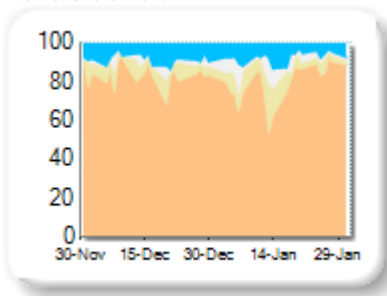
Market Share

Rank	Venue	Market Share	Change
1	XMAD	79.95%	-2.92
2	CEUX	7.96%	+1.97
3	AQEU	7.36%	-1.34
4	TQEX	4.72%	+2.29
5	CHIX	0.00%	+0.00

Volume Trend



Market Share Trend



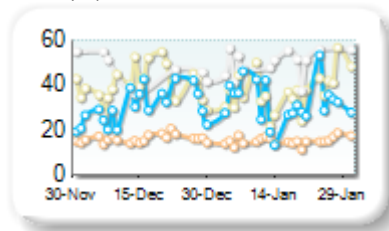
Market share is based on on-book value traded during continuous trading. The share is calculated by averaging over all stocks in the index. The current value shown is for last week and the change is relative to the previous week.

Spreads

At touch

Rank	Venue	Spread (bps)	Change
1	XMAD	15.31	-0.92
2	AQEU	32.34	+0.73
3	CEUX	37.10	-4.25
4	TQEX	54.63	-4.19

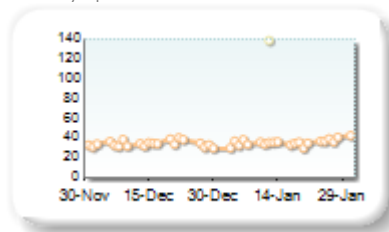
Monthly Spread Trend



25k EUR deal

Rank	Venue	Spread (bps)	Change
1	XMAD	35.45	+1.38
2	CEUX	234.53	-14.22

Monthly Spread Trend



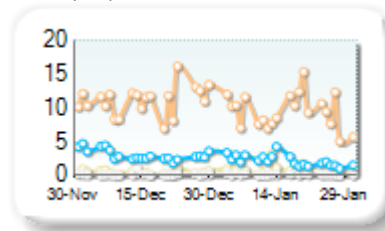
Spreads measure the bid to offer spread of the best visible orders in the book. The result is averaged over the stocks in the index and is based on measurements of the order books every 30 seconds. The value for the spread is quoted in basis points (0.01%).

Book Depths

10BPS Depth (top of book)

Rank	Venue	Depth (1K EUR)	Change
1	XMAD	9.5	-1.6
2	AQEU	2.2	-0.9
3	CEUX	0.7	+0.2
4	TQEX	0.1	0.0

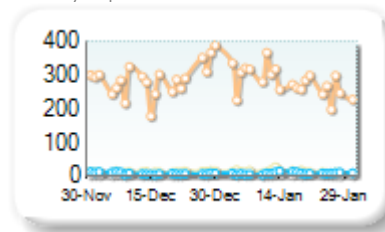
Monthly Depth Trend



50BPS Depth (deeper into book)

Rank	Venue	Depth (1K EUR)	Change
1	XMAD	279.0	-6.9
2	CEUX	13.4	+1.0
3	AQEU	8.7	+0.5
4	TQEX	5.3	+0.0

Monthly Depth Trend



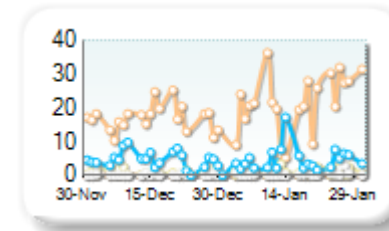
Market depth measures the amount of visible liquidity (bids and offers) in the order book within 10 or 50 BPS of mid price. The result is averaged over the stocks in the index and is based on measurements of the order book every 30 seconds. This is quoted in '000s of EUR.

Best Prices

At touch

Rank	Venue	Best Price (%)	Change
1	XMAD	21.48	+4.27
2	AQEU	4.69	+0.58
3	CEUX	1.19	+0.04
4	TQEX	0.37	+0.19
5	CHIX	0.00	+0.00
6	AQXE	0.00	+0.00

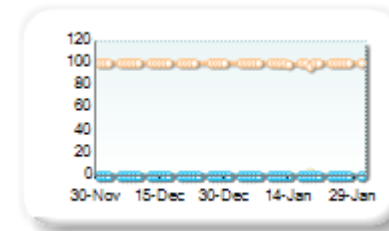
Best Prices Trend



25k EUR deal

Rank	Venue	Best Price (%)	Change
1	XMAD	99.72	-0.23
2	CEUX	0.24	+0.24
3	CHIX	0.00	+0.00
4	AQXE	0.00	+0.00
5	TQEX	0.00	+0.00
6	AQEU	0.00	0.00

Best Prices Trend

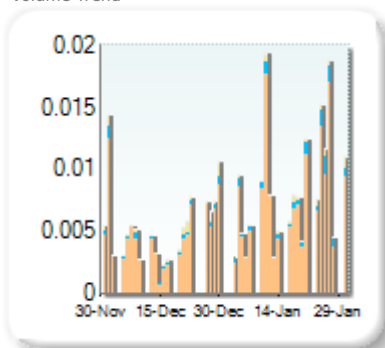


Best Price % measures how often each venue posts an absolute best price (no ties) for stocks. The result is averaged over the stocks in the index and is based on measurements of the order book every 5 seconds.

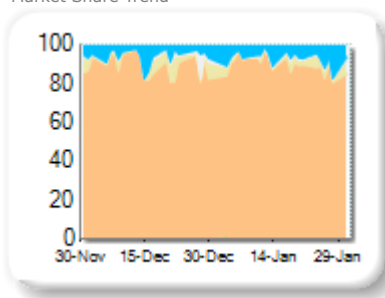
Market Share

Rank	Venue	Market Share	Change
1	XMAD	89.32%	+1.18
2	AQEU	6.90%	+1.35
3	CEUX	2.78%	-1.72
4	TQEX	0.97%	-0.83
5	BATE	0.03%	+0.03

Volume Trend



Market Share Trend



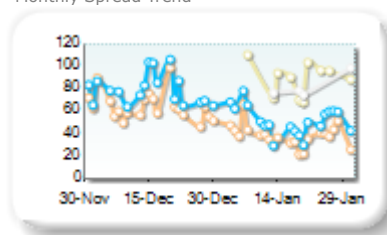
Market share is based on on-book value traded during continuous trading. The share is calculated by averaging over all stocks in the index. The current value shown is for last week and the change is relative to the previous week.

Spreads

At touch

Rank	Venue	Spread (bps)	Change
1	XMAD	38.49	-25.90
2	AQEU	51.97	-30.43
3	CEUX	119.96	-54.06
4	TQEX	141.03	-44.92

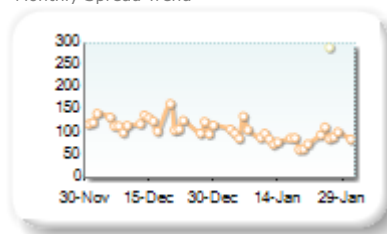
Monthly Spread Trend



25k EUR deal

Rank	Venue	Spread (bps)	Change
1	XMAD	91.95	-29.17
2	CEUX	289.73	n/a

Monthly Spread Trend



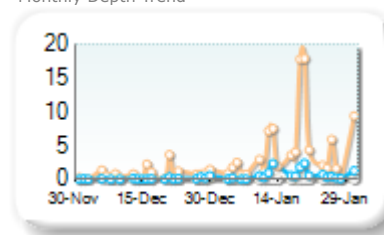
Spreads measure the bid to offer spread of the best visible orders in the book. The result is averaged over the stocks in the index and is based on measurements of the order books every 30 seconds. The value for the spread is quoted in basis points (0.01%).

Book Depths

10BPS Depth (top of book)

Rank	Venue	Depth (1K EUR)	Change
1	XMAD	4.5	+3.7
2	AQEU	0.7	+0.6
3	TQEX	0.0	+0.0
4	CEUX	0.0	0.0

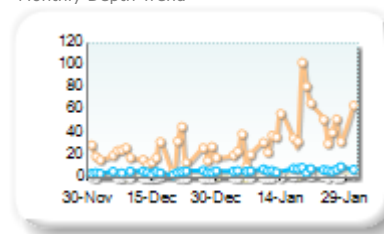
Monthly Depth Trend



50BPS Depth (deeper into book)

Rank	Venue	Depth (1K EUR)	Change
1	XMAD	42.5	+20.5
2	AQEU	7.0	+1.7
3	CEUX	2.2	+1.4
4	TQEX	1.3	+1.0

Monthly Depth Trend



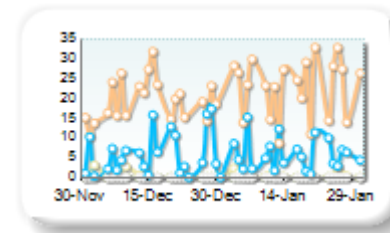
Market depth measures the amount of visible liquidity (bids and offers) in the order book within 10 or 50 BPS of mid price. The result is averaged over the stocks in the index and is based on measurements of the order book every 30 seconds. This is quoted in '000s of EUR.

Best Prices

At touch

Rank	Venue	Best Price (%)	Change
1	XMAD	22.88	+4.85
2	AQEU	5.86	+1.02
3	CEUX	0.39	+0.04
4	TQEX	0.00	0.00
5	BATE	0.00	+0.00

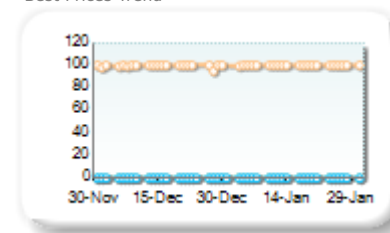
Best Prices Trend



25k EUR deal

Rank	Venue	Best Price (%)	Change
1	XMAD	99.91	+0.40
2	CEUX	0.04	+0.04
3	AQEU	0.01	+0.01
4	BATE	0.00	+0.00
5	TQEX	0.00	+0.00

Best Prices Trend

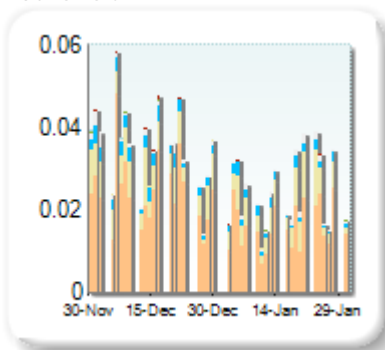


Best Price % measures how often each venue posts an absolute best price (no ties) for stocks. The result is averaged over the stocks in the index and is based on measurements of the order book every 5 seconds.

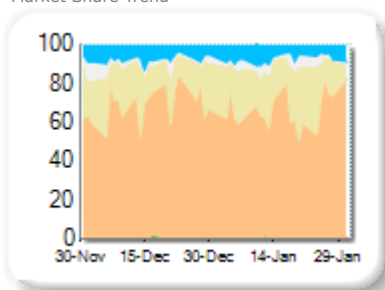
Market Share

Rank	Venue	Market Share	Change
1	XMAD	65.69%	-3.09
2	CEUX	23.38%	+3.49
3	AQEU	7.21%	-0.22
4	TQEX	3.65%	+0.10
5	BATE	0.06%	-0.13
6	CHIX	0.01%	-0.13
7	AQXE	0.00%	0.00

Volume Trend



Market Share Trend



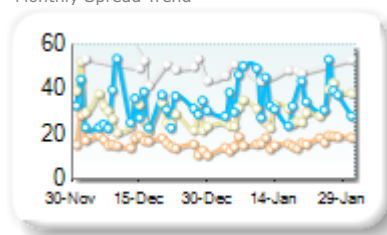
Market share is based on on-book value traded during continuous trading. The share is calculated by averaging over all stocks in the index. The current value shown is for last week and the change is relative to the previous week.

Spreads

At touch

Rank	Venue	Spread (bps)	Change
1	XMAD	16.24	-0.09
2	CEUX	30.20	+0.62
3	AQEU	36.85	+5.14
4	TQEX	58.03	+1.57

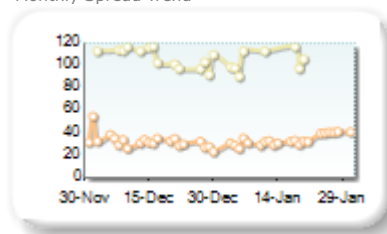
Monthly Spread Trend



25k EUR deal

Rank	Venue	Spread (bps)	Change
1	XMAD	34.00	+1.31
2	CEUX	115.04	+3.76

Monthly Spread Trend



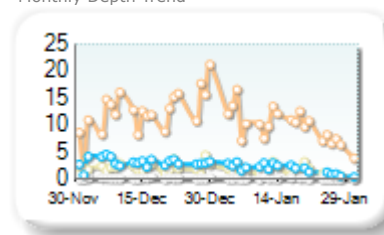
Spreads measure the bid to offer spread of the best visible orders in the book. The result is averaged over the stocks in the index and is based on measurements of the order books every 30 seconds. The value for the spread is quoted in basis points (0.01%).

Book Depths

10BPS Depth (top of book)

Rank	Venue	Depth (1K EUR)	Change
1	XMAD	9.8	-2.6
2	AQEU	2.0	-1.1
3	CEUX	1.6	-0.5
4	TQEX	0.1	-0.1

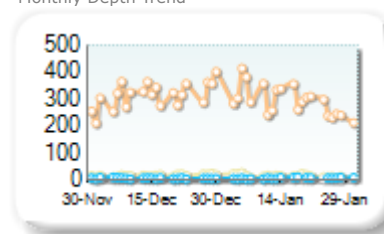
Monthly Depth Trend



50BPS Depth (deeper into book)

Rank	Venue	Depth (1K EUR)	Change
1	XMAD	294.0	-20.4
2	CEUX	16.8	-1.6
3	AQEU	7.7	+0.6
4	TQEX	5.4	-0.9

Monthly Depth Trend



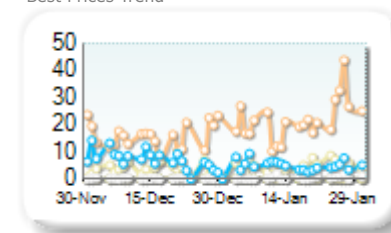
Market depth measures the amount of visible liquidity (bids and offers) in the order book within 10 or 50 BPS of mid price. The result is averaged over the stocks in the index and is based on measurements of the order book every 30 seconds. This is quoted in '000s of EUR.

Best Prices

At touch

Rank	Venue	Best Price (%)	Change
1	XMAD	21.56	+1.09
2	AQEU	5.11	-0.31
3	CEUX	4.93	+2.98
4	TQEX	0.51	+0.55
5	CHIX	0.00	+0.00
6	TRQX	0.00	+0.00
7	BATE	0.00	+0.00
8	AQXE	0.00	+0.00

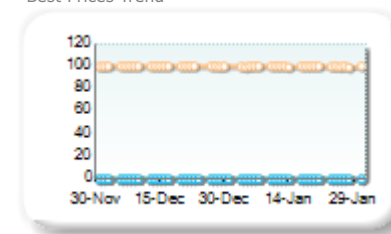
Best Prices Trend



25k EUR deal

Rank	Venue	Best Price (%)	Change
1	XMAD	99.78	-0.12
2	CEUX	0.10	+0.05
3	CHIX	0.00	+0.00
4	TRQX	0.00	+0.00
5	BATE	0.00	+0.00
6	AQXE	0.00	+0.00
7	TQEX	0.00	+0.00
8	AQEU	0.00	+0.00

Best Prices Trend

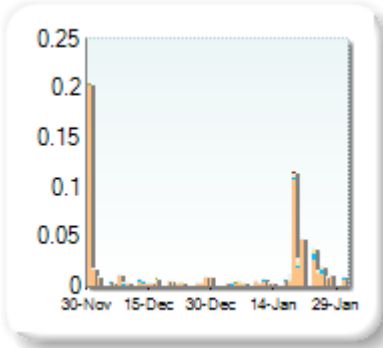


Best Price % measures how often each venue posts an absolute best price (no ties) for stocks. The result is averaged over the stocks in the index and is based on measurements of the order book every 5 seconds.

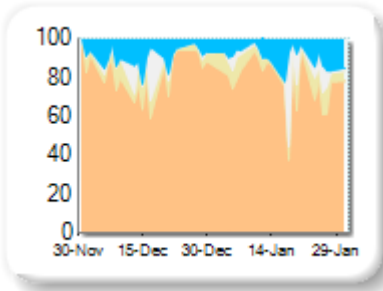
Market Share

Rank	Venue	Market Share	Change
1	XMAD	80.97%	-11.33
2	AQEU	7.27%	+3.61
3	TQEX	6.16%	+4.49
4	CEUX	5.58%	+3.27
5	BATE	0.01%	-0.05
6	CHIX	0.00%	+0.00
7	TRQX	0.00%	+0.00

Volume Trend



Market Share Trend



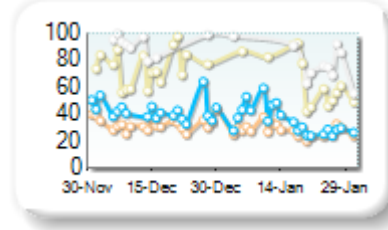
Market share is based on on-book value traded during continuous trading. The share is calculated by averaging over all stocks in the index. The current value shown is for last week and the change is relative to the previous week.

Spreads

At touch

Rank	Venue	Spread (bps)	Change
1	XMAD	27.88	-4.84
2	AQEU	35.02	-7.52
3	CEUX	88.87	+5.12
4	TQEX	115.85	+0.33

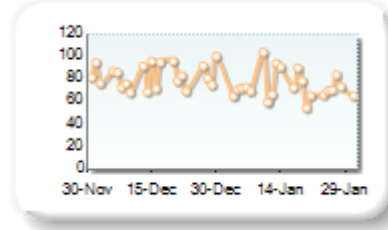
Monthly Spread Trend



25k EUR deal

Rank	Venue	Spread (bps)	Change
1	XMAD	73.99	-8.80

Monthly Spread Trend



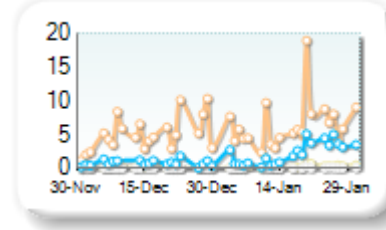
Spreads measure the bid to offer spread of the best visible orders in the book. The result is averaged over the stocks in the index and is based on measurements of the order books every 30 seconds. The value for the spread is quoted in basis points (0.01%).

Book Depths

10BPS Depth (top of book)

Rank	Venue	Depth (1K EUR)	Change
1	XMAD	6.4	+1.4
2	AQEU	2.2	+1.3
3	CEUX	0.2	+0.1
4	TQEX	0.1	+0.0

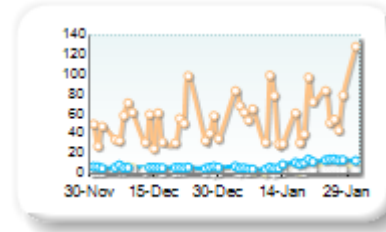
Monthly Depth Trend



50BPS Depth (deeper into book)

Rank	Venue	Depth (1K EUR)	Change
1	XMAD	64.1	+16.6
2	AQEU	9.1	+3.2
3	CEUX	3.7	+0.5
4	TQEX	2.2	+0.1

Monthly Depth Trend



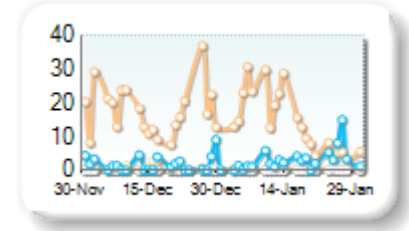
Market depth measures the amount of visible liquidity (bids and offers) in the order book within 10 or 50 BPS of mid price. The result is averaged over the stocks in the index and is based on measurements of the order book every 30 seconds. This is quoted in '000s of EUR.

Best Prices

At touch

Rank	Venue	Best Price (%)	Change
1	XMAD	14.14	+1.68
2	AQEU	3.18	+0.47
3	CEUX	0.21	-0.26
4	TQEX	0.03	-0.02
5	CHIX	0.00	+0.00
6	TRQX	0.00	+0.00
7	BATE	0.00	+0.00

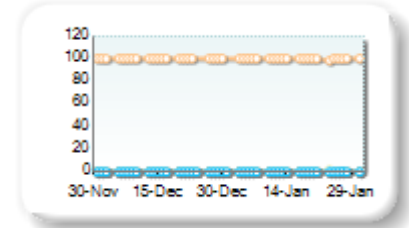
Best Prices Trend



25k EUR deal

Rank	Venue	Best Price (%)	Change
1	XMAD	99.85	-0.09
2	CEUX	0.08	+0.08
3	AQEU	0.02	+0.02
4	CHIX	0.00	+0.00
5	TRQX	0.00	+0.00
6	BATE	0.00	+0.00
7	TQEX	0.00	+0.00

Best Prices Trend

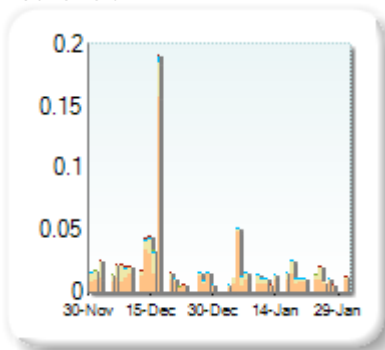


Best Price % measures how often each venue posts an absolute best price (no ties) for stocks. The result is averaged over the stocks in the index and is based on measurements of the order book every 5 seconds.

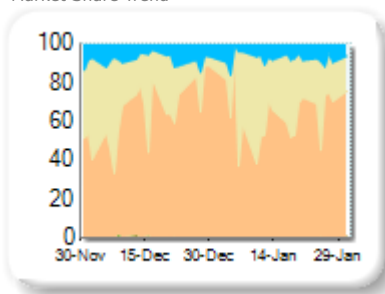
Market Share

Rank	Venue	Market Share	Change
1	XMAD	64.89%	-2.50
2	CEUX	28.17%	+2.26
3	AQEU	6.86%	+0.60
4	CHIX	0.04%	-0.08
5	BATE	0.04%	-0.28
6	AQXE	0.00%	+0.00

Volume Trend



Market Share Trend



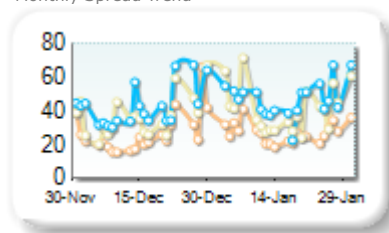
Market share is based on on-book value traded during continuous trading. The share is calculated by averaging over all stocks in the index. The current value shown is for last week and the change is relative to the previous week.

Spreads

At touch

Rank	Venue	Spread (bps)	Change
1	XMAD	26.88	+0.20
2	CEUX	40.99	+1.93
3	AQEU	46.50	+1.46

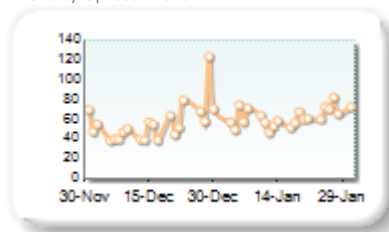
Monthly Spread Trend



25k EUR deal

Rank	Venue	Spread (bps)	Change
1	XMAD	62.25	+6.27

Monthly Spread Trend



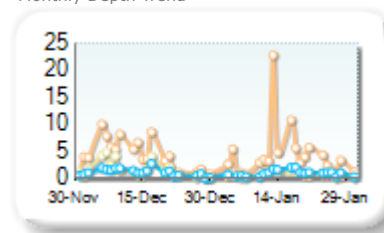
Spreads measure the bid to offer spread of the best visible orders in the book. The result is averaged over the stocks in the index and is based on measurements of the order books every 30 seconds. The value for the spread is quoted in basis points (0.01%).

Book Depths

10BPS Depth (top of book)

Rank	Venue	Depth (1K EUR)	Change
1	XMAD	4.3	+0.2
2	AQEU	1.0	-0.1
3	CEUX	0.6	-1.0

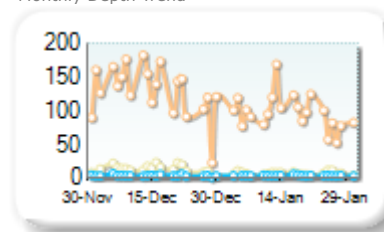
Monthly Depth Trend



50BPS Depth (deeper into book)

Rank	Venue	Depth (1K EUR)	Change
1	XMAD	97.1	-32.6
2	CEUX	7.4	-6.1
3	AQEU	3.9	0.0

Monthly Depth Trend



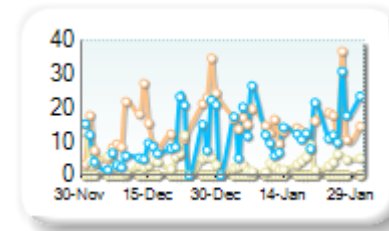
Market depth measures the amount of visible liquidity (bids and offers) in the order book within 10 or 50 BPS of mid price. The result is averaged over the stocks in the index and is based on measurements of the order book every 30 seconds. This is quoted in '000s of EUR.

Best Prices

At touch

Rank	Venue	Best Price (%)	Change
1	XMAD	15.18	+1.51
2	AQEU	14.13	+3.08
3	CEUX	3.37	+0.06
4	CHIX	0.00	+0.00
5	BATE	0.00	+0.00
6	AQXE	0.00	+0.00

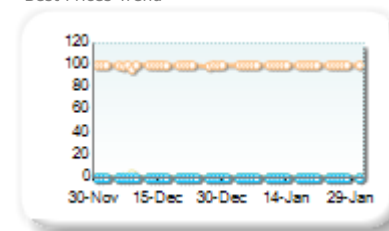
Best Prices Trend



25k EUR deal

Rank	Venue	Best Price (%)	Change
1	XMAD	99.95	+0.33
2	CHIX	0.00	+0.00
3	BATE	0.00	+0.00
4	AQXE	0.00	+0.00
5	CEUX	0.00	-0.21
6	AQEU	0.00	-0.01

Best Prices Trend

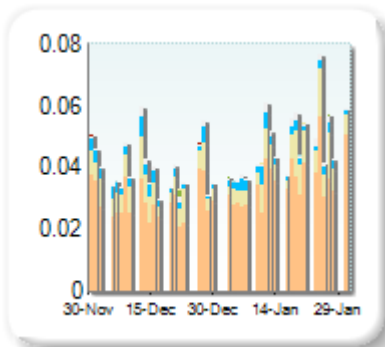


Best Price % measures how often each venue posts an absolute best price (no ties) for stocks. The result is averaged over the stocks in the index and is based on measurements of the order book every 5 seconds.

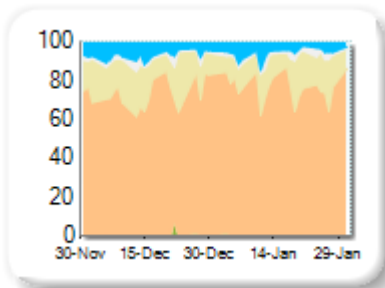
Market Share

Rank	Venue	Market Share	Change
1	XMAD	75.27%	+2.90
2	CEUX	16.19%	-0.98
3	AQEU	5.76%	-1.69
4	TQEX	2.72%	+0.09
5	BATE	0.06%	-0.25
6	TRQX	0.01%	+0.01
7	AQXE	0.00%	+0.00
8	CHIX	0.00%	-0.08

Volume Trend



Market Share Trend



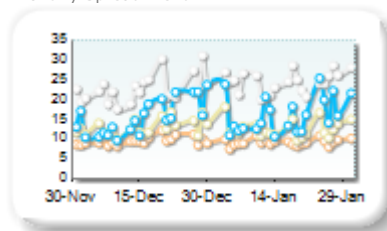
Market share is based on on-book value traded during continuous trading. The share is calculated by averaging over all stocks in the index. The current value shown is for last week and the change is relative to the previous week.

Spreads

At touch

Rank	Venue	Spread (bps)	Change
1	XMAD	9.15	-0.32
2	CEUX	12.59	-0.30
3	AQEU	16.12	+0.64
4	TQEX	24.47	+1.64

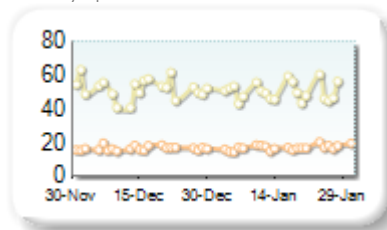
Monthly Spread Trend



25k EUR deal

Rank	Venue	Spread (bps)	Change
1	XMAD	16.95	+0.41
2	CEUX	49.97	-1.82

Monthly Spread Trend



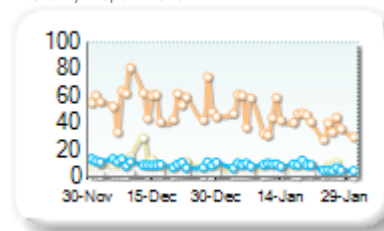
Spreads measure the bid to offer spread of the best visible orders in the book. The result is averaged over the stocks in the index and is based on measurements of the order books every 30 seconds. The value for the spread is quoted in basis points (0.01%).

Book Depths

10BPS Depth (top of book)

Rank	Venue	Depth (1K EUR)	Change
1	XMAD	43.1	-12.0
2	AQEU	8.3	-1.9
3	CEUX	7.5	-2.0
4	TQEX	2.1	-0.3

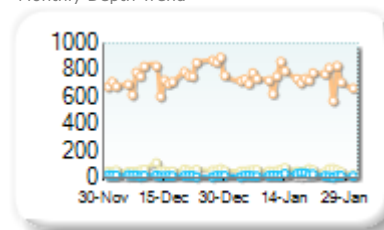
Monthly Depth Trend



50BPS Depth (deeper into book)

Rank	Venue	Depth (1K EUR)	Change
1	XMAD	735.4	-17.6
2	CEUX	57.8	-1.2
3	AQEU	21.8	+3.0
4	TQEX	18.5	-1.1

Monthly Depth Trend



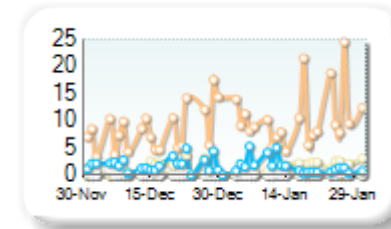
Market depth measures the amount of visible liquidity (bids and offers) in the order book within 10 or 50 BPS of mid price. The result is averaged over the stocks in the index and is based on measurements of the order book every 30 seconds. This is quoted in '000s of EUR.

Best Prices

At touch

Rank	Venue	Best Price (%)	Change
1	XMAD	10.52	+3.37
2	AQEU	1.62	-0.33
3	CEUX	1.53	+0.41
4	TQEX	0.10	-0.01
5	CHIX	0.00	+0.00
6	TRQX	0.00	+0.00
7	BATE	0.00	+0.00
8	AQXE	0.00	+0.00

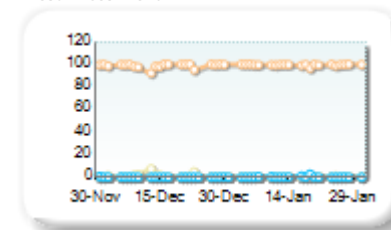
Best Prices Trend



25k EUR deal

Rank	Venue	Best Price (%)	Change
1	XMAD	99.44	+0.64
2	AQEU	0.27	+0.21
3	CEUX	0.25	-0.74
4	TQEX	0.01	+0.01
5	CHIX	0.00	+0.00
6	TRQX	0.00	+0.00
7	BATE	0.00	+0.00
8	AQXE	0.00	+0.00

Best Prices Trend

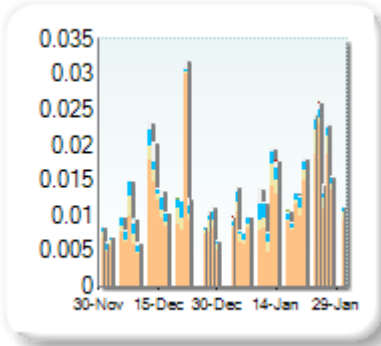


Best Price % measures how often each venue posts an absolute best price (no ties) for stocks. The result is averaged over the stocks in the index and is based on measurements of the order book every 5 seconds.

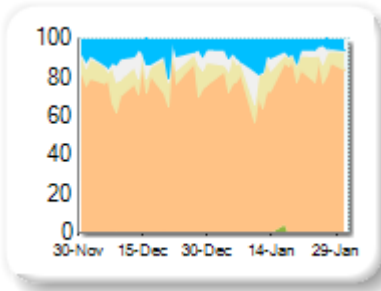
Market Share

Rank	Venue	Market Share	Change
1	XMAD	78.59%	+1.76
2	CEUX	9.04%	+0.13
3	AQEU	8.27%	-0.92
4	TQEX	3.94%	-1.10
5	BATE	0.16%	+0.13
6	CHIX	0.00%	+0.00
7	TRQX	0.00%	0.00

Volume Trend



Market Share Trend



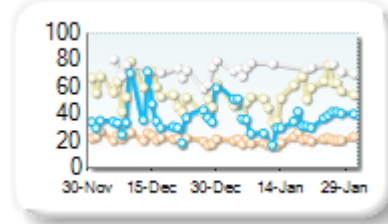
Market share is based on on-book value traded during continuous trading. The share is calculated by averaging over all stocks in the index. The current value shown is for last week and the change is relative to the previous week.

Spreads

At touch

Rank	Venue	Spread (bps)	Change
1	XMAD	20.62	-1.74
2	AQEU	35.57	-2.81
3	CEUX	55.22	-2.30
4	TQEX	81.87	+0.45

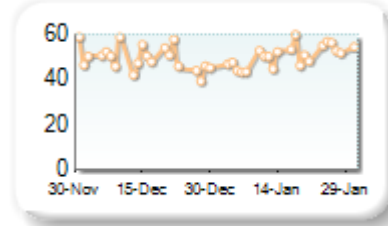
Monthly Spread Trend



25k EUR deal

Rank	Venue	Spread (bps)	Change
1	XMAD	50.33	+1.03

Monthly Spread Trend



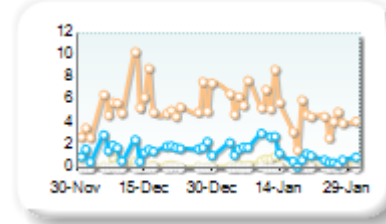
Spreads measure the bid to offer spread of the best visible orders in the book. The result is averaged over the stocks in the index and is based on measurements of the order books every 30 seconds. The value for the spread is quoted in basis points (0.01%).

Book Depths

10BPS Depth (top of book)

Rank	Venue	Depth (1K EUR)	Change
1	XMAD	5.1	-0.5
2	AQEU	1.4	-0.3
3	CEUX	0.3	+0.1
4	TQEX	0.0	0.0

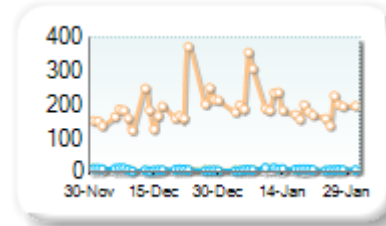
Monthly Depth Trend



50BPS Depth (deeper into book)

Rank	Venue	Depth (1K EUR)	Change
1	XMAD	201.5	+15.2
2	AQEU	8.2	+0.7
3	CEUX	7.0	-0.2
4	TQEX	3.1	0.0

Monthly Depth Trend



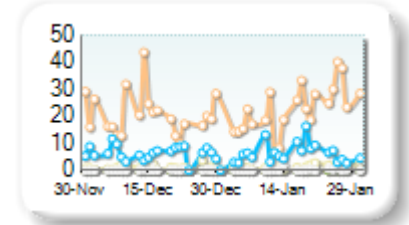
Market depth measures the amount of visible liquidity (bids and offers) in the order book within 10 or 50 BPS of mid price. The result is averaged over the stocks in the index and is based on measurements of the order book every 30 seconds. This is quoted in '000s of EUR.

Best Prices

At touch

Rank	Venue	Best Price (%)	Change
1	XMAD	22.67	+1.86
2	AQEU	6.40	+0.88
3	CEUX	1.15	+0.51
4	TQEX	0.25	+0.23
5	CHIX	0.00	+0.00
6	TRQX	0.00	+0.00
7	BATE	0.00	+0.00

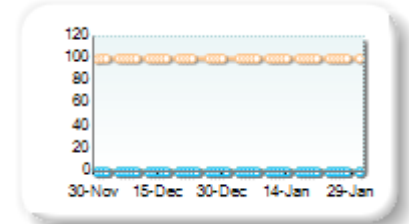
Best Prices Trend



25k EUR deal

Rank	Venue	Best Price (%)	Change
1	XMAD	99.95	+0.02
2	AQEU	0.01	+0.01
3	CHIX	0.00	+0.00
4	TRQX	0.00	+0.00
5	BATE	0.00	+0.00
6	CEUX	0.00	-0.02
7	TQEX	0.00	+0.00

Best Prices Trend

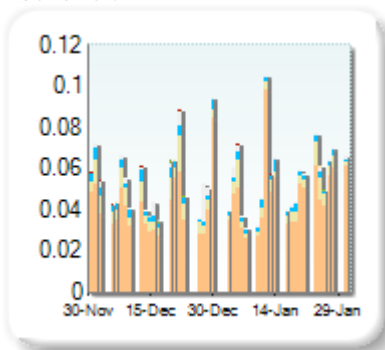


Best Price % measures how often each venue posts an absolute best price (no ties) for stocks. The result is averaged over the stocks in the index and is based on measurements of the order book every 5 seconds.

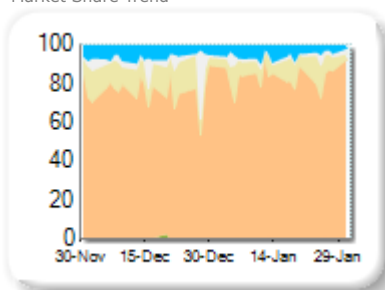
Market Share

Rank	Venue	Market Share	Change
1	XMAD	83.62%	+7.76
2	CEUX	9.20%	-3.30
3	AQEU	4.73%	-1.29
4	TQEX	2.43%	-2.96
5	BATE	0.02%	-0.19
6	CHIX	0.01%	-0.01
7	AQXE	0.00%	+0.00

Volume Trend



Market Share Trend



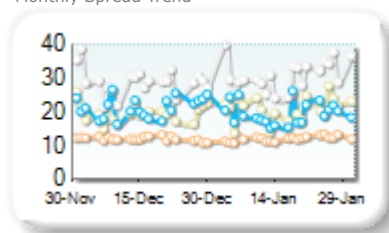
Market share is based on on-book value traded during continuous trading. The share is calculated by averaging over all stocks in the index. The current value shown is for last week and the change is relative to the previous week.

Spreads

At touch

Rank	Venue	Spread (bps)	Change
1	XMAD	12.08	+0.06
2	AQEU	19.47	-1.75
3	CEUX	20.88	+1.23
4	TQEX	30.75	+1.91

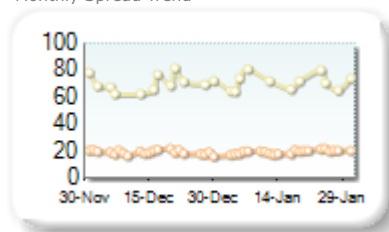
Monthly Spread Trend



25k EUR deal

Rank	Venue	Spread (bps)	Change
1	XMAD	19.79	+0.35
2	CEUX	81.51	+4.23

Monthly Spread Trend



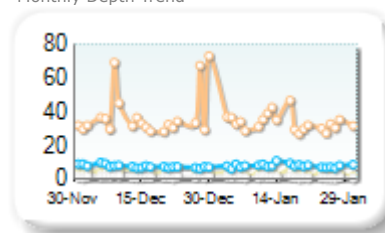
Spreads measure the bid to offer spread of the best visible orders in the book. The result is averaged over the stocks in the index and is based on measurements of the order books every 30 seconds. The value for the spread is quoted in basis points (0.01%).

Book Depths

10BPS Depth (top of book)

Rank	Venue	Depth (1K EUR)	Change
1	XMAD	33.5	-4.5
2	AQEU	8.0	+0.3
3	CEUX	3.3	-1.2
4	TQEX	1.2	-0.3

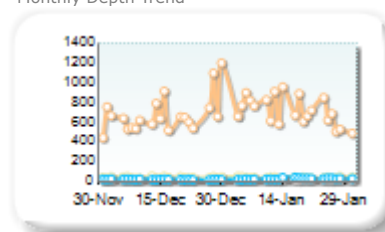
Monthly Depth Trend



50BPS Depth (deeper into book)

Rank	Venue	Depth (1K EUR)	Change
1	XMAD	715.6	+34.0
2	CEUX	37.0	-0.8
3	AQEU	24.9	+7.4
4	TQEX	12.9	0.0

Monthly Depth Trend



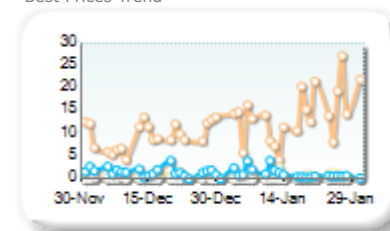
Market depth measures the amount of visible liquidity (bids and offers) in the order book within 10 or 50 BPS of mid price. The result is averaged over the stocks in the index and is based on measurements of the order book every 30 seconds. This is quoted in '000s of EUR.

Best Prices

At touch

Rank	Venue	Best Price (%)	Change
1	XMAD	14.06	+6.59
2	AQEU	1.22	-0.27
3	CEUX	0.77	+0.03
4	TQEX	0.06	-0.10
5	CHIX	0.00	+0.00
6	TRQX	0.00	+0.00
7	BATE	0.00	+0.00
8	AQXE	0.00	+0.00

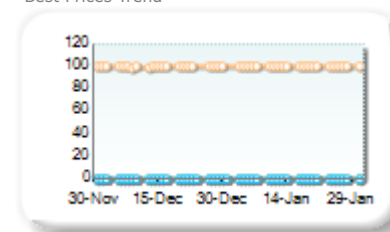
Best Prices Trend



25k EUR deal

Rank	Venue	Best Price (%)	Change
1	XMAD	99.93	+0.12
2	AQEU	0.01	+0.01
3	CEUX	0.01	-0.06
4	TQEX	0.00	+0.00
5	CHIX	0.00	+0.00
6	TRQX	0.00	+0.00
7	BATE	0.00	+0.00
8	AQXE	0.00	+0.00

Best Prices Trend

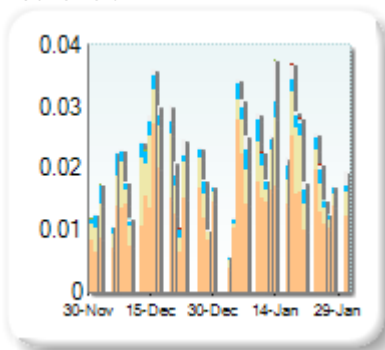


Best Price % measures how often each venue posts an absolute best price (no ties) for stocks. The result is averaged over the stocks in the index and is based on measurements of the order book every 5 seconds.

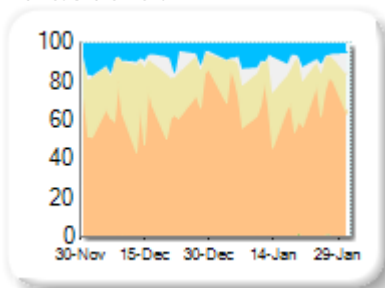
Market Share

Rank	Venue	Market Share	Change
1	XMAD	66.23%	+3.03
2	CEUX	20.68%	-4.37
3	AQEU	7.90%	-0.41
4	TQEX	4.94%	+1.55
5	TRQX	0.13%	+0.10
6	BATE	0.08%	+0.05
7	CHIX	0.05%	+0.05

Volume Trend



Market Share Trend



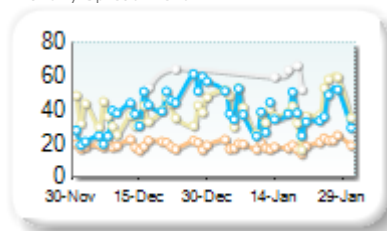
Market share is based on on-book value traded during continuous trading. The share is calculated by averaging over all stocks in the index. The current value shown is for last week and the change is relative to the previous week.

Spreads

At touch

Rank	Venue	Spread (bps)	Change
1	XMAD	19.10	+0.11
2	AQEU	38.10	-1.20
3	CEUX	41.70	+4.22
4	TQEX	78.17	-3.81

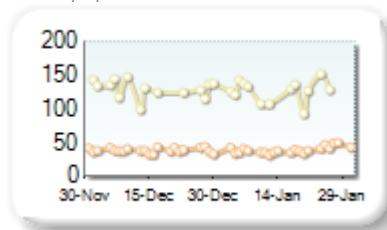
Monthly Spread Trend



25k EUR deal

Rank	Venue	Spread (bps)	Change
1	XMAD	39.28	+0.58
2	CEUX	125.76	-3.62

Monthly Spread Trend



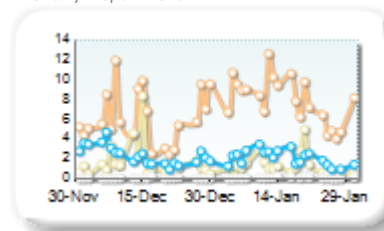
Spreads measure the bid to offer spread of the best visible orders in the book. The result is averaged over the stocks in the index and is based on measurements of the order books every 30 seconds. The value for the spread is quoted in basis points (0.01%).

Book Depths

10BPS Depth (top of book)

Rank	Venue	Depth (1K EUR)	Change
1	XMAD	8.0	+1.8
2	AQEU	2.0	-0.3
3	CEUX	1.2	-0.4
4	TQEX	0.1	+0.1

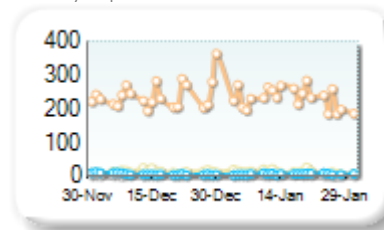
Monthly Depth Trend



50BPS Depth (deeper into book)

Rank	Venue	Depth (1K EUR)	Change
1	XMAD	230.9	-8.8
2	CEUX	14.0	-0.4
3	AQEU	6.5	-0.1
4	TQEX	4.1	+0.0

Monthly Depth Trend



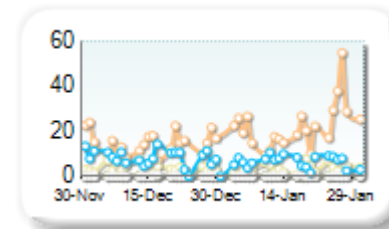
Market depth measures the amount of visible liquidity (bids and offers) in the order book within 10 or 50 BPS of mid price. The result is averaged over the stocks in the index and is based on measurements of the order book every 30 seconds. This is quoted in '000s of EUR.

Best Prices

At touch

Rank	Venue	Best Price (%)	Change
1	XMAD	22.31	+4.37
2	AQEU	6.58	-0.49
3	CEUX	3.24	+0.90
4	TQEX	0.09	0.00
5	CHIX	0.00	+0.00
6	TRQX	0.00	+0.00
7	BATE	0.00	+0.00

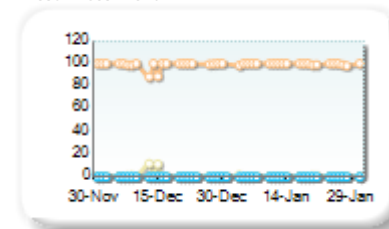
Best Prices Trend



25k EUR deal

Rank	Venue	Best Price (%)	Change
1	XMAD	99.62	+0.93
2	CEUX	0.20	-0.95
3	CHIX	0.00	+0.00
4	TRQX	0.00	+0.00
5	BATE	0.00	+0.00
6	TQEX	0.00	+0.00
7	AQEU	0.00	+0.00

Best Prices Trend

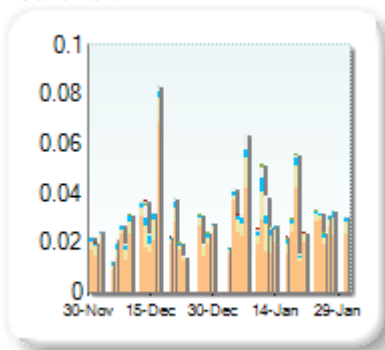


Best Price % measures how often each venue posts an absolute best price (no ties) for stocks. The result is averaged over the stocks in the index and is based on measurements of the order book every 5 seconds.

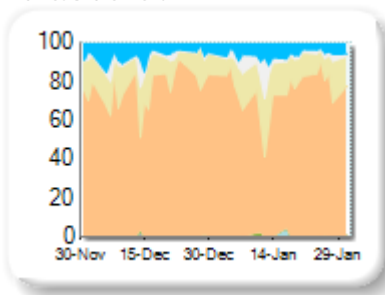
Market Share

Rank	Venue	Market Share	Change
1	XMAD	72.82%	-2.86
2	CEUX	15.48%	+1.24
3	AQEU	6.39%	-0.23
4	TQEX	4.77%	+1.73
5	BATE	0.35%	+0.13
6	TRQX	0.17%	+0.05
7	CHIX	0.02%	-0.06

Volume Trend



Market Share Trend



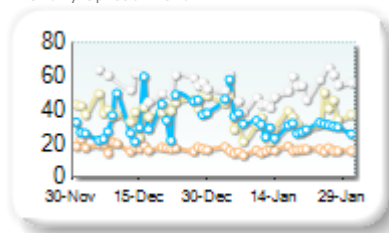
Market share is based on on-book value traded during continuous trading. The share is calculated by averaging over all stocks in the index. The current value shown is for last week and the change is relative to the previous week.

Spreads

At touch

Rank	Venue	Spread (bps)	Change
1	XMAD	15.96	-1.83
2	AQEU	32.07	-2.18
3	CEUX	34.08	-5.95
4	TQEX	51.45	-10.20

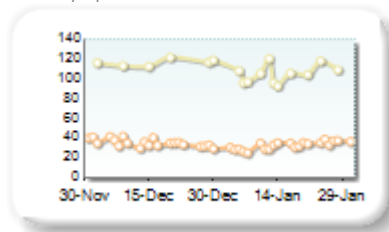
Monthly Spread Trend



25k EUR deal

Rank	Venue	Spread (bps)	Change
1	XMAD	32.37	-2.64
2	CEUX	111.15	-15.09

Monthly Spread Trend



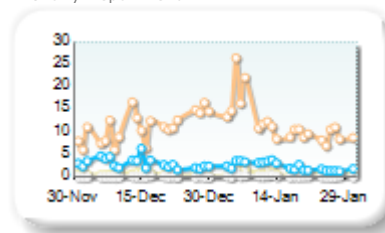
Spreads measure the bid to offer spread of the best visible orders in the book. The result is averaged over the stocks in the index and is based on measurements of the order books every 30 seconds. The value for the spread is quoted in basis points (0.01%).

Book Depths

10BPS Depth (top of book)

Rank	Venue	Depth (1K EUR)	Change
1	XMAD	11.9	+0.8
2	AQEU	2.4	-0.7
3	CEUX	1.0	+0.3
4	TQEX	0.2	+0.1

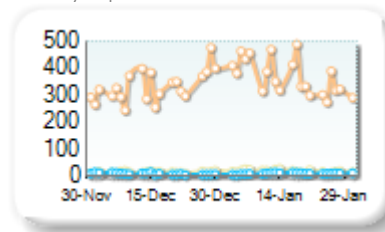
Monthly Depth Trend



50BPS Depth (deeper into book)

Rank	Venue	Depth (1K EUR)	Change
1	XMAD	367.7	+36.2
2	CEUX	18.8	+3.4
3	AQEU	10.1	+0.9
4	TQEX	7.3	+1.3

Monthly Depth Trend



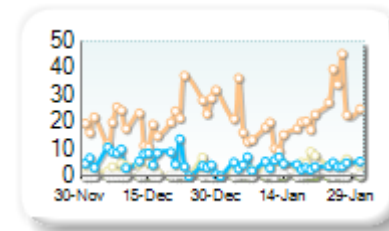
Market depth measures the amount of visible liquidity (bids and offers) in the order book within 10 or 50 BPS of mid price. The result is averaged over the stocks in the index and is based on measurements of the order book every 30 seconds. This is quoted in '000s of EUR.

Best Prices

At touch

Rank	Venue	Best Price (%)	Change
1	XMAD	22.10	-6.20
2	AQEU	4.25	-1.36
3	CEUX	3.58	+2.21
4	TQEX	0.53	+0.64
5	CHIX	0.00	+0.00
6	TRQX	0.00	+0.00
7	BATE	0.00	+0.00

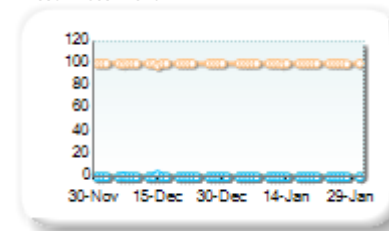
Best Prices Trend



25k EUR deal

Rank	Venue	Best Price (%)	Change
1	XMAD	99.89	+0.06
2	CEUX	0.06	+0.05
3	AQEU	0.01	-0.10
4	CHIX	0.00	+0.00
5	TRQX	0.00	+0.00
6	BATE	0.00	+0.00
7	TQEX	0.00	+0.00

Best Prices Trend

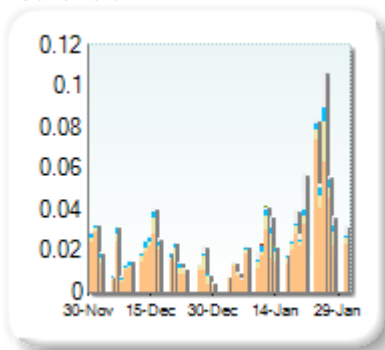


Best Price % measures how often each venue posts an absolute best price (no ties) for stocks. The result is averaged over the stocks in the index and is based on measurements of the order book every 5 seconds.

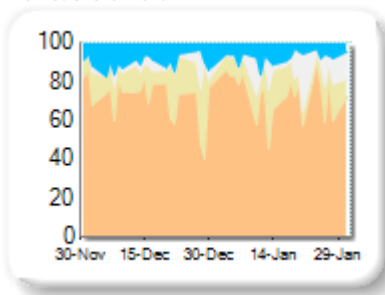
Market Share

Rank	Venue	Market Share	Change
1	XMAD	71.07%	-1.45
2	CEUX	12.43%	-2.01
3	TQEX	9.66%	+5.85
4	AQEU	6.82%	-2.41
5	BATE	0.02%	+0.02
6	TRQX	0.01%	+0.01
7	CHIX	0.00%	+0.00

Volume Trend



Market Share Trend

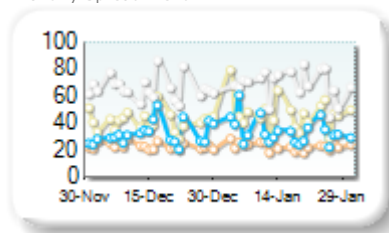


Spreads

At touch

Rank	Venue	Spread (bps)	Change
1	XMAD	22.85	-0.28
2	AQEU	33.86	+1.76
3	CEUX	46.21	+4.76
4	TQEX	69.95	+4.15

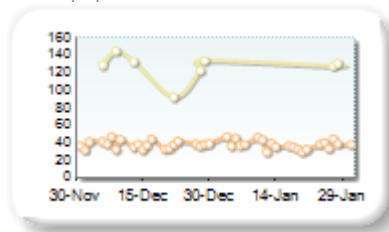
Monthly Spread Trend



25k EUR deal

Rank	Venue	Spread (bps)	Change
1	XMAD	38.33	+0.01
2	CEUX	195.84	+35.37

Monthly Spread Trend

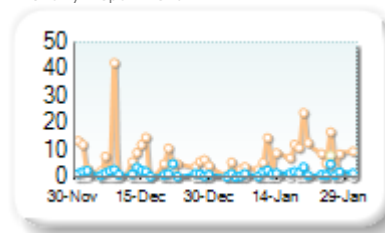


Book Depths

10BPS Depth (top of book)

Rank	Venue	Depth (1K EUR)	Change
1	XMAD	8.0	-0.2
2	AQEU	1.6	-0.2
3	CEUX	0.7	+0.2
4	TQEX	0.1	+0.1

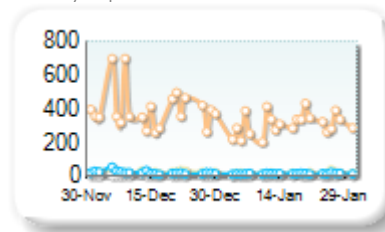
Monthly Depth Trend



50BPS Depth (deeper into book)

Rank	Venue	Depth (1K EUR)	Change
1	XMAD	309.1	-86.0
2	CEUX	15.9	-6.9
3	AQEU	15.5	-6.7
4	TQEX	5.8	-0.3

Monthly Depth Trend

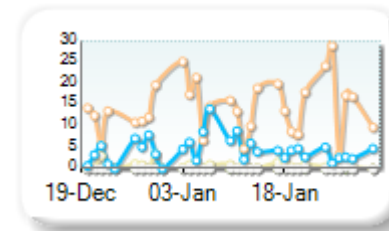


Best Prices

At touch

Rank	Venue	Best Price (%)	Change
1	XMAD	15.06	+3.20
2	AQEU	4.78	+0.33
3	CEUX	0.53	-0.42
4	TQEX	0.04	+0.04
5	CHIX	0.00	+0.00
6	TRQX	0.00	+0.00
7	BATE	0.00	+0.00

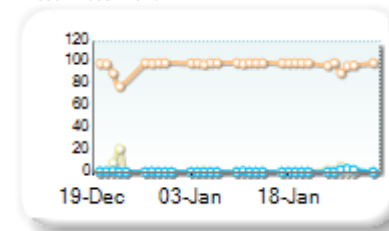
Best Prices Trend



25k EUR deal

Rank	Venue	Best Price (%)	Change
1	XMAD	99.00	+3.18
2	CEUX	0.50	-2.53
3	AQEU	0.40	+0.16
4	TQEX	0.01	+0.01
5	CHIX	0.00	+0.00
6	TRQX	0.00	+0.00
7	BATE	0.00	+0.00

Best Prices Trend



Market share is based on on-book value traded during continuous trading. The share is calculated by averaging over all stocks in the index. The current value shown is for last week and the change is relative to the previous week.

Spreads measure the bid to offer spread of the best visible orders in the book. The result is averaged over the stocks in the index and is based on measurements of the order books every 30 seconds. The value for the spread is quoted in basis points (0.01%).

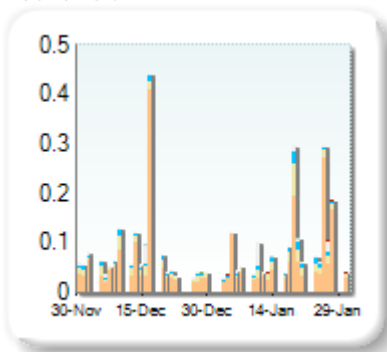
Market depth measures the amount of visible liquidity (bids and offers) in the order book within 10 or 50 BPS of mid price. The result is averaged over the stocks in the index and is based on measurements of the order book every 30 seconds. This is quoted in '000s of EUR.

Best Price % measures how often each venue posts an absolute best price (no ties) for stocks. The result is averaged over the stocks in the index and is based on measurements of the order book every 5 seconds.

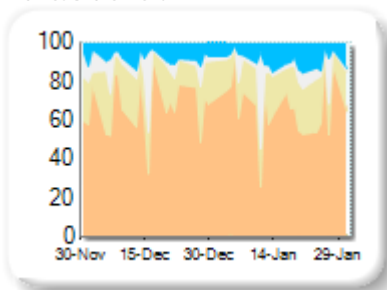
Market Share

Rank	Venue	Market Share	Change
1	XMAD	69.90%	-2.45
2	CEUX	15.72%	+0.99
3	AQEU	7.75%	+1.45
4	TQEX	6.58%	-0.03
5	BATE	0.02%	+0.02
6	TRQX	0.01%	+0.01
7	CHIX	0.01%	+0.01

Volume Trend



Market Share Trend



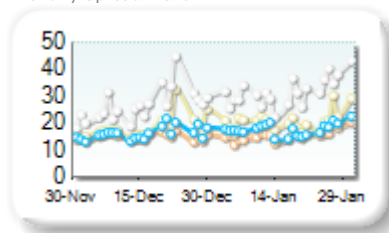
Market share is based on on-book value traded during continuous trading. The share is calculated by averaging over all stocks in the index. The current value shown is for last week and the change is relative to the previous week.

Spreads

At touch

Rank	Venue	Spread (bps)	Change
1	XMAD	15.73	+0.74
2	AQEU	17.74	+1.49
3	CEUX	20.84	+2.61
4	TQEX	31.63	+4.90

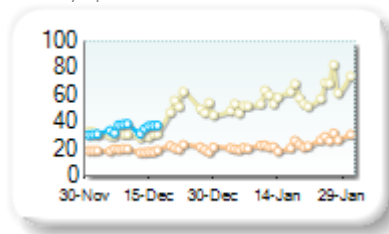
Monthly Spread Trend



25k EUR deal

Rank	Venue	Spread (bps)	Change
1	XMAD	23.66	+3.94
2	CEUX	59.38	+20.43

Monthly Spread Trend



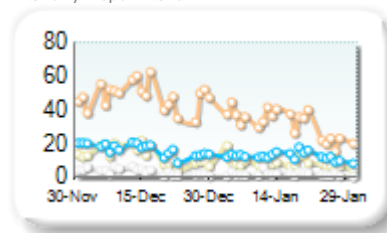
Spreads measure the bid to offer spread of the best visible orders in the book. The result is averaged over the stocks in the index and is based on measurements of the order books every 30 seconds. The value for the spread is quoted in basis points (0.01%).

Book Depths

10BPS Depth (top of book)

Rank	Venue	Depth (1K EUR)	Change
1	XMAD	31.6	-16.3
2	AQEU	12.5	-4.0
3	CEUX	8.3	-5.1
4	TQEX	2.0	-1.5

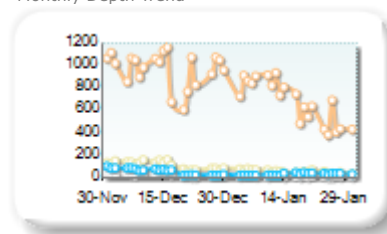
Monthly Depth Trend



50BPS Depth (deeper into book)

Rank	Venue	Depth (1K EUR)	Change
1	XMAD	680.6	-289.0
2	CEUX	60.6	-58.0
3	AQEU	35.8	-25.5
4	TQEX	16.4	-14.8

Monthly Depth Trend



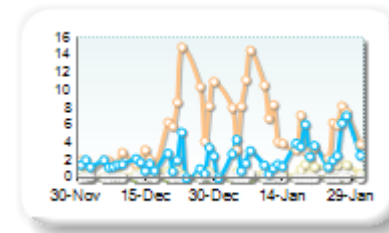
Market depth measures the amount of visible liquidity (bids and offers) in the order book within 10 or 50 BPS of mid price. The result is averaged over the stocks in the index and is based on measurements of the order book every 30 seconds. This is quoted in '000s of EUR.

Best Prices

At touch

Rank	Venue	Best Price (%)	Change
1	XMAD	6.32	+4.36
2	AQEU	2.88	+0.77
3	CEUX	0.82	+0.35
4	TQEX	0.06	-0.05
5	CHIX	0.00	+0.00
6	TRQX	0.00	+0.00
7	BATE	0.00	+0.00

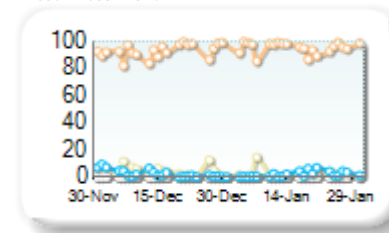
Best Prices Trend



25k EUR deal

Rank	Venue	Best Price (%)	Change
1	XMAD	95.03	+2.30
2	CEUX	2.38	-0.97
3	AQEU	2.04	-0.39
4	TQEX	0.01	+0.00
5	CHIX	0.00	+0.00
6	TRQX	0.00	+0.00
7	BATE	0.00	+0.00

Best Prices Trend

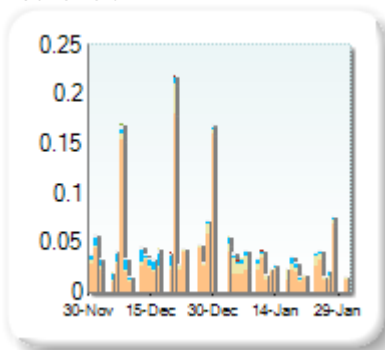


Best Price % measures how often each venue posts an absolute best price (no ties) for stocks. The result is averaged over the stocks in the index and is based on measurements of the order book every 5 seconds.

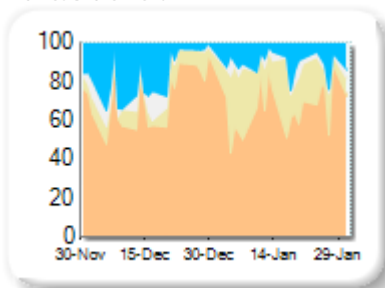
Market Share

Rank	Venue	Market Share	Change
1	XMAD	67.50%	-11.11
2	CEUX	19.31%	+11.97
3	AQEU	10.27%	-0.26
4	TQEX	2.91%	-0.59
5	AQXE	0.00%	+0.00
6	BATE	0.00%	+0.00
7	CHIX	0.00%	-0.01

Volume Trend



Market Share Trend



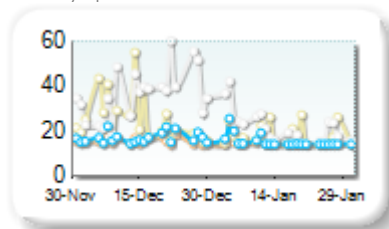
Market share is based on on-book value traded during continuous trading. The share is calculated by averaging over all stocks in the index. The current value shown is for last week and the change is relative to the previous week.

Spreads

At touch

Rank	Venue	Spread (bps)	Change
1	XMAD	14.91	-0.71
2	AQEU	15.47	-1.56
3	CEUX	17.90	-7.72
4	TQEX	21.54	-15.09
5	AQXE	226.58	n/a

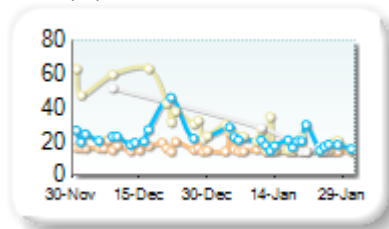
Monthly Spread Trend



25k EUR deal

Rank	Venue	Spread (bps)	Change
1	XMAD	15.02	-1.62
2	TQEX	17.53	-106.86
3	AQEU	19.59	-4.48
4	CEUX	19.90	-49.87

Monthly Spread Trend



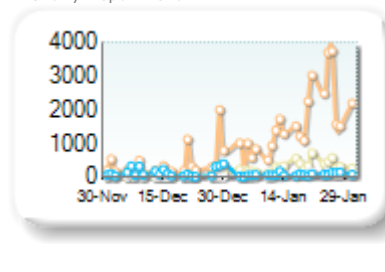
Spreads measure the bid to offer spread of the best visible orders in the book. The result is averaged over the stocks in the index and is based on measurements of the order books every 30 seconds. The value for the spread is quoted in basis points (0.01%).

Book Depths

10BPS Depth (top of book)

Rank	Venue	Depth (1K EUR)	Change
1	XMAD	1,605.7	+1,208.2
2	CEUX	311.1	+274.7
3	AQEU	78.6	-67.2
4	TQEX	63.9	+47.9

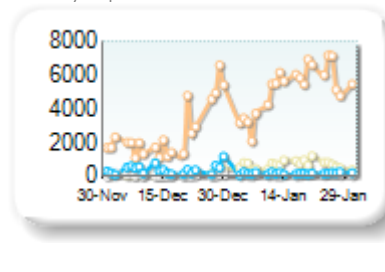
Monthly Depth Trend



50BPS Depth (deeper into book)

Rank	Venue	Depth (1K EUR)	Change
1	XMAD	5,174.5	+2,574.9
2	CEUX	691.1	+563.9
3	AQEU	168.4	-218.9
4	TQEX	112.7	+34.3

Monthly Depth Trend



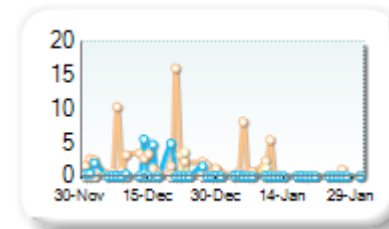
Market depth measures the amount of visible liquidity (bids and offers) in the order book within 10 or 50 BPS of mid price. The result is averaged over the stocks in the index and is based on measurements of the order book every 30 seconds. This is quoted in '000s of EUR.

Best Prices

At touch

Rank	Venue	Best Price (%)	Change
1	XMAD	0.89	-2.20
2	CEUX	0.11	-0.02
3	AQEU	0.03	-0.86
4	CHIX	0.00	+0.00
5	BATE	0.00	+0.00
6	AQXE	0.00	+0.00
7	TQEX	0.00	-0.03

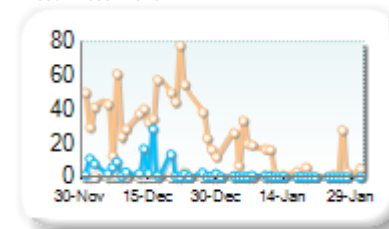
Best Prices Trend



25k EUR deal

Rank	Venue	Best Price (%)	Change
1	XMAD	9.00	-29.32
2	CEUX	0.23	-0.02
3	AQEU	0.20	-4.64
4	CHIX	0.00	+0.00
5	BATE	0.00	+0.00
6	AQXE	0.00	+0.00
7	TQEX	0.00	-0.09

Best Prices Trend



Best Price % measures how often each venue posts an absolute best price (no ties) for stocks. The result is averaged over the stocks in the index and is based on measurements of the order book every 5 seconds.