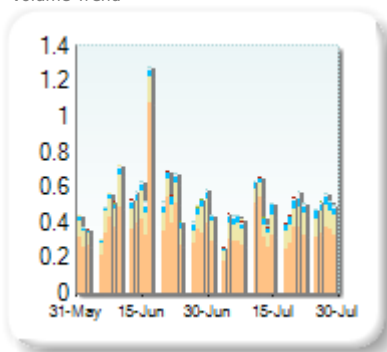


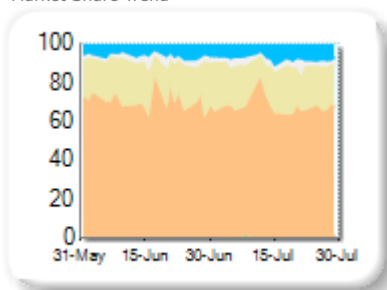
Market Share

Rank	Venue	Market Share	Change
1	XMAD	68.40%	-3.21
2	CEUX	20.52%	+0.80
3	AQEU	7.58%	+1.90
4	TQEX	3.20%	+0.44
5	BATE	0.13%	+0.03
6	TRQX	0.11%	+0.09
7	CHIX	0.07%	-0.04
8	AQXE	0.00%	0.00

Volume Trend



Market Share Trend



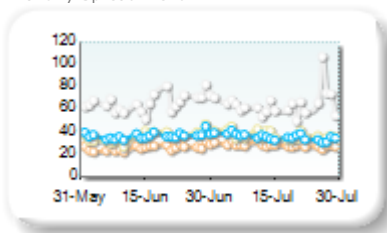
Market share is based on on-book value traded during continuous trading. The share is calculated by averaging over all stocks in the index. The current value shown is for last week and the change is relative to the previous week.

Spreads

At touch

Rank	Venue	Spread (bps)	Change
1	XMAD	28.58	+2.19
2	AQEU	35.83	-0.97
3	CEUX	37.37	+1.00
4	TQEX	65.15	-1.05

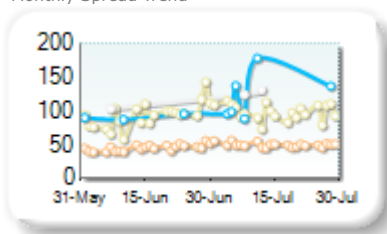
Monthly Spread Trend



25k EUR deal

Rank	Venue	Spread (bps)	Change
1	XMAD	49.43	+4.28
2	CEUX	97.60	+4.65
3	TQEX	126.82	+24.42
4	AQEU	133.45	+0.81

Monthly Spread Trend



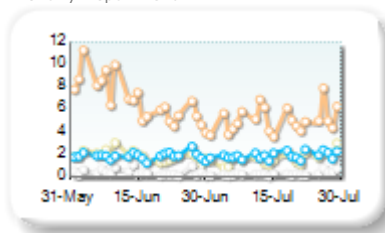
Spreads measure the bid to offer spread of the best visible orders in the book. The result is averaged over the stocks in the index and is based on measurements of the order books every 30 seconds. The value for the spread is quoted in basis points (0.01%).

Book Depths

10BPS Depth (top of book)

Rank	Venue	Depth (1K EUR)	Change
1	XMAD	5.1	-1.7
2	AQEU	1.9	+0.0
3	CEUX	1.7	-0.2
4	TQEX	0.3	-0.1

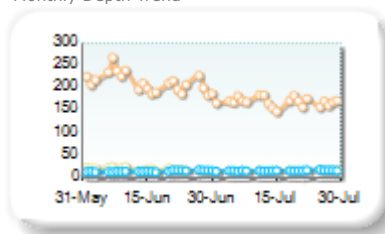
Monthly Depth Trend



50BPS Depth (deeper into book)

Rank	Venue	Depth (1K EUR)	Change
1	XMAD	169.3	-42.2
2	AQEU	16.7	+1.1
3	CEUX	16.1	-3.7
4	TQEX	5.0	-1.2

Monthly Depth Trend



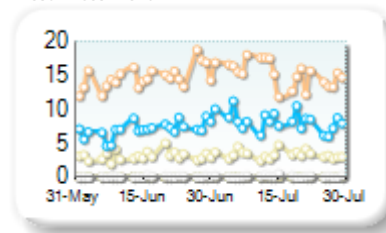
Market depth measures the amount of visible liquidity (bids and offers) in the order book within 10 or 50 BPS of mid price. The result is averaged over the stocks in the index and is based on measurements of the order book every 30 seconds. This is quoted in '000s of EUR.

Best Prices

At touch

Rank	Venue	Best Price (%)	Change
1	XMAD	15.19	+1.52
2	AQEU	8.20	+0.54
3	CEUX	3.32	-0.05
4	TQEX	0.16	+0.07
5	CHIX	0.00	0.00
6	TRQX	0.00	+0.00
7	BATE	0.00	0.00
8	AQXE	0.00	+0.00

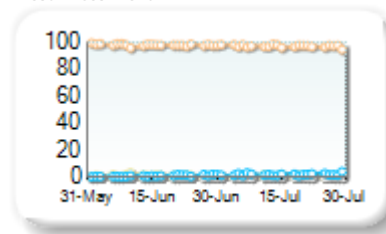
Best Prices Trend



25k EUR deal

Rank	Venue	Best Price (%)	Change
1	XMAD	96.78	-0.82
2	AQEU	2.03	+0.99
3	CEUX	0.97	-0.31
4	TQEX	0.03	+0.02
5	CHIX	0.00	0.00
6	TRQX	0.00	+0.00
7	BATE	0.00	+0.00
8	AQXE	0.00	+0.00

Best Prices Trend

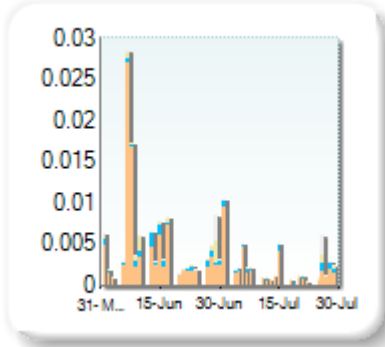


Best Price % measures how often each venue posts an absolute best price (no ties) for stocks. The result is averaged over the stocks in the index and is based on measurements of the order book every 5 seconds.

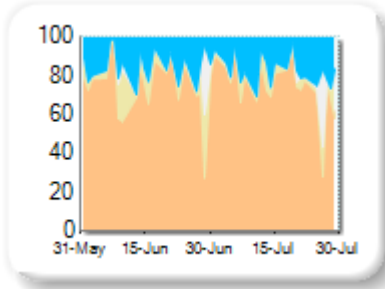
Market Share

Rank	Venue	Market Share	Change
1	XMAD	73.77%	-5.15
2	AQEU	14.73%	+4.53
3	CEUX	5.88%	-1.88
4	TQEX	5.62%	+2.49

Volume Trend



Market Share Trend



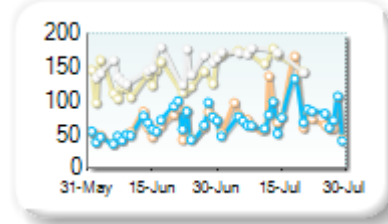
Market share is based on on-book value traded during continuous trading. The share is calculated by averaging over all stocks in the index. The current value shown is for last week and the change is relative to the previous week.

Spreads

At touch

Rank	Venue	Spread (bps)	Change
1	AQEU	80.66	+18.45
2	XMAD	86.55	+27.11
3	TQEX	182.90	+18.75
4	CEUX	234.14	+89.09

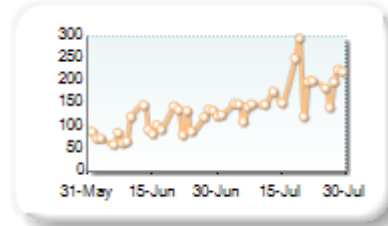
Monthly Spread Trend



25k EUR deal

Rank	Venue	Spread (bps)	Change
1	XMAD	183.44	+79.81

Monthly Spread Trend



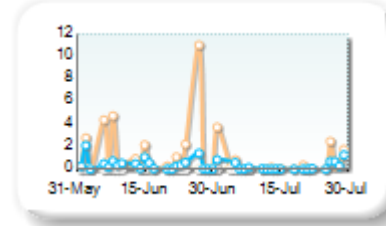
Spreads measure the bid to offer spread of the best visible orders in the book. The result is averaged over the stocks in the index and is based on measurements of the order books every 30 seconds. The value for the spread is quoted in basis points (0.01%).

Book Depths

10BPS Depth (top of book)

Rank	Venue	Depth (1K EUR)	Change
1	XMAD	0.7	-1.0
2	AQEU	0.3	-0.2
3	CEUX	0.0	0.0

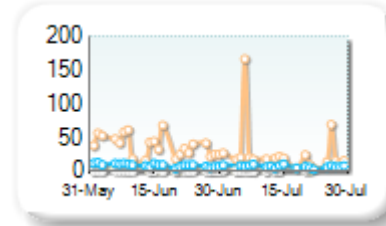
Monthly Depth Trend



50BPS Depth (deeper into book)

Rank	Venue	Depth (1K EUR)	Change
1	XMAD	26.2	-13.0
2	AQEU	7.1	-2.2
3	CEUX	0.6	-0.9
4	TQEX	0.6	+0.0

Monthly Depth Trend



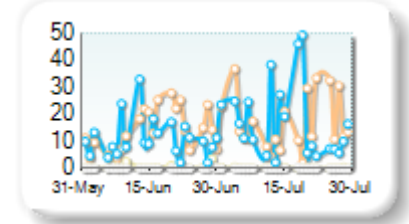
Market depth measures the amount of visible liquidity (bids and offers) in the order book within 10 or 50 BPS of mid price. The result is averaged over the stocks in the index and is based on measurements of the order book every 30 seconds. This is quoted in '000s of EUR.

Best Prices

At touch

Rank	Venue	Best Price (%)	Change
1	AQEU	17.23	+4.18
2	XMAD	16.59	+1.23
3	CEUX	0.09	-0.32
4	TQEX	0.02	0.00

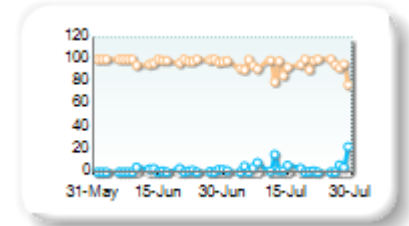
Best Prices Trend



25k EUR deal

Rank	Venue	Best Price (%)	Change
1	XMAD	93.72	-4.99
2	AQEU	3.98	+2.95
3	CEUX	0.01	-0.03
4	TQEX	0.00	+0.00

Best Prices Trend

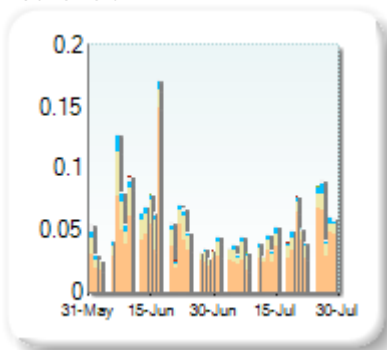


Best Price % measures how often each venue posts an absolute best price (no ties) for stocks. The result is averaged over the stocks in the index and is based on measurements of the order book every 5 seconds.

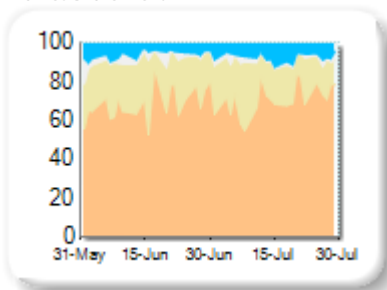
Market Share

Rank	Venue	Market Share	Change
1	XMAD	72.12%	+3.42
2	CEUX	18.21%	-4.03
3	AQEU	7.59%	+1.47
4	TQEX	2.03%	-0.91
5	TRQX	0.03%	+0.03
6	BATE	0.01%	+0.01
7	CHIX	0.01%	+0.00

Volume Trend



Market Share Trend



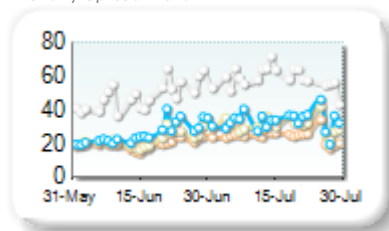
Market share is based on on-book value traded during continuous trading. The share is calculated by averaging over all stocks in the index. The current value shown is for last week and the change is relative to the previous week.

Spreads

At touch

Rank	Venue	Spread (bps)	Change
1	XMAD	24.29	+4.34
2	CEUX	30.87	+7.88
3	AQEU	33.32	+7.22
4	TQEX	60.89	+11.14

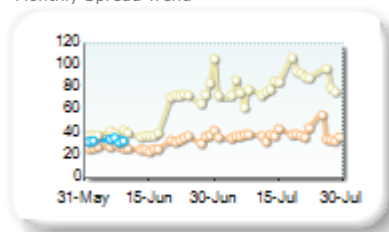
Monthly Spread Trend



25k EUR deal

Rank	Venue	Spread (bps)	Change
1	XMAD	38.40	+7.98
2	CEUX	83.08	+28.57

Monthly Spread Trend



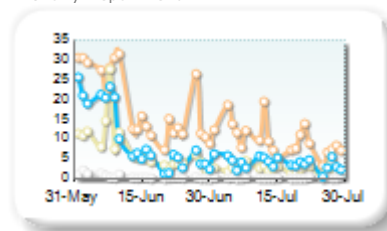
Spreads measure the bid to offer spread of the best visible orders in the book. The result is averaged over the stocks in the index and is based on measurements of the order books every 30 seconds. The value for the spread is quoted in basis points (0.01%).

Book Depths

10BPS Depth (top of book)

Rank	Venue	Depth (1K EUR)	Change
1	XMAD	9.9	-8.7
2	AQEU	3.9	-6.3
3	CEUX	2.5	-4.7
4	TQEX	0.1	-0.4

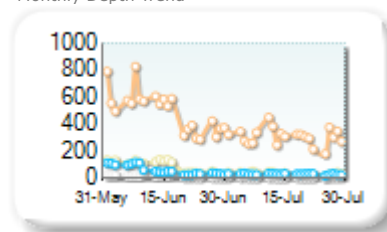
Monthly Depth Trend



50BPS Depth (deeper into book)

Rank	Venue	Depth (1K EUR)	Change
1	XMAD	307.7	-188.7
2	CEUX	35.0	-53.3
3	AQEU	31.0	-29.6
4	TQEX	7.3	-8.7

Monthly Depth Trend



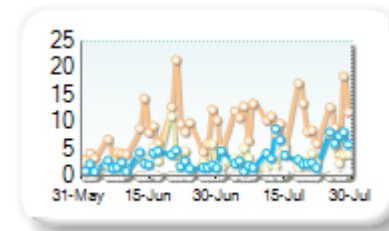
Market depth measures the amount of visible liquidity (bids and offers) in the order book within 10 or 50 BPS of mid price. The result is averaged over the stocks in the index and is based on measurements of the order book every 30 seconds. This is quoted in '000s of EUR.

Best Prices

At touch

Rank	Venue	Best Price (%)	Change
1	XMAD	10.27	+4.25
2	AQEU	4.22	+0.97
3	CEUX	3.31	+0.38
4	TQEX	0.18	+0.13
5	CHIX	0.00	+0.00
6	TRQX	0.00	+0.00
7	BATE	0.00	+0.00

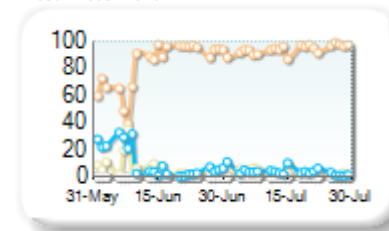
Best Prices Trend



25k EUR deal

Rank	Venue	Best Price (%)	Change
1	XMAD	93.88	+11.42
2	AQEU	3.93	-6.99
3	CEUX	2.04	-3.94
4	TQEX	0.00	+0.00
5	CHIX	0.00	+0.00
6	TRQX	0.00	+0.00
7	BATE	0.00	+0.00

Best Prices Trend

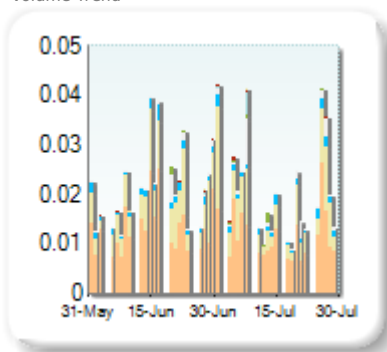


Best Price % measures how often each venue posts an absolute best price (no ties) for stocks. The result is averaged over the stocks in the index and is based on measurements of the order book every 5 seconds.

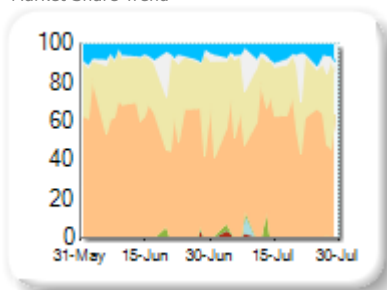
Market Share

Rank	Venue	Market Share	Change
1	XMAD	54.69%	-5.82
2	CEUX	30.73%	+0.97
3	TQEX	6.20%	+3.10
4	AQEU	5.74%	-0.26
5	BATE	1.11%	+0.72
6	TRQX	1.01%	+0.96
7	CHIX	0.49%	+0.32
8	AQXE	0.03%	+0.01

Volume Trend



Market Share Trend



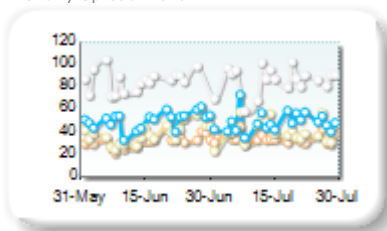
Market share is based on on-book value traded during continuous trading. The share is calculated by averaging over all stocks in the index. The current value shown is for last week and the change is relative to the previous week.

Spreads

At touch

Rank	Venue	Spread (bps)	Change
1	XMAD	34.38	+2.33
2	CEUX	41.19	+2.20
3	AQEU	49.03	-1.65
4	TQEX	102.78	+11.96

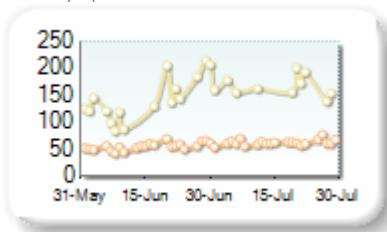
Monthly Spread Trend



25k EUR deal

Rank	Venue	Spread (bps)	Change
1	XMAD	62.53	+7.02
2	CEUX	166.50	+19.41

Monthly Spread Trend



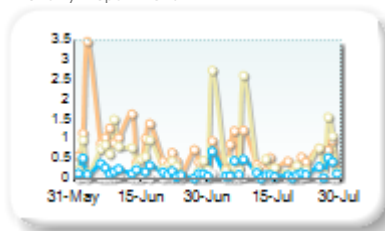
Spreads measure the bid to offer spread of the best visible orders in the book. The result is averaged over the stocks in the index and is based on measurements of the order books every 30 seconds. The value for the spread is quoted in basis points (0.01%).

Book Depths

10BPS Depth (top of book)

Rank	Venue	Depth (1K EUR)	Change
1	CEUX	0.6	+0.1
2	XMAD	0.5	-0.3
3	AQEU	0.2	+0.0
4	TQEX	0.0	+0.0

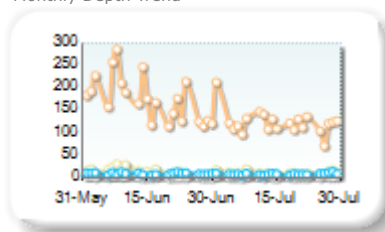
Monthly Depth Trend



50BPS Depth (deeper into book)

Rank	Venue	Depth (1K EUR)	Change
1	XMAD	123.1	-51.4
2	CEUX	12.1	-3.5
3	AQEU	9.4	-0.8
4	TQEX	3.0	-0.4

Monthly Depth Trend



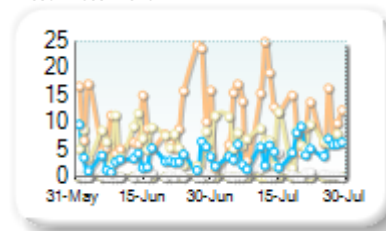
Market depth measures the amount of visible liquidity (bids and offers) in the order book within 10 or 50 BPS of mid price. The result is averaged over the stocks in the index and is based on measurements of the order book every 30 seconds. This is quoted in '000s of EUR.

Best Prices

At touch

Rank	Venue	Best Price (%)	Change
1	XMAD	11.54	+0.76
2	CEUX	7.09	-0.47
3	AQEU	4.71	+0.76
4	TQEX	0.72	+0.83
5	CHIX	0.00	+0.00
6	TRQX	0.00	+0.00
7	BATE	0.00	+0.00
8	AQXE	0.00	+0.00

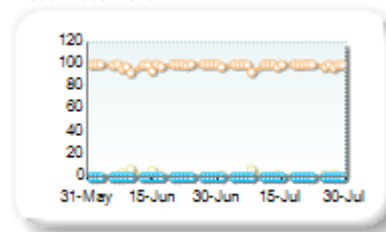
Best Prices Trend



25k EUR deal

Rank	Venue	Best Price (%)	Change
1	XMAD	98.95	+0.13
2	CEUX	1.00	-0.13
3	AQEU	0.00	0.00
4	CHIX	0.00	+0.00
5	TRQX	0.00	+0.00
6	BATE	0.00	+0.00
7	AQXE	0.00	+0.00
8	TQEX	0.00	+0.00

Best Prices Trend

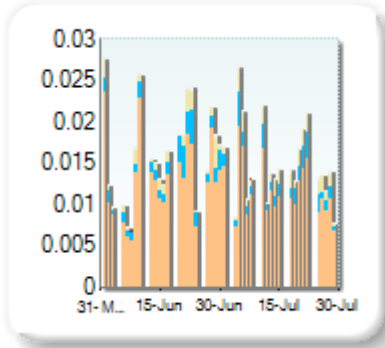


Best Price % measures how often each venue posts an absolute best price (no ties) for stocks. The result is averaged over the stocks in the index and is based on measurements of the order book every 5 seconds.

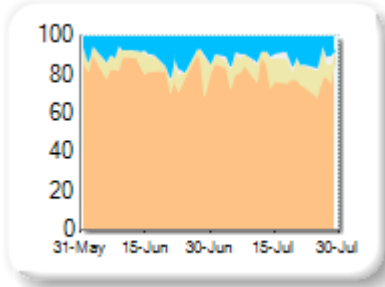
Market Share

Rank	Venue	Market Share	Change
1	XMAD	78.01%	-3.35
2	AQEU	10.95%	+0.60
3	CEUX	9.43%	+2.06
4	TQEX	1.61%	+0.69
5	CHIX	0.00%	+0.00

Volume Trend



Market Share Trend



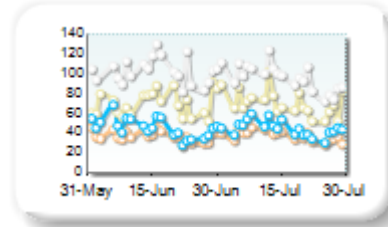
Market share is based on on-book value traded during continuous trading. The share is calculated by averaging over all stocks in the index. The current value shown is for last week and the change is relative to the previous week.

Spreads

At touch

Rank	Venue	Spread (bps)	Change
1	XMAD	37.47	+0.55
2	AQEU	44.50	-0.70
3	CEUX	70.33	+0.34
4	TQEX	96.14	-8.32

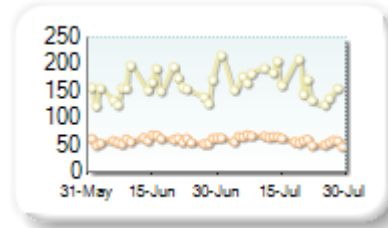
Monthly Spread Trend



25k EUR deal

Rank	Venue	Spread (bps)	Change
1	XMAD	59.95	+0.99
2	CEUX	168.81	+12.51

Monthly Spread Trend



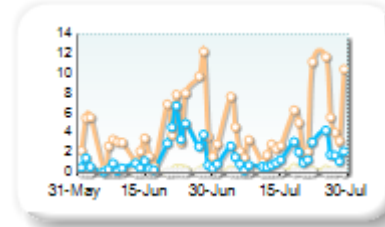
Spreads measure the bid to offer spread of the best visible orders in the book. The result is averaged over the stocks in the index and is based on measurements of the order books every 30 seconds. The value for the spread is quoted in basis points (0.01%).

Book Depths

10BPS Depth (top of book)

Rank	Venue	Depth (1K EUR)	Change
1	XMAD	4.5	+0.3
2	AQEU	1.5	-0.2
3	CEUX	0.1	+0.0
4	TQEX	0.0	+0.0

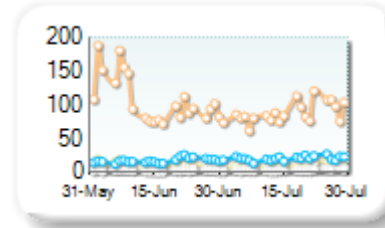
Monthly Depth Trend



50BPS Depth (deeper into book)

Rank	Venue	Depth (1K EUR)	Change
1	XMAD	87.8	-19.4
2	AQEU	20.5	+3.0
3	CEUX	8.5	-1.3
4	TQEX	3.4	+0.8

Monthly Depth Trend



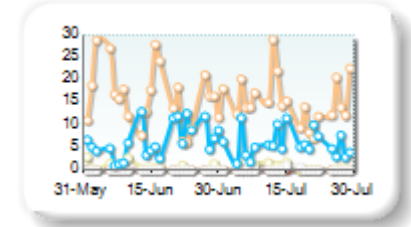
Market depth measures the amount of visible liquidity (bids and offers) in the order book within 10 or 50 BPS of mid price. The result is averaged over the stocks in the index and is based on measurements of the order book every 30 seconds. This is quoted in '000s of EUR.

Best Prices

At touch

Rank	Venue	Best Price (%)	Change
1	XMAD	15.39	+3.22
2	AQEU	5.83	-2.34
3	CEUX	0.51	-0.45
4	TQEX	0.10	+0.01
5	CHIX	0.00	+0.00

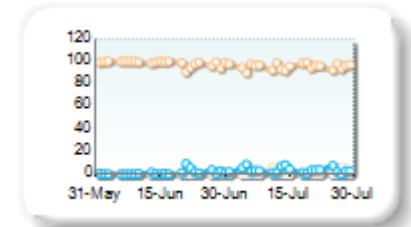
Best Prices Trend



25k EUR deal

Rank	Venue	Best Price (%)	Change
1	XMAD	95.38	-2.86
2	AQEU	3.74	+2.24
3	CEUX	0.45	+0.23
4	TQEX	0.35	+0.35
5	CHIX	0.00	+0.00

Best Prices Trend

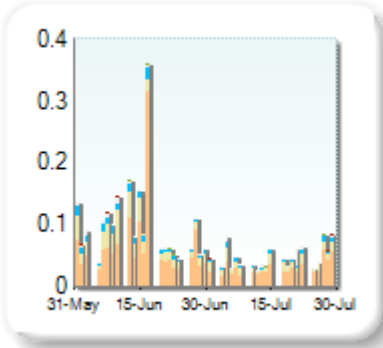


Best Price % measures how often each venue posts an absolute best price (no ties) for stocks. The result is averaged over the stocks in the index and is based on measurements of the order book every 5 seconds.

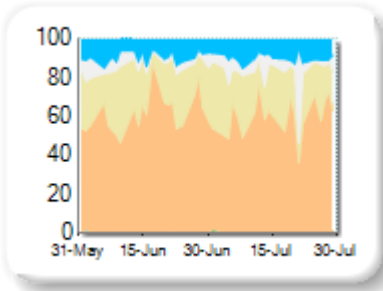
Market Share

Rank	Venue	Market Share	Change
1	XMAD	58.67%	-5.26
2	CEUX	22.65%	+0.07
3	AQEU	10.21%	+1.39
4	TQEX	8.32%	+3.80
5	TRQX	0.06%	+0.00
6	BATE	0.05%	-0.01
7	CHIX	0.04%	+0.00

Volume Trend



Market Share Trend



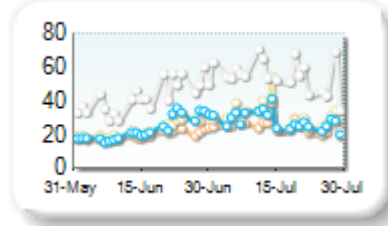
Market share is based on on-book value traded during continuous trading. The share is calculated by averaging over all stocks in the index. The current value shown is for last week and the change is relative to the previous week.

Spreads

At touch

Rank	Venue	Spread (bps)	Change
1	XMAD	25.51	+5.92
2	AQEU	28.18	+4.81
3	CEUX	30.42	+7.07
4	TQEX	57.68	+15.09

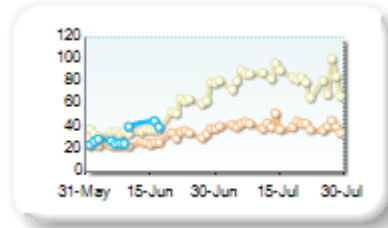
Monthly Spread Trend



25k EUR deal

Rank	Venue	Spread (bps)	Change
1	XMAD	41.73	+12.75
2	CEUX	82.90	+35.15

Monthly Spread Trend



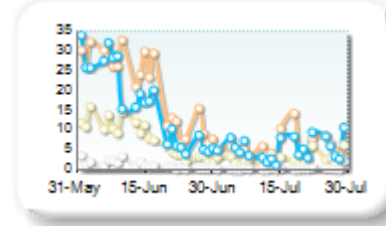
Spreads measure the bid to offer spread of the best visible orders in the book. The result is averaged over the stocks in the index and is based on measurements of the order books every 30 seconds. The value for the spread is quoted in basis points (0.01%).

Book Depths

10BPS Depth (top of book)

Rank	Venue	Depth (1K EUR)	Change
1	XMAD	5.6	-14.8
2	AQEU	5.2	-11.2
3	CEUX	2.0	-5.9
4	TQEX	0.2	-0.9

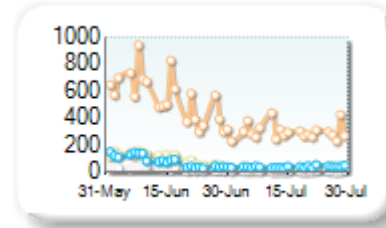
Monthly Depth Trend



50BPS Depth (deeper into book)

Rank	Venue	Depth (1K EUR)	Change
1	XMAD	299.0	-245.6
2	AQEU	39.9	-41.4
3	CEUX	36.0	-65.7
4	TQEX	8.7	-16.3

Monthly Depth Trend



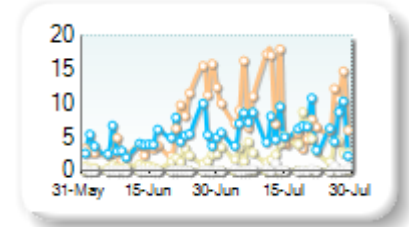
Market depth measures the amount of visible liquidity (bids and offers) in the order book within 10 or 50 BPS of mid price. The result is averaged over the stocks in the index and is based on measurements of the order book every 30 seconds. This is quoted in '000s of EUR.

Best Prices

At touch

Rank	Venue	Best Price (%)	Change
1	XMAD	9.50	+1.52
2	AQEU	6.52	+1.11
3	CEUX	3.55	+2.54
4	TQEX	0.22	+0.11
5	CHIX	0.00	+0.00
6	TRQX	0.00	+0.00
7	BATE	0.00	+0.00
8	AQXE	0.00	+0.00

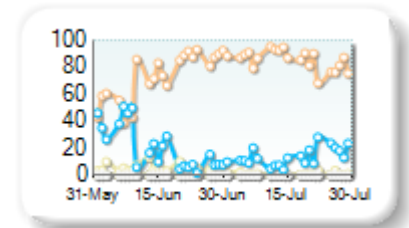
Best Prices Trend



25k EUR deal

Rank	Venue	Best Price (%)	Change
1	XMAD	85.20	+13.10
2	AQEU	13.69	-7.39
3	CEUX	1.05	-3.87
4	CHIX	0.00	+0.00
5	TRQX	0.00	+0.00
6	BATE	0.00	+0.00
7	AQXE	0.00	+0.00
8	TQEX	0.00	-0.01

Best Prices Trend

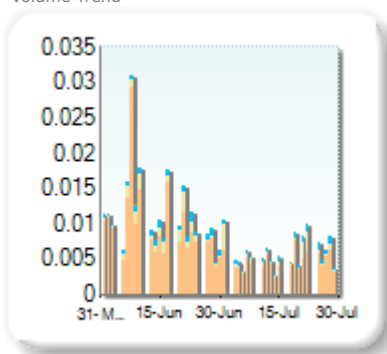


Best Price % measures how often each venue posts an absolute best price (no ties) for stocks. The result is averaged over the stocks in the index and is based on measurements of the order book every 5 seconds.

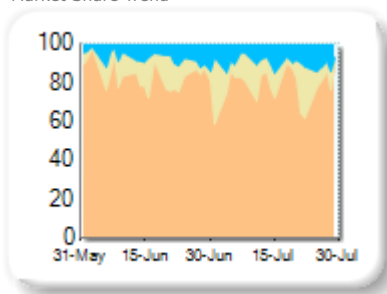
Market Share

Rank	Venue	Market Share	Change
1	XMAD	76.57%	-7.61
2	CEUX	13.40%	+4.28
3	AQEU	10.04%	+3.35
4	BATE	0.00%	-0.02

Volume Trend



Market Share Trend



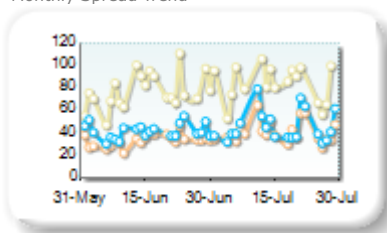
Market share is based on on-book value traded during continuous trading. The share is calculated by averaging over all stocks in the index. The current value shown is for last week and the change is relative to the previous week.

Spreads

At touch

Rank	Venue	Spread (bps)	Change
1	XMAD	41.00	+7.21
2	AQEU	45.79	+4.07
3	CEUX	94.37	+14.95

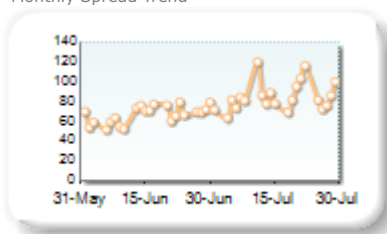
Monthly Spread Trend



25k EUR deal

Rank	Venue	Spread (bps)	Change
1	XMAD	85.25	+18.39

Monthly Spread Trend



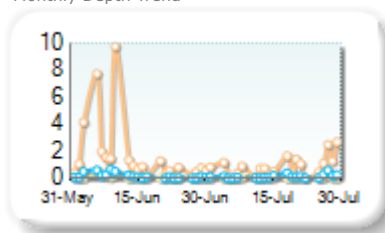
Spreads measure the bid to offer spread of the best visible orders in the book. The result is averaged over the stocks in the index and is based on measurements of the order books every 30 seconds. The value for the spread is quoted in basis points (0.01%).

Book Depths

10BPS Depth (top of book)

Rank	Venue	Depth (1K EUR)	Change
1	XMAD	0.9	-0.8
2	AQEU	0.1	0.0
3	CEUX	0.0	0.0

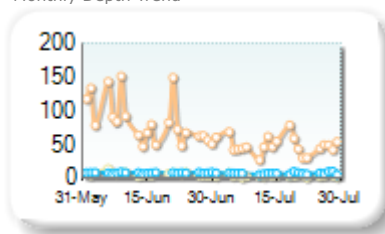
Monthly Depth Trend



50BPS Depth (deeper into book)

Rank	Venue	Depth (1K EUR)	Change
1	XMAD	48.5	-35.3
2	AQEU	7.2	-0.6
3	CEUX	3.6	-2.6

Monthly Depth Trend



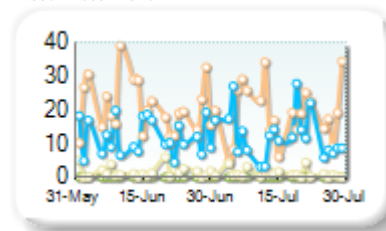
Market depth measures the amount of visible liquidity (bids and offers) in the order book within 10 or 50 BPS of mid price. The result is averaged over the stocks in the index and is based on measurements of the order book every 30 seconds. This is quoted in '000s of EUR.

Best Prices

At touch

Rank	Venue	Best Price (%)	Change
1	XMAD	19.04	+2.24
2	AQEU	12.34	-2.88
3	CEUX	1.15	-0.85
4	BATE	0.00	+0.00

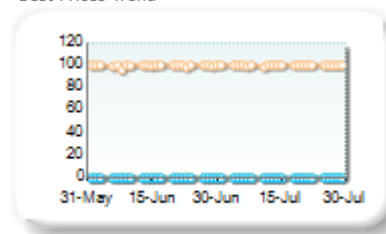
Best Prices Trend



25k EUR deal

Rank	Venue	Best Price (%)	Change
1	XMAD	99.79	+0.27
2	AQEU	0.04	+0.04
3	BATE	0.00	+0.00
4	CEUX	0.00	-0.21

Best Prices Trend

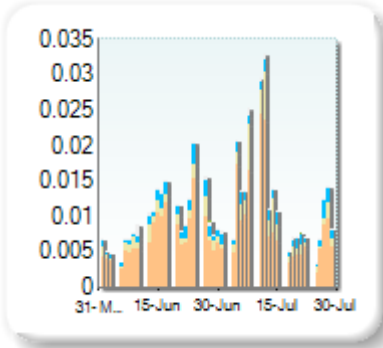


Best Price % measures how often each venue posts an absolute best price (no ties) for stocks. The result is averaged over the stocks in the index and is based on measurements of the order book every 5 seconds.

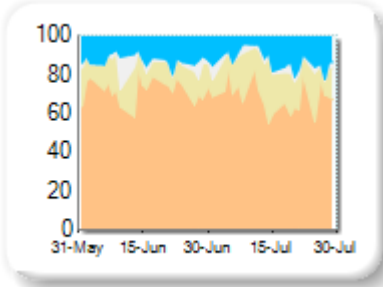
Market Share

Rank	Venue	Market Share	Change
1	XMAD	70.20%	-1.85
2	CEUX	16.85%	+4.25
3	AQEU	10.62%	-1.87
4	TQEX	2.30%	-0.51
5	BATE	0.02%	-0.01

Volume Trend



Market Share Trend



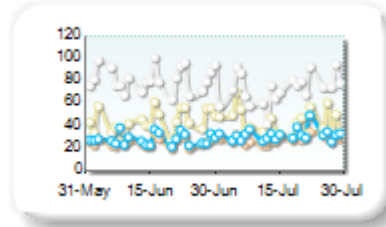
Market share is based on on-book value traded during continuous trading. The share is calculated by averaging over all stocks in the index. The current value shown is for last week and the change is relative to the previous week.

Spreads

At touch

Rank	Venue	Spread (bps)	Change
1	XMAD	28.37	+2.28
2	AQEU	32.25	+3.74
3	CEUX	42.88	-2.10
4	TQEX	75.44	-6.11

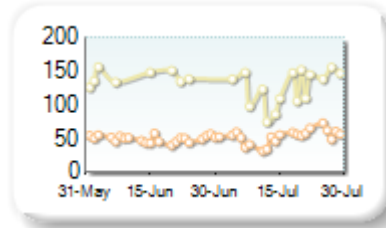
Monthly Spread Trend



25k EUR deal

Rank	Venue	Spread (bps)	Change
1	XMAD	52.69	+3.16
2	CEUX	141.54	-23.07

Monthly Spread Trend



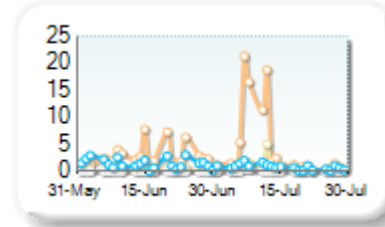
Spreads measure the bid to offer spread of the best visible orders in the book. The result is averaged over the stocks in the index and is based on measurements of the order books every 30 seconds. The value for the spread is quoted in basis points (0.01%).

Book Depths

10BPS Depth (top of book)

Rank	Venue	Depth (1K EUR)	Change
1	XMAD	4.2	+1.5
2	AQEU	0.8	-0.6
3	CEUX	0.7	+0.4
4	TQEX	0.1	+0.0

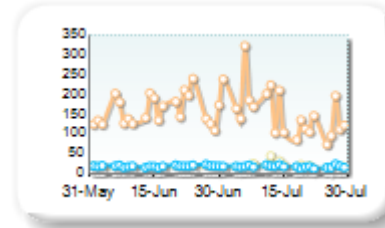
Monthly Depth Trend



50BPS Depth (deeper into book)

Rank	Venue	Depth (1K EUR)	Change
1	XMAD	154.6	-5.4
2	AQEU	16.9	-1.0
3	CEUX	16.2	+5.3
4	TQEX	3.9	-0.2

Monthly Depth Trend



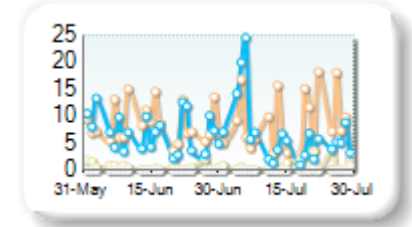
Market depth measures the amount of visible liquidity (bids and offers) in the order book within 10 or 50 BPS of mid price. The result is averaged over the stocks in the index and is based on measurements of the order book every 30 seconds. This is quoted in '000s of EUR.

Best Prices

At touch

Rank	Venue	Best Price (%)	Change
1	XMAD	8.63	+1.77
2	AQEU	6.77	-3.50
3	CEUX	0.75	+0.10
4	TQEX	0.01	0.00
5	BATE	0.00	+0.00

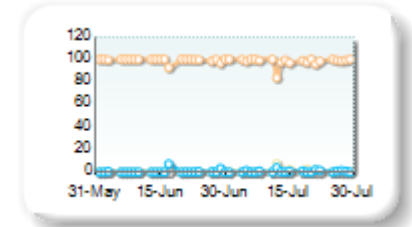
Best Prices Trend



25k EUR deal

Rank	Venue	Best Price (%)	Change
1	XMAD	98.11	-1.21
2	CEUX	0.85	+0.85
3	AQEU	0.75	+0.17
4	BATE	0.00	+0.00
5	TQEX	0.00	+0.00

Best Prices Trend

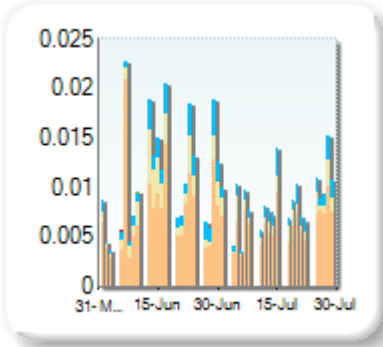


Best Price % measures how often each venue posts an absolute best price (no ties) for stocks. The result is averaged over the stocks in the index and is based on measurements of the order book every 5 seconds.

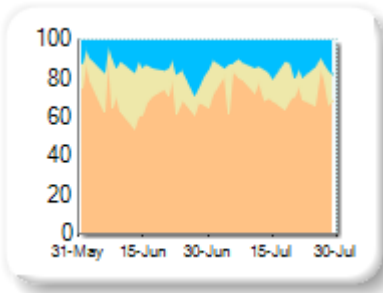
Market Share

Rank	Venue	Market Share	Change
1	XMAD	71.95%	+3.03
2	AQEU	14.33%	+0.51
3	CEUX	13.72%	-3.52

Volume Trend



Market Share Trend



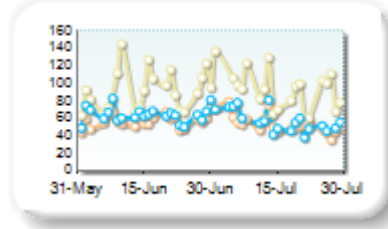
Market share is based on on-book value traded during continuous trading. The share is calculated by averaging over all stocks in the index. The current value shown is for last week and the change is relative to the previous week.

Spreads

At touch

Rank	Venue	Spread (bps)	Change
1	XMAD	54.25	-3.23
2	AQEU	57.51	-7.03
3	CEUX	97.59	+0.67

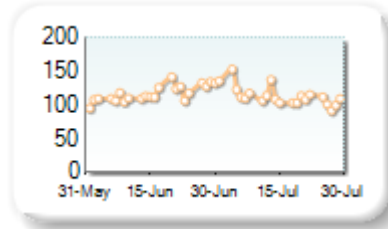
Monthly Spread Trend



25k EUR deal

Rank	Venue	Spread (bps)	Change
1	XMAD	112.34	-3.93

Monthly Spread Trend



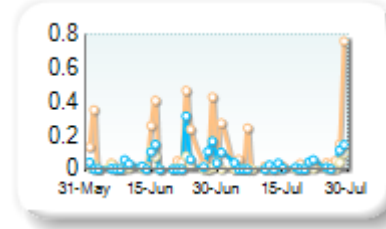
Spreads measure the bid to offer spread of the best visible orders in the book. The result is averaged over the stocks in the index and is based on measurements of the order books every 30 seconds. The value for the spread is quoted in basis points (0.01%).

Book Depths

10BPS Depth (top of book)

Rank	Venue	Depth (1K EUR)	Change
1	XMAD	0.1	0.0
2	AQEU	0.0	0.0
3	CEUX	0.0	0.0

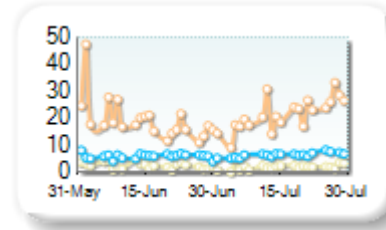
Monthly Depth Trend



50BPS Depth (deeper into book)

Rank	Venue	Depth (1K EUR)	Change
1	XMAD	21.5	+2.1
2	AQEU	6.5	+0.5
3	CEUX	2.0	-0.5

Monthly Depth Trend



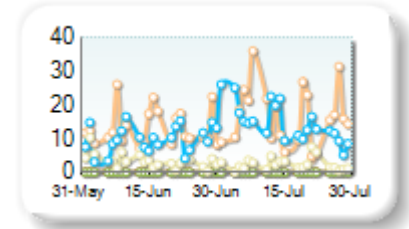
Market depth measures the amount of visible liquidity (bids and offers) in the order book within 10 or 50 BPS of mid price. The result is averaged over the stocks in the index and is based on measurements of the order book every 30 seconds. This is quoted in '000s of EUR.

Best Prices

At touch

Rank	Venue	Best Price (%)	Change
1	XMAD	16.67	+8.28
2	AQEU	14.61	+3.59
3	CEUX	2.42	-0.44
4	CHIX	0.00	+0.00
5	BATE	0.00	+0.00

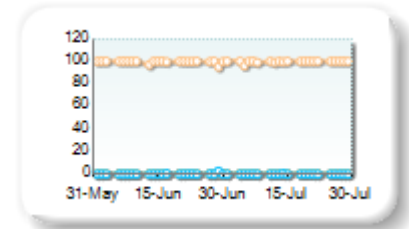
Best Prices Trend



25k EUR deal

Rank	Venue	Best Price (%)	Change
1	XMAD	99.63	+0.12
2	AQEU	0.03	-0.15
3	CHIX	0.00	+0.00
4	BATE	0.00	+0.00
5	CEUX	0.00	-0.01

Best Prices Trend

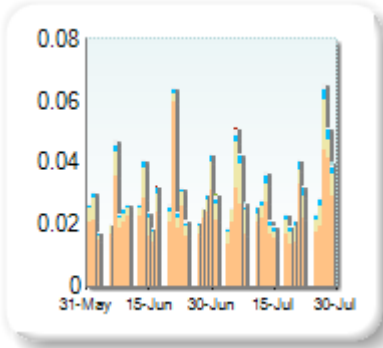


Best Price % measures how often each venue posts an absolute best price (no ties) for stocks. The result is averaged over the stocks in the index and is based on measurements of the order book every 5 seconds.

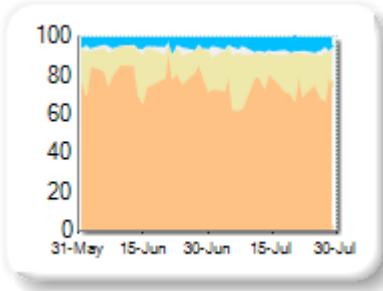
Market Share

Rank	Venue	Market Share	Change
1	XMAD	72.13%	-6.88
2	CEUX	19.47%	+4.77
3	AQEU	6.08%	+1.41
4	TQEX	2.14%	+0.54
5	TRQX	0.14%	+0.13
6	BATE	0.03%	+0.03
7	CHIX	0.00%	0.00

Volume Trend



Market Share Trend



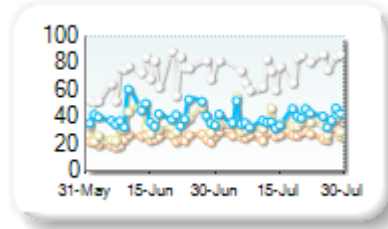
Market share is based on on-book value traded during continuous trading. The share is calculated by averaging over all stocks in the index. The current value shown is for last week and the change is relative to the previous week.

Spreads

At touch

Rank	Venue	Spread (bps)	Change
1	XMAD	27.51	+4.10
2	CEUX	35.55	+1.93
3	AQEU	39.20	-1.36
4	TQEX	80.17	+7.88

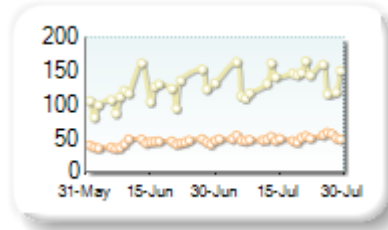
Monthly Spread Trend



25k EUR deal

Rank	Venue	Spread (bps)	Change
1	XMAD	50.35	+7.39
2	CEUX	138.85	+21.58

Monthly Spread Trend



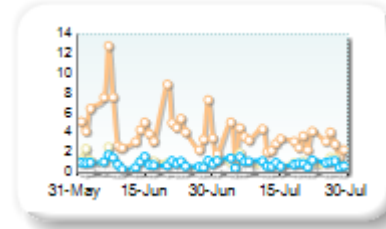
Spreads measure the bid to offer spread of the best visible orders in the book. The result is averaged over the stocks in the index and is based on measurements of the order books every 30 seconds. The value for the spread is quoted in basis points (0.01%).

Book Depths

10BPS Depth (top of book)

Rank	Venue	Depth (1K EUR)	Change
1	XMAD	3.1	-2.1
2	AQEU	0.9	0.0
3	CEUX	0.8	-0.1
4	TQEX	0.0	0.0

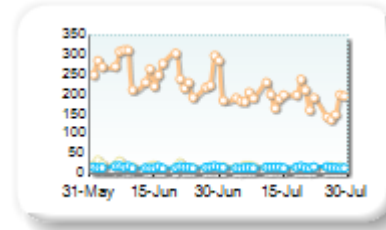
Monthly Depth Trend



50BPS Depth (deeper into book)

Rank	Venue	Depth (1K EUR)	Change
1	XMAD	187.9	-70.1
2	AQEU	14.2	-0.6
3	CEUX	12.9	-4.4
4	TQEX	3.4	-1.8

Monthly Depth Trend



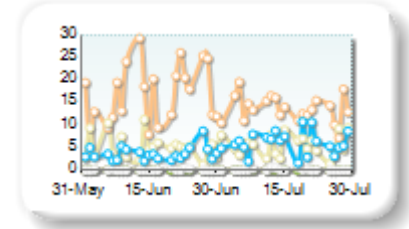
Market depth measures the amount of visible liquidity (bids and offers) in the order book within 10 or 50 BPS of mid price. The result is averaged over the stocks in the index and is based on measurements of the order book every 30 seconds. This is quoted in '000s of EUR.

Best Prices

At touch

Rank	Venue	Best Price (%)	Change
1	XMAD	13.66	-5.79
2	AQEU	6.14	+2.36
3	CEUX	5.54	-0.07
4	TQEX	0.18	+0.06
5	CHIX	0.00	+0.00
6	TRQX	0.00	+0.00
7	BATE	0.00	+0.00

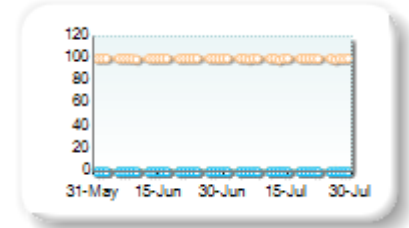
Best Prices Trend



25k EUR deal

Rank	Venue	Best Price (%)	Change
1	XMAD	99.77	-0.12
2	CEUX	0.11	+0.05
3	AQEU	0.03	+0.02
4	CHIX	0.00	+0.00
5	TRQX	0.00	+0.00
6	BATE	0.00	+0.00
7	TQEX	0.00	+0.00

Best Prices Trend

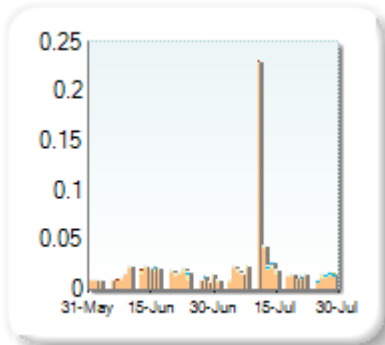


Best Price % measures how often each venue posts an absolute best price (no ties) for stocks. The result is averaged over the stocks in the index and is based on measurements of the order book every 5 seconds.

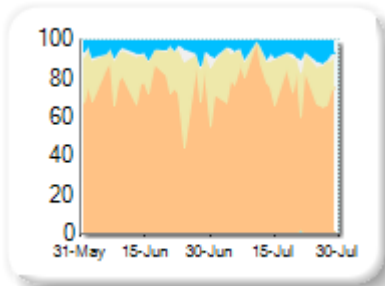
Market Share

Rank	Venue	Market Share	Change
1	XMAD	85.31%	+11.46
2	CEUX	9.05%	-9.29
3	AQEU	4.50%	-1.62
4	TQEX	1.08%	-0.60
5	TRQX	0.05%	+0.04
6	BATE	0.01%	+0.01
7	CHIX	0.00%	0.00
8	AQXE	0.00%	+0.00

Volume Trend



Market Share Trend



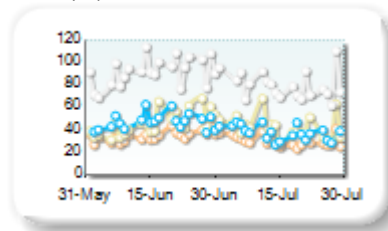
Market share is based on on-book value traded during continuous trading. The share is calculated by averaging over all stocks in the index. The current value shown is for last week and the change is relative to the previous week.

Spreads

At touch

Rank	Venue	Spread (bps)	Change
1	XMAD	30.30	-4.39
2	AQEU	37.87	-9.79
3	CEUX	42.93	-2.99
4	TQEX	82.71	-9.09

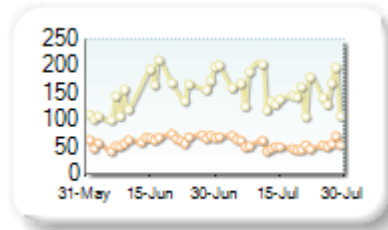
Monthly Spread Trend



25k EUR deal

Rank	Venue	Spread (bps)	Change
1	XMAD	54.49	-7.43
2	CEUX	155.05	-5.85

Monthly Spread Trend



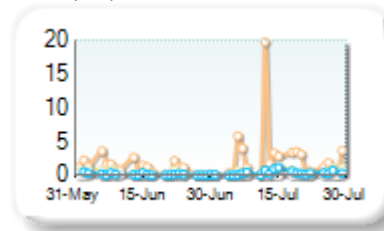
Spreads measure the bid to offer spread of the best visible orders in the book. The result is averaged over the stocks in the index and is based on measurements of the order books every 30 seconds. The value for the spread is quoted in basis points (0.01%).

Book Depths

10BPS Depth (top of book)

Rank	Venue	Depth (1K EUR)	Change
1	XMAD	2.8	+1.7
2	AQEU	0.4	+0.2
3	CEUX	0.3	+0.1
4	TQEX	0.0	0.0

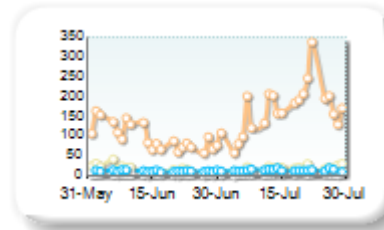
Monthly Depth Trend



50BPS Depth (deeper into book)

Rank	Venue	Depth (1K EUR)	Change
1	XMAD	168.4	+71.7
2	CEUX	16.8	+2.3
3	AQEU	12.6	+2.1
4	TQEX	4.1	+1.5

Monthly Depth Trend



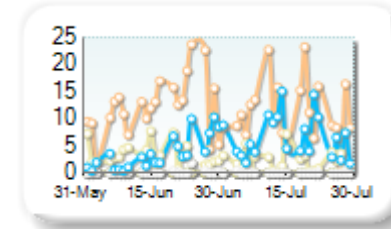
Market depth measures the amount of visible liquidity (bids and offers) in the order book within 10 or 50 BPS of mid price. The result is averaged over the stocks in the index and is based on measurements of the order book every 30 seconds. This is quoted in '000s of EUR.

Best Prices

At touch

Rank	Venue	Best Price (%)	Change
1	XMAD	11.25	-1.61
2	AQEU	6.60	+2.82
3	CEUX	2.16	-1.40
4	TQEX	0.03	-0.09
5	CHIX	0.00	+0.00
6	TRQX	0.00	+0.00
7	BATE	0.00	+0.00
8	AQXE	0.00	+0.00

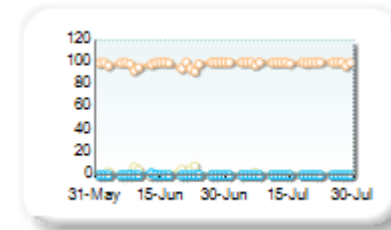
Best Prices Trend



25k EUR deal

Rank	Venue	Best Price (%)	Change
1	XMAD	99.56	+1.48
2	CEUX	0.25	-1.49
3	AQEU	0.00	-0.14
4	CHIX	0.00	+0.00
5	TRQX	0.00	+0.00
6	BATE	0.00	+0.00
7	AQXE	0.00	+0.00
8	TQEX	0.00	+0.00

Best Prices Trend

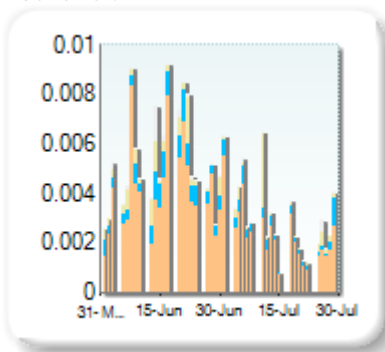


Best Price % measures how often each venue posts an absolute best price (no ties) for stocks. The result is averaged over the stocks in the index and is based on measurements of the order book every 5 seconds.

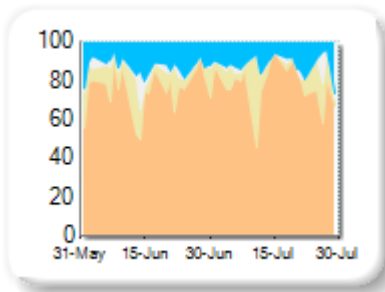
Market Share

Rank	Venue	Market Share	Change
1	XMAD	75.87%	+0.20
2	AQEU	11.68%	-0.72
3	CEUX	10.67%	+1.87
4	TQEX	1.78%	-1.35

Volume Trend



Market Share Trend



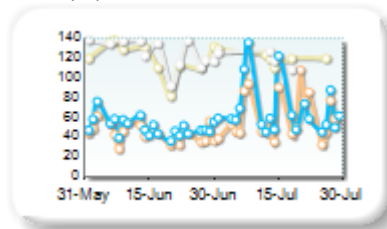
Market share is based on on-book value traded during continuous trading. The share is calculated by averaging over all stocks in the index. The current value shown is for last week and the change is relative to the previous week.

Spreads

At touch

Rank	Venue	Spread (bps)	Change
1	XMAD	60.02	+16.40
2	AQEU	67.61	+17.52
3	CEUX	173.64	+28.56
4	TQEX	186.05	+41.40

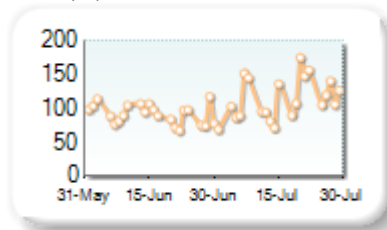
Monthly Spread Trend



25k EUR deal

Rank	Venue	Spread (bps)	Change
1	XMAD	113.31	+22.41

Monthly Spread Trend



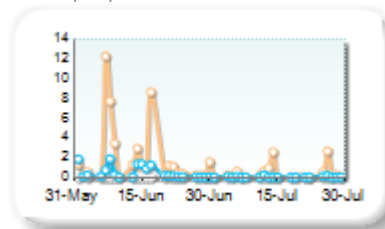
Spreads measure the bid to offer spread of the best visible orders in the book. The result is averaged over the stocks in the index and is based on measurements of the order books every 30 seconds. The value for the spread is quoted in basis points (0.01%).

Book Depths

10BPS Depth (top of book)

Rank	Venue	Depth (1K EUR)	Change
1	XMAD	0.5	-1.7
2	AQEU	0.1	-0.4
3	CEUX	0.0	+0.0

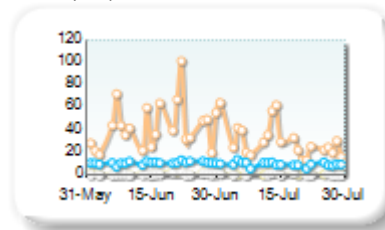
Monthly Depth Trend



50BPS Depth (deeper into book)

Rank	Venue	Depth (1K EUR)	Change
1	XMAD	30.7	-12.9
2	AQEU	9.6	-1.5
3	CEUX	1.1	-0.3
4	TQEX	0.6	-0.3

Monthly Depth Trend



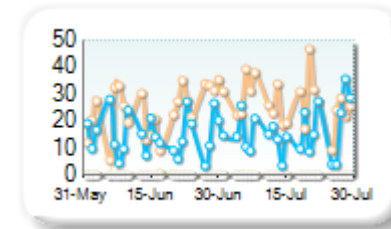
Market depth measures the amount of visible liquidity (bids and offers) in the order book within 10 or 50 BPS of mid price. The result is averaged over the stocks in the index and is based on measurements of the order book every 30 seconds. This is quoted in '000s of EUR.

Best Prices

At touch

Rank	Venue	Best Price (%)	Change
1	XMAD	27.01	+11.24
2	AQEU	16.12	+0.60
3	CEUX	0.05	-0.11
4	TQEX	0.01	0.00

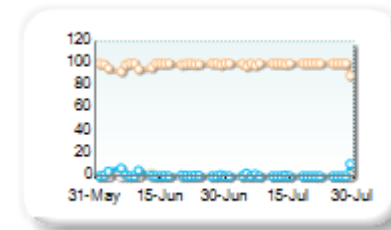
Best Prices Trend



25k EUR deal

Rank	Venue	Best Price (%)	Change
1	XMAD	99.18	+0.45
2	AQEU	0.77	-0.32
3	CEUX	0.00	-0.14
4	TQEX	0.00	+0.00

Best Prices Trend

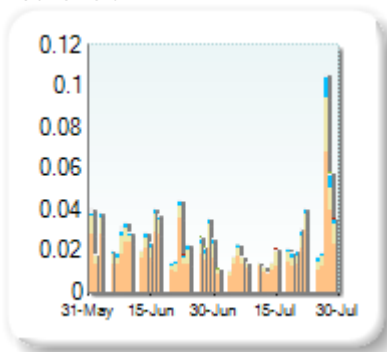


Best Price % measures how often each venue posts an absolute best price (no ties) for stocks. The result is averaged over the stocks in the index and is based on measurements of the order book every 5 seconds.

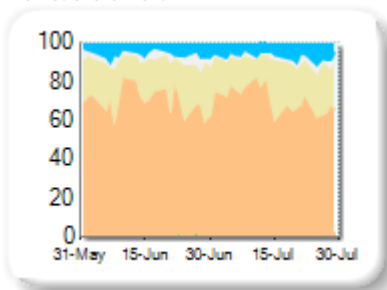
Market Share

Rank	Venue	Market Share	Change
1	XMAD	68.53%	-1.49
2	CEUX	21.24%	+0.82
3	AQEU	7.59%	+1.69
4	TQEX	2.50%	-1.02
5	TRQX	0.07%	+0.05
6	BATE	0.05%	-0.07
7	CHIX	0.03%	+0.01

Volume Trend



Market Share Trend



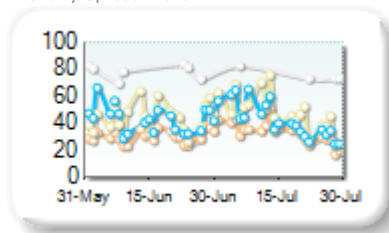
Market share is based on on-book value traded during continuous trading. The share is calculated by averaging over all stocks in the index. The current value shown is for last week and the change is relative to the previous week.

Spreads

At touch

Rank	Venue	Spread (bps)	Change
1	XMAD	33.25	+3.01
2	AQEU	42.17	-0.47
3	CEUX	47.13	+3.52
4	TQEX	96.61	+8.02

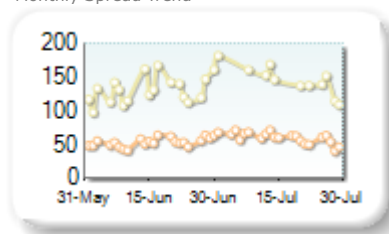
Monthly Spread Trend



25k EUR deal

Rank	Venue	Spread (bps)	Change
1	XMAD	59.87	+6.54
2	CEUX	144.78	+14.62

Monthly Spread Trend



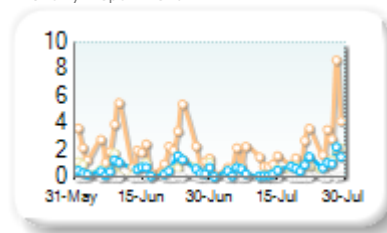
Spreads measure the bid to offer spread of the best visible orders in the book. The result is averaged over the stocks in the index and is based on measurements of the order books every 30 seconds. The value for the spread is quoted in basis points (0.01%).

Book Depths

10BPS Depth (top of book)

Rank	Venue	Depth (1K EUR)	Change
1	XMAD	2.0	-0.2
2	AQEU	0.7	+0.1
3	CEUX	0.6	0.0
4	TQEX	0.0	+0.0

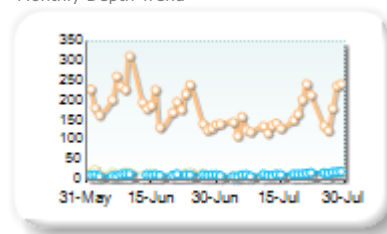
Monthly Depth Trend



50BPS Depth (deeper into book)

Rank	Venue	Depth (1K EUR)	Change
1	XMAD	159.6	-34.4
2	AQEU	12.3	+1.8
3	CEUX	9.9	-2.7
4	TQEX	2.5	-0.6

Monthly Depth Trend



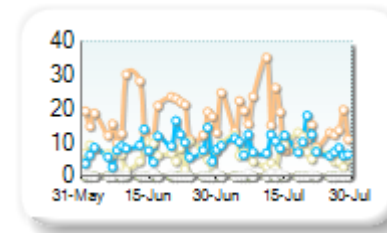
Market depth measures the amount of visible liquidity (bids and offers) in the order book within 10 or 50 BPS of mid price. The result is averaged over the stocks in the index and is based on measurements of the order book every 30 seconds. This is quoted in '000s of EUR.

Best Prices

At touch

Rank	Venue	Best Price (%)	Change
1	XMAD	16.40	-0.47
2	AQEU	9.28	+0.00
3	CEUX	6.66	+0.08
4	TQEX	0.24	+0.16
5	CHIX	0.00	+0.00
6	TRQX	0.00	+0.00
7	BATE	0.00	+0.00

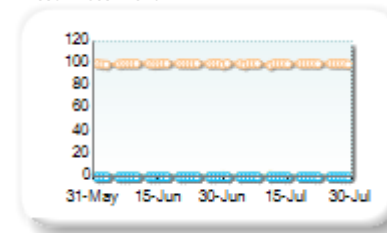
Best Prices Trend



25k EUR deal

Rank	Venue	Best Price (%)	Change
1	XMAD	99.75	-0.01
2	CEUX	0.14	-0.01
3	AQEU	0.02	+0.01
4	CHIX	0.00	+0.00
5	TRQX	0.00	+0.00
6	BATE	0.00	+0.00
7	TQEX	0.00	0.00

Best Prices Trend

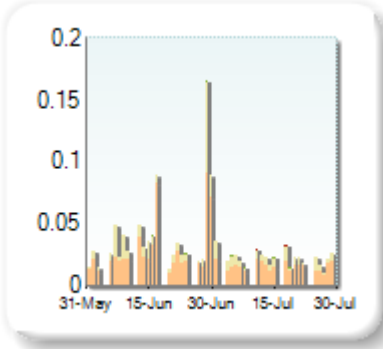


Best Price % measures how often each venue posts an absolute best price (no ties) for stocks. The result is averaged over the stocks in the index and is based on measurements of the order book every 5 seconds.

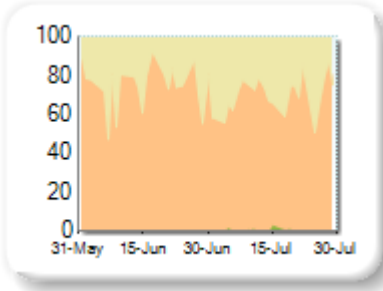
Market Share

Rank	Venue	Market Share	Change
1	XMAD	68.55%	-3.30
2	CEUX	31.06%	+2.91
3	BATE	0.32%	+0.31
4	CHIX	0.07%	+0.07

Volume Trend



Market Share Trend



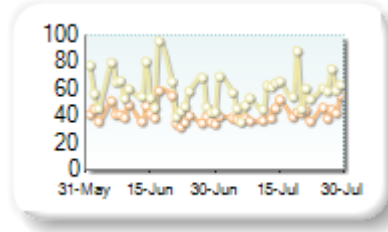
Market share is based on on-book value traded during continuous trading. The share is calculated by averaging over all stocks in the index. The current value shown is for last week and the change is relative to the previous week.

Spreads

At touch

Rank	Venue	Spread (bps)	Change
1	XMAD	41.70	+0.42
2	CEUX	58.32	-0.29

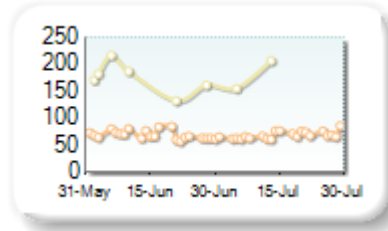
Monthly Spread Trend



25k EUR deal

Rank	Venue	Spread (bps)	Change
1	XMAD	68.58	-0.46
2	CEUX	179.92	+5.68

Monthly Spread Trend



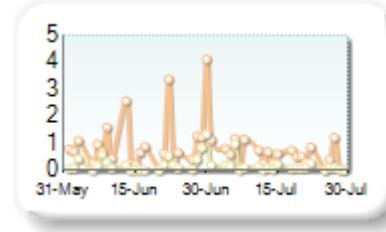
Spreads measure the bid to offer spread of the best visible orders in the book. The result is averaged over the stocks in the index and is based on measurements of the order books every 30 seconds. The value for the spread is quoted in basis points (0.01%).

Book Depths

10BPS Depth (top of book)

Rank	Venue	Depth (1K EUR)	Change
1	XMAD	0.6	-0.5
2	CEUX	0.2	-0.1

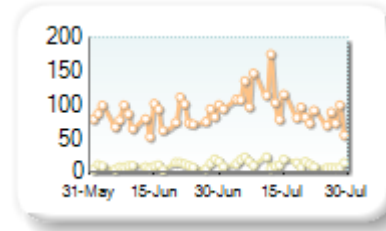
Monthly Depth Trend



50BPS Depth (deeper into book)

Rank	Venue	Depth (1K EUR)	Change
1	XMAD	98.8	+15.9
2	CEUX	12.0	+2.3

Monthly Depth Trend



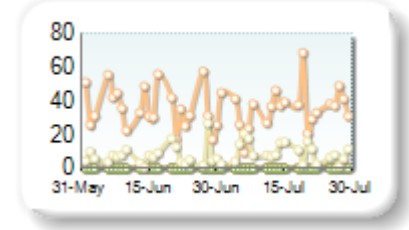
Market depth measures the amount of visible liquidity (bids and offers) in the order book within 10 or 50 BPS of mid price. The result is averaged over the stocks in the index and is based on measurements of the order book every 30 seconds. This is quoted in '000s of EUR.

Best Prices

At touch

Rank	Venue	Best Price (%)	Change
1	XMAD	35.85	-0.03
2	CEUX	9.37	+0.58
3	CHIX	0.00	+0.00
4	BATE	0.00	+0.00

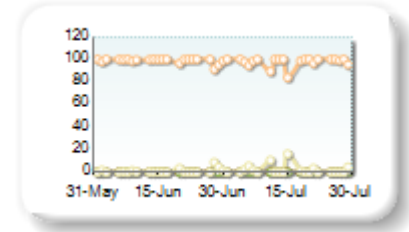
Best Prices Trend



25k EUR deal

Rank	Venue	Best Price (%)	Change
1	XMAD	97.72	-1.14
2	CEUX	2.18	+1.11
3	CHIX	0.00	+0.00
4	BATE	0.00	+0.00

Best Prices Trend

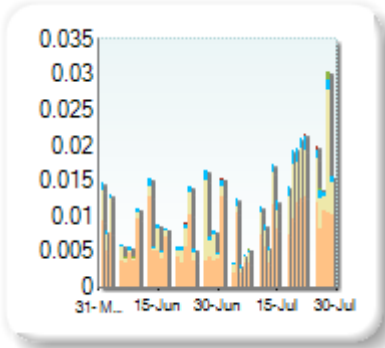


Best Price % measures how often each venue posts an absolute best price (no ties) for stocks. The result is averaged over the stocks in the index and is based on measurements of the order book every 5 seconds.

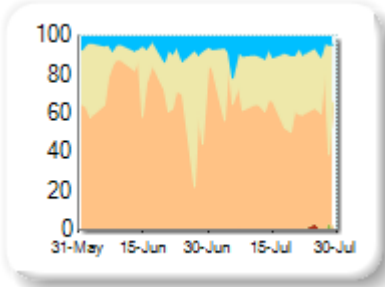
Market Share

Rank	Venue	Market Share	Change
1	XMAD	60.89%	-5.21
2	CEUX	30.28%	+3.16
3	AQEU	8.12%	+1.35
4	BATE	0.46%	+0.46
5	CHIX	0.25%	+0.25

Volume Trend



Market Share Trend



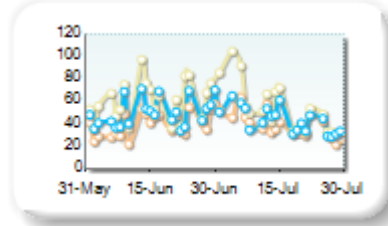
Market share is based on on-book value traded during continuous trading. The share is calculated by averaging over all stocks in the index. The current value shown is for last week and the change is relative to the previous week.

Spreads

At touch

Rank	Venue	Spread (bps)	Change
1	XMAD	40.06	-0.04
2	AQEU	43.49	-6.69
3	CEUX	55.82	-8.99

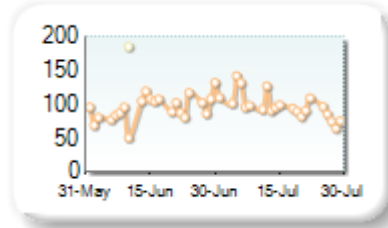
Monthly Spread Trend



25k EUR deal

Rank	Venue	Spread (bps)	Change
1	XMAD	96.87	+2.35
2	CEUX	306.28	+27.08

Monthly Spread Trend



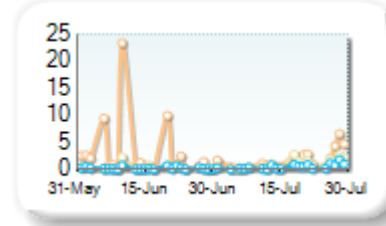
Spreads measure the bid to offer spread of the best visible orders in the book. The result is averaged over the stocks in the index and is based on measurements of the order books every 30 seconds. The value for the spread is quoted in basis points (0.01%).

Book Depths

10BPS Depth (top of book)

Rank	Venue	Depth (1K EUR)	Change
1	XMAD	1.7	-1.0
2	CEUX	0.9	+0.6
3	AQEU	0.5	+0.3

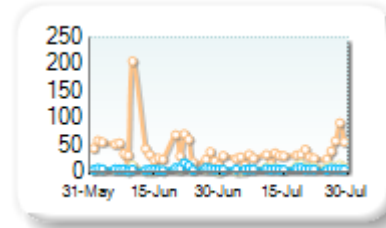
Monthly Depth Trend



50BPS Depth (deeper into book)

Rank	Venue	Depth (1K EUR)	Change
1	XMAD	34.8	-11.8
2	CEUX	8.0	+2.9
3	AQEU	5.9	-0.4

Monthly Depth Trend



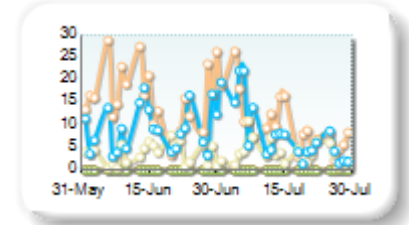
Market depth measures the amount of visible liquidity (bids and offers) in the order book within 10 or 50 BPS of mid price. The result is averaged over the stocks in the index and is based on measurements of the order book every 30 seconds. This is quoted in '000s of EUR.

Best Prices

At touch

Rank	Venue	Best Price (%)	Change
1	XMAD	10.29	-2.53
2	AQEU	8.02	+0.74
3	CEUX	3.85	+0.27
4	CHIX	0.00	+0.00
5	BATE	0.00	+0.00


Best Prices Trend



25k EUR deal

Rank	Venue	Best Price (%)	Change
1	XMAD	99.08	-0.63
2	CEUX	0.82	+0.71
3	AQEU	0.01	-0.04
4	CHIX	0.00	+0.00
5	BATE	0.00	+0.00

Best Prices Trend

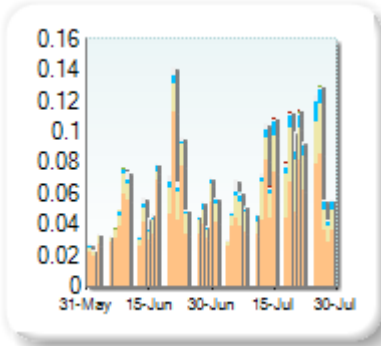


Best Price % measures how often each venue posts an absolute best price (no ties) for stocks. The result is averaged over the stocks in the index and is based on measurements of the order book every 5 seconds.

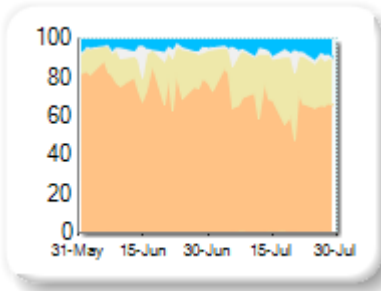
Market Share

Rank	Venue	Market Share	Change
1	XMAD	65.82%	-10.84
2	CEUX	24.05%	+8.37
3	AQEU	6.43%	+2.12
4	TQEX	3.44%	+0.09
5	BATE	0.11%	+0.11
6	TRQX	0.10%	+0.10
7	CHIX	0.04%	+0.04

Volume Trend



Market Share Trend



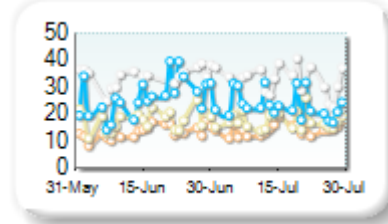
Market share is based on on-book value traded during continuous trading. The share is calculated by averaging over all stocks in the index. The current value shown is for last week and the change is relative to the previous week.

Spreads

At touch

Rank	Venue	Spread (bps)	Change
1	XMAD	14.41	+0.99
2	CEUX	17.60	-0.30
3	AQEU	23.50	-2.90
4	TQEX	36.19	-0.43

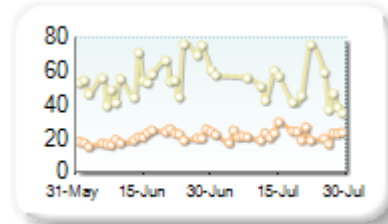
Monthly Spread Trend



25k EUR deal

Rank	Venue	Spread (bps)	Change
1	XMAD	22.05	+1.58
2	CEUX	61.04	+3.77
3	TQEX	126.82	+24.42
4	AQEU	298.01	n/a

Monthly Spread Trend



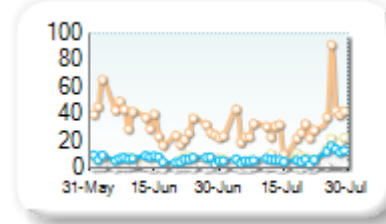
Spreads measure the bid to offer spread of the best visible orders in the book. The result is averaged over the stocks in the index and is based on measurements of the order books every 30 seconds. The value for the spread is quoted in basis points (0.01%).

Book Depths

10BPS Depth (top of book)

Rank	Venue	Depth (1K EUR)	Change
1	XMAD	32.3	-1.2
2	CEUX	9.4	+3.2
3	AQEU	7.5	+0.5
4	TQEX	1.5	+0.6

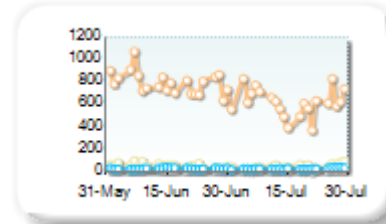
Monthly Depth Trend



50BPS Depth (deeper into book)

Rank	Venue	Depth (1K EUR)	Change
1	XMAD	618.2	-172.1
2	CEUX	51.3	-8.5
3	AQEU	30.5	-0.9
4	TQEX	18.5	-4.8

Monthly Depth Trend



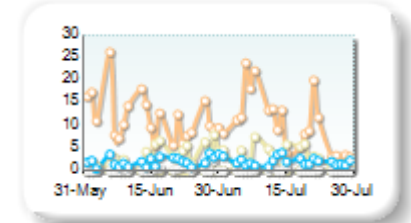
Market depth measures the amount of visible liquidity (bids and offers) in the order book within 10 or 50 BPS of mid price. The result is averaged over the stocks in the index and is based on measurements of the order book every 30 seconds. This is quoted in '000s of EUR.

Best Prices

At touch

Rank	Venue	Best Price (%)	Change
1	XMAD	10.36	-6.53
2	CEUX	3.06	-0.82
3	AQEU	2.09	-0.35
4	TQEX	0.13	-0.28
5	CHIX	0.00	+0.00
6	TRQX	0.00	+0.00
7	BATE	0.00	+0.00
8	AQXE	0.00	+0.00

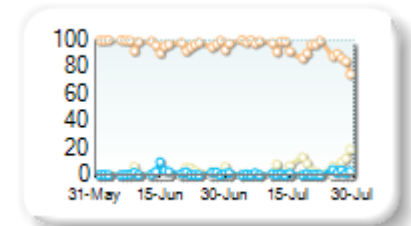
Best Prices Trend



25k EUR deal

Rank	Venue	Best Price (%)	Change
1	XMAD	93.35	-3.26
2	CEUX	4.77	+3.00
3	AQEU	1.17	-0.36
4	TQEX	0.01	+0.00
5	CHIX	0.00	+0.00
6	TRQX	0.00	+0.00
7	BATE	0.00	+0.00
8	AQXE	0.00	+0.00

Best Prices Trend

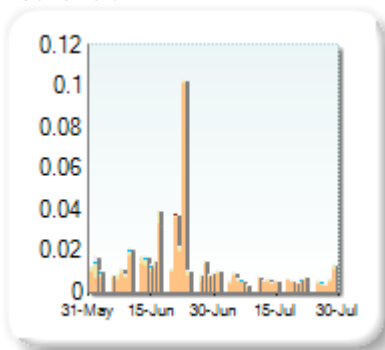


Best Price % measures how often each venue posts an absolute best price (no ties) for stocks. The result is averaged over the stocks in the index and is based on measurements of the order book every 5 seconds.

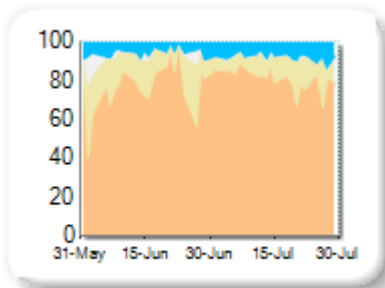
Market Share

Rank	Venue	Market Share	Change
1	XMAD	80.72%	-2.30
2	CEUX	11.00%	-0.36
3	AQEU	7.71%	+3.64
4	TQEX	0.57%	-0.98

Volume Trend



Market Share Trend



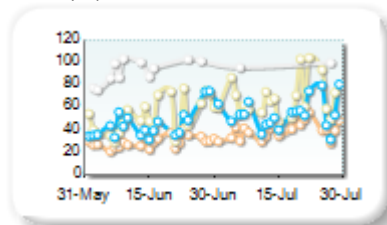
Market share is based on on-book value traded during continuous trading. The share is calculated by averaging over all stocks in the index. The current value shown is for last week and the change is relative to the previous week.

Spreads

At touch

Rank	Venue	Spread (bps)	Change
1	XMAD	40.19	+10.55
2	AQEU	54.48	+9.62
3	CEUX	71.07	+19.12
4	TQEX	128.48	+24.55

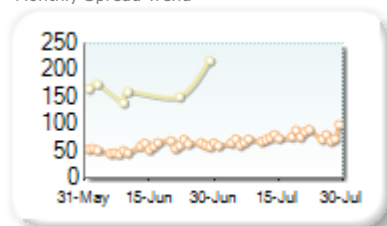
Monthly Spread Trend



25k EUR deal

Rank	Venue	Spread (bps)	Change
1	XMAD	75.00	+17.33
2	CEUX	257.74	+46.16

Monthly Spread Trend



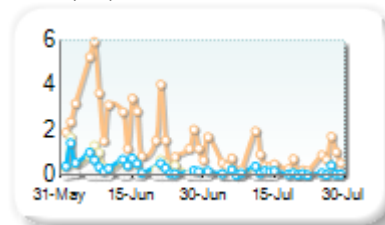
Spreads measure the bid to offer spread of the best visible orders in the book. The result is averaged over the stocks in the index and is based on measurements of the order books every 30 seconds. The value for the spread is quoted in basis points (0.01%).

Book Depths

10BPS Depth (top of book)

Rank	Venue	Depth (1K EUR)	Change
1	XMAD	0.7	-1.7
2	AQEU	0.1	-0.3
3	CEUX	0.1	-0.4
4	TQEX	0.0	0.0

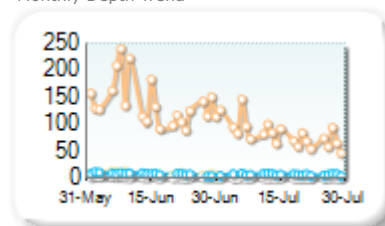
Monthly Depth Trend



50BPS Depth (deeper into book)

Rank	Venue	Depth (1K EUR)	Change
1	XMAD	81.3	-57.3
2	AQEU	6.9	-0.7
3	CEUX	4.2	-3.7
4	TQEX	0.8	-1.3

Monthly Depth Trend



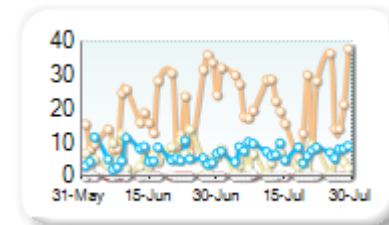
Market depth measures the amount of visible liquidity (bids and offers) in the order book within 10 or 50 BPS of mid price. The result is averaged over the stocks in the index and is based on measurements of the order book every 30 seconds. This is quoted in '000s of EUR.

Best Prices

At touch

Rank	Venue	Best Price (%)	Change
1	XMAD	22.26	+2.96
2	AQEU	7.36	+1.94
3	CEUX	4.69	-2.17
4	TQEX	0.09	-0.06
5	CHIX	0.00	+0.00

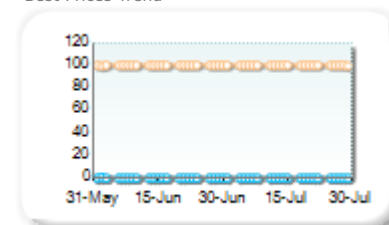
Best Prices Trend



25k EUR deal

Rank	Venue	Best Price (%)	Change
1	XMAD	99.93	+0.01
2	CEUX	0.03	+0.02
3	CHIX	0.00	+0.00
4	TQEX	0.00	+0.00
5	AQEU	0.00	-0.03

Best Prices Trend

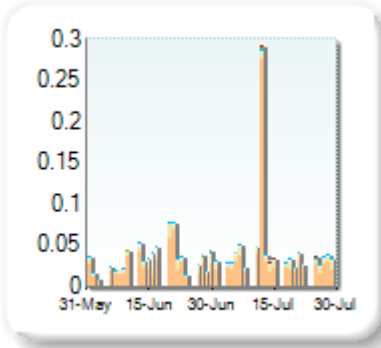


Best Price % measures how often each venue posts an absolute best price (no ties) for stocks. The result is averaged over the stocks in the index and is based on measurements of the order book every 5 seconds.

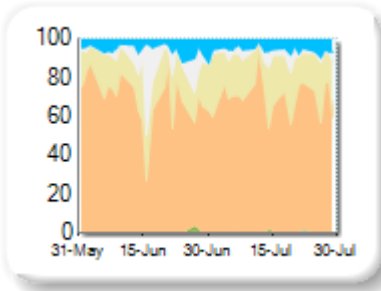
Market Share

Rank	Venue	Market Share	Change
1	XMAD	76.54%	+7.30
2	CEUX	15.69%	-1.48
3	AQEU	4.71%	-0.57
4	TQEX	2.61%	-5.44
5	BATE	0.19%	+0.02
6	CHIX	0.14%	+0.10
7	TRQX	0.11%	+0.06

Volume Trend



Market Share Trend



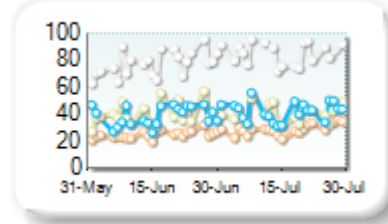
Market share is based on on-book value traded during continuous trading. The share is calculated by averaging over all stocks in the index. The current value shown is for last week and the change is relative to the previous week.

Spreads

At touch

Rank	Venue	Spread (bps)	Change
1	XMAD	29.25	+4.29
2	CEUX	40.69	+1.40
3	AQEU	41.93	+3.12
4	TQEX	87.14	+9.86

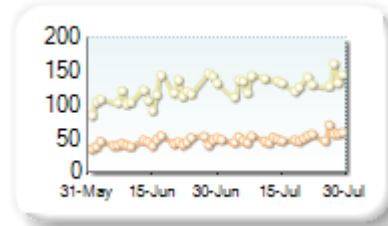
Monthly Spread Trend



25k EUR deal

Rank	Venue	Spread (bps)	Change
1	XMAD	50.99	+6.89
2	CEUX	132.98	+16.88

Monthly Spread Trend



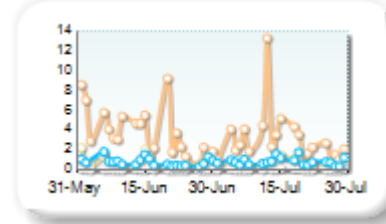
Spreads measure the bid to offer spread of the best visible orders in the book. The result is averaged over the stocks in the index and is based on measurements of the order books every 30 seconds. The value for the spread is quoted in basis points (0.01%).

Book Depths

10BPS Depth (top of book)

Rank	Venue	Depth (1K EUR)	Change
1	XMAD	3.1	-0.6
2	AQEU	0.8	+0.1
3	CEUX	0.6	0.0
4	TQEX	0.0	+0.0

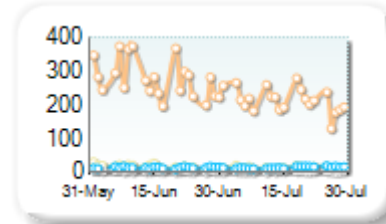
Monthly Depth Trend



50BPS Depth (deeper into book)

Rank	Venue	Depth (1K EUR)	Change
1	XMAD	213.2	-63.2
2	AQEU	14.1	+0.7
3	CEUX	13.6	-3.5
4	TQEX	3.6	-1.1

Monthly Depth Trend



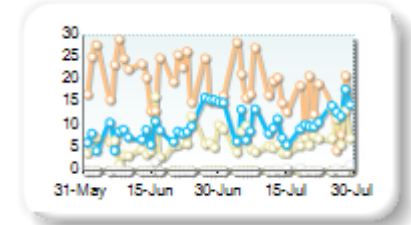
Market depth measures the amount of visible liquidity (bids and offers) in the order book within 10 or 50 BPS of mid price. The result is averaged over the stocks in the index and is based on measurements of the order book every 30 seconds. This is quoted in '000s of EUR.

Best Prices

At touch

Rank	Venue	Best Price (%)	Change
1	XMAD	16.90	-1.20
2	AQEU	10.90	+3.37
3	CEUX	6.93	-0.11
4	TQEX	0.22	+0.16
5	CHIX	0.00	+0.00
6	TRQX	0.00	+0.00
7	BATE	0.00	+0.00
8	AQXE	0.00	+0.00

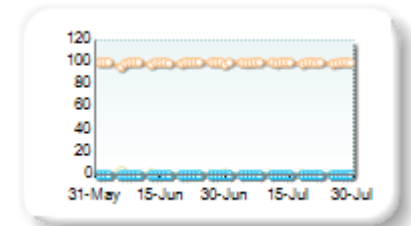
Best Prices Trend



25k EUR deal

Rank	Venue	Best Price (%)	Change
1	XMAD	99.61	+0.19
2	CEUX	0.19	-0.32
3	AQEU	0.05	+0.05
4	CHIX	0.00	+0.00
5	TRQX	0.00	+0.00
6	BATE	0.00	+0.00
7	AQXE	0.00	+0.00
8	TQEX	0.00	+0.00

Best Prices Trend

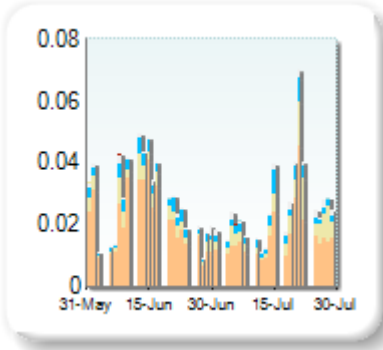


Best Price % measures how often each venue posts an absolute best price (no ties) for stocks. The result is averaged over the stocks in the index and is based on measurements of the order book every 5 seconds.

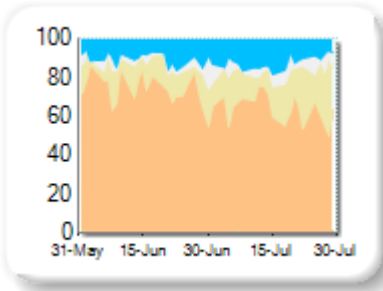
Market Share

Rank	Venue	Market Share	Change
1	XMAD	62.67%	-11.34
2	CEUX	20.59%	+8.32
3	AQEU	11.78%	+1.75
4	TQEX	4.87%	+1.35
5	CHIX	0.05%	+0.02
6	TRQX	0.03%	-0.01
7	BATE	0.00%	-0.05

Volume Trend



Market Share Trend



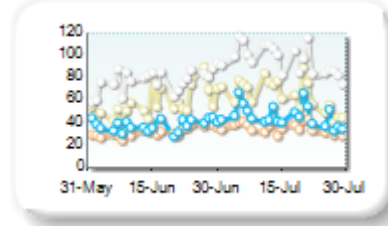
Market share is based on on-book value traded during continuous trading. The share is calculated by averaging over all stocks in the index. The current value shown is for last week and the change is relative to the previous week.

Spreads

At touch

Rank	Venue	Spread (bps)	Change
1	XMAD	36.11	+3.59
2	AQEU	46.82	+8.47
3	CEUX	65.10	+7.80
4	TQEX	96.54	+18.63

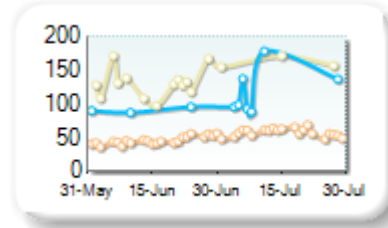
Monthly Spread Trend



25k EUR deal

Rank	Venue	Spread (bps)	Change
1	XMAD	57.36	+11.66
2	AQEU	117.42	+27.15
3	CEUX	219.39	+60.19

Monthly Spread Trend



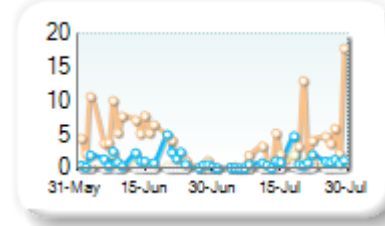
Spreads measure the bid to offer spread of the best visible orders in the book. The result is averaged over the stocks in the index and is based on measurements of the order books every 30 seconds. The value for the spread is quoted in basis points (0.01%).

Book Depths

10BPS Depth (top of book)

Rank	Venue	Depth (1K EUR)	Change
1	XMAD	3.4	-0.9
2	AQEU	0.9	-0.4
3	CEUX	0.4	+0.1
4	TQEX	0.1	+0.0

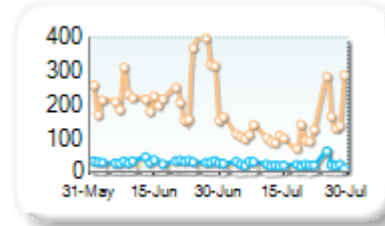
Monthly Depth Trend



50BPS Depth (deeper into book)

Rank	Venue	Depth (1K EUR)	Change
1	XMAD	130.7	-102.8
2	AQEU	24.1	-7.0
3	CEUX	13.1	-3.4
4	TQEX	3.3	-3.6

Monthly Depth Trend



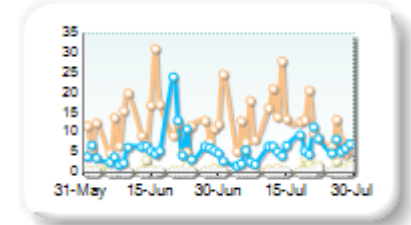
Market depth measures the amount of visible liquidity (bids and offers) in the order book within 10 or 50 BPS of mid price. The result is averaged over the stocks in the index and is based on measurements of the order book every 30 seconds. This is quoted in '000s of EUR.

Best Prices

At touch

Rank	Venue	Best Price (%)	Change
1	XMAD	12.94	+0.76
2	AQEU	5.49	-0.97
3	CEUX	0.84	+0.17
4	TQEX	0.07	+0.07
5	CHIX	0.00	+0.00
6	TRQX	0.00	+0.00
7	BATE	0.00	+0.00
8	AQXE	0.00	+0.00

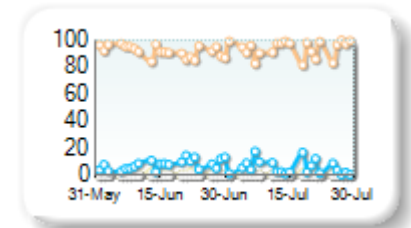
Best Prices Trend



25k EUR deal

Rank	Venue	Best Price (%)	Change
1	XMAD	93.43	+1.98
2	AQEU	5.74	-2.10
3	CEUX	0.25	-0.18
4	TQEX	0.00	0.00
5	CHIX	0.00	+0.00
6	TRQX	0.00	+0.00
7	BATE	0.00	+0.00
8	AQXE	0.00	+0.00

Best Prices Trend

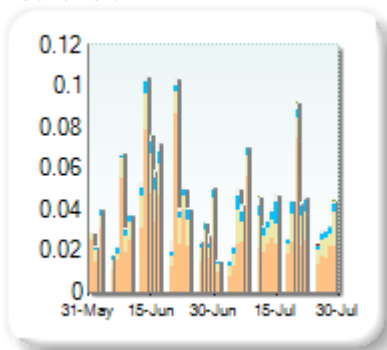


Best Price % measures how often each venue posts an absolute best price (no ties) for stocks. The result is averaged over the stocks in the index and is based on measurements of the order book every 5 seconds.

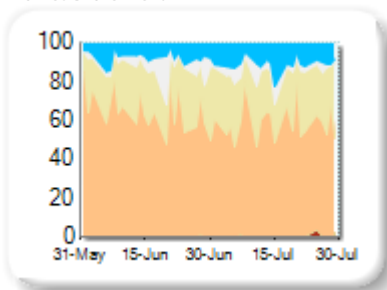
Market Share

Rank	Venue	Market Share	Change
1	XMAD	60.25%	-7.19
2	CEUX	24.54%	+3.28
3	AQEU	10.70%	+3.88
4	TQEX	4.24%	-0.17
5	TRQX	0.15%	+0.09
6	CHIX	0.09%	+0.09
7	BATE	0.02%	+0.01

Volume Trend



Market Share Trend

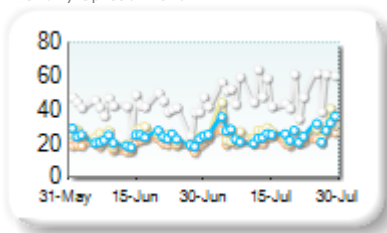


Spreads

At touch

Rank	Venue	Spread (bps)	Change
1	XMAD	22.46	+3.03
2	AQEU	25.96	+3.13
3	CEUX	26.92	+2.82
4	TQEX	52.01	+10.52

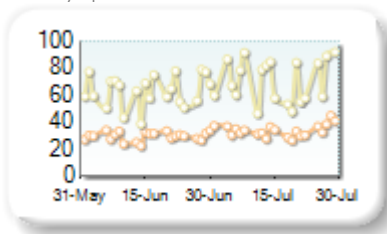
Monthly Spread Trend



25k EUR deal

Rank	Venue	Spread (bps)	Change
1	XMAD	33.76	+4.14
2	CEUX	72.73	+9.73

Monthly Spread Trend

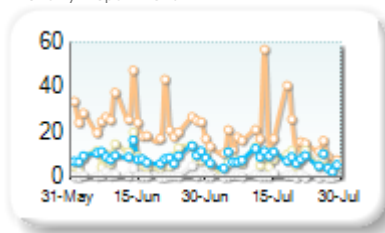


Book Depths

10BPS Depth (top of book)

Rank	Venue	Depth (1K EUR)	Change
1	XMAD	17.7	-8.1
2	AQEU	7.8	-1.4
3	CEUX	6.9	-1.8
4	TQEX	0.7	-0.4

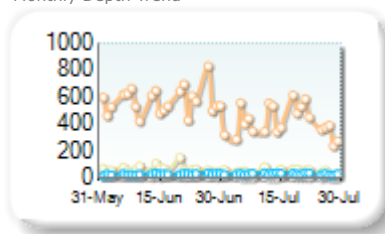
Monthly Depth Trend



50BPS Depth (deeper into book)

Rank	Venue	Depth (1K EUR)	Change
1	XMAD	419.1	-150.9
2	CEUX	48.1	-17.8
3	AQEU	31.4	+1.9
4	TQEX	10.4	-6.7

Monthly Depth Trend

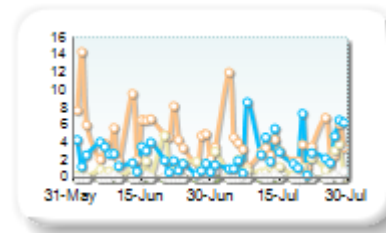


Best Prices

At touch

Rank	Venue	Best Price (%)	Change
1	XMAD	3.81	-1.88
2	AQEU	3.24	+0.98
3	CEUX	1.22	+0.50
4	TQEX	0.14	+0.05
5	CHIX	0.00	+0.00
6	TRQX	0.00	+0.00
7	BATE	0.00	+0.00

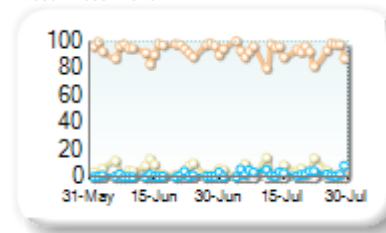
Best Prices Trend



25k EUR deal

Rank	Venue	Best Price (%)	Change
1	XMAD	92.80	-1.23
2	CEUX	4.15	-0.68
3	AQEU	2.74	+1.82
4	TQEX	0.04	+0.03
5	CHIX	0.00	+0.00
6	TRQX	0.00	+0.00
7	BATE	0.00	+0.00

Best Prices Trend



Market share is based on on-book value traded during continuous trading. The share is calculated by averaging over all stocks in the index. The current value shown is for last week and the change is relative to the previous week.

Spreads measure the bid to offer spread of the best visible orders in the book. The result is averaged over the stocks in the index and is based on measurements of the order books every 30 seconds. The value for the spread is quoted in basis points (0.01%).

Market depth measures the amount of visible liquidity (bids and offers) in the order book within 10 or 50 BPS of mid price. The result is averaged over the stocks in the index and is based on measurements of the order book every 30 seconds. This is quoted in '000s of EUR.

Best Price % measures how often each venue posts an absolute best price (no ties) for stocks. The result is averaged over the stocks in the index and is based on measurements of the order book every 5 seconds.