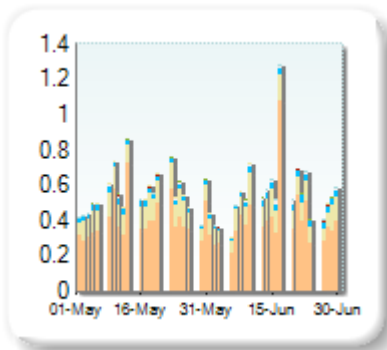


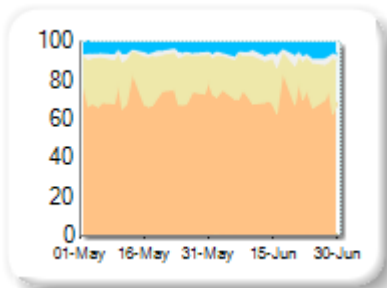
Market Share

Rank	Venue	Market Share	Change
1	XMAD	71.61%	+0.42
2	CEUX	19.72%	-1.62
3	AQEU	5.67%	+0.66
4	TQEX	2.76%	+0.54
5	CHIX	0.11%	0.00
6	BATE	0.10%	+0.00
7	TRQX	0.03%	+0.00
8	AQXE	0.00%	0.00

Volume Trend



Market Share Trend



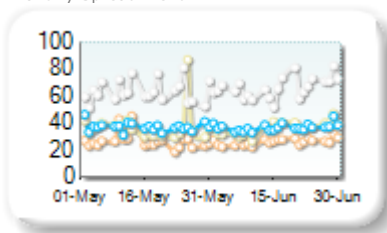
Market share is based on on-book value traded during continuous trading. The share is calculated by averaging over all stocks in the index. The current value shown is for last week and the change is relative to the previous week.

Spreads

At touch

Rank	Venue	Spread (bps)	Change
1	XMAD	26.39	-0.54
2	CEUX	36.37	-1.11
3	AQEU	36.80	-0.34
4	TQEX	66.20	+2.48

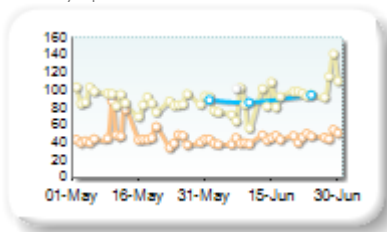
Monthly Spread Trend



25k EUR deal

Rank	Venue	Spread (bps)	Change
1	XMAD	45.15	-2.94
2	CEUX	92.95	+3.87
3	TQEX	102.40	n/a
4	AQEU	132.64	-147.47

Monthly Spread Trend



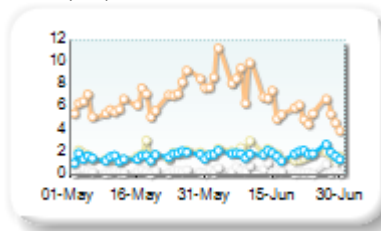
Spreads measure the bid to offer spread of the best visible orders in the book. The result is averaged over the stocks in the index and is based on measurements of the order books every 30 seconds. The value for the spread is quoted in basis points (0.01%).

Book Depths

10BPS Depth (top of book)

Rank	Venue	Depth (1K EUR)	Change
1	XMAD	6.8	+0.1
2	AQEU	1.9	+0.3
3	CEUX	1.9	+0.2
4	CHIX	0.9	+0.2
5	BATE	0.8	+0.0
6	TQEX	0.4	+0.1

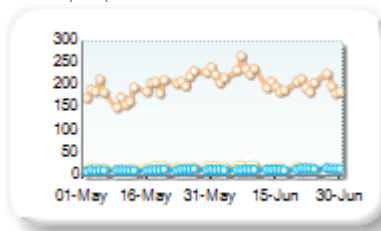
Monthly Depth Trend



50BPS Depth (deeper into book)

Rank	Venue	Depth (1K EUR)	Change
1	XMAD	211.4	+13.7
2	CEUX	19.8	-0.2
3	AQEU	15.5	+1.7
4	BATE	9.3	+0.7
5	TQEX	6.2	+0.5
6	CHIX	5.0	+1.9

Monthly Depth Trend



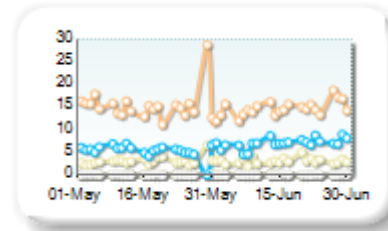
Market depth measures the amount of visible liquidity (bids and offers) in the order book within 10 or 50 BPS of mid price. The result is averaged over the stocks in the index and is based on measurements of the order book every 30 seconds. This is quoted in '000s of EUR.

Best Prices

At touch

Rank	Venue	Best Price (%)	Change
1	XMAD	14.65	+0.94
2	AQEU	7.01	+1.20
3	CEUX	3.11	+0.23
4	TQEX	0.11	+0.01
5	CHIX	0.00	-0.02
6	BATE	0.00	0.00
7	TRQX	0.00	+0.00
8	AQXE	0.00	+0.00

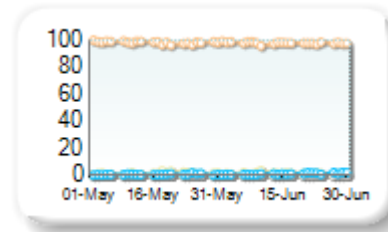
Best Prices Trend



25k EUR deal

Rank	Venue	Best Price (%)	Change
1	XMAD	97.60	-0.38
2	CEUX	1.28	-0.08
3	AQEU	1.05	+0.44
4	TQEX	0.00	0.00
5	CHIX	0.00	+0.00
6	TRQX	0.00	+0.00
7	BATE	0.00	+0.00
8	AQXE	0.00	+0.00

Best Prices Trend

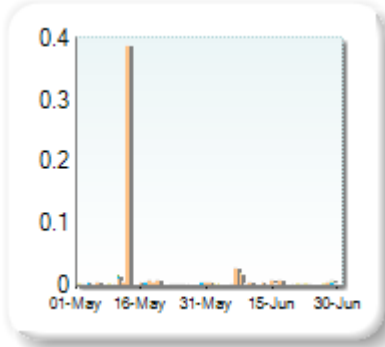


Best Price % measures how often each venue posts an absolute best price (no ties) for stocks. The result is averaged over the stocks in the index and is based on measurements of the order book every 5 seconds.

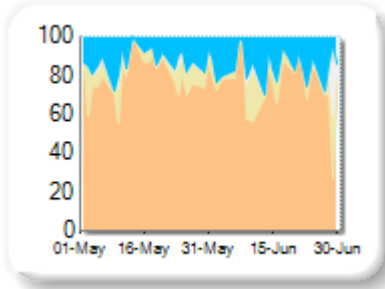
Market Share

Rank	Venue	Market Share	Change
1	XMAD	78.92%	-16.84
2	AQEU	10.19%	+7.73
3	CEUX	7.76%	+6.23
4	TQEX	3.13%	+2.90

Volume Trend



Market Share Trend



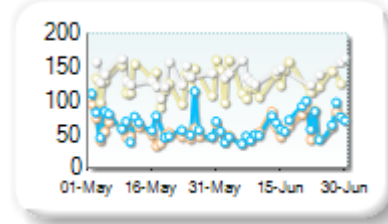
Market share is based on on-book value traded during continuous trading. The share is calculated by averaging over all stocks in the index. The current value shown is for last week and the change is relative to the previous week.

Spreads

At touch

Rank	Venue	Spread (bps)	Change
1	XMAD	59.43	+5.17
2	AQEU	62.22	-4.12
3	CEUX	145.06	+7.27
4	TQEX	164.16	+7.21

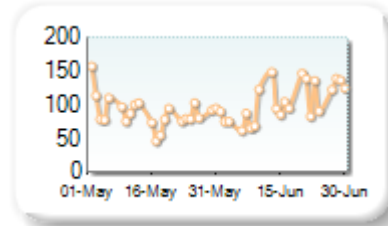
Monthly Spread Trend



25k EUR deal

Rank	Venue	Spread (bps)	Change
1	XMAD	103.62	+15.32
2	CEUX	327.72	-74.06

Monthly Spread Trend



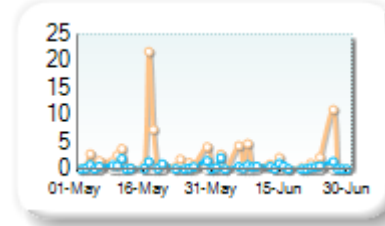
Spreads measure the bid to offer spread of the best visible orders in the book. The result is averaged over the stocks in the index and is based on measurements of the order books every 30 seconds. The value for the spread is quoted in basis points (0.01%).

Book Depths

10BPS Depth (top of book)

Rank	Venue	Depth (1K EUR)	Change
1	XMAD	1.7	-0.9
2	AQEU	0.5	-0.1
3	CEUX	0.1	0.0

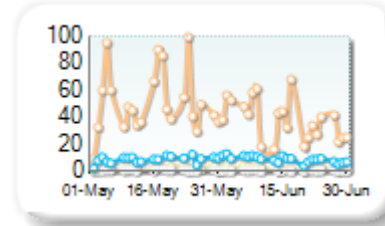
Monthly Depth Trend



50BPS Depth (deeper into book)

Rank	Venue	Depth (1K EUR)	Change
1	XMAD	37.9	-13.4
2	AQEU	8.9	+0.1
3	CEUX	1.5	-0.8
4	TQEX	0.4	-0.4

Monthly Depth Trend



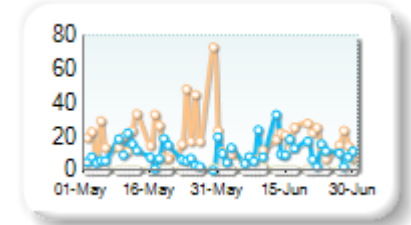
Market depth measures the amount of visible liquidity (bids and offers) in the order book within 10 or 50 BPS of mid price. The result is averaged over the stocks in the index and is based on measurements of the order book every 30 seconds. This is quoted in '000s of EUR.

Best Prices

At touch

Rank	Venue	Best Price (%)	Change
1	XMAD	14.25	-7.01
2	AQEU	11.03	+1.94
3	CEUX	0.41	+0.17
4	TQEX	0.02	+0.05
5	BATE	0.00	+0.00

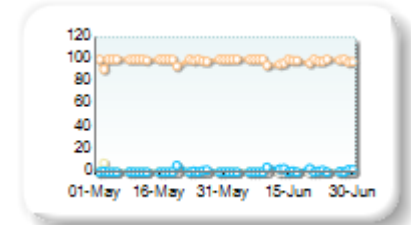
Best Prices Trend



25k EUR deal

Rank	Venue	Best Price (%)	Change
1	XMAD	98.71	-0.32
2	AQEU	1.04	+0.51
3	CEUX	0.04	-0.32
4	BATE	0.00	+0.00
5	TQEX	0.00	+0.00

Best Prices Trend

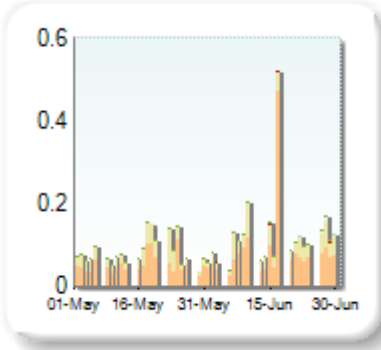


Best Price % measures how often each venue posts an absolute best price (no ties) for stocks. The result is averaged over the stocks in the index and is based on measurements of the order book every 5 seconds.

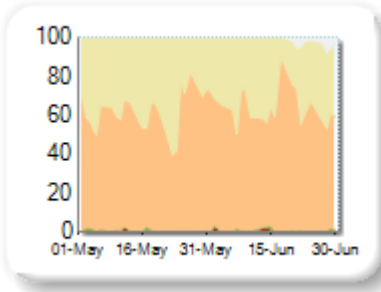
Market Share

Rank	Venue	Market Share	Change
1	XMAD	66.74%	+5.99
2	CEUX	30.77%	-7.56
3	TQEX	1.58%	+1.58
4	CHIX	0.58%	+0.04
5	BATE	0.33%	-0.04
6	TRQX	0.01%	+0.01

Volume Trend



Market Share Trend



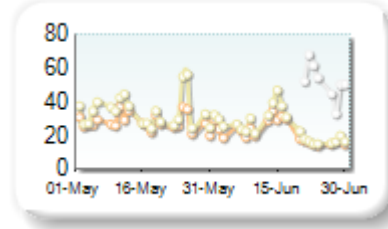
Market share is based on on-book value traded during continuous trading. The share is calculated by averaging over all stocks in the index. The current value shown is for last week and the change is relative to the previous week.

Spreads

At touch

Rank	Venue	Spread (bps)	Change
1	XMAD	21.67	-6.24
2	CEUX	25.15	-8.93
3	TQEX	53.70	n/a

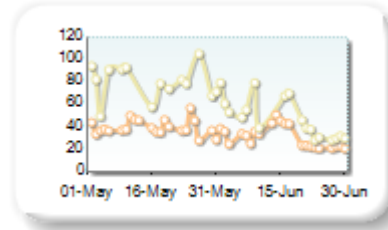
Monthly Spread Trend



25k EUR deal

Rank	Venue	Spread (bps)	Change
1	XMAD	31.41	-8.44
2	CEUX	52.45	-27.23
3	TQEX	349.53	n/a

Monthly Spread Trend



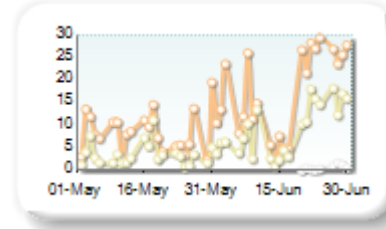
Spreads measure the bid to offer spread of the best visible orders in the book. The result is averaged over the stocks in the index and is based on measurements of the order books every 30 seconds. The value for the spread is quoted in basis points (0.01%).

Book Depths

10BPS Depth (top of book)

Rank	Venue	Depth (1K EUR)	Change
1	XMAD	17.3	+8.8
2	CEUX	9.0	+5.6
3	BATE	0.8	+0.0
4	CHIX	0.7	+0.2
5	TQEX	0.7	+0.0

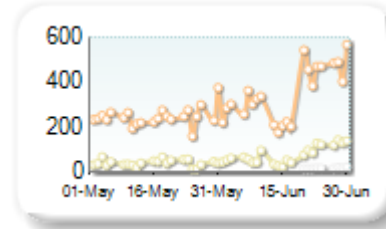
Monthly Depth Trend



50BPS Depth (deeper into book)

Rank	Venue	Depth (1K EUR)	Change
1	XMAD	348.2	+102.4
2	CEUX	77.7	+36.4
3	TQEX	18.5	+0.0
4	BATE	6.2	+0.7
5	CHIX	3.4	+2.0

Monthly Depth Trend



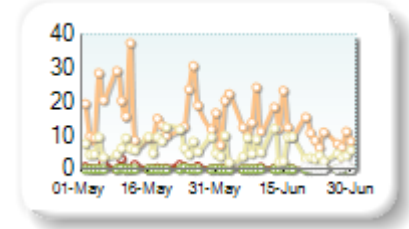
Market depth measures the amount of visible liquidity (bids and offers) in the order book within 10 or 50 BPS of mid price. The result is averaged over the stocks in the index and is based on measurements of the order book every 30 seconds. This is quoted in '000s of EUR.

Best Prices

At touch

Rank	Venue	Best Price (%)	Change
1	XMAD	12.83	-5.28
2	CEUX	5.33	-1.33
3	TQEX	0.40	+0.00
4	CHIX	0.15	-0.42
5	BATE	0.03	-0.05
6	TRQX	0.00	+0.00

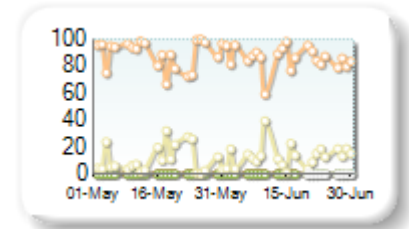
Best Prices Trend



25k EUR deal

Rank	Venue	Best Price (%)	Change
1	XMAD	85.62	-3.30
2	CEUX	13.57	+2.83
3	TQEX	0.03	+0.00
4	CHIX	0.00	+0.00
5	TRQX	0.00	+0.00
6	BATE	0.00	+0.00

Best Prices Trend

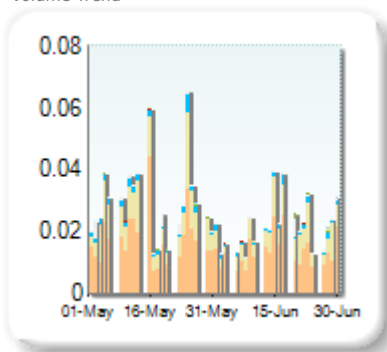


Best Price % measures how often each venue posts an absolute best price (no ties) for stocks. The result is averaged over the stocks in the index and is based on measurements of the order book every 5 seconds.

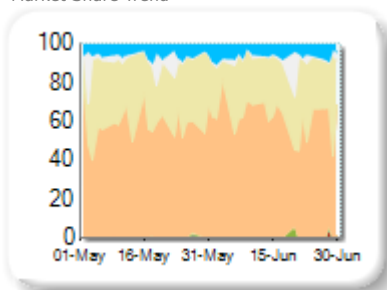
Market Share

Rank	Venue	Market Share	Change
1	XMAD	60.51%	+1.76
2	CEUX	29.76%	-1.75
3	AQEU	6.00%	+0.22
4	TQEX	3.10%	-0.65
5	BATE	0.39%	+0.31
6	CHIX	0.17%	+0.07
7	TRQX	0.05%	+0.05
8	AQXE	0.02%	-0.01

Volume Trend



Market Share Trend



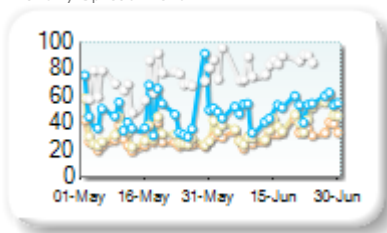
Market share is based on on-book value traded during continuous trading. The share is calculated by averaging over all stocks in the index. The current value shown is for last week and the change is relative to the previous week.

Spreads

At touch

Rank	Venue	Spread (bps)	Change
1	XMAD	32.05	+5.09
2	CEUX	38.99	+7.58
3	AQEU	50.68	+3.47
4	TQEX	90.82	+16.60

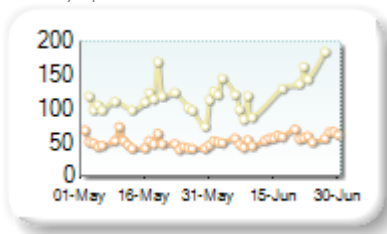
Monthly Spread Trend



25k EUR deal

Rank	Venue	Spread (bps)	Change
1	XMAD	55.52	+6.49
2	CEUX	147.09	+28.34

Monthly Spread Trend



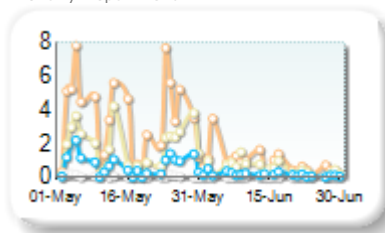
Spreads measure the bid to offer spread of the best visible orders in the book. The result is averaged over the stocks in the index and is based on measurements of the order books every 30 seconds. The value for the spread is quoted in basis points (0.01%).

Book Depths

10BPS Depth (top of book)

Rank	Venue	Depth (1K EUR)	Change
1	XMAD	0.8	-2.6
2	CEUX	0.5	-1.2
3	AQEU	0.2	-0.6
4	TQEX	0.0	-0.1

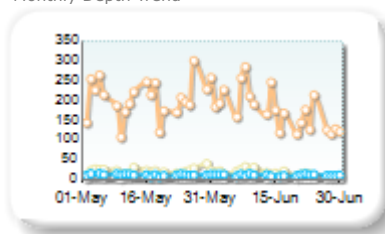
Monthly Depth Trend



50BPS Depth (deeper into book)

Rank	Venue	Depth (1K EUR)	Change
1	XMAD	174.5	-31.4
2	CEUX	15.6	-4.9
3	AQEU	10.1	-0.6
4	TQEX	3.4	-1.8

Monthly Depth Trend



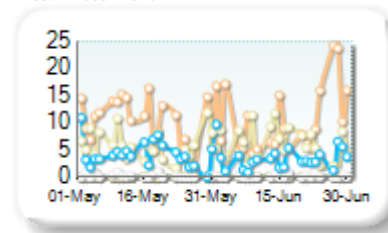
Market depth measures the amount of visible liquidity (bids and offers) in the order book within 10 or 50 BPS of mid price. The result is averaged over the stocks in the index and is based on measurements of the order book every 30 seconds. This is quoted in '000s of EUR.

Best Prices

At touch

Rank	Venue	Best Price (%)	Change
1	XMAD	10.49	+3.20
2	CEUX	6.16	0.00
3	AQEU	3.43	-0.63
4	TQEX	0.18	-0.02
5	CHIX	0.00	+0.00
6	TRQX	0.00	+0.00
7	BATE	0.00	+0.00
8	AQXE	0.00	+0.00

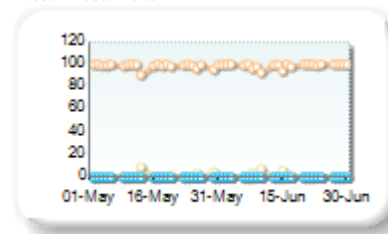
Best Prices Trend



25k EUR deal

Rank	Venue	Best Price (%)	Change
1	XMAD	98.83	+0.20
2	CEUX	1.13	-0.16
3	AQEU	0.00	-0.01
4	CHIX	0.00	+0.00
5	TRQX	0.00	+0.00
6	BATE	0.00	+0.00
7	AQXE	0.00	+0.00
8	TQEX	0.00	+0.00

Best Prices Trend

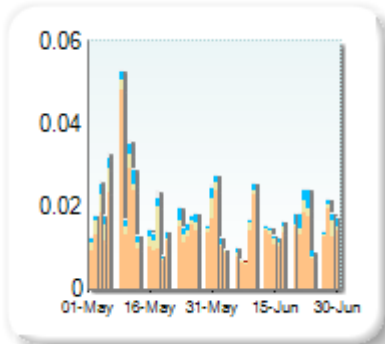


Best Price % measures how often each venue posts an absolute best price (no ties) for stocks. The result is averaged over the stocks in the index and is based on measurements of the order book every 5 seconds.

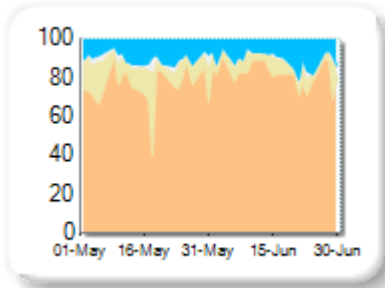
Market Share

Rank	Venue	Market Share	Change
1	XMAD	81.36%	+5.52
2	AQEU	10.34%	+1.04
3	CEUX	7.37%	-5.44
4	TQEX	0.92%	-1.11
5	CHIX	0.00%	+0.00

Volume Trend



Market Share Trend



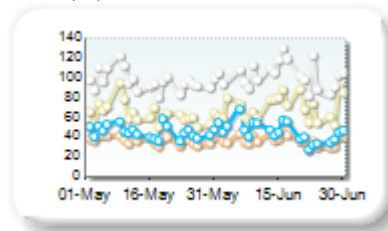
Market share is based on on-book value traded during continuous trading. The share is calculated by averaging over all stocks in the index. The current value shown is for last week and the change is relative to the previous week.

Spreads

At touch

Rank	Venue	Spread (bps)	Change
1	XMAD	36.92	-0.02
2	AQEU	45.20	-0.01
3	CEUX	69.99	+6.46
4	TQEX	104.46	+7.43

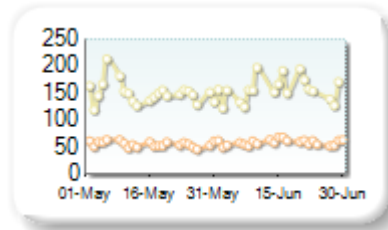
Monthly Spread Trend



25k EUR deal

Rank	Venue	Spread (bps)	Change
1	XMAD	58.96	+3.31
2	CEUX	156.30	+6.61

Monthly Spread Trend



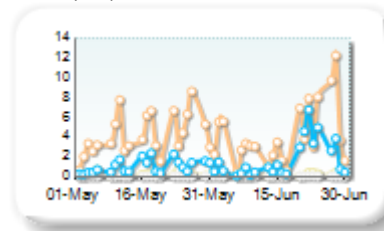
Spreads measure the bid to offer spread of the best visible orders in the book. The result is averaged over the stocks in the index and is based on measurements of the order books every 30 seconds. The value for the spread is quoted in basis points (0.01%).

Book Depths

10BPS Depth (top of book)

Rank	Venue	Depth (1K EUR)	Change
1	XMAD	4.2	0.0
2	AQEU	1.7	+0.7
3	CEUX	0.1	0.0
4	TQEX	0.0	0.0

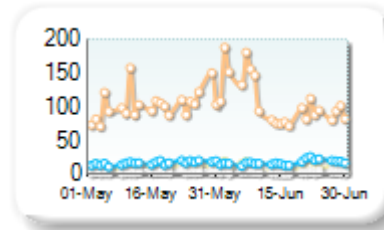
Monthly Depth Trend



50BPS Depth (deeper into book)

Rank	Venue	Depth (1K EUR)	Change
1	XMAD	107.2	+4.9
2	AQEU	17.5	+0.8
3	CEUX	9.7	-1.1
4	TQEX	2.6	-0.2

Monthly Depth Trend



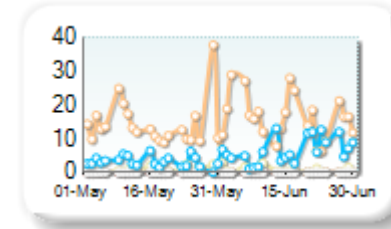
Market depth measures the amount of visible liquidity (bids and offers) in the order book within 10 or 50 BPS of mid price. The result is averaged over the stocks in the index and is based on measurements of the order book every 30 seconds. This is quoted in '000s of EUR.

Best Prices

At touch

Rank	Venue	Best Price (%)	Change
1	XMAD	16.28	+1.27
2	AQEU	6.47	+1.90
3	CEUX	0.73	+0.33
4	TQEX	0.00	-0.01
5	CHIX	0.00	+0.00

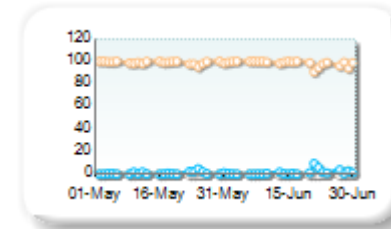
Best Prices Trend



25k EUR deal

Rank	Venue	Best Price (%)	Change
1	XMAD	98.23	-0.65
2	AQEU	1.50	+0.57
3	CEUX	0.22	+0.15
4	CHIX	0.00	+0.00
5	TQEX	0.00	-0.02

Best Prices Trend

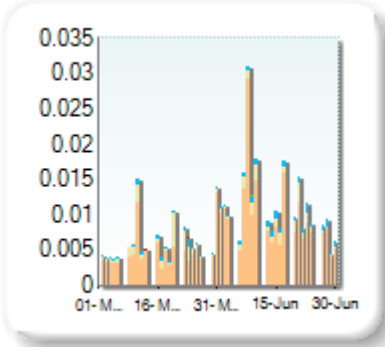


Best Price % measures how often each venue posts an absolute best price (no ties) for stocks. The result is averaged over the stocks in the index and is based on measurements of the order book every 5 seconds.

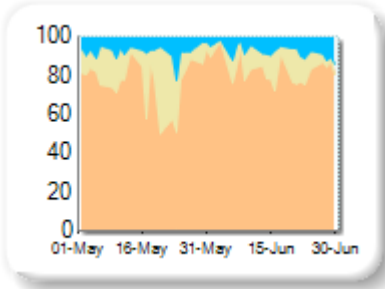
Market Share

Rank	Venue	Market Share	Change
1	XMAD	84.18%	+8.21
2	CEUX	9.12%	-7.31
3	AQEU	6.69%	-0.88
4	BATE	0.02%	+0.02

Volume Trend



Market Share Trend



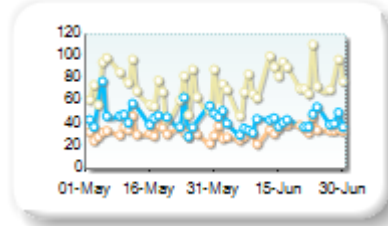
Market share is based on on-book value traded during continuous trading. The share is calculated by averaging over all stocks in the index. The current value shown is for last week and the change is relative to the previous week.

Spreads

At touch

Rank	Venue	Spread (bps)	Change
1	XMAD	33.79	+0.94
2	AQEU	41.72	-5.63
3	CEUX	79.42	+5.54

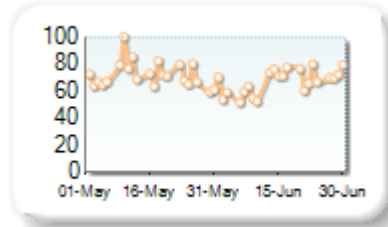
Monthly Spread Trend



25k EUR deal

Rank	Venue	Spread (bps)	Change
1	XMAD	66.86	-5.06

Monthly Spread Trend



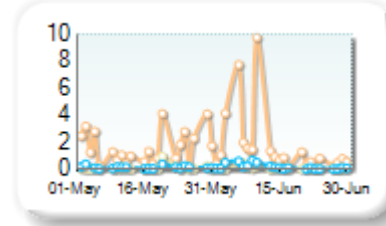
Spreads measure the bid to offer spread of the best visible orders in the book. The result is averaged over the stocks in the index and is based on measurements of the order books every 30 seconds. The value for the spread is quoted in basis points (0.01%).

Book Depths

10BPS Depth (top of book)

Rank	Venue	Depth (1K EUR)	Change
1	XMAD	1.7	+0.1
2	AQEU	0.2	+0.1
3	CEUX	0.1	0.0

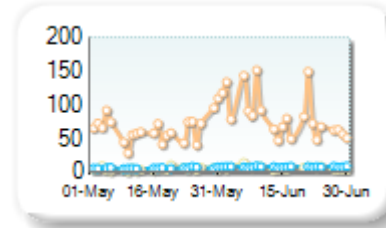
Monthly Depth Trend



50BPS Depth (deeper into book)

Rank	Venue	Depth (1K EUR)	Change
1	XMAD	83.8	+19.9
2	AQEU	7.8	+1.8
3	CEUX	6.2	+1.5

Monthly Depth Trend



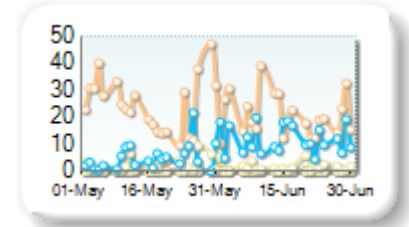
Market depth measures the amount of visible liquidity (bids and offers) in the order book within 10 or 50 BPS of mid price. The result is averaged over the stocks in the index and is based on measurements of the order book every 30 seconds. This is quoted in '000s of EUR.

Best Prices

At touch

Rank	Venue	Best Price (%)	Change
1	XMAD	20.76	+1.11
2	AQEU	11.85	+4.53
3	CEUX	1.58	-0.35
4	CHIX	0.00	+0.00
5	BATE	0.00	+0.00
6	AQXE	0.00	+0.00

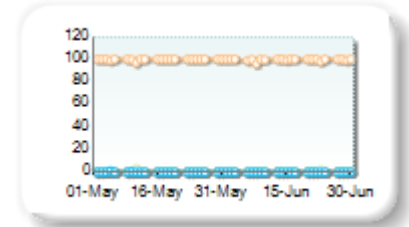
Best Prices Trend



25k EUR deal

Rank	Venue	Best Price (%)	Change
1	XMAD	99.52	-0.24
2	CEUX	0.21	+0.07
3	CHIX	0.00	+0.00
4	BATE	0.00	+0.00
5	AQXE	0.00	+0.00
6	AQEU	0.00	-0.07

Best Prices Trend

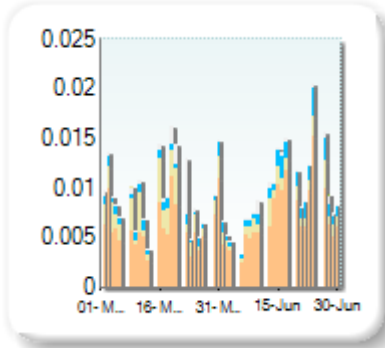


Best Price % measures how often each venue posts an absolute best price (no ties) for stocks. The result is averaged over the stocks in the index and is based on measurements of the order book every 5 seconds.

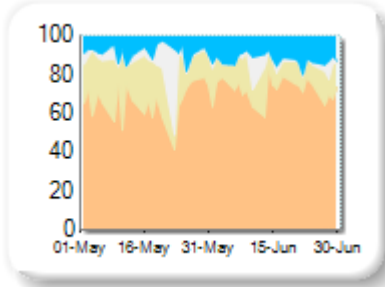
Market Share

Rank	Venue	Market Share	Change
1	XMAD	72.05%	+7.65
2	CEUX	12.60%	-8.22
3	AQEU	12.50%	+4.62
4	TQEX	2.82%	-4.07
5	BATE	0.03%	+0.03

Volume Trend



Market Share Trend



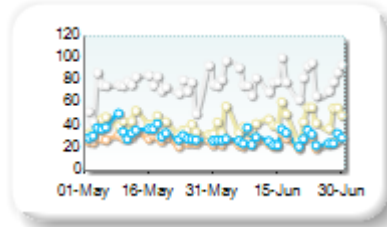
Market share is based on on-book value traded during continuous trading. The share is calculated by averaging over all stocks in the index. The current value shown is for last week and the change is relative to the previous week.

Spreads

At touch

Rank	Venue	Spread (bps)	Change
1	XMAD	26.09	-2.05
2	AQEU	28.51	-5.43
3	CEUX	44.98	+4.97
4	TQEX	81.55	+6.79

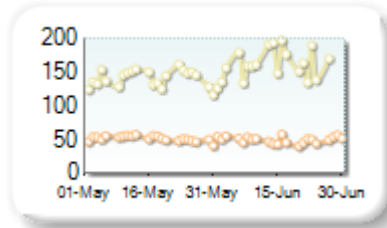
Monthly Spread Trend



25k EUR deal

Rank	Venue	Spread (bps)	Change
1	XMAD	49.53	-1.97
2	CEUX	164.61	+24.37
3	AQEU	259.75	-20.36

Monthly Spread Trend



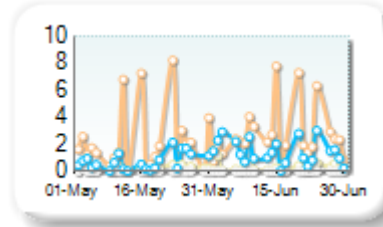
Spreads measure the bid to offer spread of the best visible orders in the book. The result is averaged over the stocks in the index and is based on measurements of the order books every 30 seconds. The value for the spread is quoted in basis points (0.01%).

Book Depths

10BPS Depth (top of book)

Rank	Venue	Depth (1K EUR)	Change
1	XMAD	2.7	+0.5
2	AQEU	1.4	+0.7
3	CEUX	0.3	+0.1
4	TQEX	0.0	0.0

Monthly Depth Trend



50BPS Depth (deeper into book)

Rank	Venue	Depth (1K EUR)	Change
1	XMAD	160.1	-12.0
2	AQEU	17.9	+1.8
3	CEUX	10.9	-3.5
4	TQEX	4.1	-0.4

Monthly Depth Trend



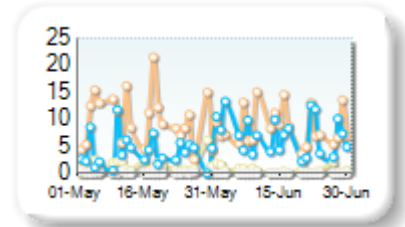
Market depth measures the amount of visible liquidity (bids and offers) in the order book within 10 or 50 BPS of mid price. The result is averaged over the stocks in the index and is based on measurements of the order book every 30 seconds. This is quoted in '000s of EUR.

Best Prices

At touch

Rank	Venue	Best Price (%)	Change
1	XMAD	8.58	+1.98
2	AQEU	7.05	+2.67
3	CEUX	0.56	-0.77
4	TQEX	0.00	-0.08
5	BATE	0.00	+0.00
6	AQXE	0.00	+0.00

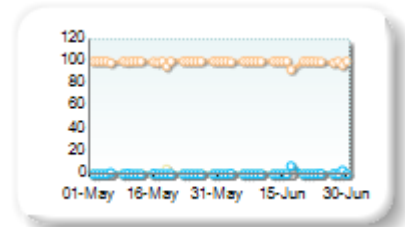
Best Prices Trend



25k EUR deal

Rank	Venue	Best Price (%)	Change
1	XMAD	99.33	-0.26
2	AQEU	0.59	+0.47
3	CEUX	0.00	-0.21
4	BATE	0.00	+0.00
5	AQXE	0.00	+0.00
6	TQEX	0.00	0.00

Best Prices Trend

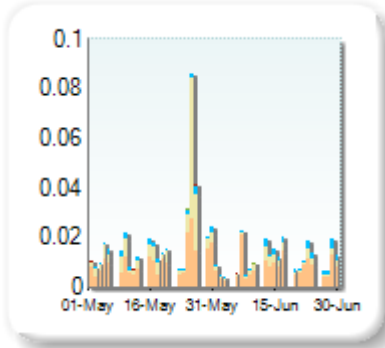


Best Price % measures how often each venue posts an absolute best price (no ties) for stocks. The result is averaged over the stocks in the index and is based on measurements of the order book every 5 seconds.

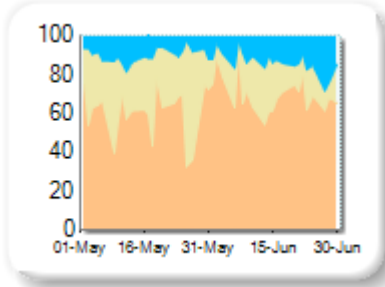
Market Share

Rank	Venue	Market Share	Change
1	XMAD	68.91%	+14.43
2	CEUX	17.24%	-19.80
3	AQEU	13.82%	+5.37
4	CHIX	0.02%	+0.00
5	BATE	0.01%	+0.00

Volume Trend



Market Share Trend



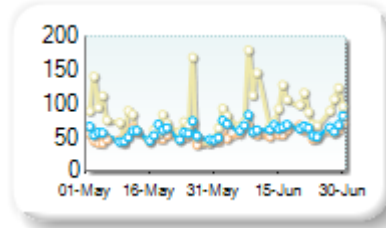
Market share is based on on-book value traded during continuous trading. The share is calculated by averaging over all stocks in the index. The current value shown is for last week and the change is relative to the previous week.

Spreads

At touch

Rank	Venue	Spread (bps)	Change
1	XMAD	57.48	+8.17
2	AQEU	64.55	+9.25
3	CEUX	96.92	+20.15

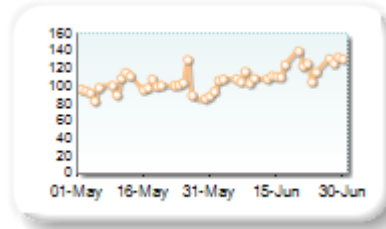
Monthly Spread Trend



25k EUR deal

Rank	Venue	Spread (bps)	Change
1	XMAD	116.28	+16.05

Monthly Spread Trend



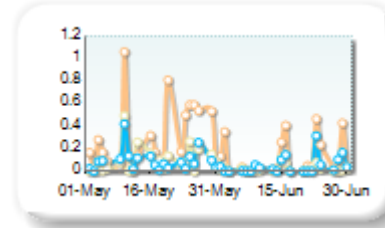
Spreads measure the bid to offer spread of the best visible orders in the book. The result is averaged over the stocks in the index and is based on measurements of the order books every 30 seconds. The value for the spread is quoted in basis points (0.01%).

Book Depths

10BPS Depth (top of book)

Rank	Venue	Depth (1K EUR)	Change
1	XMAD	0.2	-0.2
2	AQEU	0.1	-0.1
3	CEUX	0.0	-0.1

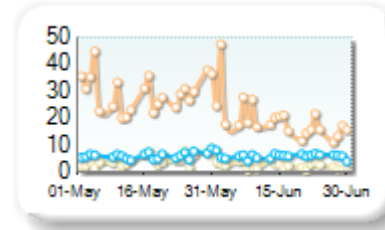
Monthly Depth Trend



50BPS Depth (deeper into book)

Rank	Venue	Depth (1K EUR)	Change
1	XMAD	19.4	-9.9
2	AQEU	6.0	-0.2
3	CEUX	2.5	-2.1

Monthly Depth Trend



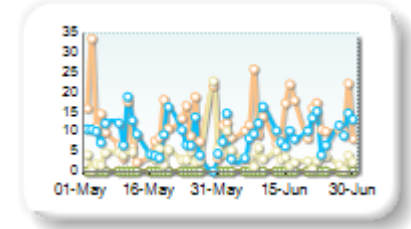
Market depth measures the amount of visible liquidity (bids and offers) in the order book within 10 or 50 BPS of mid price. The result is averaged over the stocks in the index and is based on measurements of the order book every 30 seconds. This is quoted in '000s of EUR.

Best Prices

At touch

Rank	Venue	Best Price (%)	Change
1	XMAD	13.25	+6.90
2	AQEU	9.82	-1.22
3	CEUX	3.36	-0.99
4	CHIX	0.00	+0.00
5	BATE	0.00	+0.00

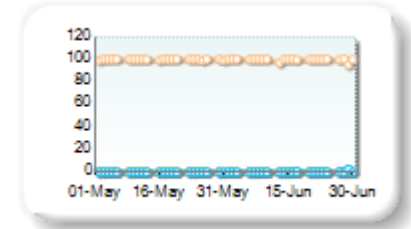
Best Prices Trend



25k EUR deal

Rank	Venue	Best Price (%)	Change
1	XMAD	99.51	-0.26
2	AQEU	0.18	+0.18
3	CEUX	0.01	-0.05
4	CHIX	0.00	+0.00
5	BATE	0.00	+0.00

Best Prices Trend

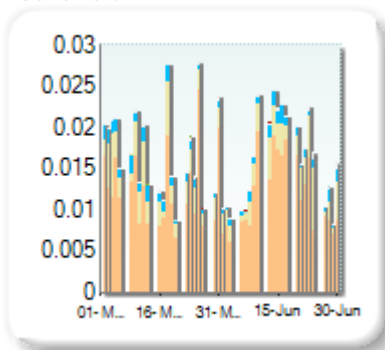


Best Price % measures how often each venue posts an absolute best price (no ties) for stocks. The result is averaged over the stocks in the index and is based on measurements of the order book every 5 seconds.

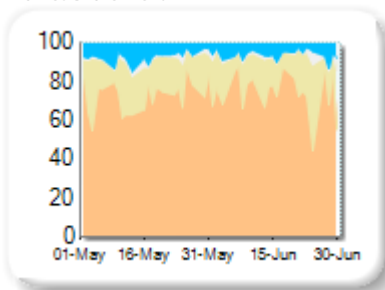
Market Share

Rank	Venue	Market Share	Change
1	XMAD	73.86%	+1.01
2	CEUX	18.33%	-0.11
3	AQEU	6.12%	-0.85
4	TQEX	1.68%	-0.03
5	TRQX	0.01%	+0.00
6	BATE	0.00%	-0.01
7	CHIX	0.00%	0.00

Volume Trend



Market Share Trend



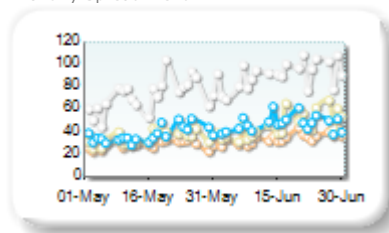
Market share is based on on-book value traded during continuous trading. The share is calculated by averaging over all stocks in the index. The current value shown is for last week and the change is relative to the previous week.

Spreads

At touch

Rank	Venue	Spread (bps)	Change
1	XMAD	34.70	+5.54
2	CEUX	45.92	+11.08
3	AQEU	47.65	+9.84
4	TQEX	91.79	+19.26

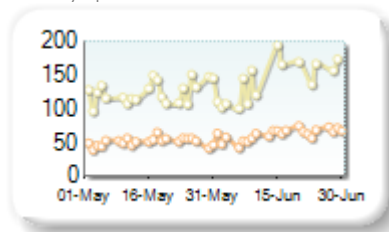
Monthly Spread Trend



25k EUR deal

Rank	Venue	Spread (bps)	Change
1	XMAD	61.92	+10.90
2	CEUX	160.90	+36.51

Monthly Spread Trend



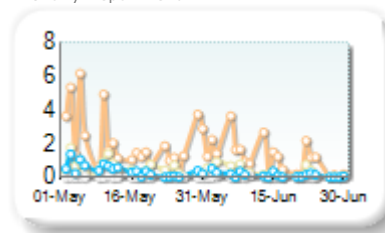
Spreads measure the bid to offer spread of the best visible orders in the book. The result is averaged over the stocks in the index and is based on measurements of the order books every 30 seconds. The value for the spread is quoted in basis points (0.01%).

Book Depths

10BPS Depth (top of book)

Rank	Venue	Depth (1K EUR)	Change
1	XMAD	1.1	-1.0
2	CEUX	0.3	-0.2
3	AQEU	0.2	-0.3
4	TQEX	0.0	+0.0

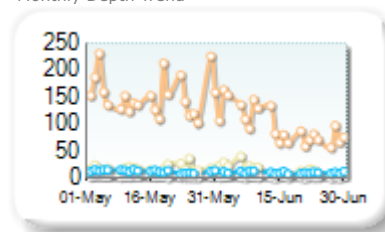
Monthly Depth Trend



50BPS Depth (deeper into book)

Rank	Venue	Depth (1K EUR)	Change
1	XMAD	96.7	-55.5
2	CEUX	14.5	-4.0
3	AQEU	10.5	-2.2
4	TQEX	2.6	-1.2

Monthly Depth Trend



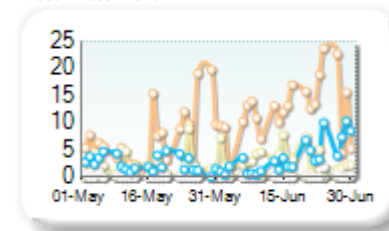
Market depth measures the amount of visible liquidity (bids and offers) in the order book within 10 or 50 BPS of mid price. The result is averaged over the stocks in the index and is based on measurements of the order book every 30 seconds. This is quoted in '000s of EUR.

Best Prices

At touch

Rank	Venue	Best Price (%)	Change
1	XMAD	12.39	+5.34
2	AQEU	3.59	+1.63
3	CEUX	3.52	+2.12
4	TQEX	0.15	+0.13
5	CHIX	0.00	+0.00
6	TRQX	0.00	+0.00
7	BATE	0.00	+0.00
8	AQXE	0.00	+0.00

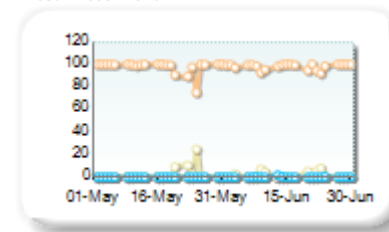
Best Prices Trend



25k EUR deal

Rank	Venue	Best Price (%)	Change
1	XMAD	98.08	+0.43
2	CEUX	1.74	-0.55
3	AQEU	0.14	+0.13
4	CHIX	0.00	+0.00
5	TRQX	0.00	+0.00
6	BATE	0.00	+0.00
7	AQXE	0.00	+0.00
8	TQEX	0.00	+0.00

Best Prices Trend

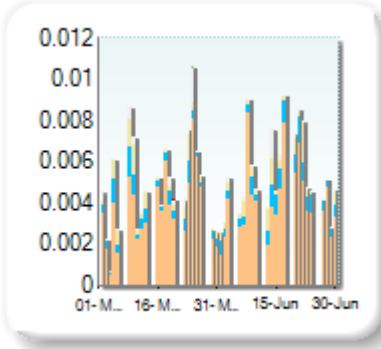


Best Price % measures how often each venue posts an absolute best price (no ties) for stocks. The result is averaged over the stocks in the index and is based on measurements of the order book every 5 seconds.

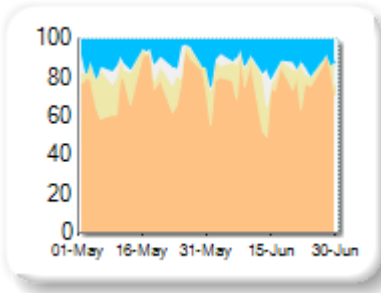
Market Share

Rank	Venue	Market Share	Change
1	XMAD	75.67%	+0.34
2	AQEU	12.40%	+1.89
3	CEUX	8.80%	-0.36
4	TQEX	3.13%	-1.86

Volume Trend



Market Share Trend



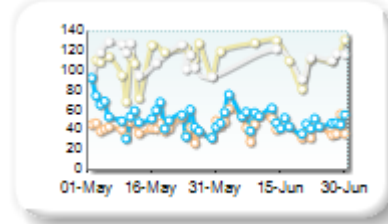
Market share is based on on-book value traded during continuous trading. The share is calculated by averaging over all stocks in the index. The current value shown is for last week and the change is relative to the previous week.

Spreads

At touch

Rank	Venue	Spread (bps)	Change
1	XMAD	43.61	+2.37
2	AQEU	50.09	-3.18
3	TQEX	144.65	+16.25
4	CEUX	145.08	+20.79

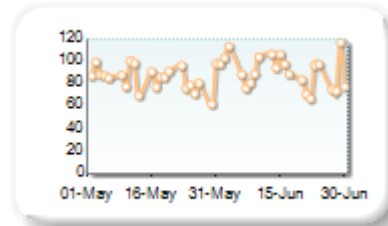
Monthly Spread Trend



25k EUR deal

Rank	Venue	Spread (bps)	Change
1	XMAD	90.91	+5.80
2	CEUX	348.17	n/a

Monthly Spread Trend



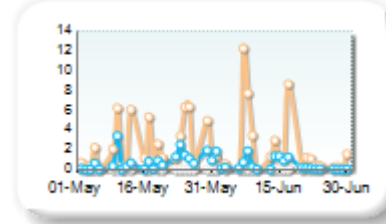
Spreads measure the bid to offer spread of the best visible orders in the book. The result is averaged over the stocks in the index and is based on measurements of the order books every 30 seconds. The value for the spread is quoted in basis points (0.01%).

Book Depths

10BPS Depth (top of book)

Rank	Venue	Depth (1K EUR)	Change
1	XMAD	2.1	-0.3
2	AQEU	0.5	-0.3
3	TQEX	0.0	0.0
4	CEUX	0.0	0.0

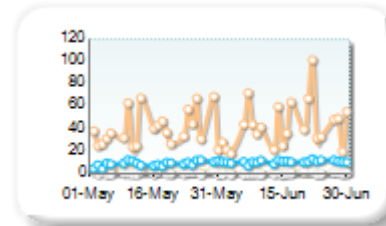
Monthly Depth Trend



50BPS Depth (deeper into book)

Rank	Venue	Depth (1K EUR)	Change
1	XMAD	43.6	+3.1
2	AQEU	11.1	+1.6
3	CEUX	1.3	-1.0
4	TQEX	0.9	-0.4

Monthly Depth Trend



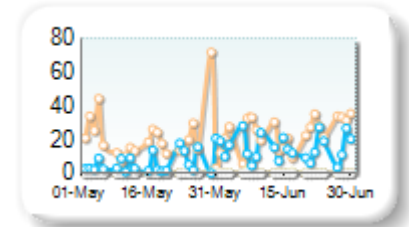
Market depth measures the amount of visible liquidity (bids and offers) in the order book within 10 or 50 BPS of mid price. The result is averaged over the stocks in the index and is based on measurements of the order book every 30 seconds. This is quoted in '000s of EUR.

Best Prices

At touch

Rank	Venue	Best Price (%)	Change
1	XMAD	24.17	+9.75
2	AQEU	14.91	+6.96
3	CEUX	0.19	-0.04
4	TQEX	0.00	-0.05
5	CHIX	0.00	+0.00
6	BATE	0.00	+0.00

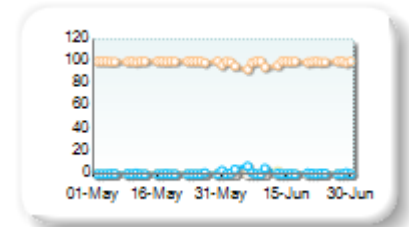
Best Prices Trend



25k EUR deal

Rank	Venue	Best Price (%)	Change
1	XMAD	98.72	-0.92
2	AQEU	1.10	+0.78
3	CEUX	0.14	+0.14
4	CHIX	0.00	+0.00
5	BATE	0.00	+0.00
6	TQEX	0.00	+0.00

Best Prices Trend

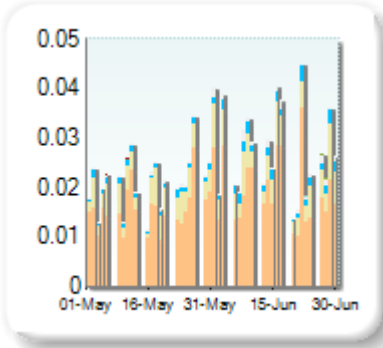


Best Price % measures how often each venue posts an absolute best price (no ties) for stocks. The result is averaged over the stocks in the index and is based on measurements of the order book every 5 seconds.

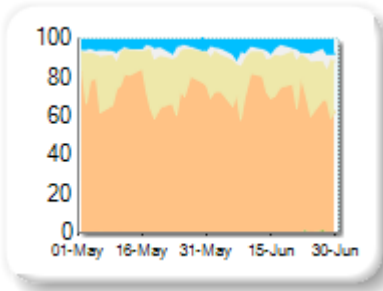
Market Share

Rank	Venue	Market Share	Change
1	XMAD	70.02%	-2.40
2	CEUX	20.41%	-0.33
3	AQEU	5.90%	+1.13
4	TQEX	3.52%	+1.49
5	BATE	0.12%	+0.10
6	CHIX	0.02%	0.00
7	TRQX	0.02%	+0.02

Volume Trend



Market Share Trend



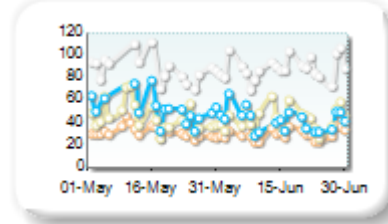
Market share is based on on-book value traded during continuous trading. The share is calculated by averaging over all stocks in the index. The current value shown is for last week and the change is relative to the previous week.

Spreads

At touch

Rank	Venue	Spread (bps)	Change
1	XMAD	30.24	-1.99
2	AQEU	42.64	-9.62
3	CEUX	43.62	-1.98
4	TQEX	88.59	-8.71

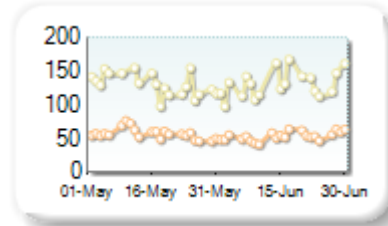
Monthly Spread Trend



25k EUR deal

Rank	Venue	Spread (bps)	Change
1	XMAD	53.33	-3.70
2	CEUX	130.16	+0.07

Monthly Spread Trend



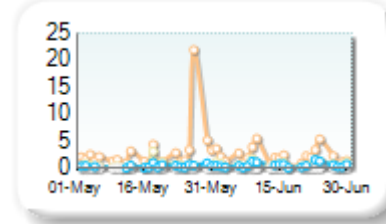
Spreads measure the bid to offer spread of the best visible orders in the book. The result is averaged over the stocks in the index and is based on measurements of the order books every 30 seconds. The value for the spread is quoted in basis points (0.01%).

Book Depths

10BPS Depth (top of book)

Rank	Venue	Depth (1K EUR)	Change
1	XMAD	2.2	-0.7
2	CEUX	0.6	+0.1
3	AQEU	0.6	+0.2
4	TQEX	0.0	+0.0

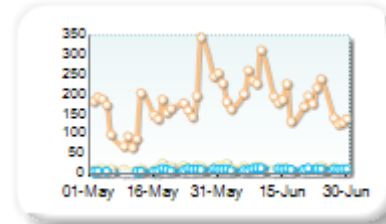
Monthly Depth Trend



50BPS Depth (deeper into book)

Rank	Venue	Depth (1K EUR)	Change
1	XMAD	193.9	+26.9
2	CEUX	12.7	+0.3
3	AQEU	10.4	+3.3
4	TQEX	3.1	+0.6

Monthly Depth Trend



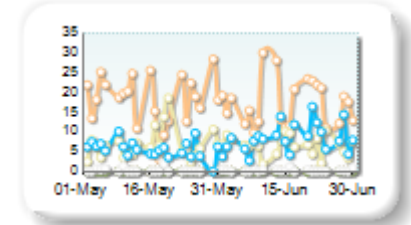
Market depth measures the amount of visible liquidity (bids and offers) in the order book within 10 or 50 BPS of mid price. The result is averaged over the stocks in the index and is based on measurements of the order book every 30 seconds. This is quoted in '000s of EUR.

Best Prices

At touch

Rank	Venue	Best Price (%)	Change
1	XMAD	17.27	-1.08
2	AQEU	8.46	+1.09
3	CEUX	6.61	+1.58
4	TQEX	0.23	-0.01
5	CHIX	0.00	+0.00
6	TRQX	0.00	+0.00
7	BATE	0.00	+0.00


Best Prices Trend



25k EUR deal

Rank	Venue	Best Price (%)	Change
1	XMAD	99.76	+0.20
2	CEUX	0.15	-0.21
3	AQEU	0.00	+0.00
4	TQEX	0.00	+0.00
5	CHIX	0.00	+0.00
6	TRQX	0.00	+0.00
7	BATE	0.00	+0.00

Best Prices Trend

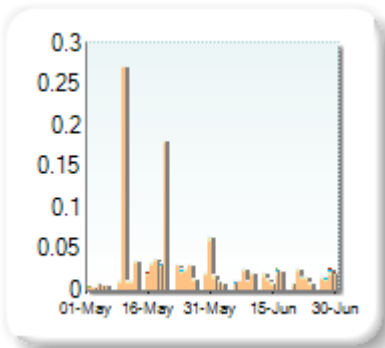


Best Price % measures how often each venue posts an absolute best price (no ties) for stocks. The result is averaged over the stocks in the index and is based on measurements of the order book every 5 seconds.

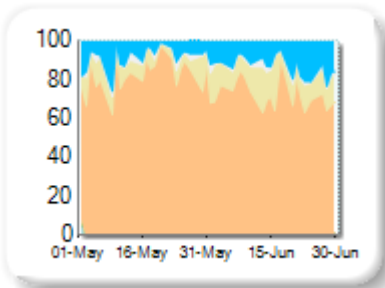
Market Share

Rank	Venue	Market Share	Change
1	XMAD	72.42%	-18.88
2	CEUX	13.34%	+9.39
3	AQEU	12.54%	+8.73
4	TQEX	1.64%	+0.73
5	TRQX	0.03%	+0.00
6	BATE	0.03%	+0.01
7	CHIX	0.01%	+0.01

Volume Trend



Market Share Trend



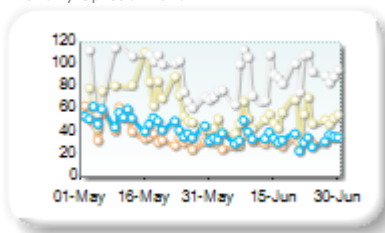
Market share is based on on-book value traded during continuous trading. The share is calculated by averaging over all stocks in the index. The current value shown is for last week and the change is relative to the previous week.

Spreads

At touch

Rank	Venue	Spread (bps)	Change
1	XMAD	31.68	-9.02
2	AQEU	34.55	-13.33
3	CEUX	51.11	-32.77
4	TQEX	89.60	-30.14

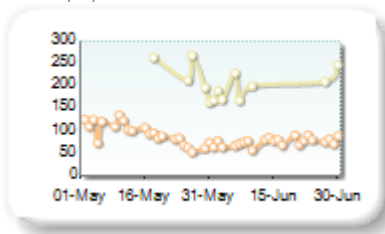
Monthly Spread Trend



25k EUR deal

Rank	Venue	Spread (bps)	Change
1	XMAD	76.65	-18.50
2	CEUX	197.32	-60.23

Monthly Spread Trend



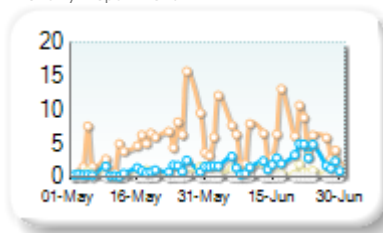
Spreads measure the bid to offer spread of the best visible orders in the book. The result is averaged over the stocks in the index and is based on measurements of the order books every 30 seconds. The value for the spread is quoted in basis points (0.01%).

Book Depths

10BPS Depth (top of book)

Rank	Venue	Depth (1K EUR)	Change
1	XMAD	5.8	+0.9
2	AQEU	2.2	+1.4
3	CEUX	0.8	+0.4
4	TQEX	0.0	0.0

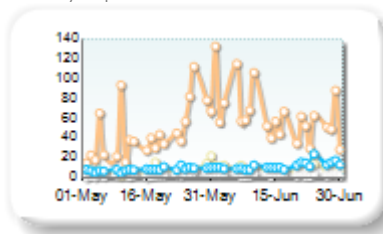
Monthly Depth Trend



50BPS Depth (deeper into book)

Rank	Venue	Depth (1K EUR)	Change
1	XMAD	62.9	+17.5
2	AQEU	11.6	+3.7
3	CEUX	8.7	+2.4
4	TQEX	2.6	+0.5

Monthly Depth Trend



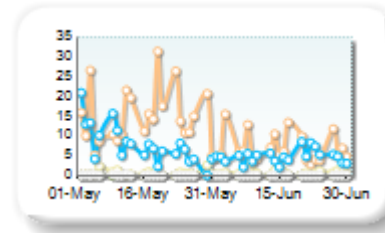
Market depth measures the amount of visible liquidity (bids and offers) in the order book within 10 or 50 BPS of mid price. The result is averaged over the stocks in the index and is based on measurements of the order book every 30 seconds. This is quoted in '000s of EUR.

Best Prices

At touch

Rank	Venue	Best Price (%)	Change
1	XMAD	7.00	-8.12
2	AQEU	4.74	-5.03
3	CEUX	0.82	+0.59
4	TQEX	0.00	-0.04
5	CHIX	0.00	+0.00
6	TRQX	0.00	+0.00
7	BATE	0.00	+0.00

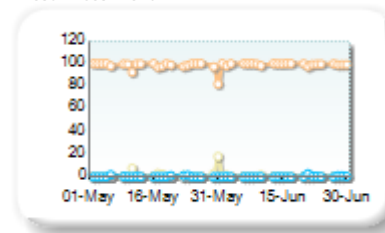
Best Prices Trend



25k EUR deal

Rank	Venue	Best Price (%)	Change
1	XMAD	99.34	+1.40
2	AQEU	0.35	+0.01
3	CEUX	0.27	-1.40
4	CHIX	0.00	+0.00
5	TRQX	0.00	+0.00
6	BATE	0.00	+0.00
7	TQEX	0.00	+0.00

Best Prices Trend

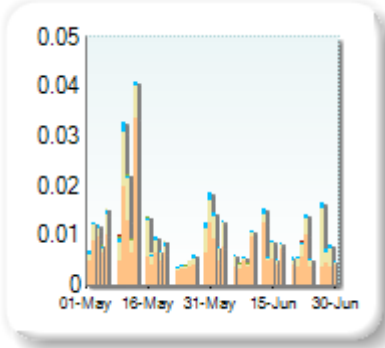


Best Price % measures how often each venue posts an absolute best price (no ties) for stocks. The result is averaged over the stocks in the index and is based on measurements of the order book every 5 seconds.

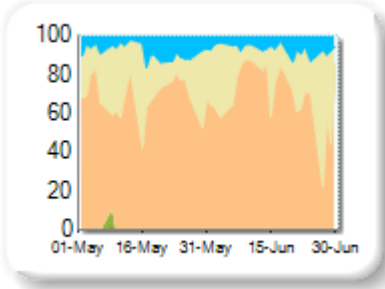
Market Share

Rank	Venue	Market Share	Change
1	XMAD	66.10%	-0.72
2	CEUX	27.12%	+1.07
3	AQEU	6.77%	+0.21
4	BATE	0.01%	-0.51
5	CHIX	0.00%	-0.04

Volume Trend



Market Share Trend



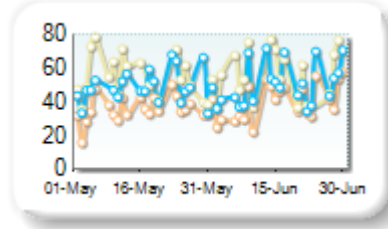
Market share is based on on-book value traded during continuous trading. The share is calculated by averaging over all stocks in the index. The current value shown is for last week and the change is relative to the previous week.

Spreads

At touch

Rank	Venue	Spread (bps)	Change
1	XMAD	40.10	+4.52
2	AQEU	50.18	+1.34
3	CEUX	64.81	+6.36

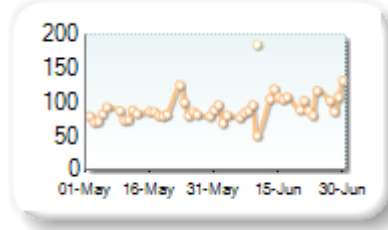
Monthly Spread Trend



25k EUR deal

Rank	Venue	Spread (bps)	Change
1	XMAD	94.52	+10.43
2	CEUX	279.20	-86.12

Monthly Spread Trend



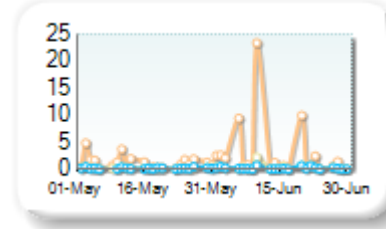
Spreads measure the bid to offer spread of the best visible orders in the book. The result is averaged over the stocks in the index and is based on measurements of the order books every 30 seconds. The value for the spread is quoted in basis points (0.01%).

Book Depths

10BPS Depth (top of book)

Rank	Venue	Depth (1K EUR)	Change
1	XMAD	2.7	+1.5
2	CEUX	0.4	+0.1
3	AQEU	0.2	+0.0

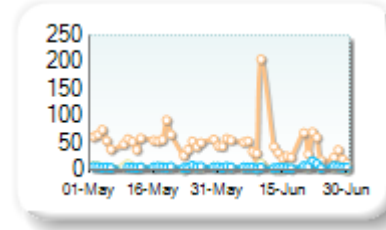
Monthly Depth Trend



50BPS Depth (deeper into book)

Rank	Venue	Depth (1K EUR)	Change
1	XMAD	46.6	-7.6
2	AQEU	6.2	+0.4
3	CEUX	5.1	-0.9

Monthly Depth Trend



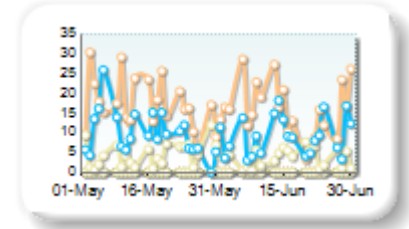
Market depth measures the amount of visible liquidity (bids and offers) in the order book within 10 or 50 BPS of mid price. The result is averaged over the stocks in the index and is based on measurements of the order book every 30 seconds. This is quoted in '000s of EUR.

Best Prices

At touch

Rank	Venue	Best Price (%)	Change
1	XMAD	16.07	-2.40
2	AQEU	9.22	-0.57
3	CEUX	3.69	+0.03
4	CHIX	0.00	+0.00
5	BATE	0.00	+0.00
6	AQXE	0.00	+0.00

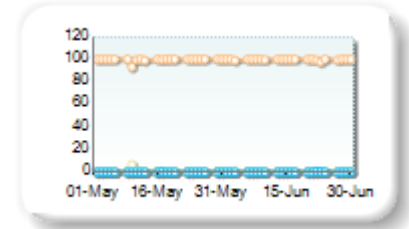
Best Prices Trend



25k EUR deal

Rank	Venue	Best Price (%)	Change
1	XMAD	99.71	+0.15
2	CEUX	0.11	-0.23
3	AQEU	0.05	+0.03
4	CHIX	0.00	+0.00
5	BATE	0.00	+0.00
6	AQXE	0.00	+0.00

Best Prices Trend

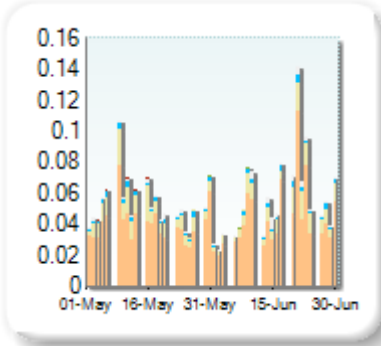


Best Price % measures how often each venue posts an absolute best price (no ties) for stocks. The result is averaged over the stocks in the index and is based on measurements of the order book every 5 seconds.

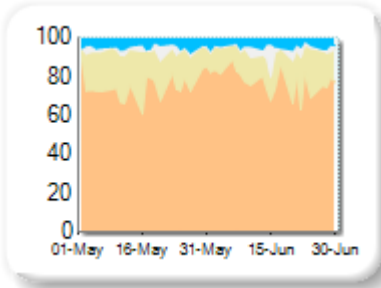
Market Share

Rank	Venue	Market Share	Change
1	XMAD	76.66%	+2.40
2	CEUX	15.68%	-2.90
3	AQEU	4.31%	-0.50
4	TQEX	3.35%	+1.03
5	BATE	0.00%	+0.00
6	AQXE	0.00%	-0.01

Volume Trend



Market Share Trend



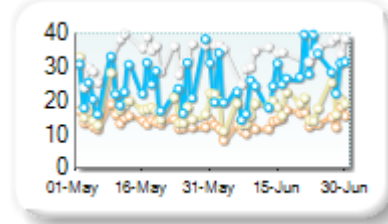
Market share is based on on-book value traded during continuous trading. The share is calculated by averaging over all stocks in the index. The current value shown is for last week and the change is relative to the previous week.

Spreads

At touch

Rank	Venue	Spread (bps)	Change
1	XMAD	13.42	-0.54
2	CEUX	17.90	-0.30
3	AQEU	26.40	+1.57
4	TQEX	36.62	-1.31

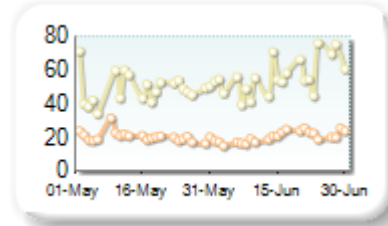
Monthly Spread Trend



25k EUR deal

Rank	Venue	Spread (bps)	Change
1	XMAD	20.47	-0.08
2	CEUX	57.27	+8.40
3	TQEX	102.40	n/a

Monthly Spread Trend



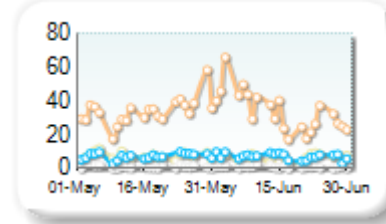
Spreads measure the bid to offer spread of the best visible orders in the book. The result is averaged over the stocks in the index and is based on measurements of the order books every 30 seconds. The value for the spread is quoted in basis points (0.01%).

Book Depths

10BPS Depth (top of book)

Rank	Venue	Depth (1K EUR)	Change
1	XMAD	33.5	-0.1
2	AQEU	7.0	0.0
3	CEUX	6.2	-0.7
4	TQEX	0.9	-0.2

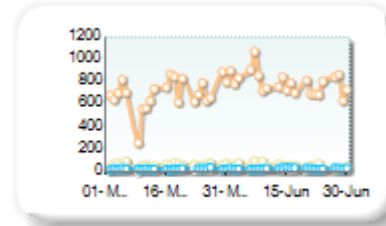
Monthly Depth Trend



50BPS Depth (deeper into book)

Rank	Venue	Depth (1K EUR)	Change
1	XMAD	790.2	+94.6
2	CEUX	59.8	-7.2
3	AQEU	31.4	+3.2
4	TQEX	23.3	+2.0

Monthly Depth Trend



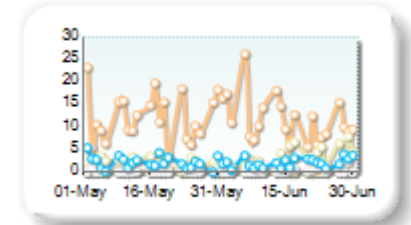
Market depth measures the amount of visible liquidity (bids and offers) in the order book within 10 or 50 BPS of mid price. The result is averaged over the stocks in the index and is based on measurements of the order book every 30 seconds. This is quoted in '000s of EUR.

Best Prices

At touch

Rank	Venue	Best Price (%)	Change
1	XMAD	11.62	-0.68
2	CEUX	3.14	+0.62
3	AQEU	2.09	-0.47
4	TQEX	0.32	+0.15
5	CHIX	0.00	+0.00
6	BATE	0.00	+0.00
7	AQXE	0.00	+0.00


Best Prices Trend



25k EUR deal

Rank	Venue	Best Price (%)	Change
1	XMAD	96.61	-0.31
2	CEUX	1.77	-0.41
3	AQEU	1.53	+0.69
4	TQEX	0.01	+0.01
5	CHIX	0.00	+0.00
6	BATE	0.00	+0.00
7	AQXE	0.00	+0.00

Best Prices Trend

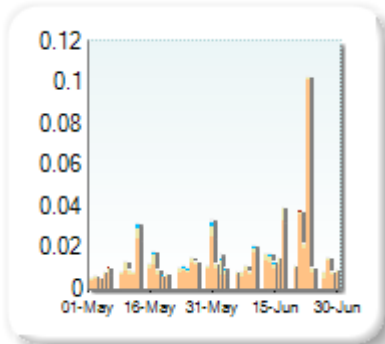


Best Price % measures how often each venue posts an absolute best price (no ties) for stocks. The result is averaged over the stocks in the index and is based on measurements of the order book every 5 seconds.

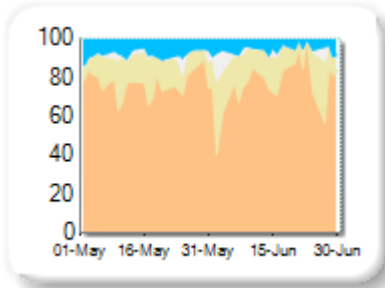
Market Share

Rank	Venue	Market Share	Change
1	XMAD	83.03%	+7.54
2	CEUX	11.35%	-3.25
3	AQEU	4.08%	-3.54
4	TQEX	1.54%	-0.75
5	CHIX	0.00%	0.00

Volume Trend



Market Share Trend



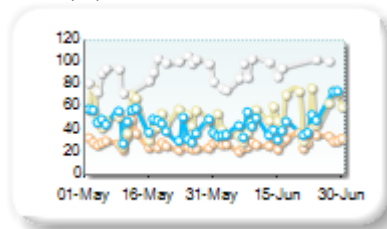
Market share is based on on-book value traded during continuous trading. The share is calculated by averaging over all stocks in the index. The current value shown is for last week and the change is relative to the previous week.

Spreads

At touch

Rank	Venue	Spread (bps)	Change
1	XMAD	29.64	+1.23
2	AQEU	44.86	-0.37
3	CEUX	51.95	+2.15
4	TQEX	103.93	+2.66

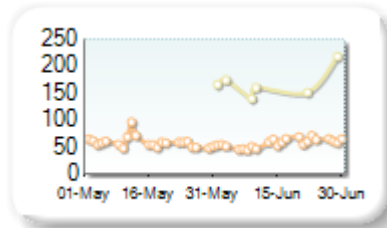
Monthly Spread Trend



25k EUR deal

Rank	Venue	Spread (bps)	Change
1	XMAD	57.67	-1.16
2	CEUX	211.58	-48.55

Monthly Spread Trend



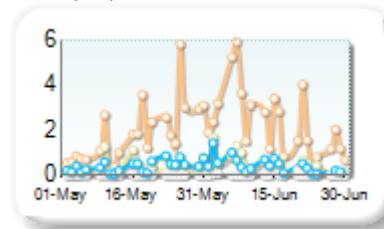
Spreads measure the bid to offer spread of the best visible orders in the book. The result is averaged over the stocks in the index and is based on measurements of the order books every 30 seconds. The value for the spread is quoted in basis points (0.01%).

Book Depths

10BPS Depth (top of book)

Rank	Venue	Depth (1K EUR)	Change
1	XMAD	2.3	+0.5
2	CEUX	0.5	+0.1
3	AQEU	0.4	+0.0
4	TQEX	0.0	+0.0


Monthly Depth Trend



50BPS Depth (deeper into book)

Rank	Venue	Depth (1K EUR)	Change
1	XMAD	138.7	+5.7
2	CEUX	8.0	+0.8
3	AQEU	7.7	-1.3
4	TQEX	2.1	-0.3

Monthly Depth Trend



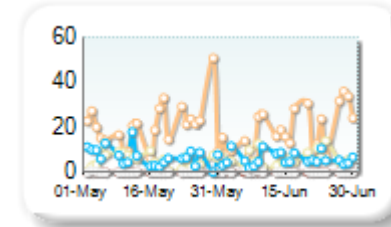
Market depth measures the amount of visible liquidity (bids and offers) in the order book within 10 or 50 BPS of mid price. The result is averaged over the stocks in the index and is based on measurements of the order book every 30 seconds. This is quoted in '000s of EUR.

Best Prices

At touch

Rank	Venue	Best Price (%)	Change
1	XMAD	18.78	+2.89
2	CEUX	6.15	+0.59
3	AQEU	5.89	-0.83
4	TQEX	0.18	+0.02
5	CHIX	0.00	+0.00

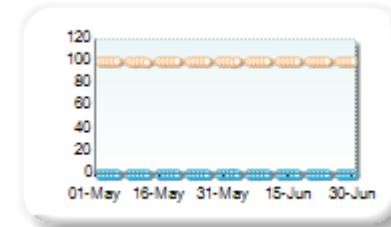
Best Prices Trend



25k EUR deal

Rank	Venue	Best Price (%)	Change
1	XMAD	99.92	+0.03
2	AQEU	0.03	+0.03
3	CEUX	0.01	-0.06
4	CHIX	0.00	+0.00
5	TQEX	0.00	+0.00

Best Prices Trend

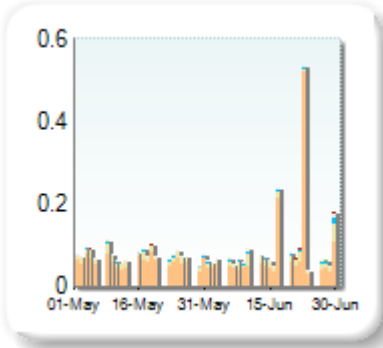


Best Price % measures how often each venue posts an absolute best price (no ties) for stocks. The result is averaged over the stocks in the index and is based on measurements of the order book every 5 seconds.

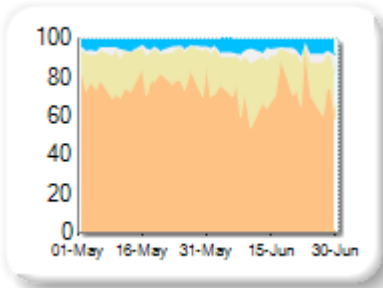
Market Share

Rank	Venue	Market Share	Change
1	XMAD	76.87%	+0.42
2	CEUX	15.63%	-1.39
3	AQEU	4.60%	+0.24
4	TQEX	2.83%	+0.70
5	BATE	0.05%	+0.05
6	CHIX	0.02%	-0.02
7	AQXE	0.00%	0.00

Volume Trend



Market Share Trend



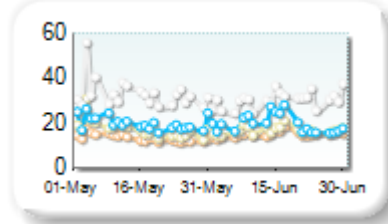
Market share is based on on-book value traded during continuous trading. The share is calculated by averaging over all stocks in the index. The current value shown is for last week and the change is relative to the previous week.

Spreads

At touch

Rank	Venue	Spread (bps)	Change
1	XMAD	15.02	+1.51
2	CEUX	16.79	-0.56
3	AQEU	19.70	-0.25
4	TQEX	30.36	-2.60

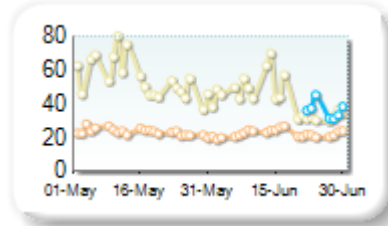
Monthly Spread Trend



25k EUR deal

Rank	Venue	Spread (bps)	Change
1	XMAD	22.28	-1.08
2	AQEU	35.92	n/a
3	CEUX	42.57	-14.72

Monthly Spread Trend



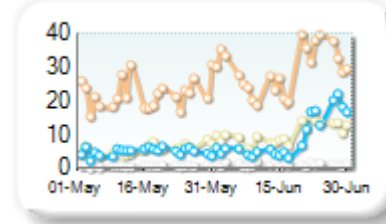
Spreads measure the bid to offer spread of the best visible orders in the book. The result is averaged over the stocks in the index and is based on measurements of the order books every 30 seconds. The value for the spread is quoted in basis points (0.01%).

Book Depths

10BPS Depth (top of book)

Rank	Venue	Depth (1K EUR)	Change
1	XMAD	29.2	+7.2
2	CEUX	10.0	+4.5
3	AQEU	9.1	+4.1
4	TQEX	1.2	+0.5

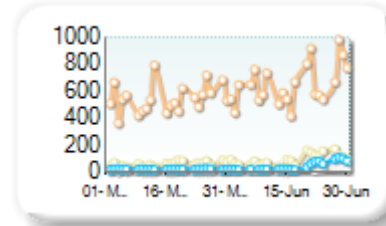
Monthly Depth Trend



50BPS Depth (deeper into book)

Rank	Venue	Depth (1K EUR)	Change
1	XMAD	647.9	+105.2
2	CEUX	94.8	+33.0
3	AQEU	44.9	+22.3
4	TQEX	21.0	+8.7

Monthly Depth Trend



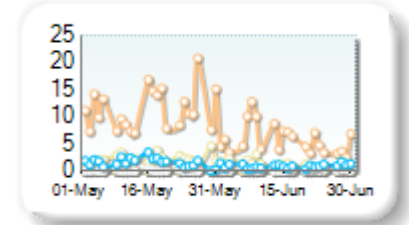
Market depth measures the amount of visible liquidity (bids and offers) in the order book within 10 or 50 BPS of mid price. The result is averaged over the stocks in the index and is based on measurements of the order book every 30 seconds. This is quoted in '000s of EUR.

Best Prices

At touch

Rank	Venue	Best Price (%)	Change
1	XMAD	5.81	-5.30
2	CEUX	1.26	-0.73
3	AQEU	0.92	-0.51
4	TQEX	0.13	+0.10
5	CHIX	0.00	+0.00
6	TRQX	0.00	+0.00
7	BATE	0.00	+0.00
8	AQXE	0.00	+0.00

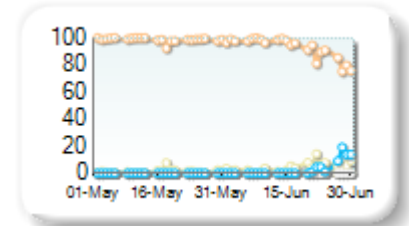
Best Prices Trend



25k EUR deal

Rank	Venue	Best Price (%)	Change
1	XMAD	92.40	-6.23
2	CEUX	4.24	+2.93
3	AQEU	3.05	+3.04
4	TQEX	0.01	+0.01
5	CHIX	0.00	+0.00
6	TRQX	0.00	+0.00
7	BATE	0.00	+0.00
8	AQXE	0.00	+0.00

Best Prices Trend

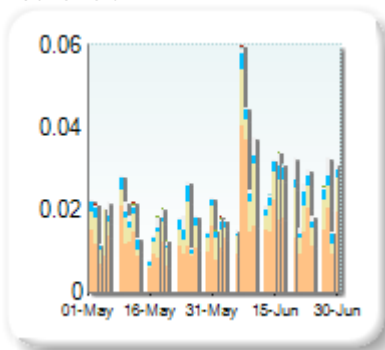


Best Price % measures how often each venue posts an absolute best price (no ties) for stocks. The result is averaged over the stocks in the index and is based on measurements of the order book every 5 seconds.

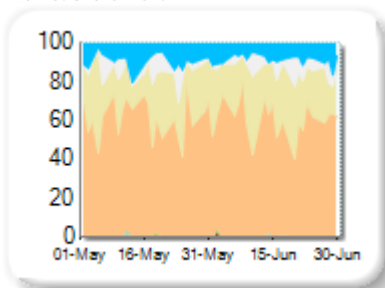
Market Share

Rank	Venue	Market Share	Change
1	XMAD	60.99%	+1.29
2	CEUX	24.87%	-0.16
3	AQEU	8.39%	-0.95
4	TQEX	5.29%	-0.16
5	TRQX	0.24%	+0.08
6	BATE	0.14%	-0.10
7	CHIX	0.08%	0.00

Volume Trend



Market Share Trend



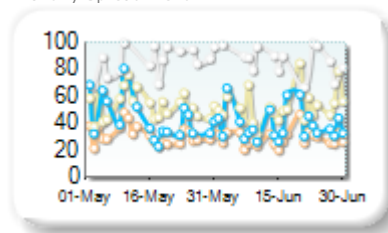
Market share is based on on-book value traded during continuous trading. The share is calculated by averaging over all stocks in the index. The current value shown is for last week and the change is relative to the previous week.

Spreads

At touch

Rank	Venue	Spread (bps)	Change
1	XMAD	28.59	-2.84
2	AQEU	38.77	-4.59
3	CEUX	52.17	-1.07
4	TQEX	94.07	-7.68

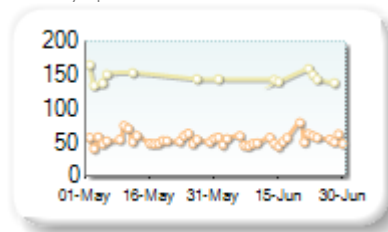
Monthly Spread Trend



25k EUR deal

Rank	Venue	Spread (bps)	Change
1	XMAD	53.97	-0.50
2	CEUX	145.01	-2.09

Monthly Spread Trend



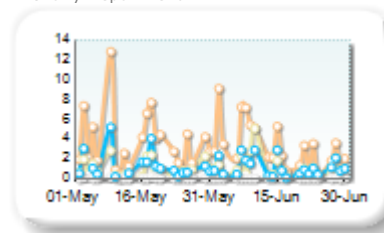
Spreads measure the bid to offer spread of the best visible orders in the book. The result is averaged over the stocks in the index and is based on measurements of the order books every 30 seconds. The value for the spread is quoted in basis points (0.01%).

Book Depths

10BPS Depth (top of book)

Rank	Venue	Depth (1K EUR)	Change
1	XMAD	3.3	-0.4
2	AQEU	1.1	-0.1
3	CEUX	1.0	+0.1
4	TQEX	0.0	0.0

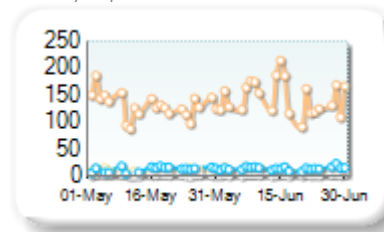
Monthly Depth Trend



50BPS Depth (deeper into book)

Rank	Venue	Depth (1K EUR)	Change
1	XMAD	145.8	+15.7
2	AQEU	14.6	+2.7
3	CEUX	11.4	+1.8
4	TQEX	3.2	+0.3

Monthly Depth Trend



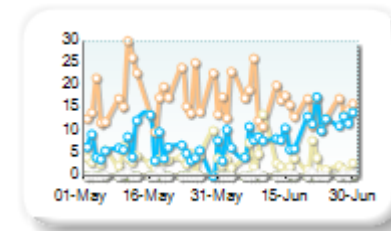
Market depth measures the amount of visible liquidity (bids and offers) in the order book within 10 or 50 BPS of mid price. The result is averaged over the stocks in the index and is based on measurements of the order book every 30 seconds. This is quoted in '000s of EUR.

Best Prices

At touch

Rank	Venue	Best Price (%)	Change
1	XMAD	16.05	+0.26
2	AQEU	9.73	+8.08
3	CEUX	3.47	-0.01
4	TQEX	0.17	+0.09
5	CHIX	0.00	+0.00
6	TRQX	0.00	+0.00
7	BATE	0.00	+0.00

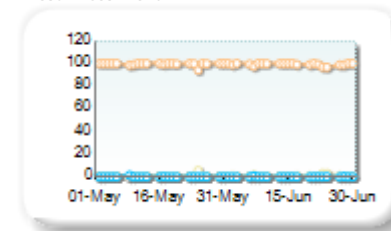
Best Prices Trend



25k EUR deal

Rank	Venue	Best Price (%)	Change
1	XMAD	99.24	-0.26
2	CEUX	0.61	+0.29
3	AQEU	0.09	0.00
4	CHIX	0.00	+0.00
5	TRQX	0.00	+0.00
6	BATE	0.00	+0.00
7	TQEX	0.00	+0.00

Best Prices Trend

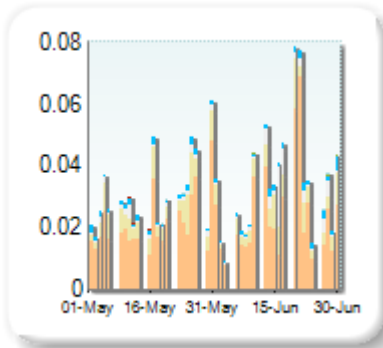


Best Price % measures how often each venue posts an absolute best price (no ties) for stocks. The result is averaged over the stocks in the index and is based on measurements of the order book every 5 seconds.

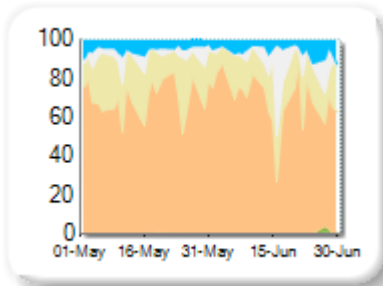
Market Share

Rank	Venue	Market Share	Change
1	XMAD	69.24%	-0.56
2	CEUX	17.17%	-3.57
3	TQEX	8.05%	+3.57
4	AQEU	5.28%	+0.49
5	BATE	0.17%	+0.13
6	TRQX	0.05%	0.00
7	CHIX	0.03%	-0.06
8	AQXE	0.00%	+0.00

Volume Trend



Market Share Trend



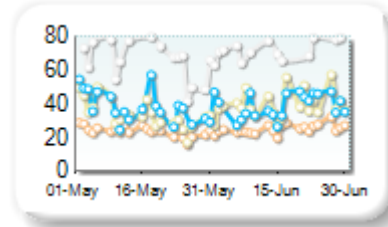
Market share is based on on-book value traded during continuous trading. The share is calculated by averaging over all stocks in the index. The current value shown is for last week and the change is relative to the previous week.

Spreads

At touch

Rank	Venue	Spread (bps)	Change
1	XMAD	24.96	+1.23
2	AQEU	38.82	+0.86
3	CEUX	39.29	+5.50
4	TQEX	77.28	+6.96

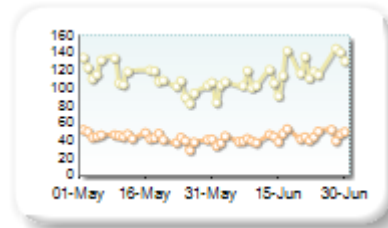
Monthly Spread Trend



25k EUR deal

Rank	Venue	Spread (bps)	Change
1	XMAD	44.10	-0.10
2	CEUX	116.10	+4.39

Monthly Spread Trend



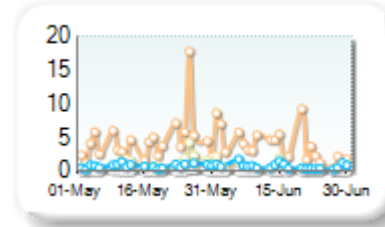
Spreads measure the bid to offer spread of the best visible orders in the book. The result is averaged over the stocks in the index and is based on measurements of the order books every 30 seconds. The value for the spread is quoted in basis points (0.01%).

Book Depths

10BPS Depth (top of book)

Rank	Venue	Depth (1K EUR)	Change
1	XMAD	3.7	-0.7
2	AQEU	0.7	-0.1
3	CEUX	0.6	-0.4
4	TQEX	0.0	0.0

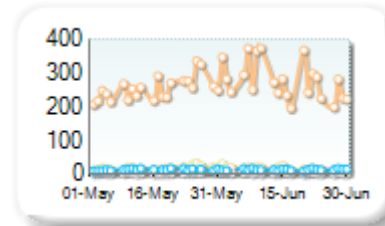
Monthly Depth Trend



50BPS Depth (deeper into book)

Rank	Venue	Depth (1K EUR)	Change
1	XMAD	276.4	+24.0
2	CEUX	17.1	-1.0
3	AQEU	13.3	-0.2
4	TQEX	4.8	-0.5

Monthly Depth Trend



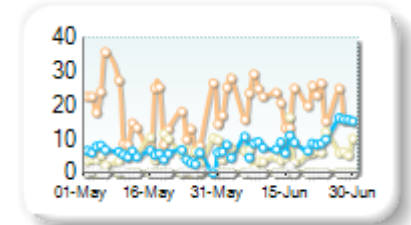
Market depth measures the amount of visible liquidity (bids and offers) in the order book within 10 or 50 BPS of mid price. The result is averaged over the stocks in the index and is based on measurements of the order book every 30 seconds. This is quoted in '000s of EUR.

Best Prices

At touch

Rank	Venue	Best Price (%)	Change
1	XMAD	20.99	+2.87
2	AQEU	9.38	+4.01
3	CEUX	6.11	-0.13
4	TQEX	0.14	-0.09
5	CHIX	0.00	-0.01
6	TRQX	0.00	+0.00
7	BATE	0.00	+0.00
8	AQXE	0.00	+0.00

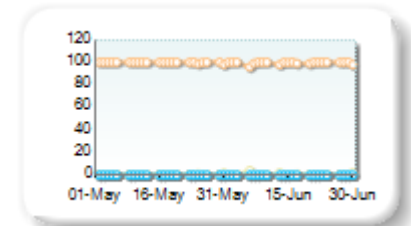
Best Prices Trend



25k EUR deal

Rank	Venue	Best Price (%)	Change
1	XMAD	99.43	-0.38
2	CEUX	0.52	+0.37
3	AQEU	0.00	+0.00
4	CHIX	0.00	+0.00
5	TRQX	0.00	+0.00
6	BATE	0.00	+0.00
7	AQXE	0.00	+0.00
8	TQEX	0.00	+0.00

Best Prices Trend

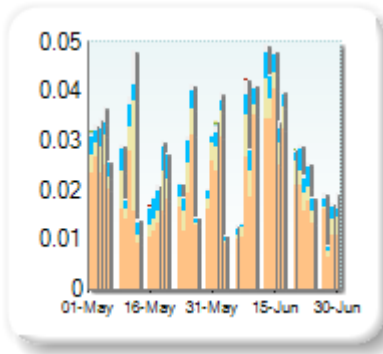


Best Price % measures how often each venue posts an absolute best price (no ties) for stocks. The result is averaged over the stocks in the index and is based on measurements of the order book every 5 seconds.

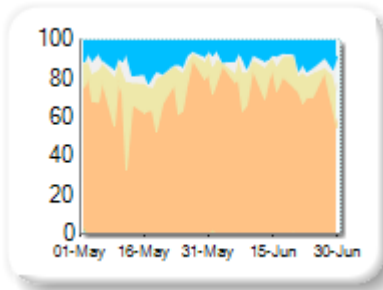
Market Share

Rank	Venue	Market Share	Change
1	XMAD	74.01%	+6.83
2	CEUX	12.27%	-4.73
3	AQEU	10.03%	-1.55
4	TQEX	3.52%	-0.55
5	BATE	0.06%	+0.02
6	TRQX	0.04%	-0.07
7	AQXE	0.04%	+0.04
8	CHIX	0.04%	+0.02

Volume Trend



Market Share Trend



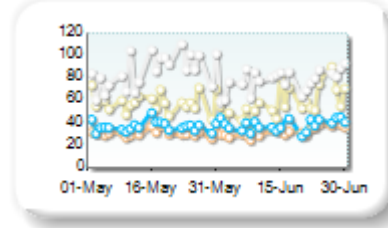
Market share is based on on-book value traded during continuous trading. The share is calculated by averaging over all stocks in the index. The current value shown is for last week and the change is relative to the previous week.

Spreads

At touch

Rank	Venue	Spread (bps)	Change
1	XMAD	32.52	+0.80
2	AQEU	38.35	+1.30
3	CEUX	57.30	-0.96
4	TQEX	77.92	-8.46

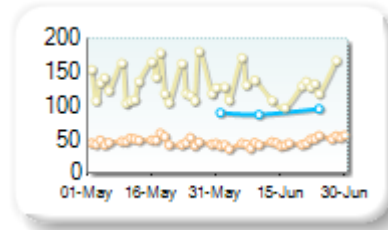
Monthly Spread Trend



25k EUR deal

Rank	Venue	Spread (bps)	Change
1	XMAD	45.70	-1.40
2	AQEU	90.27	n/a
3	CEUX	159.20	+27.25

Monthly Spread Trend



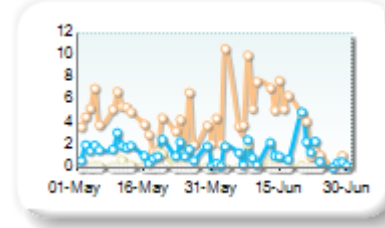
Spreads measure the bid to offer spread of the best visible orders in the book. The result is averaged over the stocks in the index and is based on measurements of the order books every 30 seconds. The value for the spread is quoted in basis points (0.01%).

Book Depths

10BPS Depth (top of book)

Rank	Venue	Depth (1K EUR)	Change
1	XMAD	4.3	+0.2
2	AQEU	1.2	-0.3
3	CEUX	0.3	-0.1
4	TQEX	0.1	+0.0

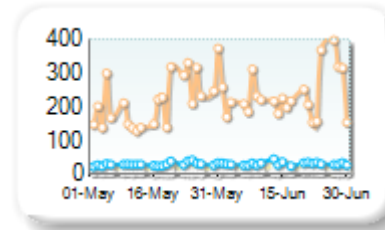
Monthly Depth Trend



50BPS Depth (deeper into book)

Rank	Venue	Depth (1K EUR)	Change
1	XMAD	233.4	+17.3
2	AQEU	31.2	+1.6
3	CEUX	16.5	-2.0
4	TQEX	6.9	+1.6

Monthly Depth Trend



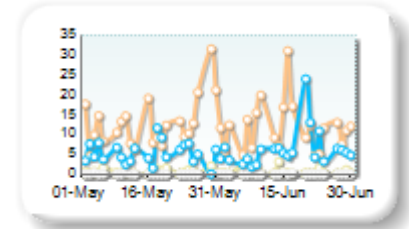
Market depth measures the amount of visible liquidity (bids and offers) in the order book within 10 or 50 BPS of mid price. The result is averaged over the stocks in the index and is based on measurements of the order book every 30 seconds. This is quoted in '000s of EUR.

Best Prices

At touch

Rank	Venue	Best Price (%)	Change
1	XMAD	11.73	+2.26
2	AQEU	6.22	-0.65
3	CEUX	0.67	-0.16
4	TQEX	0.05	+0.04
5	CHIX	0.00	+0.00
6	TRQX	0.00	+0.00
7	BATE	0.00	+0.00
8	AQXE	0.00	+0.00

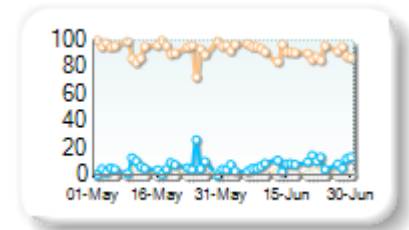
Best Prices Trend



25k EUR deal

Rank	Venue	Best Price (%)	Change
1	XMAD	91.46	-1.26
2	AQEU	7.84	+1.77
3	CEUX	0.43	-0.64
4	TQEX	0.00	0.00
5	CHIX	0.00	+0.00
6	TRQX	0.00	+0.00
7	BATE	0.00	+0.00
8	AQXE	0.00	+0.00

Best Prices Trend

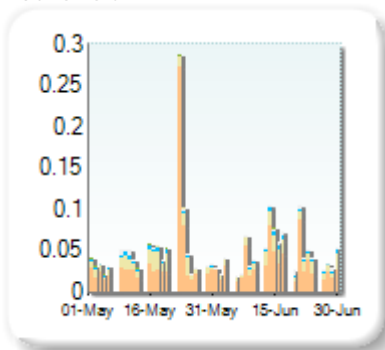


Best Price % measures how often each venue posts an absolute best price (no ties) for stocks. The result is averaged over the stocks in the index and is based on measurements of the order book every 5 seconds.

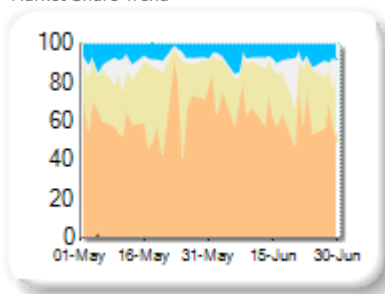
Market Share

Rank	Venue	Market Share	Change
1	XMAD	67.44%	-1.31
2	CEUX	21.26%	-0.32
3	AQEU	6.82%	+1.57
4	TQEX	4.41%	+0.18
5	TRQX	0.06%	+0.04
6	BATE	0.01%	-0.05

Volume Trend



Market Share Trend



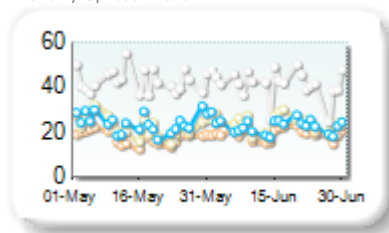
Market share is based on on-book value traded during continuous trading. The share is calculated by averaging over all stocks in the index. The current value shown is for last week and the change is relative to the previous week.

Spreads

At touch

Rank	Venue	Spread (bps)	Change
1	XMAD	19.43	+1.49
2	AQEU	22.84	-1.22
3	CEUX	24.10	+1.64
4	TQEX	41.49	-1.39

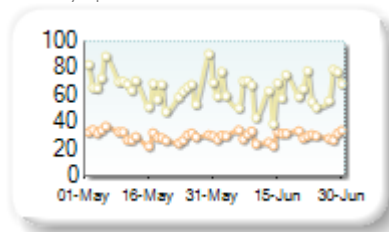
Monthly Spread Trend



25k EUR deal

Rank	Venue	Spread (bps)	Change
1	XMAD	29.61	-0.26
2	CEUX	62.99	-4.01

Monthly Spread Trend



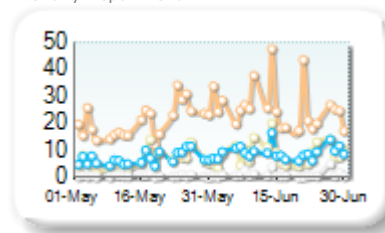
Spreads measure the bid to offer spread of the best visible orders in the book. The result is averaged over the stocks in the index and is based on measurements of the order books every 30 seconds. The value for the spread is quoted in basis points (0.01%).

Book Depths

10BPS Depth (top of book)

Rank	Venue	Depth (1K EUR)	Change
1	XMAD	25.8	+5.1
2	AQEU	9.2	+2.2
3	CEUX	8.8	+2.5
4	TQEX	1.1	+0.5

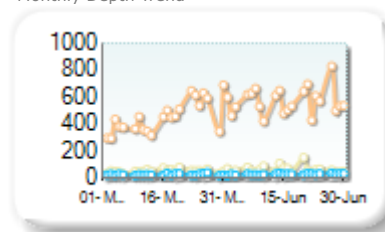
Monthly Depth Trend



50BPS Depth (deeper into book)

Rank	Venue	Depth (1K EUR)	Change
1	XMAD	570.1	+113.6
2	CEUX	65.9	+11.4
3	AQEU	29.5	+2.3
4	TQEX	17.2	+4.1

Monthly Depth Trend



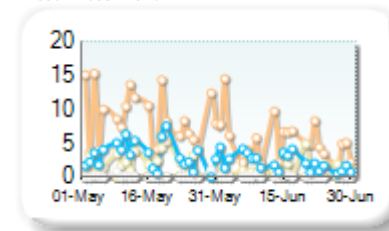
Market depth measures the amount of visible liquidity (bids and offers) in the order book within 10 or 50 BPS of mid price. The result is averaged over the stocks in the index and is based on measurements of the order book every 30 seconds. This is quoted in '000s of EUR.

Best Prices

At touch

Rank	Venue	Best Price (%)	Change
1	XMAD	5.30	-2.48
2	AQEU	2.15	-1.08
3	CEUX	0.97	-1.21
4	TQEX	0.05	-0.07
5	CHIX	0.00	+0.00
6	TRQX	0.00	+0.00
7	BATE	0.00	+0.00
8	AQXE	0.00	+0.00

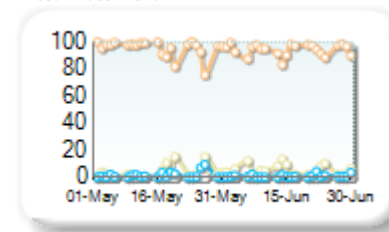
Best Prices Trend



25k EUR deal

Rank	Venue	Best Price (%)	Change
1	XMAD	94.03	-1.15
2	CEUX	4.83	+1.72
3	AQEU	0.92	-0.70
4	TQEX	0.00	+0.00
5	CHIX	0.00	+0.00
6	TRQX	0.00	+0.00
7	BATE	0.00	+0.00
8	AQXE	0.00	+0.00

Best Prices Trend



Best Price % measures how often each venue posts an absolute best price (no ties) for stocks. The result is averaged over the stocks in the index and is based on measurements of the order book every 5 seconds.