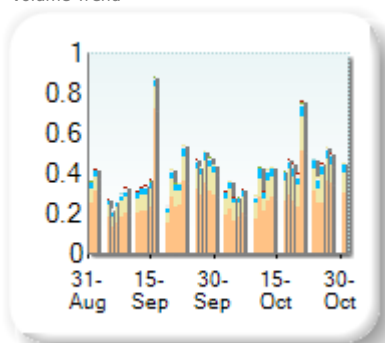


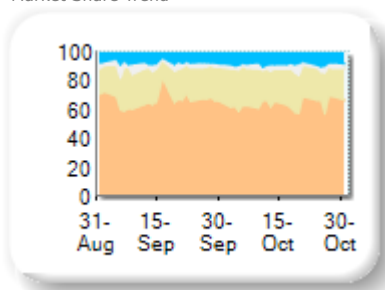
Market Share

Rank	Venue	Market Share	Change
1	XMAD	63.83%	-3.70
2	CEUX	23.97%	+2.44
3	AQEU	8.37%	+1.30
4	TQEX	3.66%	-0.01
5	TRQX	0.08%	+0.01
6	BATE	0.05%	-0.05
7	CHIX	0.03%	+0.01
8	AQXE	0.02%	+0.01

Volume Trend



Market Share Trend



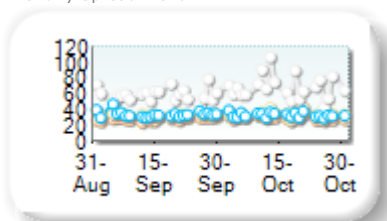
Market share is based on on-book value traded during continuous trading. The share is calculated by averaging over all stocks in the index. The current value shown is for last week and the change is relative to the previous week.

Spreads

At touch

Rank	Venue	Spread (bps)	Change
1	XMAD	28.62	+0.77
2	AQEU	32.72	-0.87
3	CEUX	33.62	+0.31
4	TQEX	68.37	+9.27

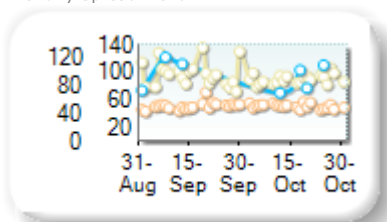
Monthly Spread Trend



25k EUR deal

Rank	Venue	Spread (bps)	Change
1	XMAD	51.66	-0.30
2	CEUX	90.76	-7.58
3	AQEU	90.95	-50.85

Monthly Spread Trend



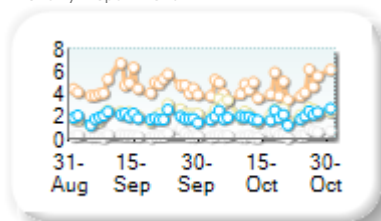
Spreads measure the bid to offer spread of the best visible orders in the book. The result is averaged over the stocks in the index and is based on measurements of the order books every 30 seconds. The value for the spread is quoted in basis points (0.01%).

Book Depths

10BPS Depth (top of book)

Rank	Venue	Depth (1K EUR)	Change
1	XMAD	4.6	-0.1
2	CEUX	2.3	+0.3
3	AQEU	2.0	+0.1
4	TQEX	0.4	+0.1

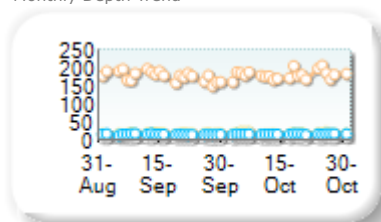
Monthly Depth Trend



50BPS Depth (deeper into book)

Rank	Venue	Depth (1K EUR)	Change
1	XMAD	181.4	+3.9
2	CEUX	18.3	+0.5
3	AQEU	15.2	+0.7
4	TQEX	5.3	+0.1

Monthly Depth Trend



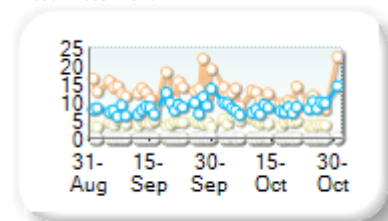
Market depth measures the amount of visible liquidity (bids and offers) in the order book within 10 or 50 BPS of mid price. The result is averaged over the stocks in the index and is based on measurements of the order book every 30 seconds. This is quoted in '000s of EUR.

Best Prices

At touch

Rank	Venue	Best Price (%)	Change
1	XMAD	11.74	-0.72
2	AQEU	8.67	-0.12
3	CEUX	4.60	+0.19
4	TQEX	0.23	+0.02
5	CHIX	0.00	0.00
6	BATE	0.00	0.00
7	TRQX	0.00	+0.00
8	AQXE	0.00	+0.00

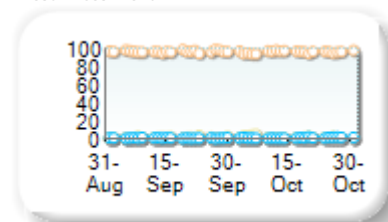
Best Prices Trend



25k EUR deal

Rank	Venue	Best Price (%)	Change
1	XMAD	96.95	-0.59
2	CEUX	1.97	+0.43
3	AQEU	1.00	+0.29
4	TQEX	0.01	-0.09
5	CHIX	0.00	+0.00
6	TRQX	0.00	+0.00
7	BATE	0.00	+0.00
8	AQXE	0.00	+0.00

Best Prices Trend

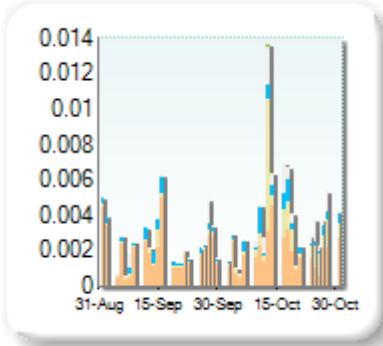


Best Price % measures how often each venue posts an absolute best price (no ties) for stocks. The result is averaged over the stocks in the index and is based on measurements of the order book every 5 seconds.

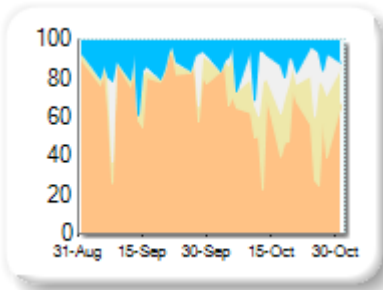
Market Share

Rank	Venue	Market Share	Change
1	XMAD	48.55%	-28.10
2	CEUX	26.10%	+19.78
3	TQEX	13.74%	+9.36
4	AQEU	11.51%	-1.14
5	AQXE	0.06%	+0.06
6	BATE	0.04%	+0.04

Volume Trend



Market Share Trend



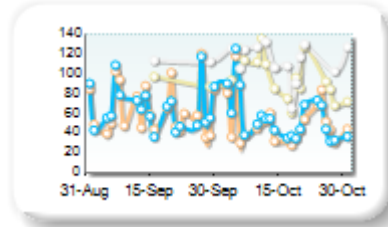
Market share is based on on-book value traded during continuous trading. The share is calculated by averaging over all stocks in the index. The current value shown is for last week and the change is relative to the previous week.

Spreads

At touch

Rank	Venue	Spread (bps)	Change
1	XMAD	50.15	-14.73
2	AQEU	55.51	-10.80
3	CEUX	115.26	-126.02
4	TQEX	140.43	-16.92

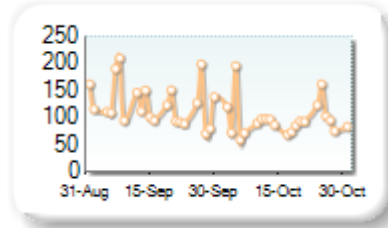
Monthly Spread Trend



25k EUR deal

Rank	Venue	Spread (bps)	Change
1	XMAD	97.12	-28.11

Monthly Spread Trend



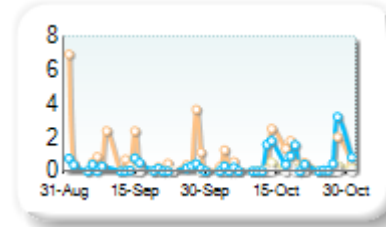
Spreads measure the bid to offer spread of the best visible orders in the book. The result is averaged over the stocks in the index and is based on measurements of the order books every 30 seconds. The value for the spread is quoted in basis points (0.01%).

Book Depths

10BPS Depth (top of book)

Rank	Venue	Depth (1K EUR)	Change
1	XMAD	0.8	-0.4
2	AQEU	0.7	+0.4
3	CEUX	0.2	+0.1
4	TQEX	0.1	+0.0

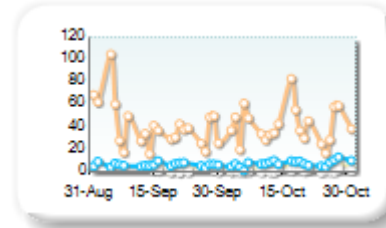
Monthly Depth Trend



50BPS Depth (deeper into book)

Rank	Venue	Depth (1K EUR)	Change
1	XMAD	41.2	+0.5
2	AQEU	7.8	+1.2
3	CEUX	3.0	+2.0
4	TQEX	1.4	+0.6

Monthly Depth Trend



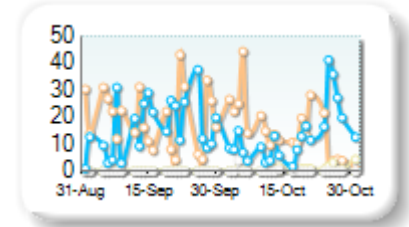
Market depth measures the amount of visible liquidity (bids and offers) in the order book within 10 or 50 BPS of mid price. The result is averaged over the stocks in the index and is based on measurements of the order book every 30 seconds. This is quoted in '000s of EUR.

Best Prices

At touch

Rank	Venue	Best Price (%)	Change
1	XMAD	15.35	+1.35
2	AQEU	13.38	-3.09
3	CEUX	0.90	+0.60
4	TQEX	0.24	+0.06
5	BATE	0.00	+0.00
6	AQXE	0.00	+0.00

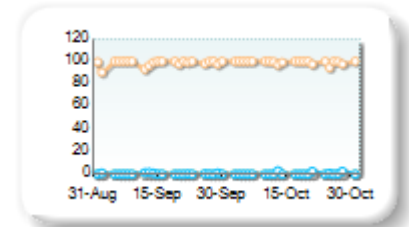
Best Prices Trend



25k EUR deal

Rank	Venue	Best Price (%)	Change
1	XMAD	99.22	+0.65
2	AQEU	0.44	+0.13
3	CEUX	0.04	+0.03
4	BATE	0.00	+0.00
5	AQXE	0.00	+0.00
6	TQEX	0.00	+0.00

Best Prices Trend

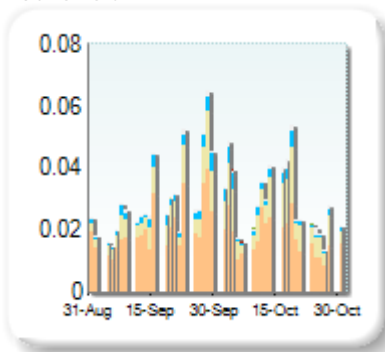


Best Price % measures how often each venue posts an absolute best price (no ties) for stocks. The result is averaged over the stocks in the index and is based on measurements of the order book every 5 seconds.

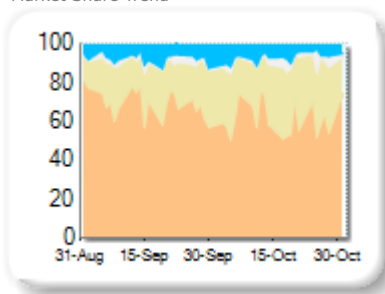
Market Share

Rank	Venue	Market Share	Change
1	XMAD	59.68%	-8.03
2	CEUX	29.23%	+7.09
3	AQEU	7.90%	+0.11
4	TQEX	3.18%	+0.83
5	BATE	0.01%	+0.01
6	CHIX	0.00%	+0.00

Volume Trend



Market Share Trend



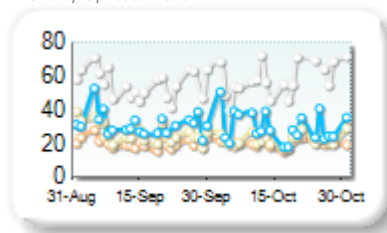
Market share is based on on-book value traded during continuous trading. The share is calculated by averaging over all stocks in the index. The current value shown is for last week and the change is relative to the previous week.

Spreads

At touch

Rank	Venue	Spread (bps)	Change
1	XMAD	19.98	-0.35
2	CEUX	21.83	-4.60
3	AQEU	29.62	-1.75
4	TQEX	60.03	+3.45

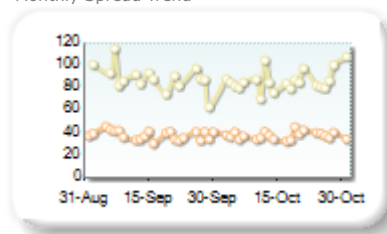
Monthly Spread Trend



25k EUR deal

Rank	Venue	Spread (bps)	Change
1	XMAD	37.96	-0.39
2	CEUX	86.32	-2.24

Monthly Spread Trend



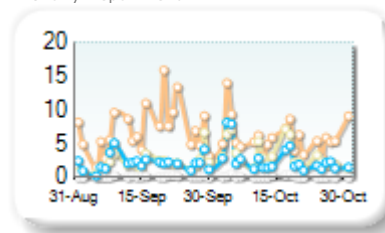
Spreads measure the bid to offer spread of the best visible orders in the book. The result is averaged over the stocks in the index and is based on measurements of the order books every 30 seconds. The value for the spread is quoted in basis points (0.01%).

Book Depths

10BPS Depth (top of book)

Rank	Venue	Depth (1K EUR)	Change
1	XMAD	6.0	-1.0
2	CEUX	3.3	+1.3
3	AQEU	2.6	+0.5
4	TQEX	0.1	+0.0

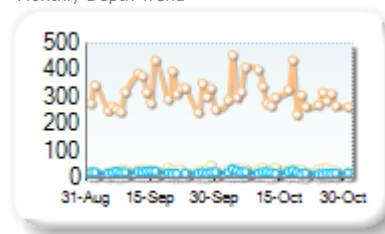
Monthly Depth Trend



50BPS Depth (deeper into book)

Rank	Venue	Depth (1K EUR)	Change
1	XMAD	316.4	+2.9
2	CEUX	34.5	+3.1
3	AQEU	21.2	-0.1
4	TQEX	5.8	-0.1

Monthly Depth Trend



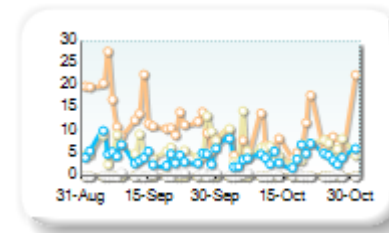
Market depth measures the amount of visible liquidity (bids and offers) in the order book within 10 or 50 BPS of mid price. The result is averaged over the stocks in the index and is based on measurements of the order book every 30 seconds. This is quoted in '000s of EUR.

Best Prices

At touch

Rank	Venue	Best Price (%)	Change
1	XMAD	8.25	-6.08
2	CEUX	6.01	-1.04
3	AQEU	4.36	+0.10
4	TQEX	0.27	-0.07
5	CHIX	0.00	+0.00
6	BATE	0.00	+0.00
7	AQXE	0.00	+0.00

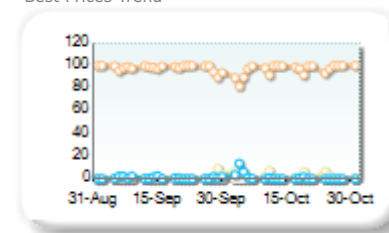
Best Prices Trend



25k EUR deal

Rank	Venue	Best Price (%)	Change
1	XMAD	96.28	-1.68
2	CEUX	2.26	+1.20
3	AQEU	1.39	+0.52
4	TQEX	0.00	0.00
5	CHIX	0.00	+0.00
6	BATE	0.00	+0.00
7	AQXE	0.00	+0.00

Best Prices Trend

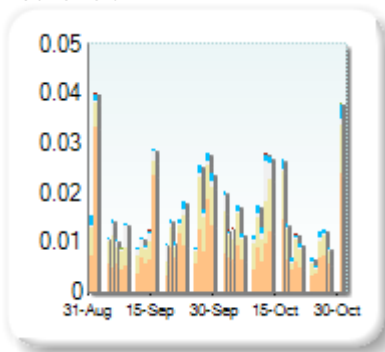


Best Price % measures how often each venue posts an absolute best price (no ties) for stocks. The result is averaged over the stocks in the index and is based on measurements of the order book every 5 seconds.

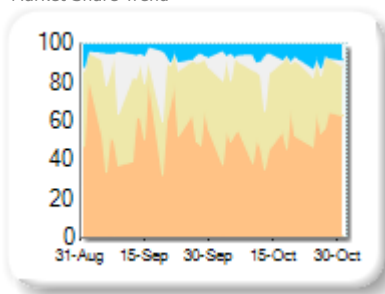
Market Share

Rank	Venue	Market Share	Change
1	XMAD	50.63%	-8.53
2	CEUX	35.25%	+6.99
3	TQEX	7.17%	+0.05
4	AQEU	6.92%	+1.55
5	BATE	0.02%	-0.04
6	CHIX	0.01%	-0.02

Volume Trend



Market Share Trend



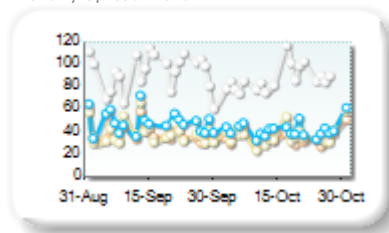
Market share is based on on-book value traded during continuous trading. The share is calculated by averaging over all stocks in the index. The current value shown is for last week and the change is relative to the previous week.

Spreads

At touch

Rank	Venue	Spread (bps)	Change
1	XMAD	35.07	-4.06
2	CEUX	36.71	-3.06
3	AQEU	42.01	-6.87
4	TQEX	94.91	+1.39

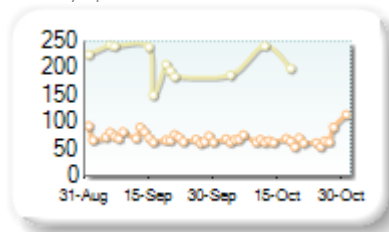
Monthly Spread Trend



25k EUR deal

Rank	Venue	Spread (bps)	Change
1	XMAD	68.25	-4.01
2	CEUX	228.39	+6.85

Monthly Spread Trend



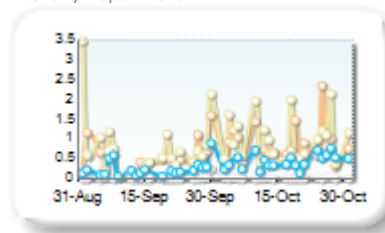
Spreads measure the bid to offer spread of the best visible orders in the book. The result is averaged over the stocks in the index and is based on measurements of the order books every 30 seconds. The value for the spread is quoted in basis points (0.01%).

Book Depths

10BPS Depth (top of book)

Rank	Venue	Depth (1K EUR)	Change
1	CEUX	1.0	+0.3
2	XMAD	0.8	+0.3
3	AQEU	0.4	+0.2
4	TQEX	0.0	0.0

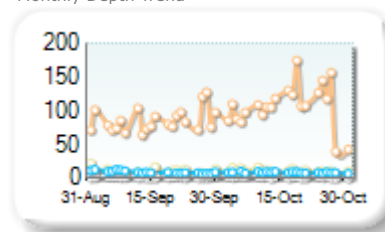
Monthly Depth Trend



50BPS Depth (deeper into book)

Rank	Venue	Depth (1K EUR)	Change
1	XMAD	107.5	+22.2
2	CEUX	11.0	+1.0
3	AQEU	8.4	-0.5
4	TQEX	2.4	+0.2

Monthly Depth Trend



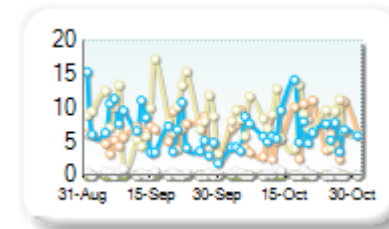
Market depth measures the amount of visible liquidity (bids and offers) in the order book within 10 or 50 BPS of mid price. The result is averaged over the stocks in the index and is based on measurements of the order book every 30 seconds. This is quoted in '000s of EUR.

Best Prices

At touch

Rank	Venue	Best Price (%)	Change
1	CEUX	8.23	-0.06
2	AQEU	6.40	-1.60
3	XMAD	6.28	+0.94
4	TQEX	0.27	-0.14
5	CHIX	0.00	+0.00
6	BATE	0.00	+0.00

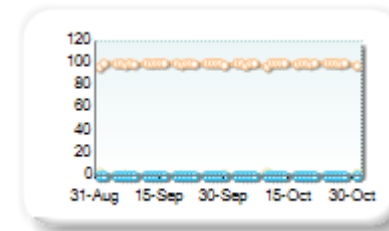
Best Prices Trend



25k EUR deal

Rank	Venue	Best Price (%)	Change
1	XMAD	99.43	+0.00
2	CEUX	0.33	-0.16
3	AQEU	0.00	+0.00
4	CHIX	0.00	+0.00
5	BATE	0.00	+0.00
6	TQEX	0.00	+0.00

Best Prices Trend

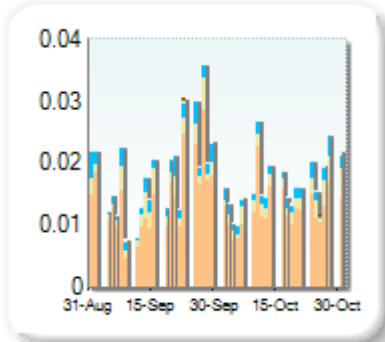


Best Price % measures how often each venue posts an absolute best price (no ties) for stocks. The result is averaged over the stocks in the index and is based on measurements of the order book every 5 seconds.

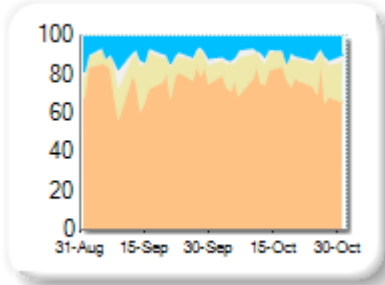
Market Share

Rank	Venue	Market Share	Change
1	XMAD	75.42%	-0.94
2	CEUX	12.81%	+1.15
3	AQEU	9.78%	-0.44
4	TQEX	2.00%	+0.25
5	CHIX	0.00%	-0.01

Volume Trend



Market Share Trend



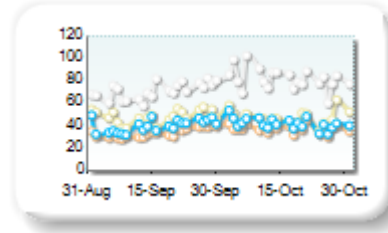
Market share is based on on-book value traded during continuous trading. The share is calculated by averaging over all stocks in the index. The current value shown is for last week and the change is relative to the previous week.

Spreads

At touch

Rank	Venue	Spread (bps)	Change
1	XMAD	37.61	+3.24
2	AQEU	42.23	+1.82
3	CEUX	47.15	-1.01
4	TQEX	81.96	+10.55

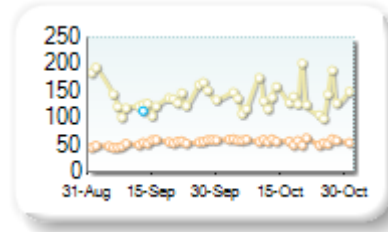
Monthly Spread Trend



25k EUR deal

Rank	Venue	Spread (bps)	Change
1	XMAD	57.28	+3.52
2	CEUX	138.04	+0.88

Monthly Spread Trend



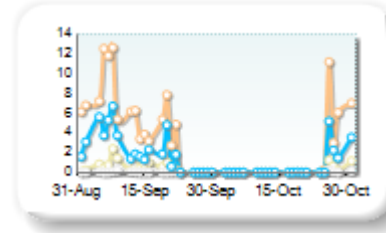
Spreads measure the bid to offer spread of the best visible orders in the book. The result is averaged over the stocks in the index and is based on measurements of the order books every 30 seconds. The value for the spread is quoted in basis points (0.01%).

Book Depths

10BPS Depth (top of book)

Rank	Venue	Depth (1K EUR)	Change
1	XMAD	5.5	-3.5
2	AQEU	2.5	-1.6
3	CEUX	0.6	-0.4
4	TQEX	0.1	0.0

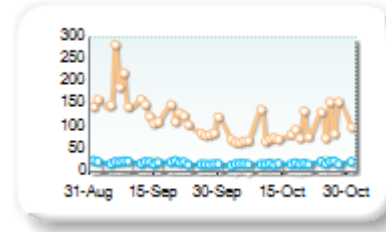
Monthly Depth Trend



50BPS Depth (deeper into book)

Rank	Venue	Depth (1K EUR)	Change
1	XMAD	92.9	-45.1
2	AQEU	19.2	-1.9
3	CEUX	15.5	+0.2
4	TQEX	4.7	-0.9

Monthly Depth Trend



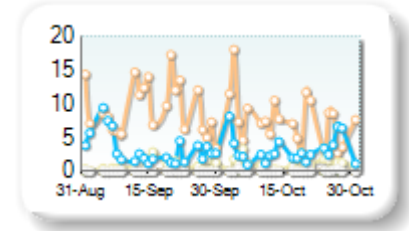
Market depth measures the amount of visible liquidity (bids and offers) in the order book within 10 or 50 BPS of mid price. The result is averaged over the stocks in the index and is based on measurements of the order book every 30 seconds. This is quoted in '000s of EUR.

Best Prices

At touch

Rank	Venue	Best Price (%)	Change
1	XMAD	7.61	-1.93
2	AQEU	3.09	-0.38
3	CEUX	0.99	+0.12
4	TQEX	0.05	+0.04
5	CHIX	0.00	+0.00
6	BATE	0.00	+0.00

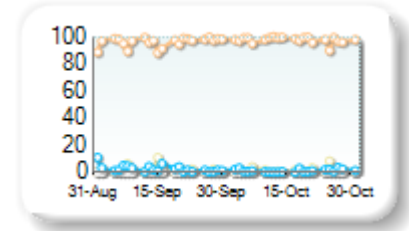
Best Prices Trend



25k EUR deal

Rank	Venue	Best Price (%)	Change
1	XMAD	97.62	+1.63
2	AQEU	1.19	-1.42
3	CEUX	1.14	-0.18
4	CHIX	0.00	+0.00
5	BATE	0.00	+0.00
6	TQEX	0.00	+0.00

Best Prices Trend

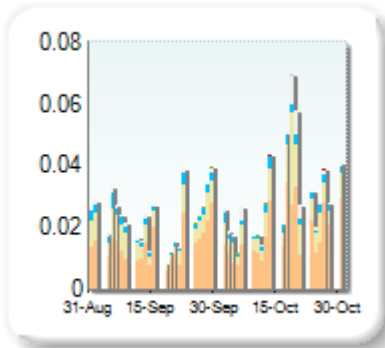


Best Price % measures how often each venue posts an absolute best price (no ties) for stocks. The result is averaged over the stocks in the index and is based on measurements of the order book every 5 seconds.

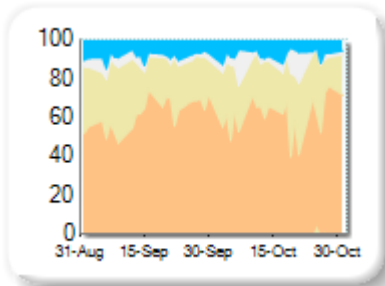
Market Share

Rank	Venue	Market Share	Change
1	XMAD	59.53%	-1.73
2	CEUX	26.95%	+0.59
3	AQEU	7.29%	-1.44
4	TQEX	5.91%	+2.29
5	AQXE	0.16%	+0.15
6	TRQX	0.09%	+0.09
7	BATE	0.06%	+0.04
8	CHIX	0.02%	+0.02

Volume Trend



Market Share Trend



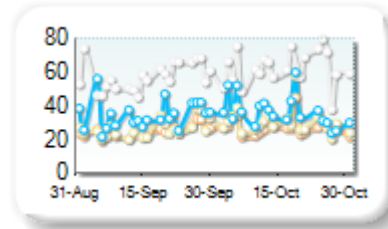
Market share is based on on-book value traded during continuous trading. The share is calculated by averaging over all stocks in the index. The current value shown is for last week and the change is relative to the previous week.

Spreads

At touch

Rank	Venue	Spread (bps)	Change
1	XMAD	27.17	+2.36
2	CEUX	30.32	+3.81
3	AQEU	36.63	+2.19
4	TQEX	64.35	+7.28

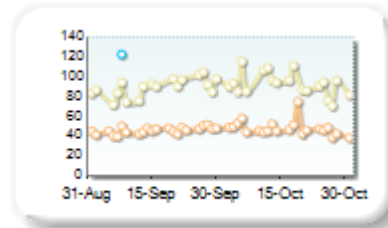
Monthly Spread Trend



25k EUR deal

Rank	Venue	Spread (bps)	Change
1	XMAD	47.83	+2.23
2	CEUX	92.93	+3.51

Monthly Spread Trend



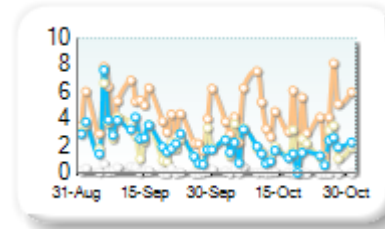
Spreads measure the bid to offer spread of the best visible orders in the book. The result is averaged over the stocks in the index and is based on measurements of the order books every 30 seconds. The value for the spread is quoted in basis points (0.01%).

Book Depths

10BPS Depth (top of book)

Rank	Venue	Depth (1K EUR)	Change
1	XMAD	4.3	-0.2
2	CEUX	1.9	-0.6
3	AQEU	1.6	-1.1
4	TQEX	0.1	-0.1

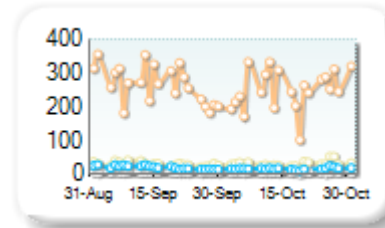
Monthly Depth Trend



50BPS Depth (deeper into book)

Rank	Venue	Depth (1K EUR)	Change
1	XMAD	250.1	-15.4
2	CEUX	31.0	+0.5
3	AQEU	16.4	-4.1
4	TQEX	6.1	-0.8

Monthly Depth Trend



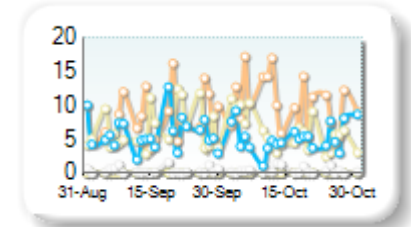
Market depth measures the amount of visible liquidity (bids and offers) in the order book within 10 or 50 BPS of mid price. The result is averaged over the stocks in the index and is based on measurements of the order book every 30 seconds. This is quoted in '000s of EUR.

Best Prices

At touch

Rank	Venue	Best Price (%)	Change
1	XMAD	10.13	+2.69
2	CEUX	6.02	-0.80
3	AQEU	5.21	-0.59
4	TQEX	0.39	-0.09
5	CHIX	0.00	+0.00
6	TRQX	0.00	+0.00
7	BATE	0.00	+0.00
8	AQXE	0.00	+0.00

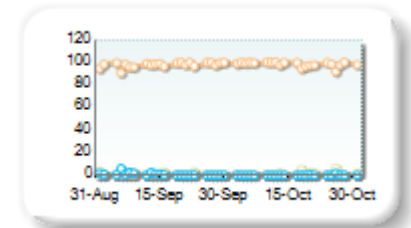
Best Prices Trend



25k EUR deal

Rank	Venue	Best Price (%)	Change
1	XMAD	98.27	+0.43
2	CEUX	1.43	+0.42
3	AQEU	0.15	-0.75
4	CHIX	0.00	+0.00
5	TRQX	0.00	+0.00
6	BATE	0.00	+0.00
7	AQXE	0.00	+0.00
8	TQEX	0.00	-0.01

Best Prices Trend

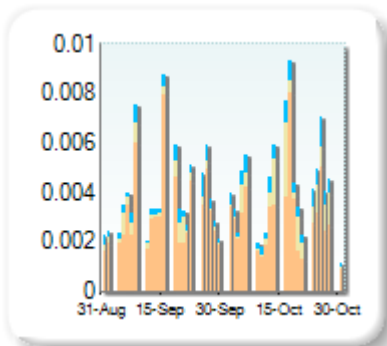


Best Price % measures how often each venue posts an absolute best price (no ties) for stocks. The result is averaged over the stocks in the index and is based on measurements of the order book every 5 seconds.

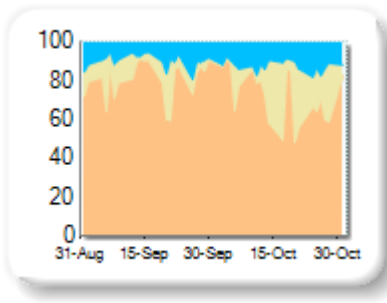
Market Share

Rank	Venue	Market Share	Change
1	XMAD	70.19%	-10.55
2	CEUX	17.44%	+7.82
3	AQEU	12.37%	+2.73

Volume Trend



Market Share Trend



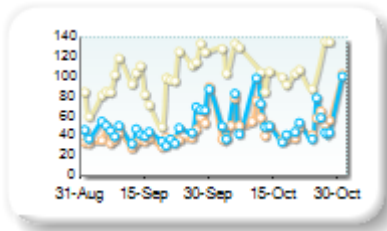
Market share is based on on-book value traded during continuous trading. The share is calculated by averaging over all stocks in the index. The current value shown is for last week and the change is relative to the previous week.

Spreads

At touch

Rank	Venue	Spread (bps)	Change
1	XMAD	58.31	+17.82
2	AQEU	61.67	+14.36
3	CEUX	128.58	+26.29

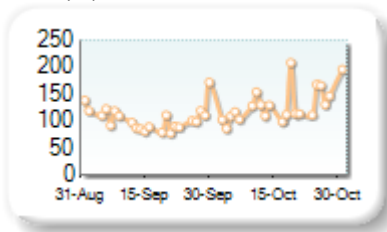
Monthly Spread Trend



25k EUR deal

Rank	Venue	Spread (bps)	Change
1	XMAD	129.98	+25.47

Monthly Spread Trend



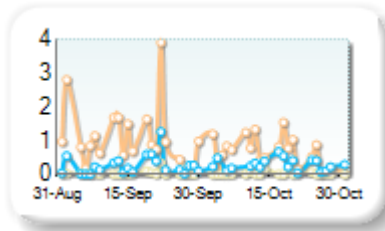
Spreads measure the bid to offer spread of the best visible orders in the book. The result is averaged over the stocks in the index and is based on measurements of the order books every 30 seconds. The value for the spread is quoted in basis points (0.01%).

Book Depths

10BPS Depth (top of book)

Rank	Venue	Depth (1K EUR)	Change
1	XMAD	0.7	-0.4
2	AQEU	0.3	+0.0
3	CEUX	0.0	0.0

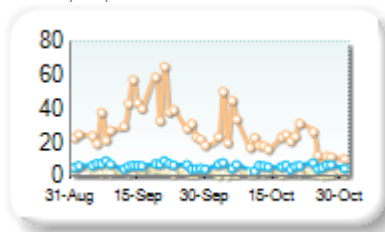
Monthly Depth Trend



50BPS Depth (deeper into book)

Rank	Venue	Depth (1K EUR)	Change
1	XMAD	22.2	-11.7
2	AQEU	5.7	-0.6
3	CEUX	1.7	-1.2

Monthly Depth Trend



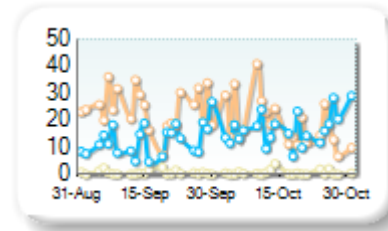
Market depth measures the amount of visible liquidity (bids and offers) in the order book within 10 or 50 BPS of mid price. The result is averaged over the stocks in the index and is based on measurements of the order book every 30 seconds. This is quoted in '000s of EUR.

Best Prices

At touch

Rank	Venue	Best Price (%)	Change
1	XMAD	18.81	+0.73
2	AQEU	16.59	+1.18
3	CEUX	0.66	-0.40


Best Prices Trend



25k EUR deal

Rank	Venue	Best Price (%)	Change
1	XMAD	99.72	-0.19
2	AQEU	0.08	+0.08
3	CEUX	0.00	+0.00

Best Prices Trend

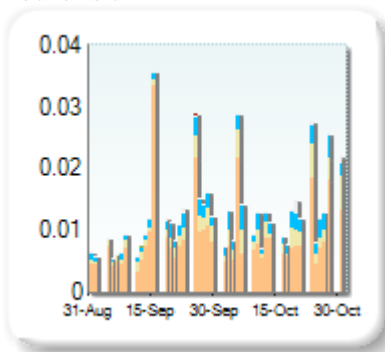


Best Price % measures how often each venue posts an absolute best price (no ties) for stocks. The result is averaged over the stocks in the index and is based on measurements of the order book every 5 seconds.

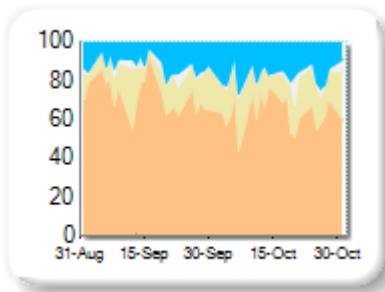
Market Share

Rank	Venue	Market Share	Change
1	XMAD	63.43%	-10.02
2	CEUX	17.95%	+5.23
3	AQEU	15.90%	+4.15
4	TQEX	2.72%	+0.72

Volume Trend



Market Share Trend



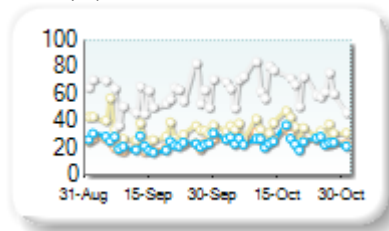
Market share is based on on-book value traded during continuous trading. The share is calculated by averaging over all stocks in the index. The current value shown is for last week and the change is relative to the previous week.

Spreads

At touch

Rank	Venue	Spread (bps)	Change
1	AQEU	25.17	+1.66
2	XMAD	26.29	+3.73
3	CEUX	34.09	+0.95
4	TQEX	67.27	+6.80

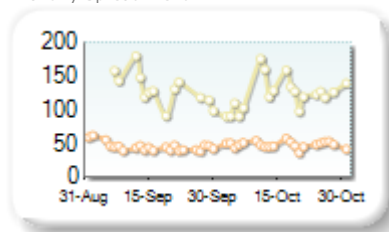
Monthly Spread Trend



25k EUR deal

Rank	Venue	Spread (bps)	Change
1	XMAD	48.22	+3.05
2	CEUX	126.22	-20.88
3	AQEU	225.80	n/a

Monthly Spread Trend



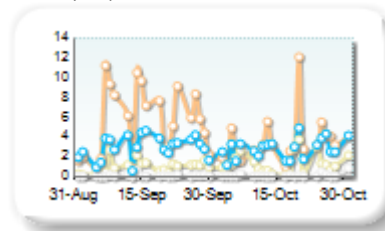
Spreads measure the bid to offer spread of the best visible orders in the book. The result is averaged over the stocks in the index and is based on measurements of the order books every 30 seconds. The value for the spread is quoted in basis points (0.01%).

Book Depths

10BPS Depth (top of book)

Rank	Venue	Depth (1K EUR)	Change
1	XMAD	3.5	-2.1
2	AQEU	2.8	-0.1
3	CEUX	1.3	+0.4
4	TQEX	0.1	+0.0

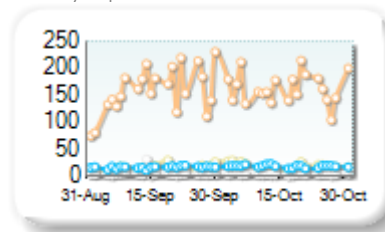
Monthly Depth Trend



50BPS Depth (deeper into book)

Rank	Venue	Depth (1K EUR)	Change
1	XMAD	162.5	+3.2
2	CEUX	18.9	+3.6
3	AQEU	18.5	+1.9
4	TQEX	4.0	-1.4

Monthly Depth Trend



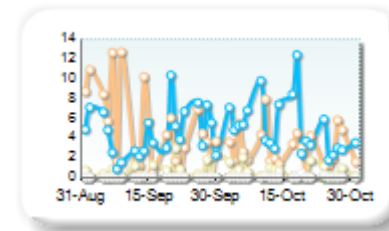
Market depth measures the amount of visible liquidity (bids and offers) in the order book within 10 or 50 BPS of mid price. The result is averaged over the stocks in the index and is based on measurements of the order book every 30 seconds. This is quoted in '000s of EUR.

Best Prices

At touch

Rank	Venue	Best Price (%)	Change
1	AQEU	5.05	+1.39
2	XMAD	3.06	-1.51
3	CEUX	0.59	+0.21
4	TQEX	0.04	+0.05
5	CHIX	0.00	+0.00
6	TRQX	0.00	+0.00
7	BATE	0.00	+0.00

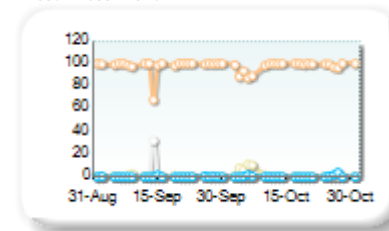
Best Prices Trend



25k EUR deal

Rank	Venue	Best Price (%)	Change
1	XMAD	97.32	-0.71
2	CEUX	1.98	+1.72
3	AQEU	0.47	+0.33
4	TQEX	0.00	-1.48
5	CHIX	0.00	+0.00
6	TRQX	0.00	+0.00
7	BATE	0.00	+0.00

Best Prices Trend

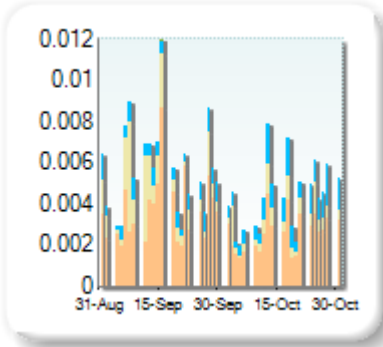


Best Price % measures how often each venue posts an absolute best price (no ties) for stocks. The result is averaged over the stocks in the index and is based on measurements of the order book every 5 seconds.

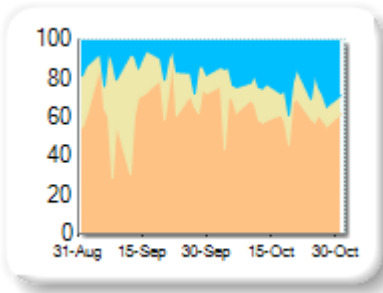
Market Share

Rank	Venue	Market Share	Change
1	XMAD	59.86%	-3.29
2	AQEU	24.39%	+11.73
3	CEUX	15.75%	-8.43

Volume Trend



Market Share Trend



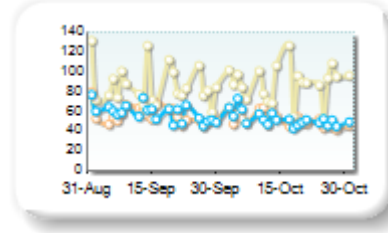
Market share is based on on-book value traded during continuous trading. The share is calculated by averaging over all stocks in the index. The current value shown is for last week and the change is relative to the previous week.

Spreads

At touch

Rank	Venue	Spread (bps)	Change
1	XMAD	50.90	-5.10
2	AQEU	52.12	-5.85
3	CEUX	88.34	+2.02

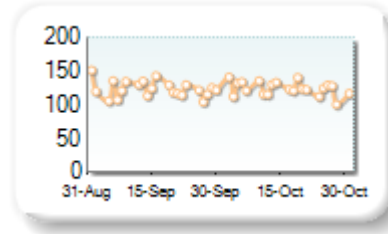
Monthly Spread Trend



25k EUR deal

Rank	Venue	Spread (bps)	Change
1	XMAD	123.72	+0.82

Monthly Spread Trend



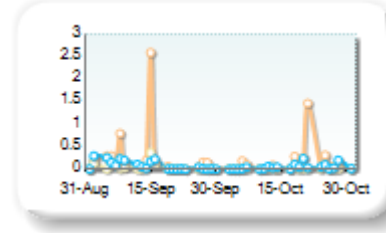
Spreads measure the bid to offer spread of the best visible orders in the book. The result is averaged over the stocks in the index and is based on measurements of the order books every 30 seconds. The value for the spread is quoted in basis points (0.01%).

Book Depths

10BPS Depth (top of book)

Rank	Venue	Depth (1K EUR)	Change
1	XMAD	0.2	-0.1
2	AQEU	0.1	0.0
3	CEUX	0.0	0.0

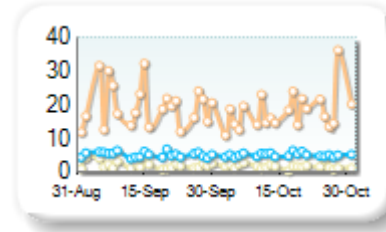
Monthly Depth Trend



50BPS Depth (deeper into book)

Rank	Venue	Depth (1K EUR)	Change
1	XMAD	18.0	-1.8
2	AQEU	5.2	-0.1
3	CEUX	1.7	-0.4

Monthly Depth Trend



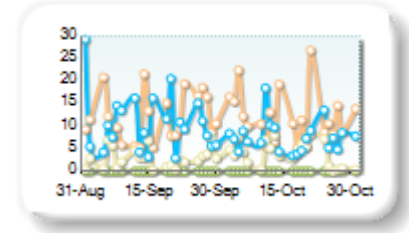
Market depth measures the amount of visible liquidity (bids and offers) in the order book within 10 or 50 BPS of mid price. The result is averaged over the stocks in the index and is based on measurements of the order book every 30 seconds. This is quoted in '000s of EUR.

Best Prices

At touch

Rank	Venue	Best Price (%)	Change
1	XMAD	12.17	-0.91
2	AQEU	7.61	-2.17
3	CEUX	3.93	+3.33
4	BATE	0.00	+0.00

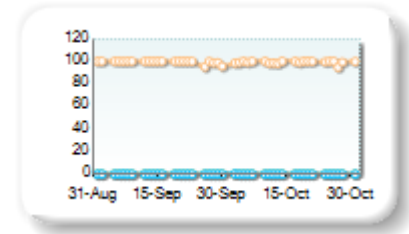
Best Prices Trend



25k EUR deal

Rank	Venue	Best Price (%)	Change
1	XMAD	99.16	-0.23
2	AQEU	0.01	+0.01
3	BATE	0.00	+0.00
4	CEUX	0.00	+0.00

Best Prices Trend

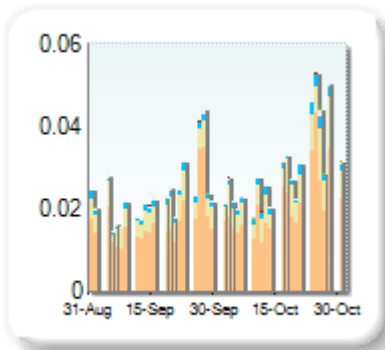


Best Price % measures how often each venue posts an absolute best price (no ties) for stocks. The result is averaged over the stocks in the index and is based on measurements of the order book every 5 seconds.

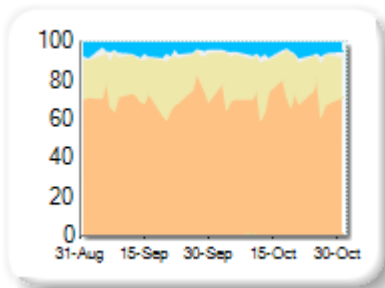
Market Share

Rank	Venue	Market Share	Change
1	XMAD	70.59%	-0.73
2	CEUX	21.91%	+0.68
3	AQEU	5.64%	+0.30
4	TQEX	1.66%	-0.42
5	BATE	0.12%	+0.09
6	TRQX	0.07%	+0.07
7	AQXE	0.01%	+0.01
8	CHIX	0.00%	0.00

Volume Trend



Market Share Trend



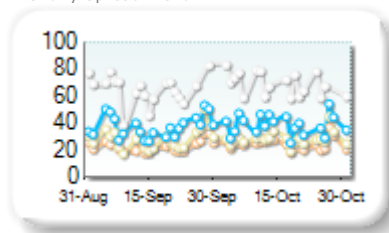
Market share is based on on-book value traded during continuous trading. The share is calculated by averaging over all stocks in the index. The current value shown is for last week and the change is relative to the previous week.

Spreads

At touch

Rank	Venue	Spread (bps)	Change
1	XMAD	24.70	+1.16
2	CEUX	28.44	-0.15
3	AQEU	38.69	+1.26
4	TQEX	73.24	+4.16

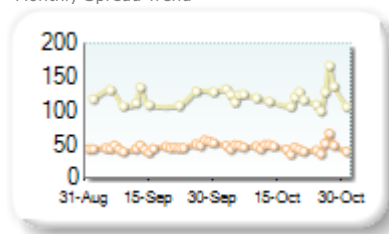
Monthly Spread Trend



25k EUR deal

Rank	Venue	Spread (bps)	Change
1	XMAD	46.02	-0.18
2	CEUX	121.38	+2.08

Monthly Spread Trend



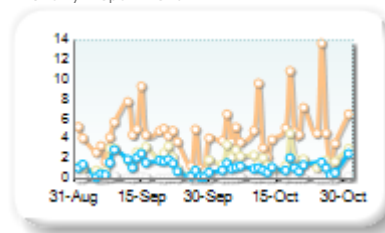
Spreads measure the bid to offer spread of the best visible orders in the book. The result is averaged over the stocks in the index and is based on measurements of the order books every 30 seconds. The value for the spread is quoted in basis points (0.01%).

Book Depths

10BPS Depth (top of book)

Rank	Venue	Depth (1K EUR)	Change
1	XMAD	5.4	+1.2
2	CEUX	1.9	+0.3
3	AQEU	1.1	-0.1
4	TQEX	0.1	+0.0

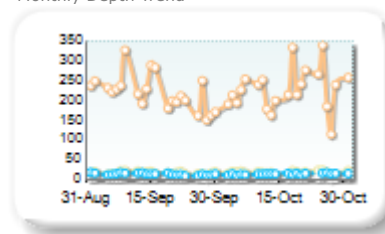
Monthly Depth Trend



50BPS Depth (deeper into book)

Rank	Venue	Depth (1K EUR)	Change
1	XMAD	228.6	+9.0
2	CEUX	17.6	+1.2
3	AQEU	13.3	+0.3
4	TQEX	4.4	-0.1

Monthly Depth Trend



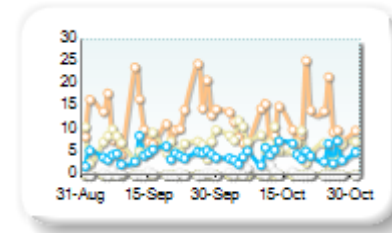
Market depth measures the amount of visible liquidity (bids and offers) in the order book within 10 or 50 BPS of mid price. The result is averaged over the stocks in the index and is based on measurements of the order book every 30 seconds. This is quoted in '000s of EUR.

Best Prices

At touch

Rank	Venue	Best Price (%)	Change
1	XMAD	11.76	-4.48
2	CEUX	6.81	-0.23
3	AQEU	4.63	+0.25
4	TQEX	0.39	+0.12
5	CHIX	0.00	+0.00
6	TRQX	0.00	+0.00
7	BATE	0.00	+0.00
8	AQXE	0.00	+0.00

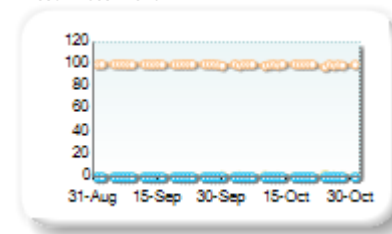
Best Prices Trend



25k EUR deal

Rank	Venue	Best Price (%)	Change
1	XMAD	99.45	-0.33
2	CEUX	0.49	+0.32
3	AQEU	0.01	+0.01
4	CHIX	0.00	+0.00
5	TRQX	0.00	+0.00
6	BATE	0.00	+0.00
7	AQXE	0.00	+0.00
8	TQEX	0.00	+0.00

Best Prices Trend

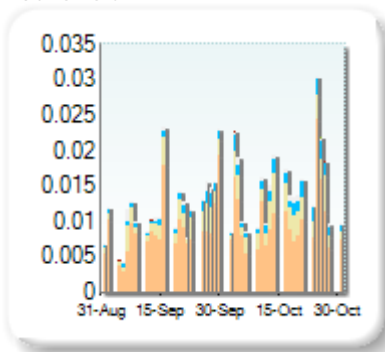


Best Price % measures how often each venue posts an absolute best price (no ties) for stocks. The result is averaged over the stocks in the index and is based on measurements of the order book every 5 seconds.

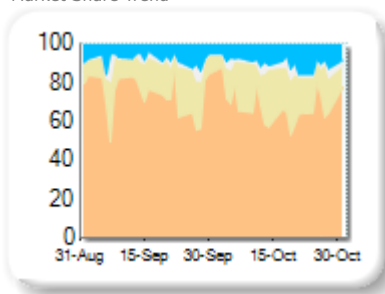
Market Share

Rank	Venue	Market Share	Change
1	XMAD	67.92%	-4.94
2	CEUX	19.29%	+2.61
3	AQEU	9.78%	+2.02
4	TQEX	2.90%	+0.21
5	CHIX	0.07%	+0.07
6	BATE	0.04%	+0.04

Volume Trend



Market Share Trend



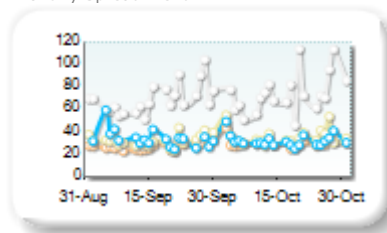
Market share is based on on-book value traded during continuous trading. The share is calculated by averaging over all stocks in the index. The current value shown is for last week and the change is relative to the previous week.

Spreads

At touch

Rank	Venue	Spread (bps)	Change
1	XMAD	30.37	+2.53
2	AQEU	32.35	-1.92
3	CEUX	35.49	+3.15
4	TQEX	76.81	+7.27

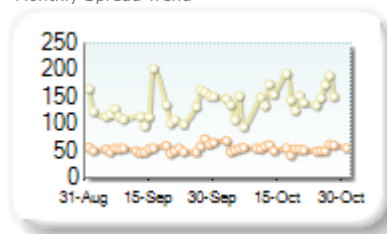
Monthly Spread Trend



25k EUR deal

Rank	Venue	Spread (bps)	Change
1	XMAD	54.94	+0.21
2	CEUX	147.48	+17.36

Monthly Spread Trend



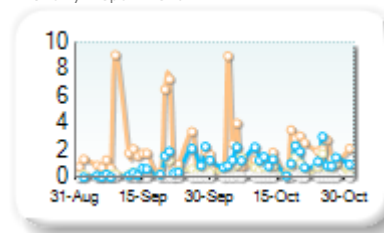
Spreads measure the bid to offer spread of the best visible orders in the book. The result is averaged over the stocks in the index and is based on measurements of the order books every 30 seconds. The value for the spread is quoted in basis points (0.01%).

Book Depths

10BPS Depth (top of book)

Rank	Venue	Depth (1K EUR)	Change
1	XMAD	2.2	+0.1
2	AQEU	1.3	+0.6
3	CEUX	0.7	+0.4
4	TQEX	0.0	+0.0

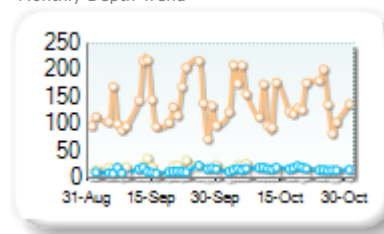
Monthly Depth Trend



50BPS Depth (deeper into book)

Rank	Venue	Depth (1K EUR)	Change
1	XMAD	144.7	+9.7
2	AQEU	17.1	+3.5
3	CEUX	16.4	-2.6
4	TQEX	3.3	-0.1

Monthly Depth Trend



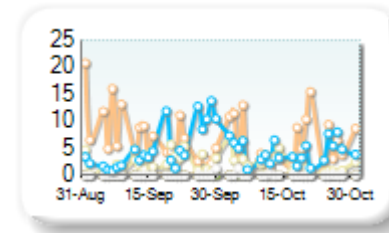
Market depth measures the amount of visible liquidity (bids and offers) in the order book within 10 or 50 BPS of mid price. The result is averaged over the stocks in the index and is based on measurements of the order book every 30 seconds. This is quoted in '000s of EUR.

Best Prices

At touch

Rank	Venue	Best Price (%)	Change
1	XMAD	6.07	-0.08
2	AQEU	4.38	-0.01
3	CEUX	1.92	-0.23
4	TQEX	0.09	+0.08
5	CHIX	0.00	+0.00
6	BATE	0.00	+0.00

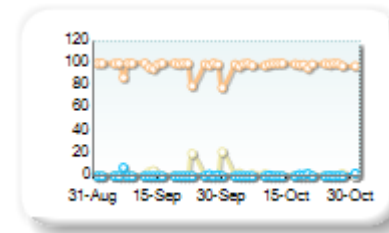
Best Prices Trend



25k EUR deal

Rank	Venue	Best Price (%)	Change
1	XMAD	98.76	+1.95
2	CEUX	0.74	-1.75
3	AQEU	0.45	-0.02
4	CHIX	0.00	+0.00
5	BATE	0.00	+0.00
6	TQEX	0.00	+0.00

Best Prices Trend

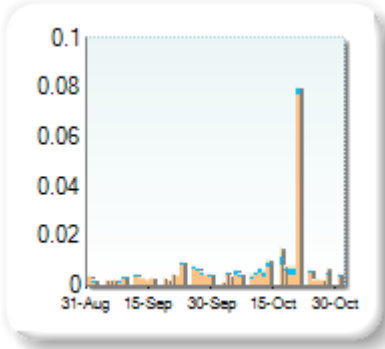


Best Price % measures how often each venue posts an absolute best price (no ties) for stocks. The result is averaged over the stocks in the index and is based on measurements of the order book every 5 seconds.

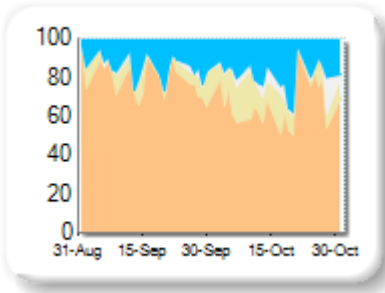
Market Share

Rank	Venue	Market Share	Change
1	XMAD	75.42%	-2.92
2	AQEU	13.92%	-0.50
3	CEUX	8.02%	+2.27
4	TQEX	2.65%	+1.16

Volume Trend



Market Share Trend



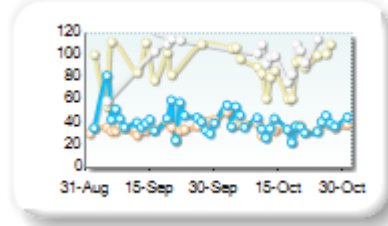
Market share is based on on-book value traded during continuous trading. The share is calculated by averaging over all stocks in the index. The current value shown is for last week and the change is relative to the previous week.

Spreads

At touch

Rank	Venue	Spread (bps)	Change
1	XMAD	36.37	+0.91
2	AQEU	39.15	-4.33
3	CEUX	104.05	-12.68
4	TQEX	133.47	-6.73

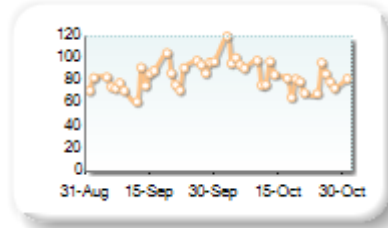
Monthly Spread Trend



25k EUR deal

Rank	Venue	Spread (bps)	Change
1	XMAD	85.90	+1.84

Monthly Spread Trend



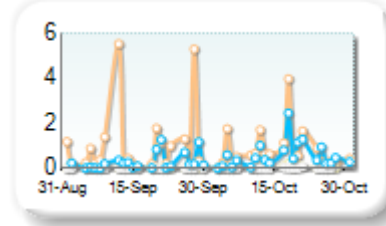
Spreads measure the bid to offer spread of the best visible orders in the book. The result is averaged over the stocks in the index and is based on measurements of the order books every 30 seconds. The value for the spread is quoted in basis points (0.01%).

Book Depths

10BPS Depth (top of book)

Rank	Venue	Depth (1K EUR)	Change
1	XMAD	0.8	-0.2
2	AQEU	0.6	+0.3
3	CEUX	0.1	+0.0
4	TQEX	0.0	+0.0

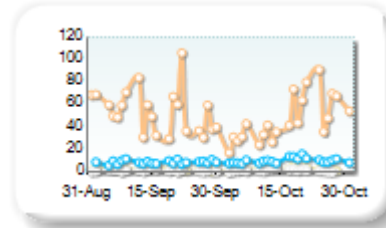
Monthly Depth Trend



50BPS Depth (deeper into book)

Rank	Venue	Depth (1K EUR)	Change
1	XMAD	46.7	-7.2
2	AQEU	10.3	+1.5
3	CEUX	3.1	+0.5
4	TQEX	1.6	+0.2

Monthly Depth Trend



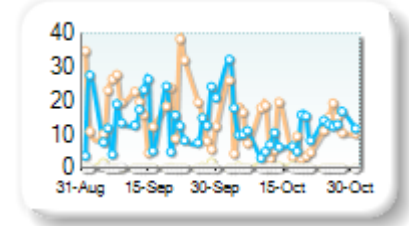
Market depth measures the amount of visible liquidity (bids and offers) in the order book within 10 or 50 BPS of mid price. The result is averaged over the stocks in the index and is based on measurements of the order book every 30 seconds. This is quoted in '000s of EUR.

Best Prices

At touch

Rank	Venue	Best Price (%)	Change
1	AQEU	11.64	-4.34
2	XMAD	11.51	-2.65
3	CEUX	0.17	-0.04
4	TQEX	0.02	-0.04

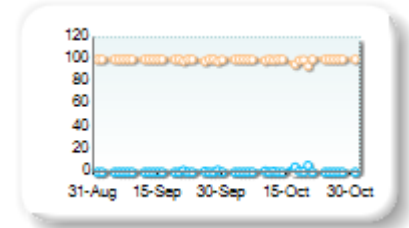
Best Prices Trend



25k EUR deal

Rank	Venue	Best Price (%)	Change
1	XMAD	99.30	-0.42
2	AQEU	0.66	+0.47
3	CEUX	0.00	-0.01
4	TQEX	0.00	+0.00

Best Prices Trend

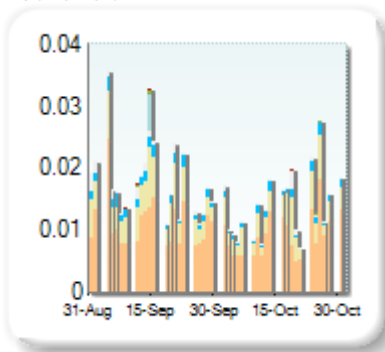


Best Price % measures how often each venue posts an absolute best price (no ties) for stocks. The result is averaged over the stocks in the index and is based on measurements of the order book every 5 seconds.

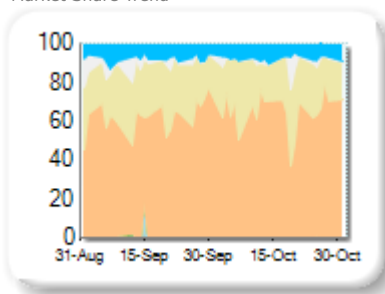
Market Share

Rank	Venue	Market Share	Change
1	XMAD	64.23%	+4.09
2	CEUX	25.47%	-0.80
3	AQEU	7.56%	-0.16
4	TQEX	2.67%	-1.42
5	BATE	0.06%	-0.11
6	CHIX	0.00%	-0.10

Volume Trend



Market Share Trend



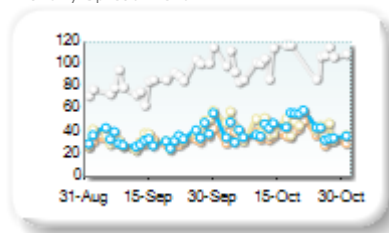
Market share is based on on-book value traded during continuous trading. The share is calculated by averaging over all stocks in the index. The current value shown is for last week and the change is relative to the previous week.

Spreads

At touch

Rank	Venue	Spread (bps)	Change
1	XMAD	36.73	+4.93
2	AQEU	43.08	+7.84
3	CEUX	44.36	+8.41
4	TQEX	110.17	+14.94

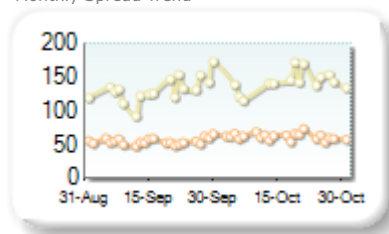
Monthly Spread Trend



25k EUR deal

Rank	Venue	Spread (bps)	Change
1	XMAD	61.67	+6.96
2	CEUX	142.54	+11.06

Monthly Spread Trend



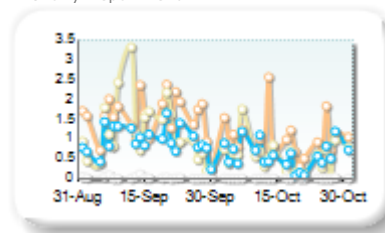
Spreads measure the bid to offer spread of the best visible orders in the book. The result is averaged over the stocks in the index and is based on measurements of the order books every 30 seconds. The value for the spread is quoted in basis points (0.01%).

Book Depths

10BPS Depth (top of book)

Rank	Venue	Depth (1K EUR)	Change
1	XMAD	1.0	-0.6
2	AQEU	0.6	-0.4
3	CEUX	0.6	-0.6
4	TQEX	0.0	0.0

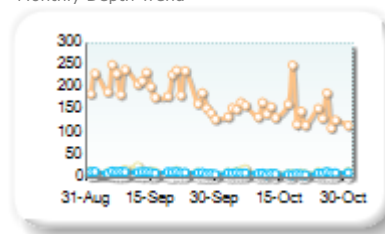
Monthly Depth Trend



50BPS Depth (deeper into book)

Rank	Venue	Depth (1K EUR)	Change
1	XMAD	149.7	-50.8
2	CEUX	11.3	-2.1
3	AQEU	10.5	-2.2
4	TQEX	1.5	-1.0

Monthly Depth Trend



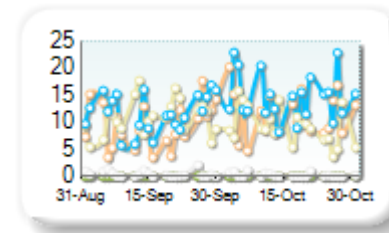
Market depth measures the amount of visible liquidity (bids and offers) in the order book within 10 or 50 BPS of mid price. The result is averaged over the stocks in the index and is based on measurements of the order book every 30 seconds. This is quoted in '000s of EUR.

Best Prices

At touch

Rank	Venue	Best Price (%)	Change
1	AQEU	14.61	+2.96
2	XMAD	11.30	-0.50
3	CEUX	9.24	-2.17
4	TQEX	0.26	-0.09
5	CHIX	0.00	+0.00
6	TRQX	0.00	+0.00
7	BATE	0.00	+0.00

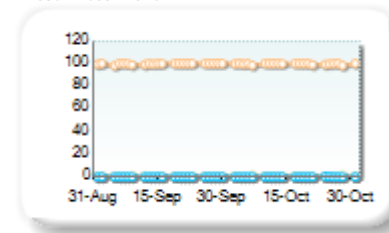
Best Prices Trend



25k EUR deal

Rank	Venue	Best Price (%)	Change
1	XMAD	99.64	-0.06
2	CEUX	0.21	+0.00
3	AQEU	0.03	+0.03
4	CHIX	0.00	+0.00
5	TRQX	0.00	+0.00
6	BATE	0.00	+0.00
7	TQEX	0.00	+0.00

Best Prices Trend

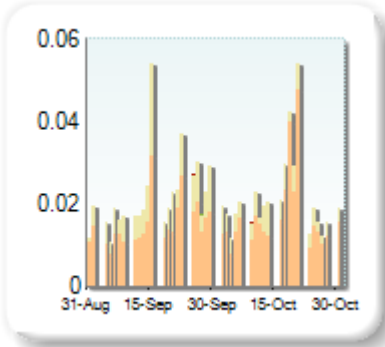


Best Price % measures how often each venue posts an absolute best price (no ties) for stocks. The result is averaged over the stocks in the index and is based on measurements of the order book every 5 seconds.

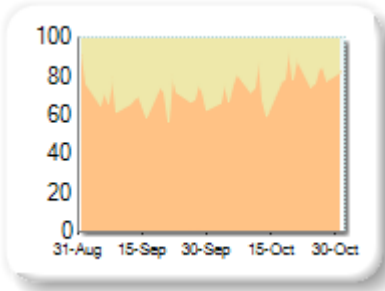
Market Share

Rank	Venue	Market Share	Change
1	XMAD	79.05%	+10.60
2	CEUX	20.95%	-10.59
3	CHIX	0.00%	+0.00

Volume Trend



Market Share Trend



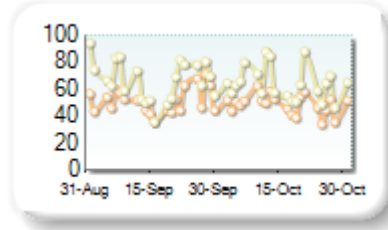
Market share is based on on-book value traded during continuous trading. The share is calculated by averaging over all stocks in the index. The current value shown is for last week and the change is relative to the previous week.

Spreads

At touch

Rank	Venue	Spread (bps)	Change
1	XMAD	48.71	-2.90
2	CEUX	64.16	-2.24

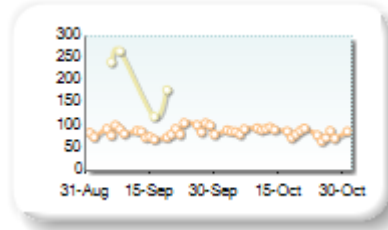
Monthly Spread Trend



25k EUR deal

Rank	Venue	Spread (bps)	Change
1	XMAD	86.43	-1.51

Monthly Spread Trend



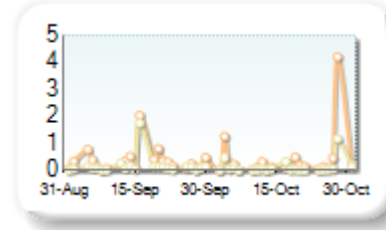
Spreads measure the bid to offer spread of the best visible orders in the book. The result is averaged over the stocks in the index and is based on measurements of the order books every 30 seconds. The value for the spread is quoted in basis points (0.01%).

Book Depths

10BPS Depth (top of book)

Rank	Venue	Depth (1K EUR)	Change
1	XMAD	0.5	+0.0
2	CEUX	0.2	0.0

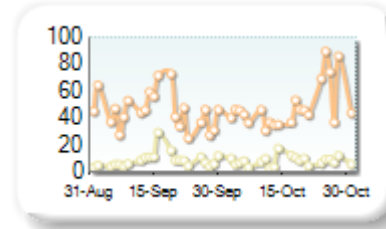
Monthly Depth Trend



50BPS Depth (deeper into book)

Rank	Venue	Depth (1K EUR)	Change
1	XMAD	48.5	+3.1
2	CEUX	8.4	-0.5

Monthly Depth Trend



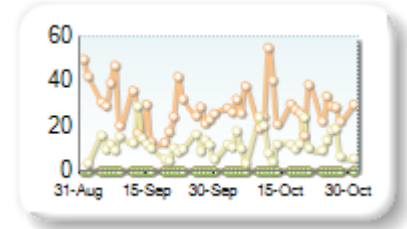
Market depth measures the amount of visible liquidity (bids and offers) in the order book within 10 or 50 BPS of mid price. The result is averaged over the stocks in the index and is based on measurements of the order book every 30 seconds. This is quoted in '000s of EUR.

Best Prices

At touch

Rank	Venue	Best Price (%)	Change
1	XMAD	29.18	+12.83
2	CEUX	12.68	-0.45
3	CHIX	0.00	+0.00
4	BATE	0.00	+0.00

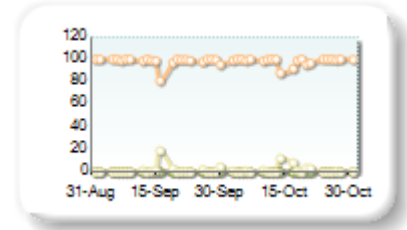
Best Prices Trend



25k EUR deal

Rank	Venue	Best Price (%)	Change
1	XMAD	98.30	+0.02
2	CEUX	1.60	+0.02
3	CHIX	0.00	+0.00
4	BATE	0.00	+0.00

Best Prices Trend

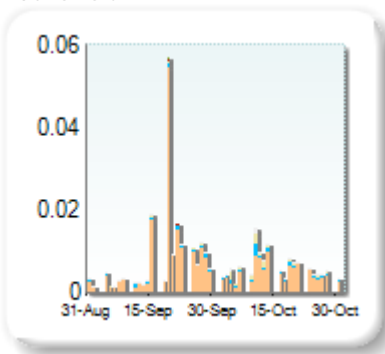


Best Price % measures how often each venue posts an absolute best price (no ties) for stocks. The result is averaged over the stocks in the index and is based on measurements of the order book every 5 seconds.

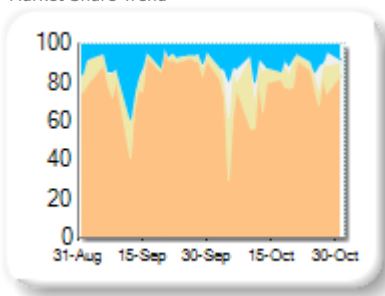
Market Share

Rank	Venue	Market Share	Change
1	XMAD	72.70%	-17.36
2	CEUX	11.97%	+8.60
3	AQEU	11.42%	+5.61
4	TQEX	3.91%	+3.41

Volume Trend



Market Share Trend



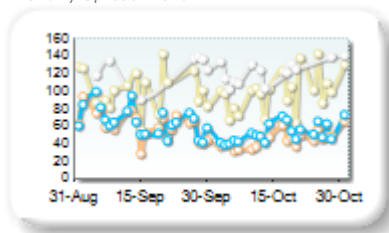
Market share is based on on-book value traded during continuous trading. The share is calculated by averaging over all stocks in the index. The current value shown is for last week and the change is relative to the previous week.

Spreads

At touch

Rank	Venue	Spread (bps)	Change
1	XMAD	45.23	-17.30
2	AQEU	53.05	-13.11
3	CEUX	99.78	-22.82
4	TQEX	144.95	-37.45

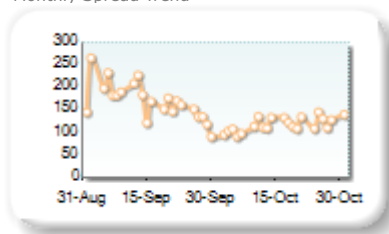
Monthly Spread Trend



25k EUR deal

Rank	Venue	Spread (bps)	Change
1	XMAD	117.87	-52.01

Monthly Spread Trend



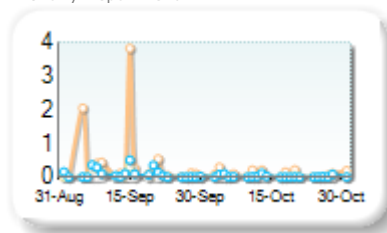
Spreads measure the bid to offer spread of the best visible orders in the book. The result is averaged over the stocks in the index and is based on measurements of the order books every 30 seconds. The value for the spread is quoted in basis points (0.01%).

Book Depths

10BPS Depth (top of book)

Rank	Venue	Depth (1K EUR)	Change
1	XMAD	0.1	-0.3
2	AQEU	0.0	-0.1
3	CEUX	0.0	0.0
4	TQEX	0.0	+0.0

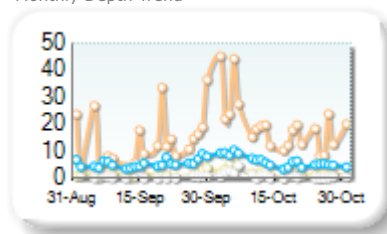
Monthly Depth Trend



50BPS Depth (deeper into book)

Rank	Venue	Depth (1K EUR)	Change
1	XMAD	19.6	+6.1
2	AQEU	6.3	+0.8
3	CEUX	2.4	+0.9
4	TQEX	1.0	+0.6

Monthly Depth Trend



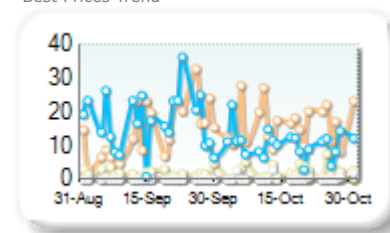
Market depth measures the amount of visible liquidity (bids and offers) in the order book within 10 or 50 BPS of mid price. The result is averaged over the stocks in the index and is based on measurements of the order book every 30 seconds. This is quoted in '000s of EUR.

Best Prices

At touch

Rank	Venue	Best Price (%)	Change
1	XMAD	16.16	+6.86
2	AQEU	10.52	-4.28
3	CEUX	2.34	-0.89
4	TQEX	0.45	+0.59
5	CHIX	0.00	+0.00
6	BATE	0.00	+0.00

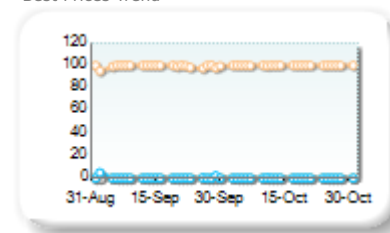
Best Prices Trend



25k EUR deal

Rank	Venue	Best Price (%)	Change
1	XMAD	99.89	+0.62
2	AQEU	0.02	-0.32
3	CHIX	0.00	+0.00
4	BATE	0.00	+0.00
5	CEUX	0.00	-0.03
6	TQEX	0.00	+0.00

Best Prices Trend

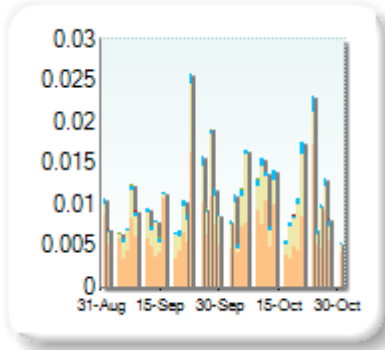


Best Price % measures how often each venue posts an absolute best price (no ties) for stocks. The result is averaged over the stocks in the index and is based on measurements of the order book every 5 seconds.

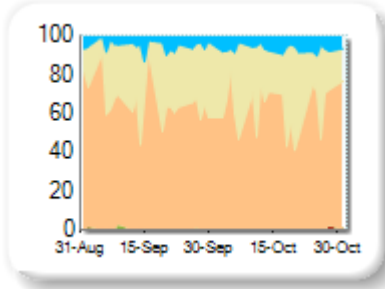
Market Share

Rank	Venue	Market Share	Change
1	XMAD	61.36%	-3.83
2	CEUX	31.72%	+2.56
3	AQEU	6.83%	+1.46
4	CHIX	0.09%	+0.02
5	BATE	0.00%	-0.21

Volume Trend



Market Share Trend



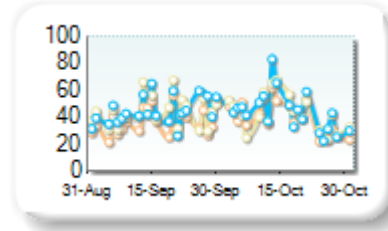
Market share is based on on-book value traded during continuous trading. The share is calculated by averaging over all stocks in the index. The current value shown is for last week and the change is relative to the previous week.

Spreads

At touch

Rank	Venue	Spread (bps)	Change
1	XMAD	39.48	+2.60
2	CEUX	42.79	-1.04
3	AQEU	43.72	-0.89

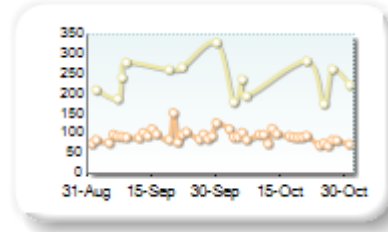
Monthly Spread Trend



25k EUR deal

Rank	Venue	Spread (bps)	Change
1	XMAD	89.44	-6.69
2	CEUX	238.48	-15.94

Monthly Spread Trend



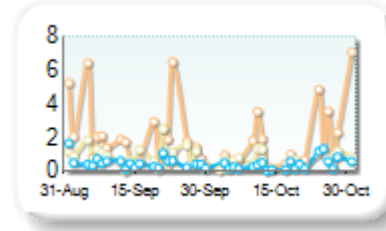
Spreads measure the bid to offer spread of the best visible orders in the book. The result is averaged over the stocks in the index and is based on measurements of the order books every 30 seconds. The value for the spread is quoted in basis points (0.01%).

Book Depths

10BPS Depth (top of book)

Rank	Venue	Depth (1K EUR)	Change
1	XMAD	1.6	-0.4
2	CEUX	0.6	-0.3
3	AQEU	0.4	-0.1

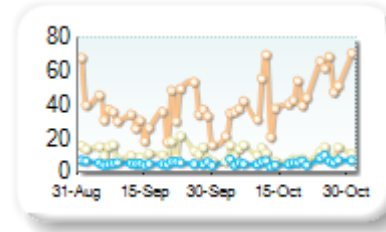
Monthly Depth Trend



50BPS Depth (deeper into book)

Rank	Venue	Depth (1K EUR)	Change
1	XMAD	46.3	+10.8
2	CEUX	10.2	-1.3
3	AQEU	5.9	+0.7

Monthly Depth Trend



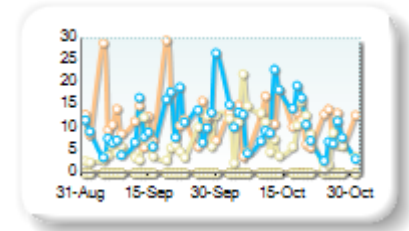
Market depth measures the amount of visible liquidity (bids and offers) in the order book within 10 or 50 BPS of mid price. The result is averaged over the stocks in the index and is based on measurements of the order book every 30 seconds. This is quoted in '000s of EUR.

Best Prices

At touch

Rank	Venue	Best Price (%)	Change
1	XMAD	11.07	+3.89
2	AQEU	10.99	+1.73
3	CEUX	8.83	+1.75
4	CHIX	0.01	+0.02
5	BATE	0.00	+0.00
6	AQXE	0.00	+0.00

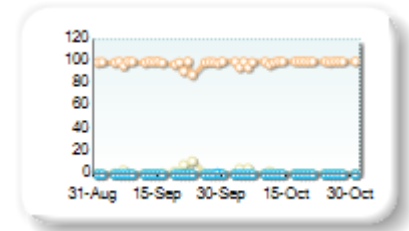
Best Prices Trend



25k EUR deal

Rank	Venue	Best Price (%)	Change
1	XMAD	99.13	+0.86
2	CEUX	0.82	-0.78
3	CHIX	0.00	+0.00
4	BATE	0.00	+0.00
5	AQXE	0.00	+0.00
6	AQEU	0.00	-0.04

Best Prices Trend

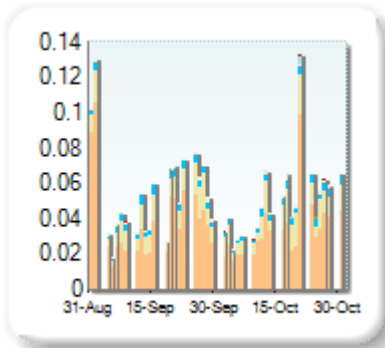


Best Price % measures how often each venue posts an absolute best price (no ties) for stocks. The result is averaged over the stocks in the index and is based on measurements of the order book every 5 seconds.

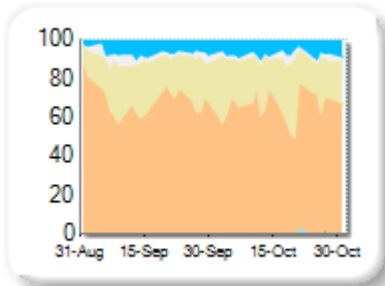
Market Share

Rank	Venue	Market Share	Change
1	XMAD	65.77%	-4.62
2	CEUX	23.97%	+3.31
3	AQEU	6.86%	+0.85
4	TQEX	2.65%	-0.25
5	TRQX	0.52%	+0.51
6	BATE	0.13%	+0.10
7	CHIX	0.09%	+0.09
8	AQXE	0.01%	+0.01

Volume Trend



Market Share Trend



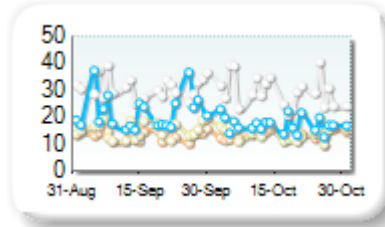
Market share is based on on-book value traded during continuous trading. The share is calculated by averaging over all stocks in the index. The current value shown is for last week and the change is relative to the previous week.

Spreads

At touch

Rank	Venue	Spread (bps)	Change
1	XMAD	13.23	-0.05
2	CEUX	14.15	-1.13
3	AQEU	17.25	-4.45
4	TQEX	29.51	-1.24

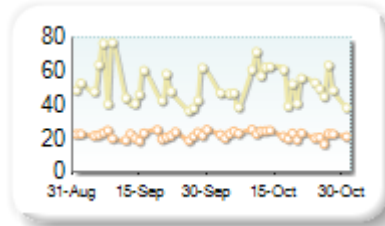
Monthly Spread Trend



25k EUR deal

Rank	Venue	Spread (bps)	Change
1	XMAD	22.08	+0.21
2	CEUX	51.77	+0.58

Monthly Spread Trend



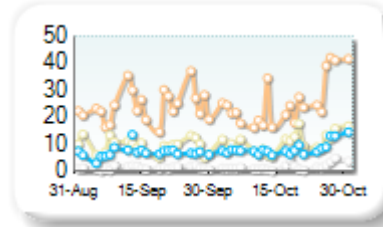
Spreads measure the bid to offer spread of the best visible orders in the book. The result is averaged over the stocks in the index and is based on measurements of the order books every 30 seconds. The value for the spread is quoted in basis points (0.01%).

Book Depths

10BPS Depth (top of book)

Rank	Venue	Depth (1K EUR)	Change
1	XMAD	25.6	+1.4
2	CEUX	10.5	+1.2
3	AQEU	8.3	+1.3
4	TQEX	1.8	+0.5

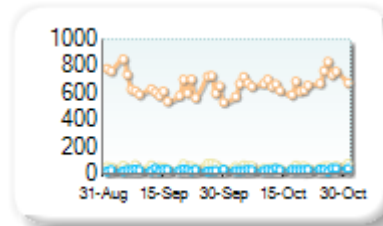
Monthly Depth Trend



50BPS Depth (deeper into book)

Rank	Venue	Depth (1K EUR)	Change
1	XMAD	675.0	+25.2
2	CEUX	54.2	+0.2
3	AQEU	32.5	+3.0
4	TQEX	19.3	+0.7

Monthly Depth Trend



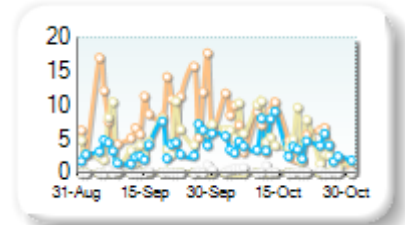
Market depth measures the amount of visible liquidity (bids and offers) in the order book within 10 or 50 BPS of mid price. The result is averaged over the stocks in the index and is based on measurements of the order book every 30 seconds. This is quoted in '000s of EUR.

Best Prices

At touch

Rank	Venue	Best Price (%)	Change
1	XMAD	5.61	-3.38
2	CEUX	5.05	-0.19
3	AQEU	4.23	+0.35
4	TQEX	0.27	+0.12
5	CHIX	0.00	+0.00
6	TRQX	0.00	+0.00
7	BATE	0.00	-0.01
8	AQXE	0.00	+0.00

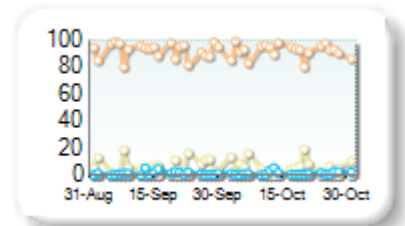
Best Prices Trend



25k EUR deal

Rank	Venue	Best Price (%)	Change
1	XMAD	91.78	-0.27
2	CEUX	6.51	+0.04
3	AQEU	1.45	+0.08
4	TQEX	0.00	+0.00
5	CHIX	0.00	+0.00
6	TRQX	0.00	+0.00
7	BATE	0.00	+0.00
8	AQXE	0.00	+0.00

Best Prices Trend

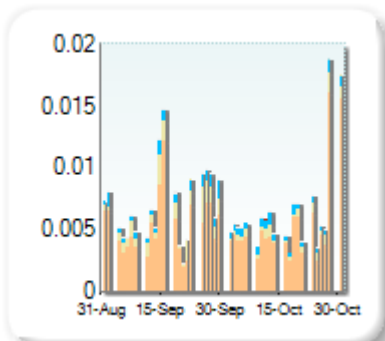


Best Price % measures how often each venue posts an absolute best price (no ties) for stocks. The result is averaged over the stocks in the index and is based on measurements of the order book every 5 seconds.

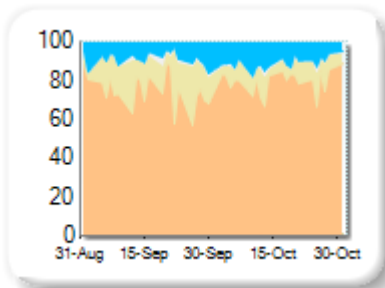
Market Share

Rank	Venue	Market Share	Change
1	XMAD	80.79%	+6.51
2	AQEU	9.76%	+0.62
3	CEUX	8.72%	-6.93
4	TQEX	0.72%	-0.21
5	BATE	0.01%	+0.01
6	CHIX	0.00%	+0.00
7	TRQX	0.00%	+0.00
8	AQXE	0.00%	+0.00

Volume Trend



Market Share Trend



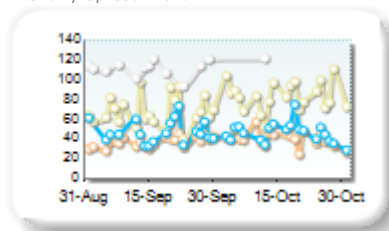
Market share is based on on-book value traded during continuous trading. The share is calculated by averaging over all stocks in the index. The current value shown is for last week and the change is relative to the previous week.

Spreads

At touch

Rank	Venue	Spread (bps)	Change
1	XMAD	40.06	+3.07
2	AQEU	46.32	-1.10
3	CEUX	83.32	+15.00
4	TQEX	137.46	+16.25

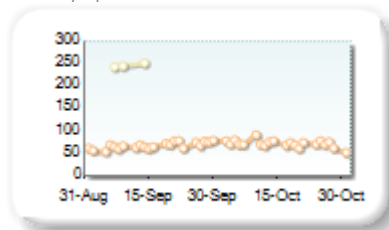
Monthly Spread Trend



25k EUR deal

Rank	Venue	Spread (bps)	Change
1	XMAD	72.15	+3.98
2	CEUX	297.39	+25.28

Monthly Spread Trend



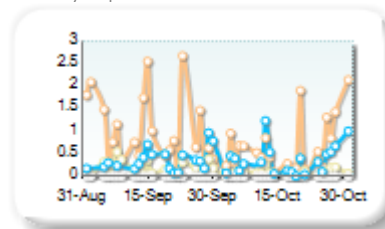
Spreads measure the bid to offer spread of the best visible orders in the book. The result is averaged over the stocks in the index and is based on measurements of the order books every 30 seconds. The value for the spread is quoted in basis points (0.01%).

Book Depths

10BPS Depth (top of book)

Rank	Venue	Depth (1K EUR)	Change
1	XMAD	0.7	-0.3
2	AQEU	0.4	0.0
3	CEUX	0.1	-0.1

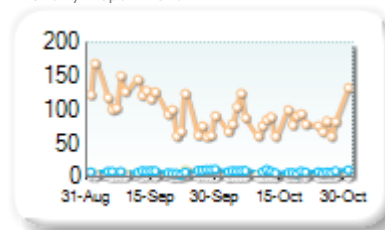
Monthly Depth Trend



50BPS Depth (deeper into book)

Rank	Venue	Depth (1K EUR)	Change
1	XMAD	84.6	-20.7
2	AQEU	8.0	-0.1
3	CEUX	4.3	-2.0
4	TQEX	0.6	-0.6

Monthly Depth Trend



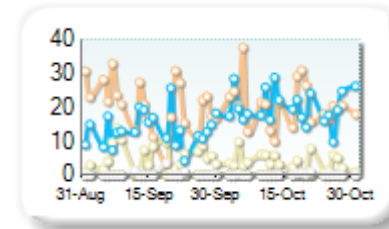
Market depth measures the amount of visible liquidity (bids and offers) in the order book within 10 or 50 BPS of mid price. The result is averaged over the stocks in the index and is based on measurements of the order book every 30 seconds. This is quoted in '000s of EUR.

Best Prices

At touch

Rank	Venue	Best Price (%)	Change
1	XMAD	20.62	-1.23
2	AQEU	19.96	+5.74
3	CEUX	3.79	-0.24
4	TQEX	0.12	-0.04
5	CHIX	0.00	+0.00
6	TRQX	0.00	+0.00
7	BATE	0.00	+0.00
8	AQXE	0.00	+0.00

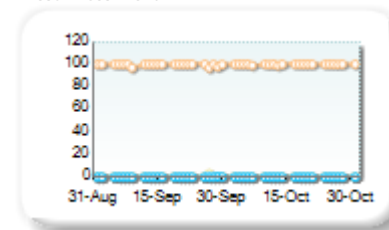
Best Prices Trend



25k EUR deal

Rank	Venue	Best Price (%)	Change
1	XMAD	99.83	+0.28
2	CEUX	0.03	-0.12
3	CHIX	0.00	+0.00
4	TRQX	0.00	+0.00
5	BATE	0.00	+0.00
6	AQXE	0.00	+0.00
7	TQEX	0.00	+0.00
8	AQEU	0.00	-0.02

Best Prices Trend

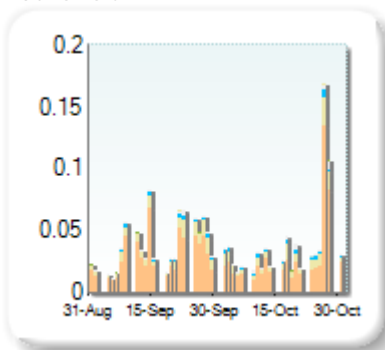


Best Price % measures how often each venue posts an absolute best price (no ties) for stocks. The result is averaged over the stocks in the index and is based on measurements of the order book every 5 seconds.

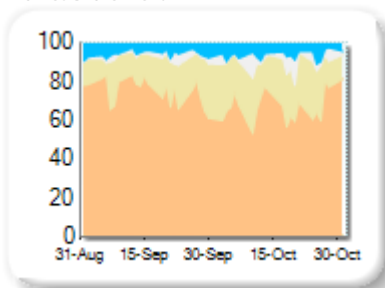
Market Share

Rank	Venue	Market Share	Change
1	XMAD	69.95%	-4.93
2	CEUX	19.83%	+2.71
3	AQEU	5.79%	+0.28
4	TQEX	4.39%	+1.98
5	BATE	0.03%	-0.05
6	TRQX	0.01%	+0.00
7	AQXE	0.01%	+0.00

Volume Trend



Market Share Trend



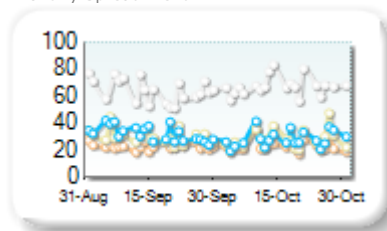
Market share is based on on-book value traded during continuous trading. The share is calculated by averaging over all stocks in the index. The current value shown is for last week and the change is relative to the previous week.

Spreads

At touch

Rank	Venue	Spread (bps)	Change
1	XMAD	22.89	-0.07
2	CEUX	27.79	-2.15
3	AQEU	28.24	-4.02
4	TQEX	67.12	+2.03

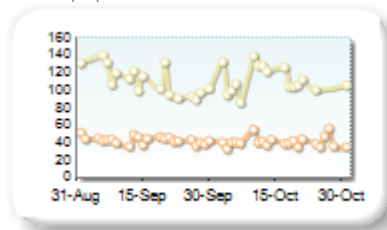
Monthly Spread Trend



25k EUR deal

Rank	Venue	Spread (bps)	Change
1	XMAD	41.68	-2.01
2	CEUX	112.79	+1.48

Monthly Spread Trend



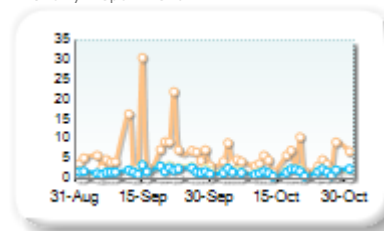
Spreads measure the bid to offer spread of the best visible orders in the book. The result is averaged over the stocks in the index and is based on measurements of the order books every 30 seconds. The value for the spread is quoted in basis points (0.01%).

Book Depths

10BPS Depth (top of book)

Rank	Venue	Depth (1K EUR)	Change
1	XMAD	4.9	-2.8
2	AQEU	1.6	-0.2
3	CEUX	1.5	-0.2
4	TQEX	0.1	+0.0

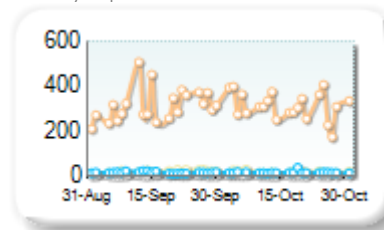
Monthly Depth Trend



50BPS Depth (deeper into book)

Rank	Venue	Depth (1K EUR)	Change
1	XMAD	312.2	-2.4
2	CEUX	18.4	-1.8
3	AQEU	16.9	+0.3
4	TQEX	5.0	-0.6

Monthly Depth Trend



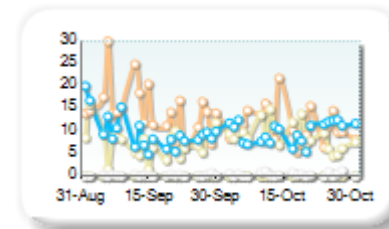
Market depth measures the amount of visible liquidity (bids and offers) in the order book within 10 or 50 BPS of mid price. The result is averaged over the stocks in the index and is based on measurements of the order book every 30 seconds. This is quoted in '000s of EUR.

Best Prices

At touch

Rank	Venue	Best Price (%)	Change
1	XMAD	10.97	-5.10
2	AQEU	9.81	-1.50
3	CEUX	8.95	+1.69
4	TQEX	0.42	+0.16
5	BATE	0.00	+0.01
6	TRQX	0.00	+0.00
7	AQXE	0.00	+0.00

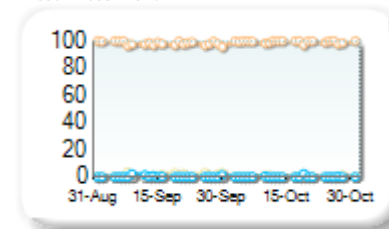
Best Prices Trend



25k EUR deal

Rank	Venue	Best Price (%)	Change
1	XMAD	99.34	+1.05
2	CEUX	0.34	-0.83
3	AQEU	0.19	-0.14
4	TQEX	0.05	+0.05
5	TRQX	0.00	+0.00
6	BATE	0.00	+0.00
7	AQXE	0.00	+0.00

Best Prices Trend

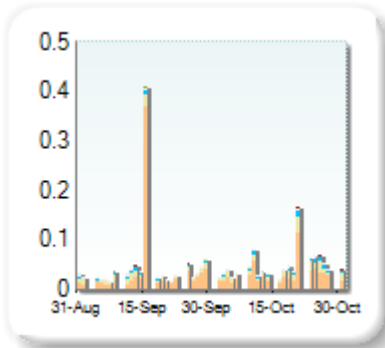


Best Price % measures how often each venue posts an absolute best price (no ties) for stocks. The result is averaged over the stocks in the index and is based on measurements of the order book every 5 seconds.

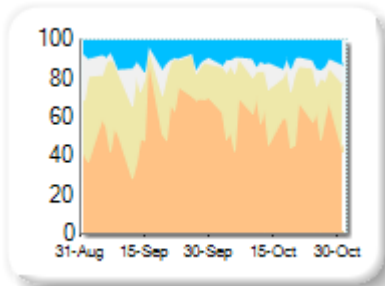
Market Share

Rank	Venue	Market Share	Change
1	XMAD	58.37%	-10.86
2	CEUX	23.84%	+5.35
3	AQEU	11.47%	+3.77
4	TQEX	6.15%	+1.64
5	BATE	0.08%	+0.04
6	CHIX	0.04%	+0.02
7	TRQX	0.02%	+0.02
8	AQXE	0.02%	+0.01

Volume Trend



Market Share Trend



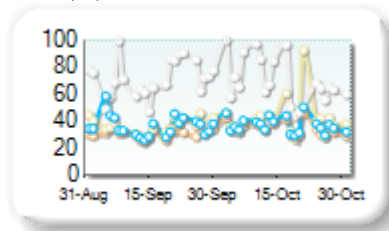
Market share is based on on-book value traded during continuous trading. The share is calculated by averaging over all stocks in the index. The current value shown is for last week and the change is relative to the previous week.

Spreads

At touch

Rank	Venue	Spread (bps)	Change
1	XMAD	34.51	+3.36
2	AQEU	36.91	+0.78
3	CEUX	41.16	+4.99
4	TQEX	69.68	-2.20

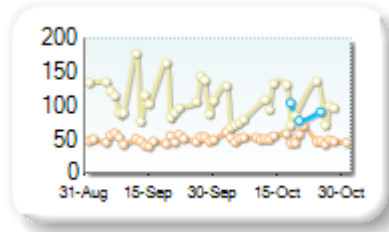
Monthly Spread Trend



25k EUR deal

Rank	Venue	Spread (bps)	Change
1	XMAD	51.65	+1.87
2	AQEU	90.83	-166.26
3	CEUX	96.81	-27.89

Monthly Spread Trend



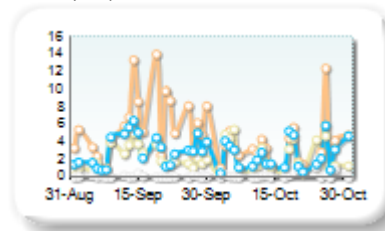
Spreads measure the bid to offer spread of the best visible orders in the book. The result is averaged over the stocks in the index and is based on measurements of the order books every 30 seconds. The value for the spread is quoted in basis points (0.01%).

Book Depths

10BPS Depth (top of book)

Rank	Venue	Depth (1K EUR)	Change
1	XMAD	3.3	-2.6
2	AQEU	2.5	-0.6
3	CEUX	2.2	+0.2
4	TQEX	0.3	+0.1

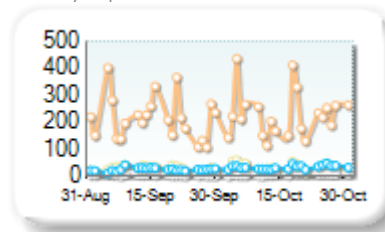
Monthly Depth Trend



50BPS Depth (deeper into book)

Rank	Venue	Depth (1K EUR)	Change
1	XMAD	227.4	+12.3
2	AQEU	33.4	+8.4
3	CEUX	32.9	+2.5
4	TQEX	8.0	+2.2

Monthly Depth Trend



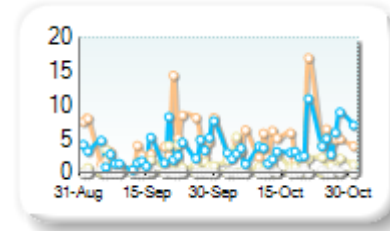
Market depth measures the amount of visible liquidity (bids and offers) in the order book within 10 or 50 BPS of mid price. The result is averaged over the stocks in the index and is based on measurements of the order book every 30 seconds. This is quoted in '000s of EUR.

Best Prices

At touch

Rank	Venue	Best Price (%)	Change
1	XMAD	4.54	-0.66
2	AQEU	3.92	+0.44
3	CEUX	1.64	+0.52
4	TQEX	0.12	+0.06
5	CHIX	0.00	+0.00
6	TRQX	0.00	+0.00
7	BATE	0.00	+0.00
8	AQXE	0.00	+0.00

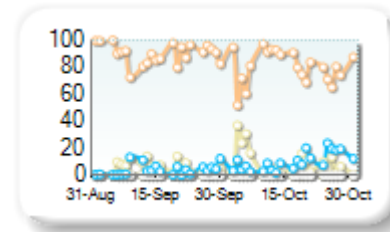
Best Prices Trend



25k EUR deal

Rank	Venue	Best Price (%)	Change
1	XMAD	79.69	-10.02
2	AQEU	10.13	+6.09
3	CEUX	9.52	+3.68
4	TQEX	0.04	+0.04
5	CHIX	0.00	+0.00
6	TRQX	0.00	+0.00
7	BATE	0.00	+0.00
8	AQXE	0.00	+0.00

Best Prices Trend

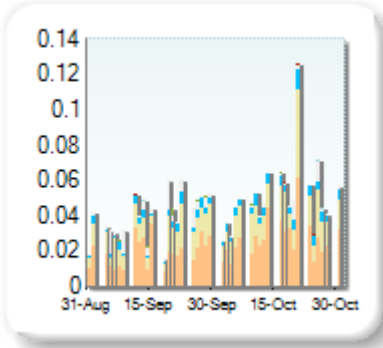


Best Price % measures how often each venue posts an absolute best price (no ties) for stocks. The result is averaged over the stocks in the index and is based on measurements of the order book every 5 seconds.

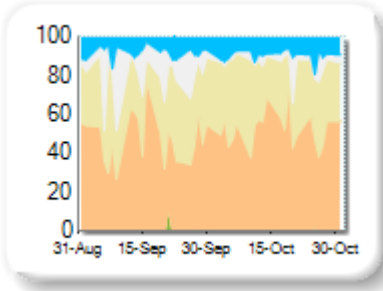
Market Share

Rank	Venue	Market Share	Change
1	XMAD	52.25%	+4.83
2	CEUX	33.35%	+1.85
3	AQEU	9.52%	+1.10
4	TQEX	4.82%	-7.21
5	BATE	0.03%	-0.59
6	CHIX	0.03%	+0.02
7	TRQX	0.01%	+0.01

Volume Trend



Market Share Trend



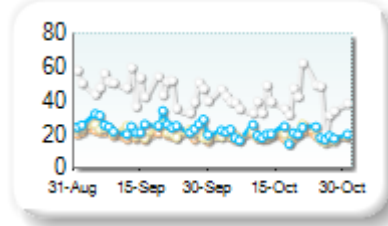
Market share is based on on-book value traded during continuous trading. The share is calculated by averaging over all stocks in the index. The current value shown is for last week and the change is relative to the previous week.

Spreads

At touch

Rank	Venue	Spread (bps)	Change
1	XMAD	18.14	-1.66
2	CEUX	19.08	-2.63
3	AQEU	20.19	-4.81
4	TQEX	39.96	-7.57

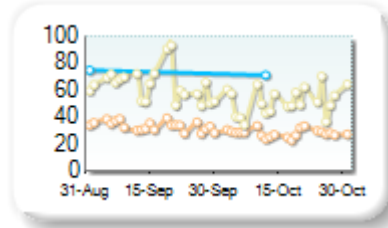
Monthly Spread Trend



25k EUR deal

Rank	Venue	Spread (bps)	Change
1	XMAD	28.18	-5.34
2	CEUX	51.57	-12.07
3	AQEU	70.87	-3.68

Monthly Spread Trend



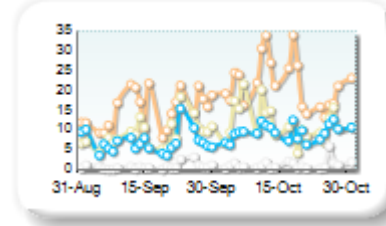
Spreads measure the bid to offer spread of the best visible orders in the book. The result is averaged over the stocks in the index and is based on measurements of the order books every 30 seconds. The value for the spread is quoted in basis points (0.01%).

Book Depths

10BPS Depth (top of book)

Rank	Venue	Depth (1K EUR)	Change
1	XMAD	21.9	+6.9
2	CEUX	11.9	+2.9
3	AQEU	9.5	+2.6
4	TQEX	1.2	+0.4

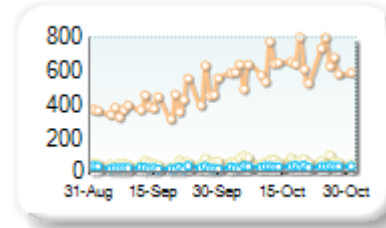
Monthly Depth Trend



50BPS Depth (deeper into book)

Rank	Venue	Depth (1K EUR)	Change
1	XMAD	634.4	+217.0
2	CEUX	68.7	+15.1
3	AQEU	32.7	+7.1
4	TQEX	14.5	+6.2

Monthly Depth Trend



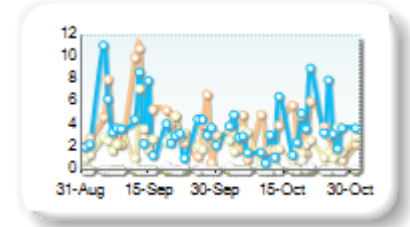
Market depth measures the amount of visible liquidity (bids and offers) in the order book within 10 or 50 BPS of mid price. The result is averaged over the stocks in the index and is based on measurements of the order book every 30 seconds. This is quoted in '000s of EUR.

Best Prices

At touch

Rank	Venue	Best Price (%)	Change
1	AQEU	3.56	+0.09
2	XMAD	2.90	-1.38
3	CEUX	1.87	-0.99
4	TQEX	0.13	+0.04
5	CHIX	0.00	+0.00
6	TRQX	0.00	+0.00
7	BATE	0.00	+0.00

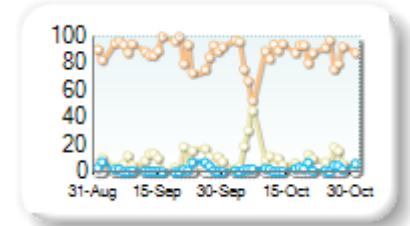
Best Prices Trend



25k EUR deal

Rank	Venue	Best Price (%)	Change
1	XMAD	85.84	-3.41
2	CEUX	11.18	+2.62
3	AQEU	2.23	+0.39
4	TQEX	0.03	+0.03
5	CHIX	0.00	+0.00
6	TRQX	0.00	+0.00
7	BATE	0.00	+0.00

Best Prices Trend



Best Price % measures how often each venue posts an absolute best price (no ties) for stocks. The result is averaged over the stocks in the index and is based on measurements of the order book every 5 seconds.