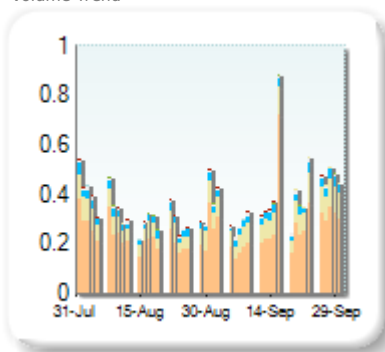


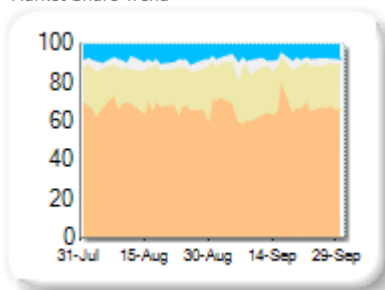
Market Share

Rank	Venue	Market Share	Change
1	XMAD	67.53%	-0.52
2	CEUX	21.53%	+1.45
3	AQEU	7.07%	-0.84
4	TQEX	3.67%	-0.23
5	BATE	0.10%	+0.06
6	TRQX	0.07%	+0.07
7	CHIX	0.02%	+0.00
8	AQXE	0.00%	+0.00

Volume Trend



Market Share Trend



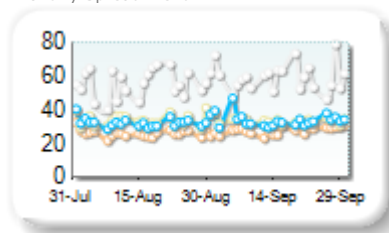
Market share is based on on-book value traded during continuous trading. The share is calculated by averaging over all stocks in the index. The current value shown is for last week and the change is relative to the previous week.

Spreads

At touch

Rank	Venue	Spread (bps)	Change
1	XMAD	27.85	+1.92
2	CEUX	33.31	-0.58
3	AQEU	33.59	+1.25
4	TQEX	59.09	+3.57

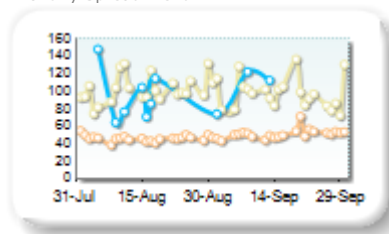
Monthly Spread Trend



25k EUR deal

Rank	Venue	Spread (bps)	Change
1	XMAD	51.96	+5.03
2	CEUX	98.34	-4.83
3	AQEU	141.80	+46.40

Monthly Spread Trend



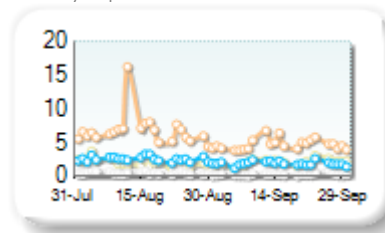
Spreads measure the bid to offer spread of the best visible orders in the book. The result is averaged over the stocks in the index and is based on measurements of the order books every 30 seconds. The value for the spread is quoted in basis points (0.01%).

Book Depths

10BPS Depth (top of book)

Rank	Venue	Depth (1K EUR)	Change
1	XMAD	4.7	-1.9
2	CEUX	2.1	+0.1
3	AQEU	1.9	-0.6
4	TQEX	0.3	-0.2
5	BATE	0.0	+0.0

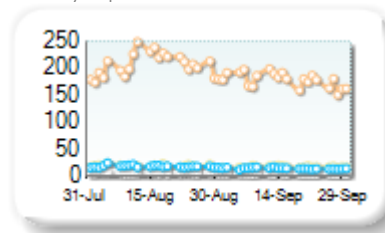
Monthly Depth Trend



50BPS Depth (deeper into book)

Rank	Venue	Depth (1K EUR)	Change
1	XMAD	177.5	-28.1
2	CEUX	17.7	-1.5
3	AQEU	14.5	-3.8
4	TQEX	5.2	-1.2
5	BATE	0.0	+0.0

Monthly Depth Trend



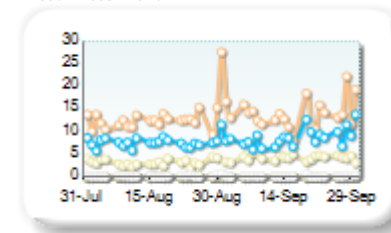
Market depth measures the amount of visible liquidity (bids and offers) in the order book within 10 or 50 BPS of mid price. The result is averaged over the stocks in the index and is based on measurements of the order book every 30 seconds. This is quoted in '000s of EUR.

Best Prices

At touch

Rank	Venue	Best Price (%)	Change
1	XMAD	13.98	+3.65
2	AQEU	8.68	+1.51
3	CEUX	4.30	+0.88
4	TQEX	0.20	+0.00
5	CHIX	0.00	+0.00
6	BATE	0.00	+0.00
7	TRQX	0.00	+0.00
8	AQXE	0.00	+0.00

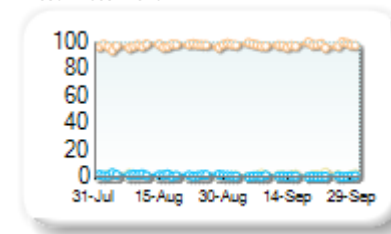
Best Prices Trend



25k EUR deal

Rank	Venue	Best Price (%)	Change
1	XMAD	97.55	+0.49
2	CEUX	1.54	+0.39
3	AQEU	0.71	-0.88
4	TQEX	0.10	+0.06
5	CHIX	0.00	+0.00
6	TRQX	0.00	+0.00
7	BATE	0.00	+0.00
8	AQXE	0.00	+0.00

Best Prices Trend

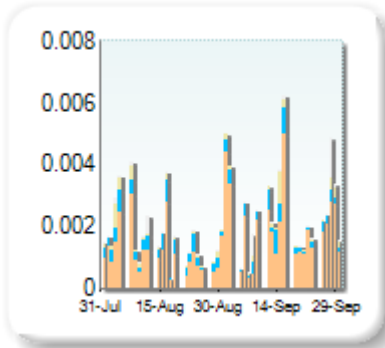


Best Price % measures how often each venue posts an absolute best price (no ties) for stocks. The result is averaged over the stocks in the index and is based on measurements of the order book every 5 seconds.

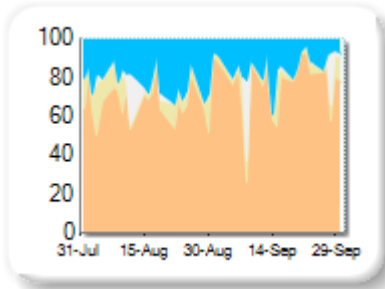
Market Share

Rank	Venue	Market Share	Change
1	XMAD	76.65%	+8.91
2	AQEU	12.64%	-7.64
3	CEUX	6.32%	-2.70
4	TQEX	4.39%	+1.42

Volume Trend



Market Share Trend



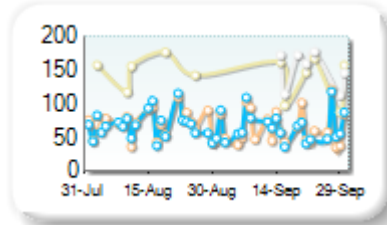
Market share is based on on-book value traded during continuous trading. The share is calculated by averaging over all stocks in the index. The current value shown is for last week and the change is relative to the previous week.

Spreads

At touch

Rank	Venue	Spread (bps)	Change
1	XMAD	64.88	-4.51
2	AQEU	66.31	-1.14
3	TQEX	157.35	-29.40
4	CEUX	241.28	+12.70

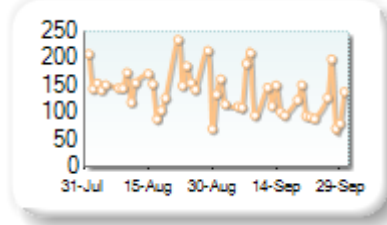
Monthly Spread Trend



25k EUR deal

Rank	Venue	Spread (bps)	Change
1	XMAD	125.23	-25.10

Monthly Spread Trend



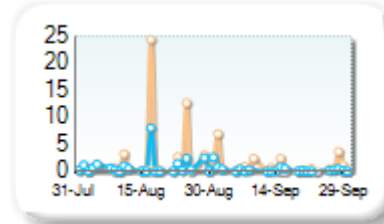
Spreads measure the bid to offer spread of the best visible orders in the book. The result is averaged over the stocks in the index and is based on measurements of the order books every 30 seconds. The value for the spread is quoted in basis points (0.01%).

Book Depths

10BPS Depth (top of book)

Rank	Venue	Depth (1K EUR)	Change
1	XMAD	1.1	-1.3
2	AQEU	0.3	-0.8
3	CEUX	0.1	0.0

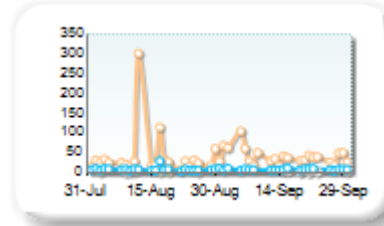
Monthly Depth Trend



50BPS Depth (deeper into book)

Rank	Venue	Depth (1K EUR)	Change
1	XMAD	40.8	+0.2
2	AQEU	6.6	-0.5
3	TQEX	1.0	+0.4
4	CEUX	1.0	+0.4

Monthly Depth Trend



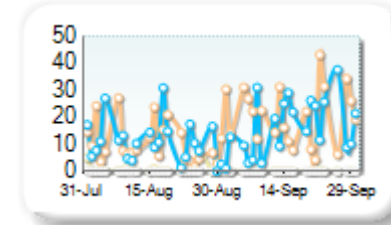
Market depth measures the amount of visible liquidity (bids and offers) in the order book within 10 or 50 BPS of mid price. The result is averaged over the stocks in the index and is based on measurements of the order book every 30 seconds. This is quoted in '000s of EUR.

Best Prices

At touch

Rank	Venue	Best Price (%)	Change
1	XMAD	20.63	+15.70
2	AQEU	16.61	+12.92
3	CEUX	0.09	-0.68
4	TQEX	0.01	0.00

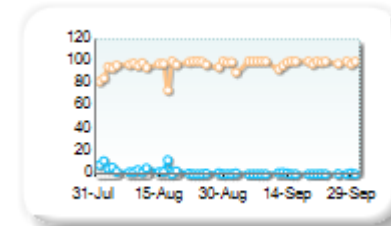
Best Prices Trend



25k EUR deal

Rank	Venue	Best Price (%)	Change
1	XMAD	98.51	+3.13
2	AQEU	0.32	-2.72
3	CEUX	0.01	+0.01
4	TQEX	0.00	+0.00

Best Prices Trend

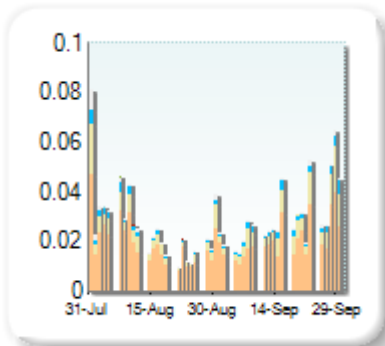


Best Price % measures how often each venue posts an absolute best price (no ties) for stocks. The result is averaged over the stocks in the index and is based on measurements of the order book every 5 seconds.

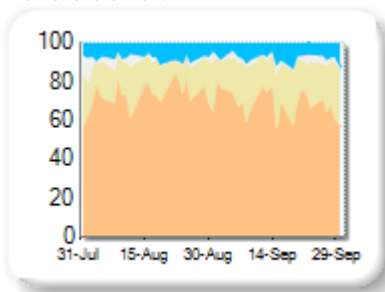
Market Share

Rank	Venue	Market Share	Change
1	XMAD	67.71%	-3.03
2	CEUX	22.15%	+4.29
3	AQEU	7.78%	+0.69
4	TQEX	2.36%	-1.83
5	AQXE	0.01%	+0.01

Volume Trend



Market Share Trend



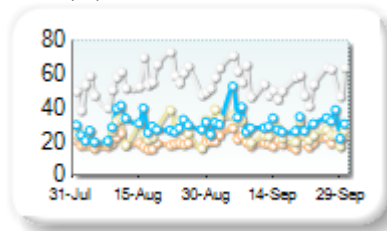
Market share is based on on-book value traded during continuous trading. The share is calculated by averaging over all stocks in the index. The current value shown is for last week and the change is relative to the previous week.

Spreads

At touch

Rank	Venue	Spread (bps)	Change
1	XMAD	20.33	+1.78
2	CEUX	26.43	+0.66
3	AQEU	31.36	+2.68
4	TQEX	56.58	+1.47

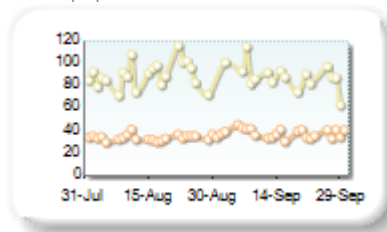
Monthly Spread Trend



25k EUR deal

Rank	Venue	Spread (bps)	Change
1	XMAD	38.34	+3.87
2	CEUX	88.56	-1.40

Monthly Spread Trend



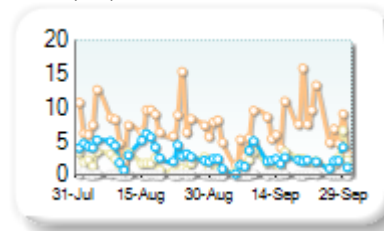
Spreads measure the bid to offer spread of the best visible orders in the book. The result is averaged over the stocks in the index and is based on measurements of the order books every 30 seconds. The value for the spread is quoted in basis points (0.01%).

Book Depths

10BPS Depth (top of book)

Rank	Venue	Depth (1K EUR)	Change
1	XMAD	7.0	-0.8
2	AQEU	2.2	-1.4
3	CEUX	2.0	+0.2
4	TQEX	0.1	+0.0

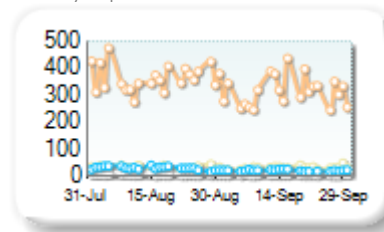
Monthly Depth Trend



50BPS Depth (deeper into book)

Rank	Venue	Depth (1K EUR)	Change
1	XMAD	313.5	-48.7
2	CEUX	31.4	-1.6
3	AQEU	21.3	-9.1
4	TQEX	6.0	-1.1

Monthly Depth Trend



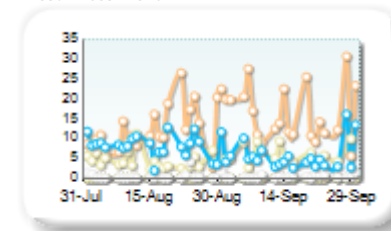
Market depth measures the amount of visible liquidity (bids and offers) in the order book within 10 or 50 BPS of mid price. The result is averaged over the stocks in the index and is based on measurements of the order book every 30 seconds. This is quoted in '000s of EUR.

Best Prices

At touch

Rank	Venue	Best Price (%)	Change
1	XMAD	16.16	+5.00
2	CEUX	5.80	+0.05
3	AQEU	5.48	-2.10
4	TQEX	0.37	+0.07
5	CHIX	0.00	+0.00
6	TRQX	0.00	+0.00
7	BATE	0.00	+0.00
8	AQXE	0.00	+0.00

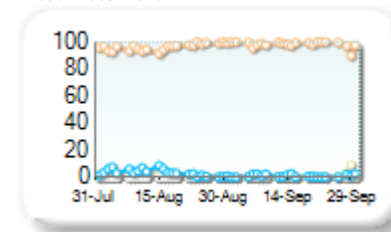
Best Prices Trend



25k EUR deal

Rank	Venue	Best Price (%)	Change
1	XMAD	98.19	+2.00
2	AQEU	0.95	-2.46
3	CEUX	0.89	+0.51
4	TQEX	0.00	+0.00
5	CHIX	0.00	+0.00
6	TRQX	0.00	+0.00
7	BATE	0.00	+0.00
8	AQXE	0.00	+0.00

Best Prices Trend

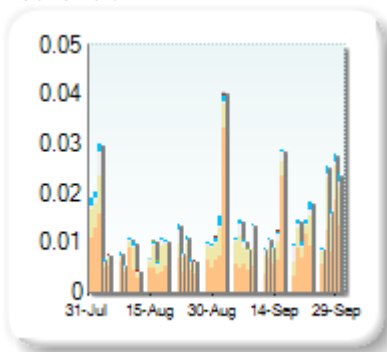


Best Price % measures how often each venue posts an absolute best price (no ties) for stocks. The result is averaged over the stocks in the index and is based on measurements of the order book every 5 seconds.

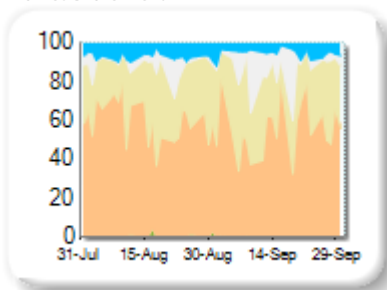
Market Share

Rank	Venue	Market Share	Change
1	XMAD	59.14%	+1.47
2	CEUX	28.26%	-0.60
3	TQEX	7.12%	+0.81
4	AQEU	5.36%	-1.50
5	BATE	0.06%	-0.19
6	TRQX	0.03%	+0.03
7	CHIX	0.03%	-0.02

Volume Trend



Market Share Trend

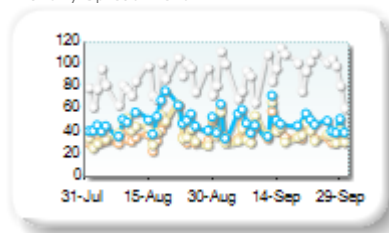


Spreads

At touch

Rank	Venue	Spread (bps)	Change
1	XMAD	39.14	+2.98
2	CEUX	39.77	-0.88
3	AQEU	48.88	-0.88
4	TQEX	93.52	+9.55

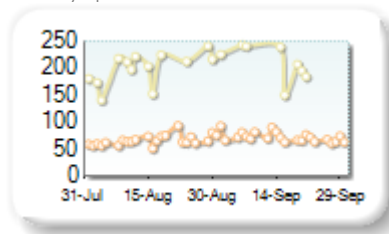
Monthly Spread Trend



25k EUR deal

Rank	Venue	Spread (bps)	Change
1	XMAD	72.26	+5.81
2	CEUX	221.53	+22.69

Monthly Spread Trend

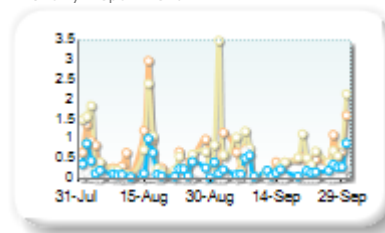


Book Depths

10BPS Depth (top of book)

Rank	Venue	Depth (1K EUR)	Change
1	CEUX	0.7	+0.1
2	XMAD	0.5	-0.1
3	AQEU	0.2	0.0
4	TQEX	0.1	+0.0

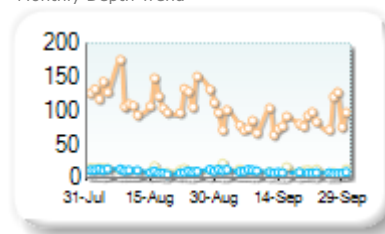
Monthly Depth Trend



50BPS Depth (deeper into book)

Rank	Venue	Depth (1K EUR)	Change
1	XMAD	85.3	-34.8
2	CEUX	10.0	-1.1
3	AQEU	9.0	-1.5
4	TQEX	2.3	-0.8

Monthly Depth Trend

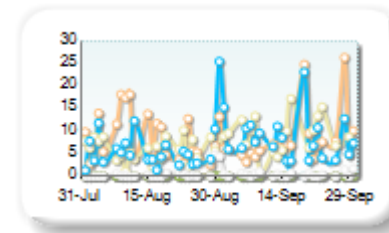


Best Prices

At touch

Rank	Venue	Best Price (%)	Change
1	CEUX	9.18	+4.07
2	AQEU	8.39	+2.19
3	XMAD	8.12	+0.83
4	TQEX	0.40	-0.10
5	CHIX	0.00	+0.00
6	TRQX	0.00	+0.00
7	BATE	0.00	+0.00

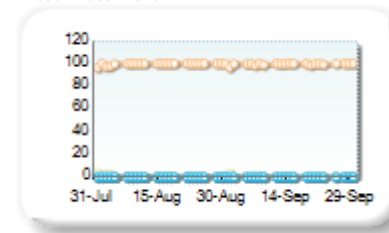
Best Prices Trend



25k EUR deal

Rank	Venue	Best Price (%)	Change
1	XMAD	99.49	-0.05
2	CEUX	0.49	+0.07
3	CHIX	0.00	+0.00
4	TRQX	0.00	+0.00
5	BATE	0.00	+0.00
6	TQEX	0.00	+0.00
7	AQEU	0.00	-0.02

Best Prices Trend



Market share is based on on-book value traded during continuous trading. The share is calculated by averaging over all stocks in the index. The current value shown is for last week and the change is relative to the previous week.

Spreads measure the bid to offer spread of the best visible orders in the book. The result is averaged over the stocks in the index and is based on measurements of the order books every 30 seconds. The value for the spread is quoted in basis points (0.01%).

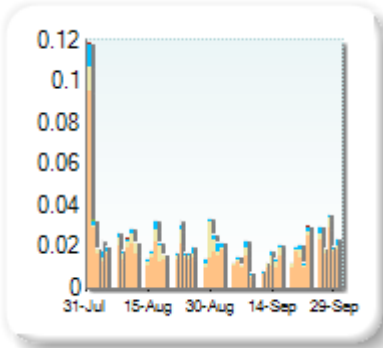
Market depth measures the amount of visible liquidity (bids and offers) in the order book within 10 or 50 BPS of mid price. The result is averaged over the stocks in the index and is based on measurements of the order book every 30 seconds. This is quoted in '000s of EUR.

Best Price % measures how often each venue posts an absolute best price (no ties) for stocks. The result is averaged over the stocks in the index and is based on measurements of the order book every 5 seconds.

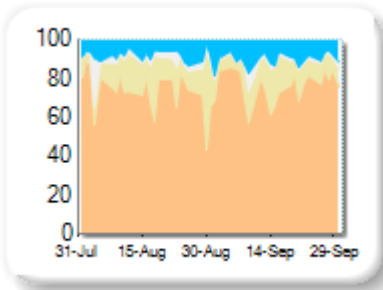
Market Share

Rank	Venue	Market Share	Change
1	XMAD	76.36%	+3.05
2	CEUX	11.66%	-3.67
3	AQEU	10.22%	+2.21
4	TQEX	1.75%	-1.61
5	BATE	0.01%	+0.00
6	CHIX	0.01%	+0.01

Volume Trend



Market Share Trend



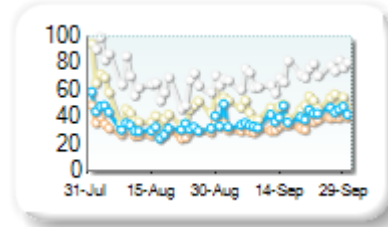
Market share is based on on-book value traded during continuous trading. The share is calculated by averaging over all stocks in the index. The current value shown is for last week and the change is relative to the previous week.

Spreads

At touch

Rank	Venue	Spread (bps)	Change
1	XMAD	34.38	+3.45
2	AQEU	40.41	+5.02
3	CEUX	48.16	-0.24
4	TQEX	71.41	+3.14

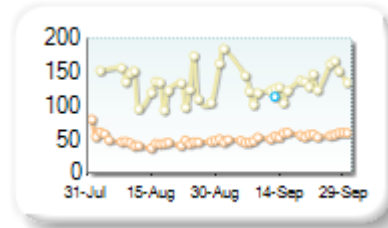
Monthly Spread Trend



25k EUR deal

Rank	Venue	Spread (bps)	Change
1	XMAD	53.76	+5.61
2	AQEU	112.93	n/a
3	CEUX	137.16	+1.35

Monthly Spread Trend



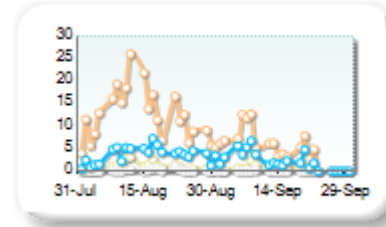
Spreads measure the bid to offer spread of the best visible orders in the book. The result is averaged over the stocks in the index and is based on measurements of the order books every 30 seconds. The value for the spread is quoted in basis points (0.01%).

Book Depths

10BPS Depth (top of book)

Rank	Venue	Depth (1K EUR)	Change
1	XMAD	6.3	-7.5
2	AQEU	3.0	-1.5
3	CEUX	0.7	-0.5
4	TQEX	0.0	-0.2

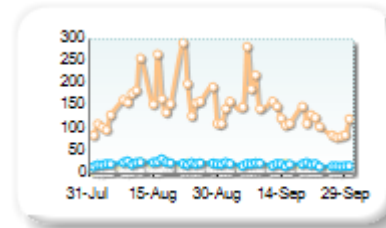
Monthly Depth Trend



50BPS Depth (deeper into book)

Rank	Venue	Depth (1K EUR)	Change
1	XMAD	137.9	-23.5
2	AQEU	21.2	-3.1
3	CEUX	15.3	-0.6
4	TQEX	5.6	-0.7

Monthly Depth Trend



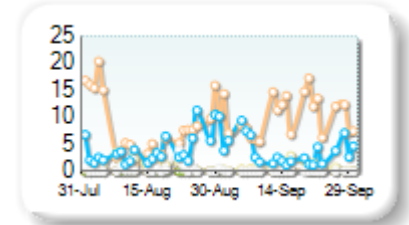
Market depth measures the amount of visible liquidity (bids and offers) in the order book within 10 or 50 BPS of mid price. The result is averaged over the stocks in the index and is based on measurements of the order book every 30 seconds. This is quoted in '000s of EUR.

Best Prices

At touch

Rank	Venue	Best Price (%)	Change
1	XMAD	10.33	+5.45
2	AQEU	3.58	-0.17
3	CEUX	0.77	-0.34
4	TQEX	0.02	-0.40
5	CHIX	0.00	+0.00
6	BATE	0.00	+0.00

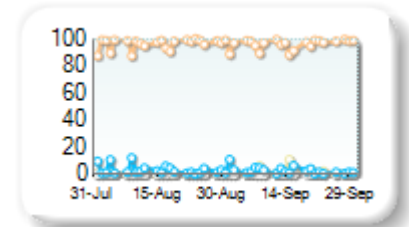
Best Prices Trend



25k EUR deal

Rank	Venue	Best Price (%)	Change
1	XMAD	95.95	-0.23
2	AQEU	2.72	-0.51
3	CEUX	1.47	+1.23
4	CHIX	0.00	+0.00
5	BATE	0.00	+0.00
6	TQEX	0.00	-0.18

Best Prices Trend

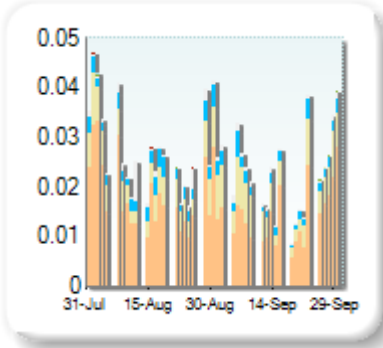


Best Price % measures how often each venue posts an absolute best price (no ties) for stocks. The result is averaged over the stocks in the index and is based on measurements of the order book every 5 seconds.

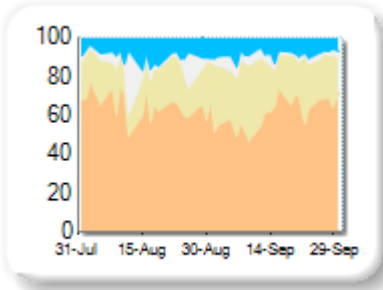
Market Share

Rank	Venue	Market Share	Change
1	XMAD	61.25%	-5.10
2	CEUX	26.37%	+6.89
3	AQEU	8.73%	-0.47
4	TQEX	3.62%	-1.26
5	BATE	0.02%	-0.02
6	AQXE	0.01%	+0.01

Volume Trend



Market Share Trend



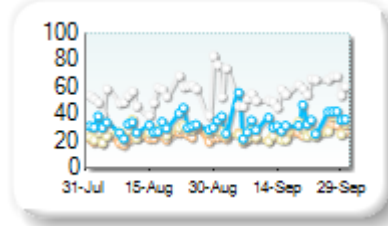
Market share is based on on-book value traded during continuous trading. The share is calculated by averaging over all stocks in the index. The current value shown is for last week and the change is relative to the previous week.

Spreads

At touch

Rank	Venue	Spread (bps)	Change
1	XMAD	24.81	+2.25
2	CEUX	26.51	-0.16
3	AQEU	34.44	+2.93
4	TQEX	57.07	+1.76

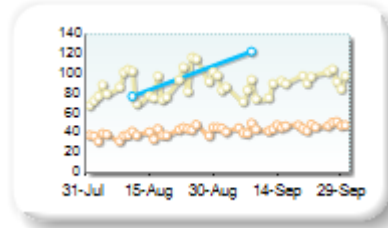
Monthly Spread Trend



25k EUR deal

Rank	Venue	Spread (bps)	Change
1	XMAD	45.61	+5.77
2	CEUX	89.41	-0.15
3	AQEU	122.65	+45.55

Monthly Spread Trend



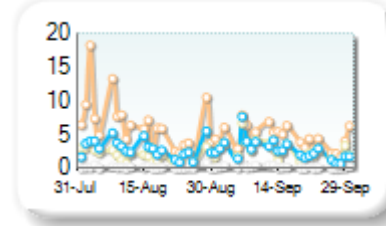
Spreads measure the bid to offer spread of the best visible orders in the book. The result is averaged over the stocks in the index and is based on measurements of the order books every 30 seconds. The value for the spread is quoted in basis points (0.01%).

Book Depths

10BPS Depth (top of book)

Rank	Venue	Depth (1K EUR)	Change
1	XMAD	4.5	-1.8
2	AQEU	2.7	-0.2
3	CEUX	2.5	+0.7
4	TQEX	0.2	+0.0

Monthly Depth Trend



50BPS Depth (deeper into book)

Rank	Venue	Depth (1K EUR)	Change
1	XMAD	265.5	-51.7
2	CEUX	30.5	-3.3
3	AQEU	20.5	-6.7
4	TQEX	6.8	-1.9

Monthly Depth Trend



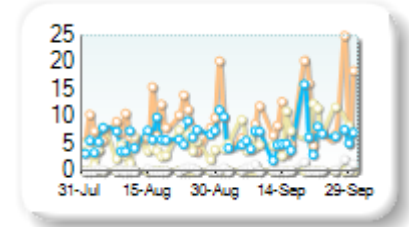
Market depth measures the amount of visible liquidity (bids and offers) in the order book within 10 or 50 BPS of mid price. The result is averaged over the stocks in the index and is based on measurements of the order book every 30 seconds. This is quoted in '000s of EUR.

Best Prices

At touch

Rank	Venue	Best Price (%)	Change
1	XMAD	9.37	+2.65
2	CEUX	6.97	+2.37
3	AQEU	6.20	-0.50
4	TQEX	0.48	+0.32
5	CHIX	0.00	+0.00
6	TRQX	0.00	+0.00
7	BATE	0.00	+0.00
8	AQXE	0.00	+0.00

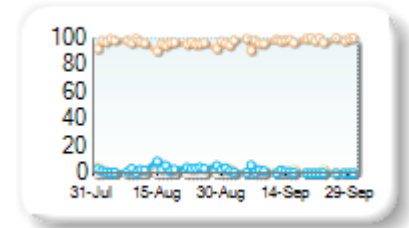
Best Prices Trend



25k EUR deal

Rank	Venue	Best Price (%)	Change
1	XMAD	97.77	+1.73
2	CEUX	1.22	+0.33
3	AQEU	0.94	-2.14
4	TQEX	0.01	+0.01
5	CHIX	0.00	+0.00
6	TRQX	0.00	+0.00
7	BATE	0.00	+0.00
8	AQXE	0.00	+0.00

Best Prices Trend

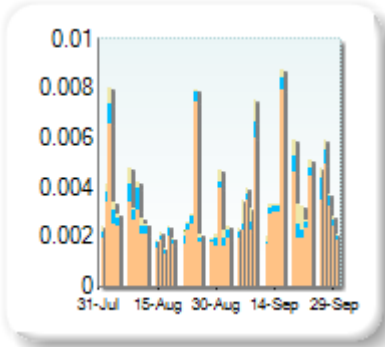


Best Price % measures how often each venue posts an absolute best price (no ties) for stocks. The result is averaged over the stocks in the index and is based on measurements of the order book every 5 seconds.

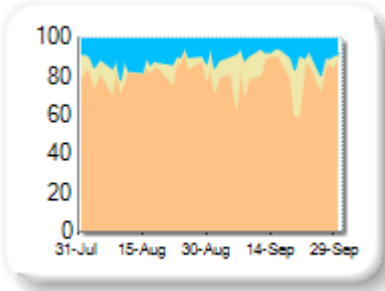
Market Share

Rank	Venue	Market Share	Change
1	XMAD	80.74%	-1.63
2	AQEU	9.64%	-1.67
3	CEUX	9.62%	+3.30

Volume Trend



Market Share Trend



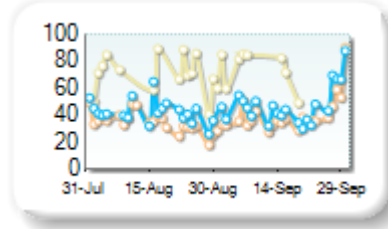
Market share is based on on-book value traded during continuous trading. The share is calculated by averaging over all stocks in the index. The current value shown is for last week and the change is relative to the previous week.

Spreads

At touch

Rank	Venue	Spread (bps)	Change
1	XMAD	40.49	+5.80
2	AQEU	47.31	+5.00
3	CEUX	102.30	+20.59

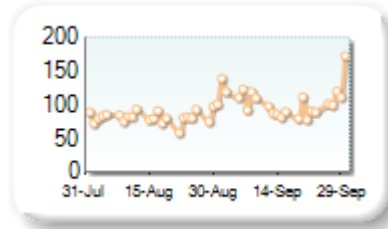
Monthly Spread Trend



25k EUR deal

Rank	Venue	Spread (bps)	Change
1	XMAD	104.50	+22.40

Monthly Spread Trend



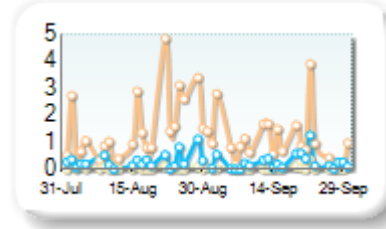
Spreads measure the bid to offer spread of the best visible orders in the book. The result is averaged over the stocks in the index and is based on measurements of the order books every 30 seconds. The value for the spread is quoted in basis points (0.01%).

Book Depths

10BPS Depth (top of book)

Rank	Venue	Depth (1K EUR)	Change
1	XMAD	1.1	-0.4
2	AQEU	0.3	0.0
3	CEUX	0.1	0.0

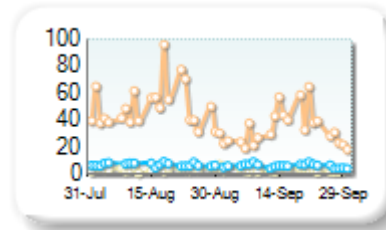
Monthly Depth Trend



50BPS Depth (deeper into book)

Rank	Venue	Depth (1K EUR)	Change
1	XMAD	33.9	-15.5
2	AQEU	6.3	-0.8
3	CEUX	2.8	-0.9

Monthly Depth Trend



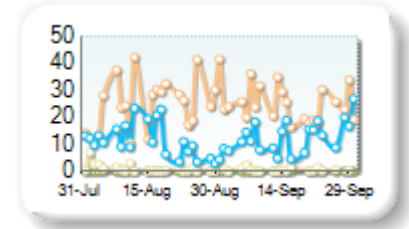
Market depth measures the amount of visible liquidity (bids and offers) in the order book within 10 or 50 BPS of mid price. The result is averaged over the stocks in the index and is based on measurements of the order book every 30 seconds. This is quoted in '000s of EUR.

Best Prices

At touch

Rank	Venue	Best Price (%)	Change
1	XMAD	24.58	+9.73
2	AQEU	12.95	+0.51
3	CEUX	0.61	-0.57
4	BATE	0.00	+0.00

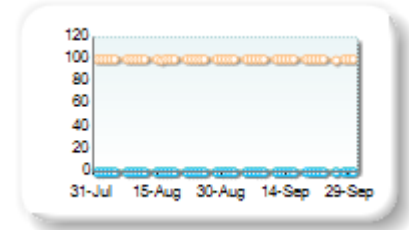
Best Prices Trend



25k EUR deal

Rank	Venue	Best Price (%)	Change
1	XMAD	99.91	-0.01
2	BATE	0.00	+0.00
3	CEUX	0.00	+0.00
4	AQEU	0.00	+0.00

Best Prices Trend

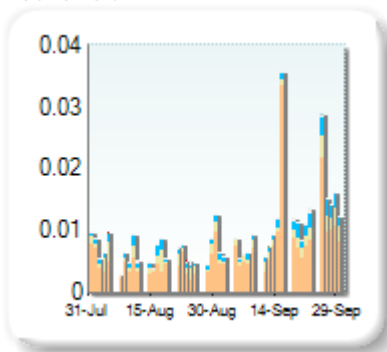


Best Price % measures how often each venue posts an absolute best price (no ties) for stocks. The result is averaged over the stocks in the index and is based on measurements of the order book every 5 seconds.

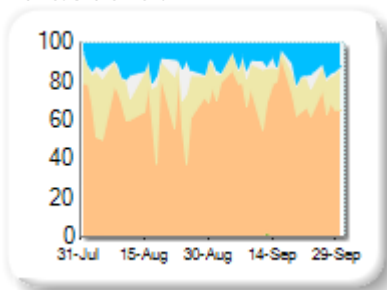
Market Share

Rank	Venue	Market Share	Change
1	XMAD	73.45%	+8.42
2	CEUX	12.72%	-6.25
3	AQEU	11.76%	-0.52
4	TQEX	2.00%	-1.71
5	BATE	0.07%	+0.07
6	CHIX	0.00%	-0.01
7	TRQX	0.00%	+0.00

Volume Trend



Market Share Trend



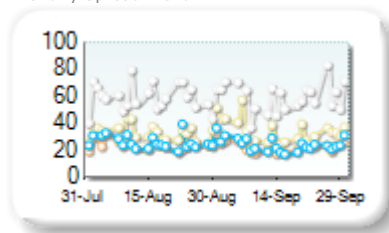
Market share is based on on-book value traded during continuous trading. The share is calculated by averaging over all stocks in the index. The current value shown is for last week and the change is relative to the previous week.

Spreads

At touch

Rank	Venue	Spread (bps)	Change
1	XMAD	22.55	-2.12
2	AQEU	23.51	-2.89
3	CEUX	33.14	-0.46
4	TQEX	60.47	+0.94

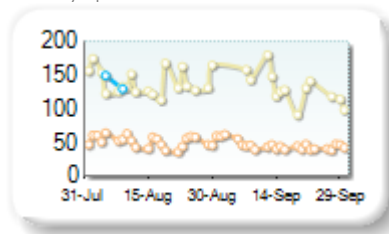
Monthly Spread Trend



25k EUR deal

Rank	Venue	Spread (bps)	Change
1	XMAD	45.17	-6.66
2	CEUX	147.09	+0.41

Monthly Spread Trend



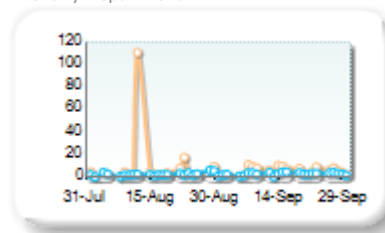
Spreads measure the bid to offer spread of the best visible orders in the book. The result is averaged over the stocks in the index and is based on measurements of the order books every 30 seconds. The value for the spread is quoted in basis points (0.01%).

Book Depths

10BPS Depth (top of book)

Rank	Venue	Depth (1K EUR)	Change
1	XMAD	5.6	-2.7
2	AQEU	3.0	+0.5
3	CEUX	1.0	0.0
4	TQEX	0.1	+0.1

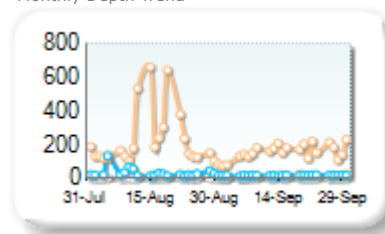
Monthly Depth Trend



50BPS Depth (deeper into book)

Rank	Venue	Depth (1K EUR)	Change
1	XMAD	159.3	-65.1
2	AQEU	16.6	-12.8
3	CEUX	15.3	-11.9
4	TQEX	5.4	+0.5

Monthly Depth Trend



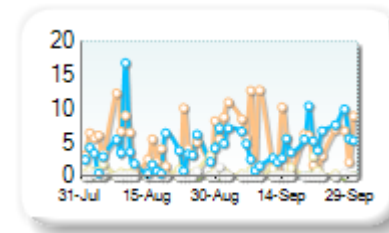
Market depth measures the amount of visible liquidity (bids and offers) in the order book within 10 or 50 BPS of mid price. The result is averaged over the stocks in the index and is based on measurements of the order book every 30 seconds. This is quoted in '000s of EUR.

Best Prices

At touch

Rank	Venue	Best Price (%)	Change
1	XMAD	5.82	+4.68
2	AQEU	4.98	-0.01
3	CEUX	0.51	+0.11
4	TQEX	0.03	-0.07
5	CHIX	0.00	+0.00
6	TRQX	0.00	+0.00
7	BATE	0.00	+0.00

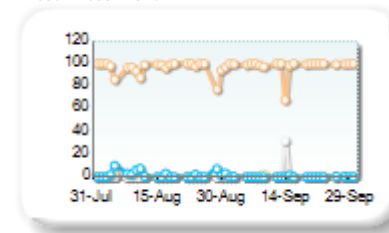
Best Prices Trend



25k EUR deal

Rank	Venue	Best Price (%)	Change
1	XMAD	98.01	+1.68
2	TQEX	1.55	+1.55
3	CEUX	0.24	-0.54
4	AQEU	0.15	-1.98
5	CHIX	0.00	+0.00
6	TRQX	0.00	+0.00
7	BATE	0.00	+0.00

Best Prices Trend

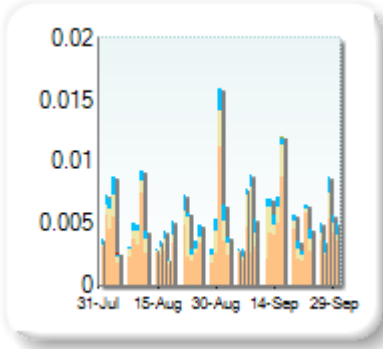


Best Price % measures how often each venue posts an absolute best price (no ties) for stocks. The result is averaged over the stocks in the index and is based on measurements of the order book every 5 seconds.

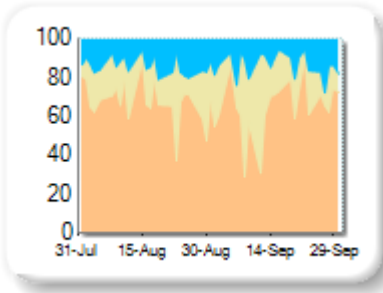
Market Share

Rank	Venue	Market Share	Change
1	XMAD	63.15%	-4.00
2	CEUX	24.18%	+5.23
3	AQEU	12.66%	-1.24
4	BATE	0.02%	+0.02

Volume Trend



Market Share Trend



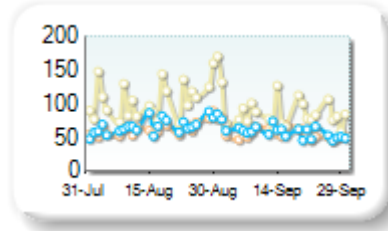
Market share is based on on-book value traded during continuous trading. The share is calculated by averaging over all stocks in the index. The current value shown is for last week and the change is relative to the previous week.

Spreads

At touch

Rank	Venue	Spread (bps)	Change
1	XMAD	56.00	-7.77
2	AQEU	57.97	-9.03
3	CEUX	86.32	-22.04

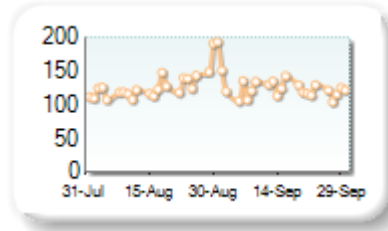
Monthly Spread Trend



25k EUR deal

Rank	Venue	Spread (bps)	Change
1	XMAD	122.90	-6.43

Monthly Spread Trend



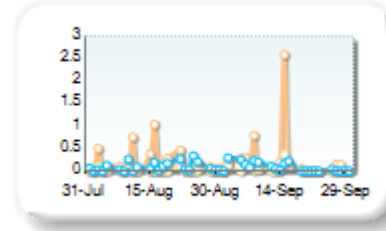
Spreads measure the bid to offer spread of the best visible orders in the book. The result is averaged over the stocks in the index and is based on measurements of the order books every 30 seconds. The value for the spread is quoted in basis points (0.01%).

Book Depths

10BPS Depth (top of book)

Rank	Venue	Depth (1K EUR)	Change
1	XMAD	0.3	+0.0
2	AQEU	0.1	0.0
3	CEUX	0.1	+0.0

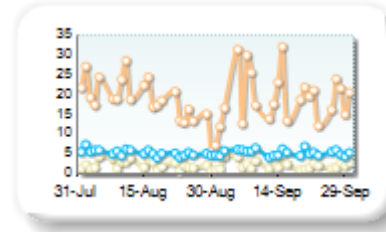
Monthly Depth Trend



50BPS Depth (deeper into book)

Rank	Venue	Depth (1K EUR)	Change
1	XMAD	19.8	+1.4
2	AQEU	5.3	+0.1
3	CEUX	2.2	+0.1

Monthly Depth Trend



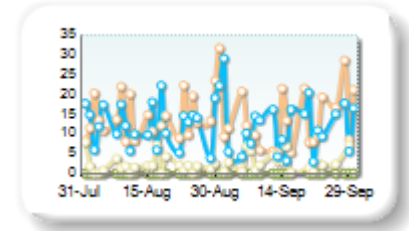
Market depth measures the amount of visible liquidity (bids and offers) in the order book within 10 or 50 BPS of mid price. The result is averaged over the stocks in the index and is based on measurements of the order book every 30 seconds. This is quoted in '000s of EUR.

Best Prices

At touch

Rank	Venue	Best Price (%)	Change
1	XMAD	12.83	+0.83
2	AQEU	11.74	+0.61
3	CEUX	2.97	+1.46
4	CHIX	0.00	+0.00
5	BATE	0.00	+0.00

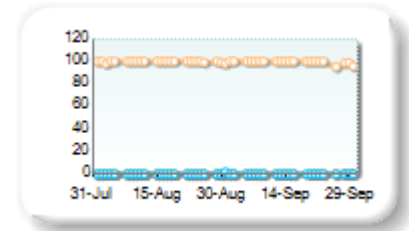
Best Prices Trend



25k EUR deal

Rank	Venue	Best Price (%)	Change
1	XMAD	99.37	-0.33
2	AQEU	0.01	-0.08
3	CHIX	0.00	+0.00
4	BATE	0.00	+0.00
5	CEUX	0.00	+0.00

Best Prices Trend

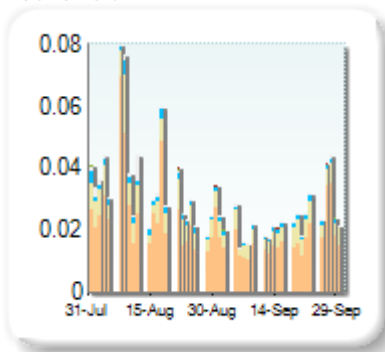


Best Price % measures how often each venue posts an absolute best price (no ties) for stocks. The result is averaged over the stocks in the index and is based on measurements of the order book every 5 seconds.

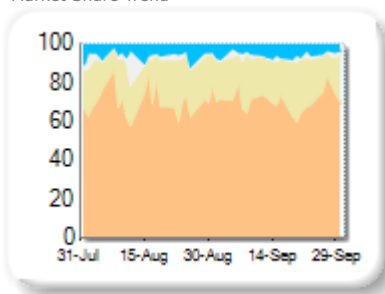
Market Share

Rank	Venue	Market Share	Change
1	XMAD	71.31%	+0.10
2	CEUX	21.23%	+1.27
3	AQEU	5.34%	0.00
4	TQEX	2.08%	-1.33
5	BATE	0.03%	-0.01
6	CHIX	0.00%	-0.02

Volume Trend



Market Share Trend



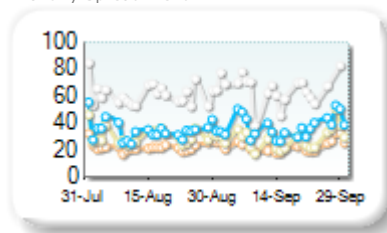
Market share is based on on-book value traded during continuous trading. The share is calculated by averaging over all stocks in the index. The current value shown is for last week and the change is relative to the previous week.

Spreads

At touch

Rank	Venue	Spread (bps)	Change
1	XMAD	23.53	+1.04
2	CEUX	28.59	-1.74
3	AQEU	37.43	+2.91
4	TQEX	69.08	+7.65

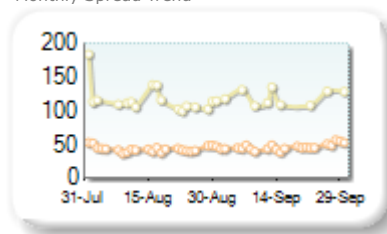
Monthly Spread Trend



25k EUR deal

Rank	Venue	Spread (bps)	Change
1	XMAD	46.20	+2.84
2	CEUX	119.30	+2.68

Monthly Spread Trend



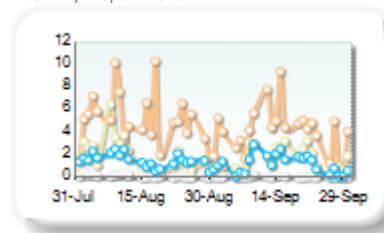
Spreads measure the bid to offer spread of the best visible orders in the book. The result is averaged over the stocks in the index and is based on measurements of the order books every 30 seconds. The value for the spread is quoted in basis points (0.01%).

Book Depths

10BPS Depth (top of book)

Rank	Venue	Depth (1K EUR)	Change
1	XMAD	4.2	-0.8
2	CEUX	1.6	-0.2
3	AQEU	1.2	-0.3
4	TQEX	0.1	-0.1

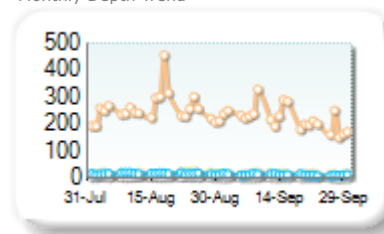
Monthly Depth Trend



50BPS Depth (deeper into book)

Rank	Venue	Depth (1K EUR)	Change
1	XMAD	219.6	-36.3
2	CEUX	16.4	-2.9
3	AQEU	13.0	-3.9
4	TQEX	4.5	-2.3

Monthly Depth Trend



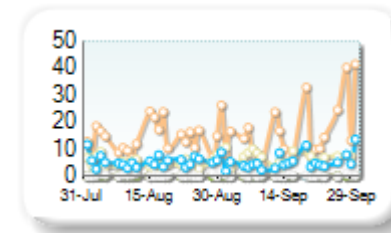
Market depth measures the amount of visible liquidity (bids and offers) in the order book within 10 or 50 BPS of mid price. The result is averaged over the stocks in the index and is based on measurements of the order book every 30 seconds. This is quoted in '000s of EUR.

Best Prices

At touch

Rank	Venue	Best Price (%)	Change
1	XMAD	16.02	+1.81
2	CEUX	6.79	+1.97
3	AQEU	5.30	-0.92
4	TQEX	0.35	-0.10
5	CHIX	0.00	+0.00
6	TRQX	0.00	+0.00
7	BATE	0.00	+0.00

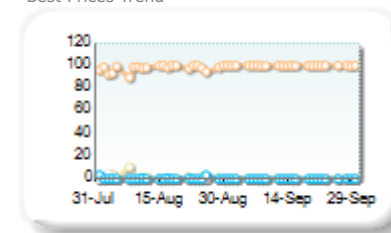
Best Prices Trend



25k EUR deal

Rank	Venue	Best Price (%)	Change
1	XMAD	99.85	+2.14
2	CEUX	0.12	-1.44
3	AQEU	0.00	-0.43
4	CHIX	0.00	+0.00
5	TRQX	0.00	+0.00
6	BATE	0.00	+0.00
7	TQEX	0.00	-0.33

Best Prices Trend

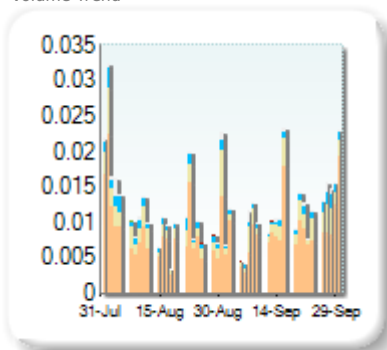


Best Price % measures how often each venue posts an absolute best price (no ties) for stocks. The result is averaged over the stocks in the index and is based on measurements of the order book every 5 seconds.

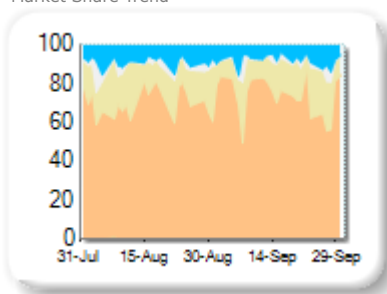
Market Share

Rank	Venue	Market Share	Change
1	XMAD	72.86%	+3.15
2	CEUX	16.69%	-1.47
3	AQEU	7.76%	-1.10
4	TQEX	2.69%	-0.54
5	CHIX	0.00%	+0.00

Volume Trend



Market Share Trend



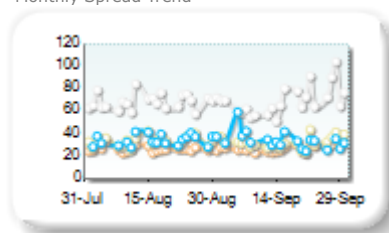
Market share is based on on-book value traded during continuous trading. The share is calculated by averaging over all stocks in the index. The current value shown is for last week and the change is relative to the previous week.

Spreads

At touch

Rank	Venue	Spread (bps)	Change
1	XMAD	27.84	+1.19
2	CEUX	32.34	-1.62
3	AQEU	34.28	-0.53
4	TQEX	69.54	+0.78

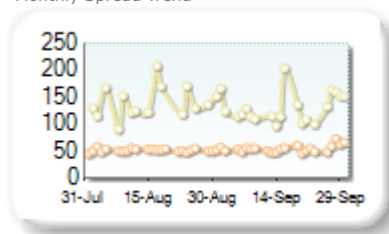
Monthly Spread Trend



25k EUR deal

Rank	Venue	Spread (bps)	Change
1	XMAD	54.73	+3.00
2	CEUX	130.12	-10.00

Monthly Spread Trend



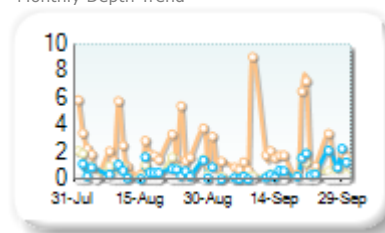
Spreads measure the bid to offer spread of the best visible orders in the book. The result is averaged over the stocks in the index and is based on measurements of the order books every 30 seconds. The value for the spread is quoted in basis points (0.01%).

Book Depths

10BPS Depth (top of book)

Rank	Venue	Depth (1K EUR)	Change
1	XMAD	2.1	-0.3
2	AQEU	0.7	+0.1
3	CEUX	0.4	-0.3
4	TQEX	0.0	0.0

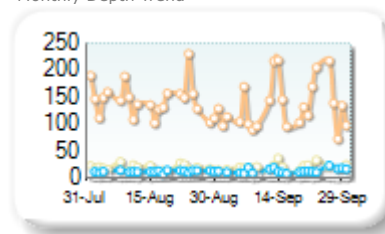
Monthly Depth Trend



50BPS Depth (deeper into book)

Rank	Venue	Depth (1K EUR)	Change
1	XMAD	134.9	-8.2
2	CEUX	19.0	+0.7
3	AQEU	13.6	+1.2
4	TQEX	3.4	-1.0

Monthly Depth Trend



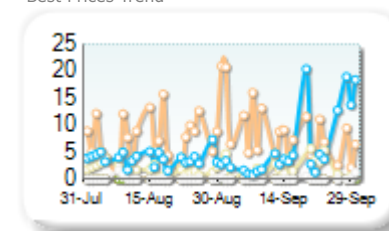
Market depth measures the amount of visible liquidity (bids and offers) in the order book within 10 or 50 BPS of mid price. The result is averaged over the stocks in the index and is based on measurements of the order book every 30 seconds. This is quoted in '000s of EUR.

Best Prices

At touch

Rank	Venue	Best Price (%)	Change
1	XMAD	7.99	-0.99
2	AQEU	6.08	+3.66
3	CEUX	2.23	+0.45
4	TQEX	0.09	-0.01
5	CHIX	0.00	+0.00
6	BATE	0.00	+0.00

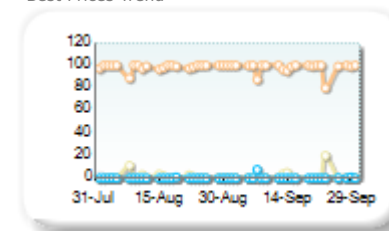
Best Prices Trend



25k EUR deal

Rank	Venue	Best Price (%)	Change
1	XMAD	97.77	-0.91
2	CEUX	1.83	+0.67
3	AQEU	0.43	+0.38
4	CHIX	0.00	+0.00
5	BATE	0.00	+0.00
6	TQEX	0.00	-0.12

Best Prices Trend

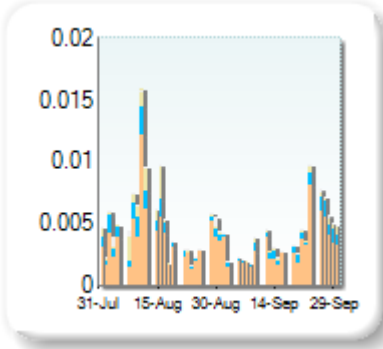


Best Price % measures how often each venue posts an absolute best price (no ties) for stocks. The result is averaged over the stocks in the index and is based on measurements of the order book every 5 seconds.

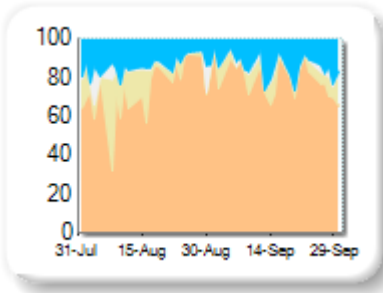
Market Share

Rank	Venue	Market Share	Change
1	XMAD	78.34%	+6.83
2	AQEU	14.42%	-0.63
3	CEUX	5.75%	-5.34
4	TQEX	1.49%	-0.87

Volume Trend



Market Share Trend



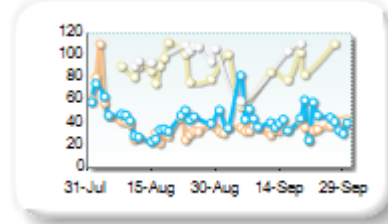
Market share is based on on-book value traded during continuous trading. The share is calculated by averaging over all stocks in the index. The current value shown is for last week and the change is relative to the previous week.

Spreads

At touch

Rank	Venue	Spread (bps)	Change
1	XMAD	35.46	-5.38
2	AQEU	43.48	-3.73
3	CEUX	116.73	-3.04
4	TQEX	140.20	+9.31

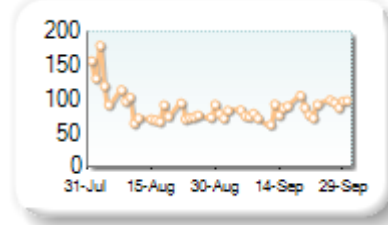
Monthly Spread Trend



25k EUR deal

Rank	Venue	Spread (bps)	Change
1	XMAD	84.06	-8.18

Monthly Spread Trend



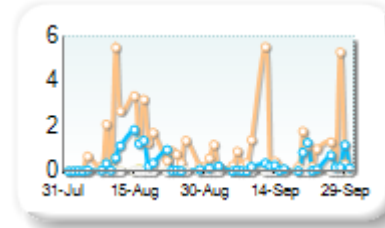
Spreads measure the bid to offer spread of the best visible orders in the book. The result is averaged over the stocks in the index and is based on measurements of the order books every 30 seconds. The value for the spread is quoted in basis points (0.01%).

Book Depths

10BPS Depth (top of book)

Rank	Venue	Depth (1K EUR)	Change
1	XMAD	1.0	-0.2
2	AQEU	0.3	-0.1
3	CEUX	0.0	0.0

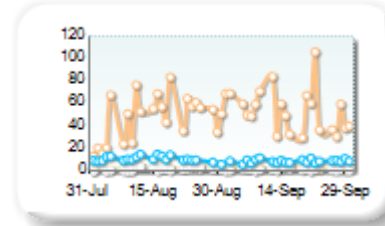
Monthly Depth Trend



50BPS Depth (deeper into book)

Rank	Venue	Depth (1K EUR)	Change
1	XMAD	53.9	+6.5
2	AQEU	8.9	-1.9
3	CEUX	2.6	-0.3
4	TQEX	1.3	-0.4

Monthly Depth Trend



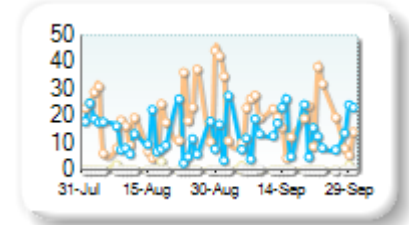
Market depth measures the amount of visible liquidity (bids and offers) in the order book within 10 or 50 BPS of mid price. The result is averaged over the stocks in the index and is based on measurements of the order book every 30 seconds. This is quoted in '000s of EUR.

Best Prices

At touch

Rank	Venue	Best Price (%)	Change
1	XMAD	18.87	+4.72
2	AQEU	14.57	+0.11
3	CEUX	0.23	-0.18
4	TQEX	0.05	+0.05
5	AQXE	0.00	+0.00

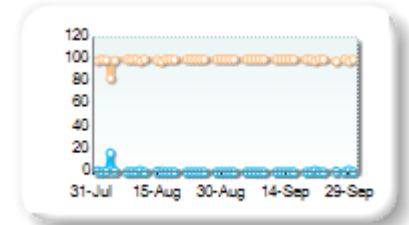
Best Prices Trend



25k EUR deal

Rank	Venue	Best Price (%)	Change
1	XMAD	99.71	+0.80
2	AQEU	0.20	-0.78
3	AQXE	0.00	+0.00
4	CEUX	0.00	-0.08
5	TQEX	0.00	+0.00

Best Prices Trend

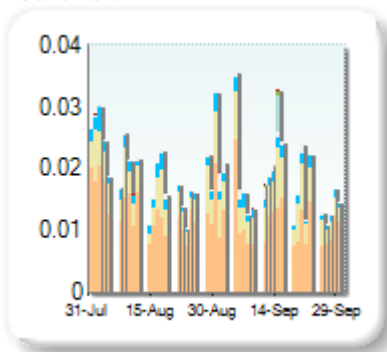


Best Price % measures how often each venue posts an absolute best price (no ties) for stocks. The result is averaged over the stocks in the index and is based on measurements of the order book every 5 seconds.

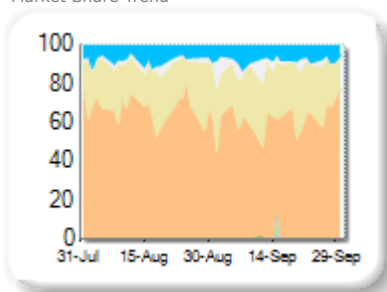
Market Share

Rank	Venue	Market Share	Change
1	XMAD	60.14%	-6.57
2	CEUX	26.27%	+3.01
3	AQEU	7.72%	-0.10
4	TQEX	4.09%	+1.91
5	TRQX	1.49%	+1.46
6	BATE	0.18%	+0.18
7	CHIX	0.11%	+0.10

Volume Trend



Market Share Trend

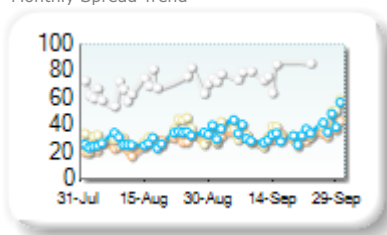


Spreads

At touch

Rank	Venue	Spread (bps)	Change
1	XMAD	31.80	+6.01
2	AQEU	35.24	+5.82
3	CEUX	35.94	+4.54
4	TQEX	95.23	+21.01

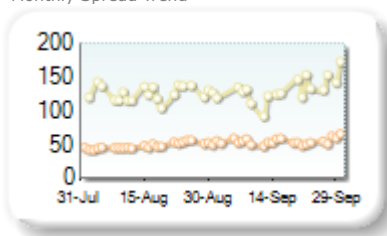
Monthly Spread Trend



25k EUR deal

Rank	Venue	Spread (bps)	Change
1	XMAD	54.71	+6.44
2	CEUX	131.48	+5.76

Monthly Spread Trend

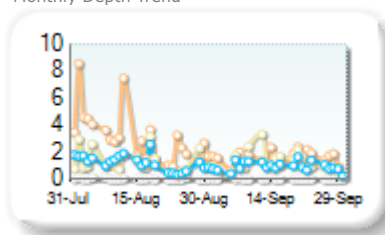


Book Depths

10BPS Depth (top of book)

Rank	Venue	Depth (1K EUR)	Change
1	XMAD	1.6	-1.6
2	CEUX	1.2	-0.1
3	AQEU	1.0	-0.3
4	TQEX	0.0	0.0

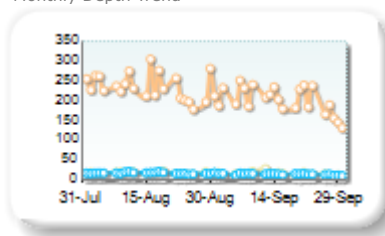
Monthly Depth Trend



50BPS Depth (deeper into book)

Rank	Venue	Depth (1K EUR)	Change
1	XMAD	200.5	-34.5
2	CEUX	13.4	-1.4
3	AQEU	12.7	-2.9
4	TQEX	2.5	-1.7

Monthly Depth Trend

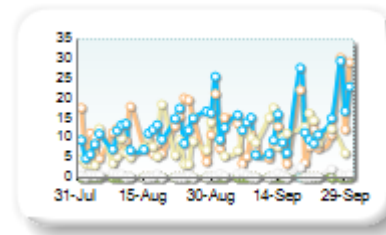


Best Prices

At touch

Rank	Venue	Best Price (%)	Change
1	AQEU	13.50	+0.97
2	XMAD	11.28	+0.17
3	CEUX	10.88	+2.77
4	TQEX	0.62	+0.16
5	CHIX	0.00	+0.00
6	TRQX	0.00	+0.00
7	BATE	0.00	+0.00

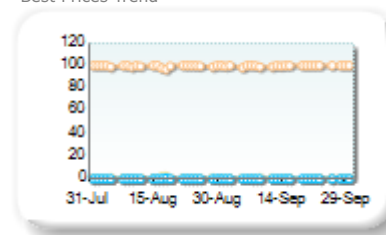
Best Prices Trend



25k EUR deal

Rank	Venue	Best Price (%)	Change
1	XMAD	99.69	+0.21
2	CEUX	0.26	-0.14
3	AQEU	0.00	-0.04
4	CHIX	0.00	+0.00
5	TRQX	0.00	+0.00
6	BATE	0.00	+0.00
7	TQEX	0.00	+0.00

Best Prices Trend



Market share is based on on-book value traded during continuous trading. The share is calculated by averaging over all stocks in the index. The current value shown is for last week and the change is relative to the previous week.

Spreads measure the bid to offer spread of the best visible orders in the book. The result is averaged over the stocks in the index and is based on measurements of the order books every 30 seconds. The value for the spread is quoted in basis points (0.01%).

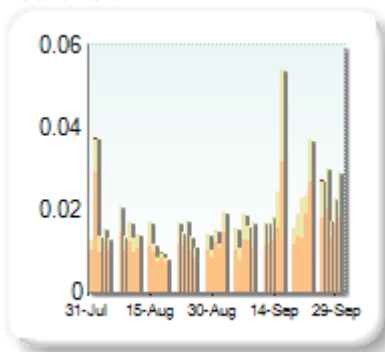
Market depth measures the amount of visible liquidity (bids and offers) in the order book within 10 or 50 BPS of mid price. The result is averaged over the stocks in the index and is based on measurements of the order book every 30 seconds. This is quoted in '000s of EUR.

Best Price % measures how often each venue posts an absolute best price (no ties) for stocks. The result is averaged over the stocks in the index and is based on measurements of the order book every 5 seconds.

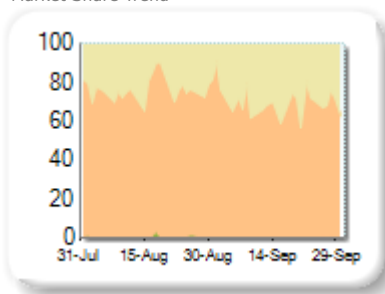
Market Share

Rank	Venue	Market Share	Change
1	XMAD	68.44%	-7.40
2	CEUX	31.55%	+7.67
3	BATE	0.01%	-0.19
4	CHIX	0.00%	-0.07

Volume Trend



Market Share Trend



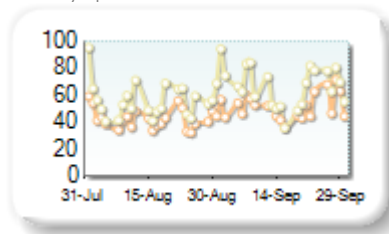
Market share is based on on-book value traded during continuous trading. The share is calculated by averaging over all stocks in the index. The current value shown is for last week and the change is relative to the previous week.

Spreads

At touch

Rank	Venue	Spread (bps)	Change
1	XMAD	51.61	+9.04
2	CEUX	66.40	+10.23

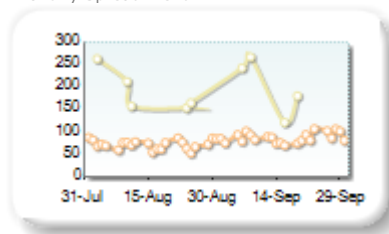
Monthly Spread Trend



25k EUR deal

Rank	Venue	Spread (bps)	Change
1	XMAD	87.94	+15.20
2	CEUX	202.11	+12.33

Monthly Spread Trend



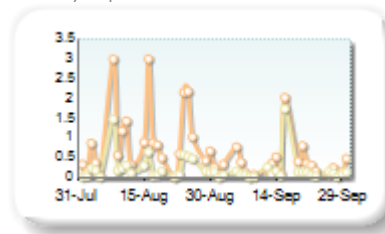
Spreads measure the bid to offer spread of the best visible orders in the book. The result is averaged over the stocks in the index and is based on measurements of the order books every 30 seconds. The value for the spread is quoted in basis points (0.01%).

Book Depths

10BPS Depth (top of book)

Rank	Venue	Depth (1K EUR)	Change
1	XMAD	0.4	-0.6
2	CEUX	0.2	-0.1

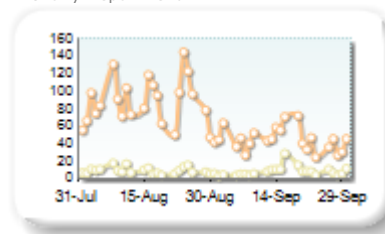
Monthly Depth Trend



50BPS Depth (deeper into book)

Rank	Venue	Depth (1K EUR)	Change
1	XMAD	45.4	-41.8
2	CEUX	8.9	-0.9

Monthly Depth Trend



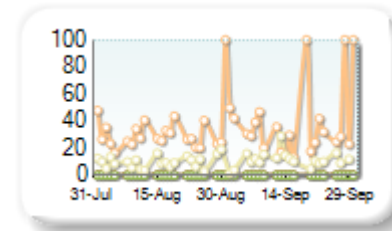
Market depth measures the amount of visible liquidity (bids and offers) in the order book within 10 or 50 BPS of mid price. The result is averaged over the stocks in the index and is based on measurements of the order book every 30 seconds. This is quoted in '000s of EUR.

Best Prices

At touch

Rank	Venue	Best Price (%)	Change
1	XMAD	39.13	+9.72
2	CEUX	11.54	+1.69
3	CHIX	0.00	+0.00
4	BATE	0.00	+0.00

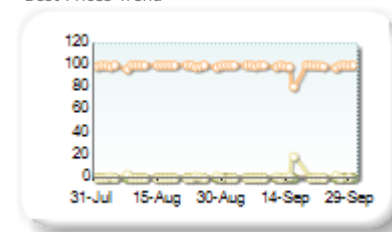
Best Prices Trend



25k EUR deal

Rank	Venue	Best Price (%)	Change
1	XMAD	98.64	-0.82
2	CEUX	1.41	+0.93
3	CHIX	0.00	+0.00
4	BATE	0.00	+0.00

Best Prices Trend

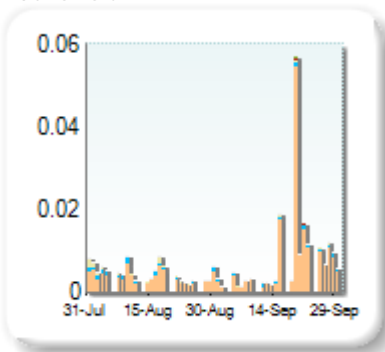


Best Price % measures how often each venue posts an absolute best price (no ties) for stocks. The result is averaged over the stocks in the index and is based on measurements of the order book every 5 seconds.

Market Share

Rank	Venue	Market Share	Change
1	XMAD	90.06%	+15.90
2	AQEU	5.80%	-6.91
3	CEUX	3.37%	-8.64
4	TQEX	0.50%	-0.62
5	CHIX	0.14%	+0.14
6	BATE	0.13%	+0.13

Volume Trend



Market Share Trend



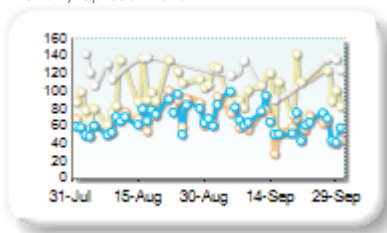
Market share is based on on-book value traded during continuous trading. The share is calculated by averaging over all stocks in the index. The current value shown is for last week and the change is relative to the previous week.

Spreads

At touch

Rank	Venue	Spread (bps)	Change
1	XMAD	62.52	-8.46
2	AQEU	66.15	-2.30
3	CEUX	122.61	+16.42
4	TQEX	182.40	+7.30

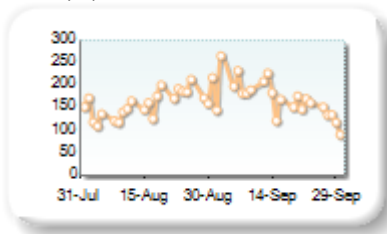
Monthly Spread Trend



25k EUR deal

Rank	Venue	Spread (bps)	Change
1	XMAD	169.87	+9.49

Monthly Spread Trend



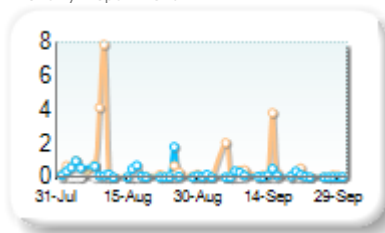
Spreads measure the bid to offer spread of the best visible orders in the book. The result is averaged over the stocks in the index and is based on measurements of the order books every 30 seconds. The value for the spread is quoted in basis points (0.01%).

Book Depths

10BPS Depth (top of book)

Rank	Venue	Depth (1K EUR)	Change
1	XMAD	0.5	-0.3
2	AQEU	0.1	-0.2
3	CEUX	0.1	0.0
4	TQEX	0.0	0.0

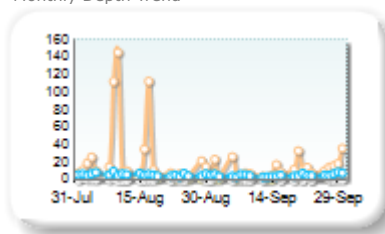
Monthly Depth Trend



50BPS Depth (deeper into book)

Rank	Venue	Depth (1K EUR)	Change
1	XMAD	13.5	-13.4
2	AQEU	5.5	-0.7
3	CEUX	1.5	-1.1
4	TQEX	0.5	-0.1

Monthly Depth Trend



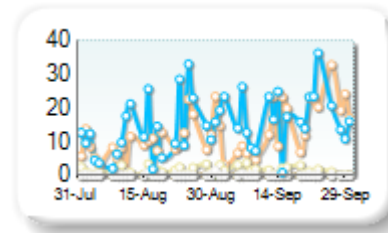
Market depth measures the amount of visible liquidity (bids and offers) in the order book within 10 or 50 BPS of mid price. The result is averaged over the stocks in the index and is based on measurements of the order book every 30 seconds. This is quoted in '000s of EUR.

Best Prices

At touch

Rank	Venue	Best Price (%)	Change
1	AQEU	17.40	+6.67
2	XMAD	14.72	+10.96
3	CEUX	1.53	-0.40
4	TQEX	0.03	-0.11
5	CHIX	0.00	+0.00
6	BATE	0.00	+0.00

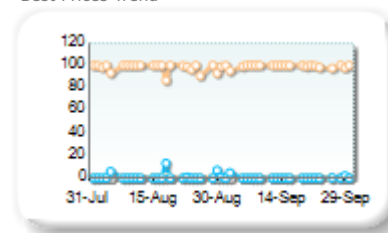
Best Prices Trend



25k EUR deal

Rank	Venue	Best Price (%)	Change
1	XMAD	99.27	+1.28
2	AQEU	0.36	-0.89
3	CHIX	0.00	+0.00
4	BATE	0.00	+0.00
5	CEUX	0.00	-0.04
6	TQEX	0.00	+0.00

Best Prices Trend

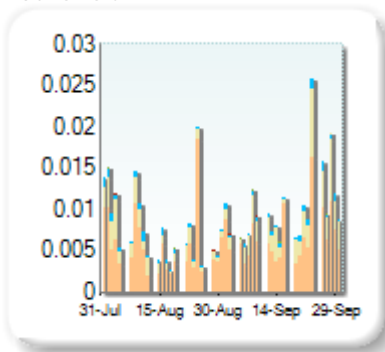


Best Price % measures how often each venue posts an absolute best price (no ties) for stocks. The result is averaged over the stocks in the index and is based on measurements of the order book every 5 seconds.

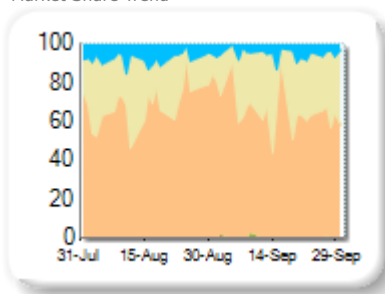
Market Share

Rank	Venue	Market Share	Change
1	XMAD	65.19%	-5.52
2	CEUX	29.16%	+7.03
3	AQEU	5.37%	-1.75
4	BATE	0.21%	+0.18
5	CHIX	0.07%	+0.07
6	AQXE	0.00%	+0.00

Volume Trend



Market Share Trend



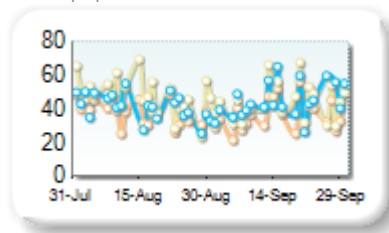
Market share is based on on-book value traded during continuous trading. The share is calculated by averaging over all stocks in the index. The current value shown is for last week and the change is relative to the previous week.

Spreads

At touch

Rank	Venue	Spread (bps)	Change
1	XMAD	36.88	-0.63
2	CEUX	43.83	-4.52
3	AQEU	44.61	+3.25

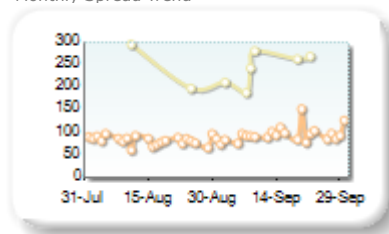
Monthly Spread Trend



25k EUR deal

Rank	Venue	Spread (bps)	Change
1	XMAD	96.12	+12.95
2	CEUX	254.42	-47.41

Monthly Spread Trend



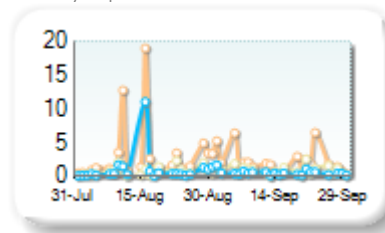
Spreads measure the bid to offer spread of the best visible orders in the book. The result is averaged over the stocks in the index and is based on measurements of the order books every 30 seconds. The value for the spread is quoted in basis points (0.01%).

Book Depths

10BPS Depth (top of book)

Rank	Venue	Depth (1K EUR)	Change
1	XMAD	2.0	-0.9
2	CEUX	0.9	+0.2
3	AQEU	0.5	-0.5

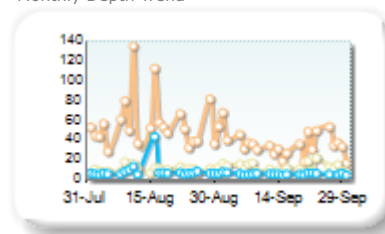
Monthly Depth Trend



50BPS Depth (deeper into book)

Rank	Venue	Depth (1K EUR)	Change
1	XMAD	35.4	-21.4
2	CEUX	11.6	+1.4
3	AQEU	5.3	-2.7

Monthly Depth Trend



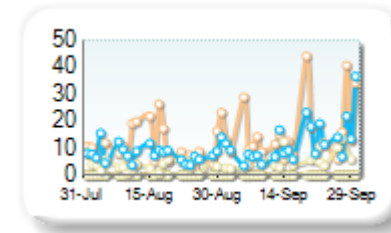
Market depth measures the amount of visible liquidity (bids and offers) in the order book within 10 or 50 BPS of mid price. The result is averaged over the stocks in the index and is based on measurements of the order book every 30 seconds. This is quoted in '000s of EUR.

Best Prices

At touch

Rank	Venue	Best Price (%)	Change
1	XMAD	15.70	+8.67
2	AQEU	12.24	+7.58
3	CEUX	5.71	+1.82
4	CHIX	0.00	+0.00
5	BATE	0.00	+0.00
6	AQXE	0.00	+0.00

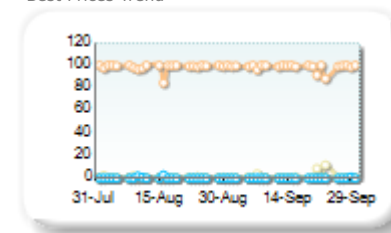
Best Prices Trend



25k EUR deal

Rank	Venue	Best Price (%)	Change
1	XMAD	98.43	-0.14
2	CEUX	1.67	+1.21
3	AQEU	0.04	-0.19
4	CHIX	0.00	+0.00
5	BATE	0.00	+0.00
6	AQXE	0.00	+0.00

Best Prices Trend

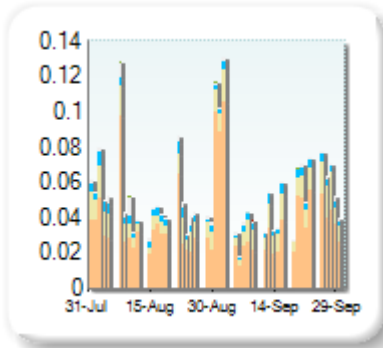


Best Price % measures how often each venue posts an absolute best price (no ties) for stocks. The result is averaged over the stocks in the index and is based on measurements of the order book every 5 seconds.

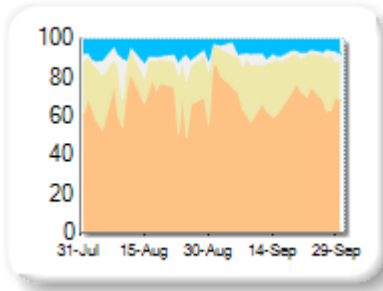
Market Share

Rank	Venue	Market Share	Change
1	XMAD	70.39%	+1.81
2	CEUX	20.66%	+2.07
3	AQEU	6.01%	-1.81
4	TQEX	2.90%	-2.09
5	BATE	0.02%	+0.01
6	TRQX	0.01%	+0.01
7	CHIX	0.00%	+0.00

Volume Trend



Market Share Trend

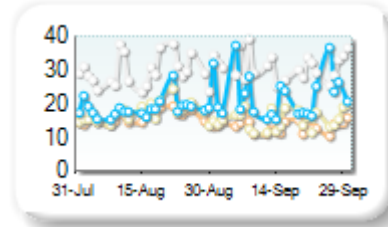


Spreads

At touch

Rank	Venue	Spread (bps)	Change
1	XMAD	13.29	-2.60
2	CEUX	15.28	-1.94
3	AQEU	21.70	+2.55
4	TQEX	30.74	+1.04

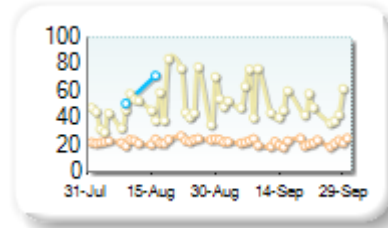
Monthly Spread Trend



25k EUR deal

Rank	Venue	Spread (bps)	Change
1	XMAD	21.87	-1.11
2	CEUX	51.19	+1.25

Monthly Spread Trend

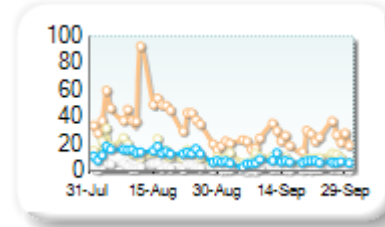


Book Depths

10BPS Depth (top of book)

Rank	Venue	Depth (1K EUR)	Change
1	XMAD	24.2	-16.9
2	CEUX	9.3	-5.3
3	AQEU	7.0	-6.3
4	TQEX	1.3	-2.1

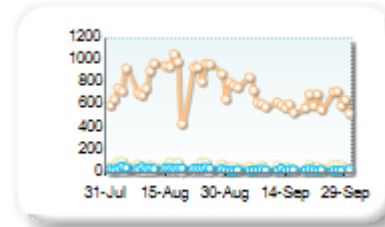
Monthly Depth Trend



50BPS Depth (deeper into book)

Rank	Venue	Depth (1K EUR)	Change
1	XMAD	649.8	-178.2
2	CEUX	53.9	-17.4
3	AQEU	29.4	-13.5
4	TQEX	18.7	-4.5
5	BATE	0.0	+0.0

Monthly Depth Trend

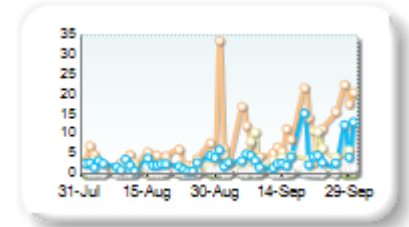


Best Prices

At touch

Rank	Venue	Best Price (%)	Change
1	XMAD	10.97	+8.46
2	CEUX	4.52	+2.38
3	AQEU	4.51	+1.75
4	TQEX	0.31	+0.11
5	BATE	0.01	+0.02
6	CHIX	0.00	+0.00
7	TRQX	0.00	+0.00

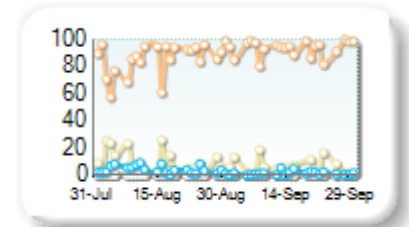
Best Prices Trend



25k EUR deal

Rank	Venue	Best Price (%)	Change
1	XMAD	93.02	+7.54
2	CEUX	6.34	-3.19
3	AQEU	1.43	-2.59
4	CHIX	0.00	+0.00
5	TRQX	0.00	+0.00
6	BATE	0.00	+0.00
7	TQEX	0.00	+0.00

Best Prices Trend



Market share is based on on-book value traded during continuous trading. The share is calculated by averaging over all stocks in the index. The current value shown is for last week and the change is relative to the previous week.

Spreads measure the bid to offer spread of the best visible orders in the book. The result is averaged over the stocks in the index and is based on measurements of the order books every 30 seconds. The value for the spread is quoted in basis points (0.01%).

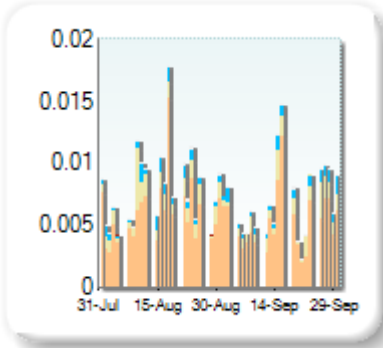
Market depth measures the amount of visible liquidity (bids and offers) in the order book within 10 or 50 BPS of mid price. The result is averaged over the stocks in the index and is based on measurements of the order book every 30 seconds. This is quoted in '000s of EUR.

Best Price % measures how often each venue posts an absolute best price (no ties) for stocks. The result is averaged over the stocks in the index and is based on measurements of the order book every 5 seconds.

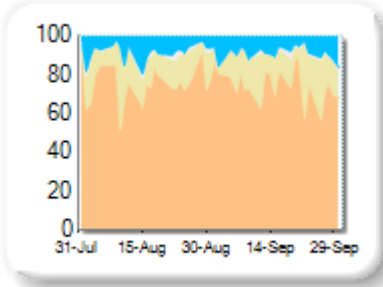
Market Share

Rank	Venue	Market Share	Change
1	XMAD	74.27%	-0.72
2	CEUX	15.65%	+0.12
3	AQEU	9.15%	+1.05
4	TQEX	0.93%	-0.45
5	AQXE	0.00%	+0.00

Volume Trend



Market Share Trend



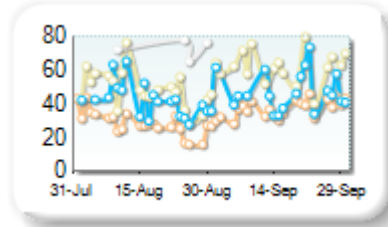
Market share is based on on-book value traded during continuous trading. The share is calculated by averaging over all stocks in the index. The current value shown is for last week and the change is relative to the previous week.

Spreads

At touch

Rank	Venue	Spread (bps)	Change
1	XMAD	36.99	+8.49
2	AQEU	47.42	+5.46
3	CEUX	68.32	+18.67
4	TQEX	121.21	+15.73

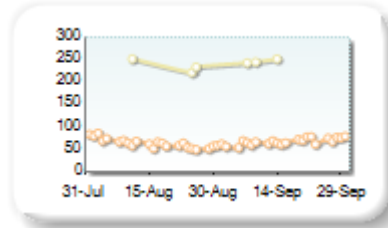
Monthly Spread Trend



25k EUR deal

Rank	Venue	Spread (bps)	Change
1	XMAD	68.17	+3.79
2	CEUX	272.11	-12.67

Monthly Spread Trend



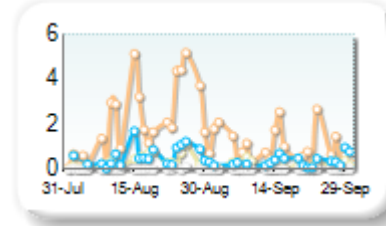
Spreads measure the bid to offer spread of the best visible orders in the book. The result is averaged over the stocks in the index and is based on measurements of the order books every 30 seconds. The value for the spread is quoted in basis points (0.01%).

Book Depths

10BPS Depth (top of book)

Rank	Venue	Depth (1K EUR)	Change
1	XMAD	1.0	-1.0
2	AQEU	0.4	-0.1
3	CEUX	0.2	-0.1

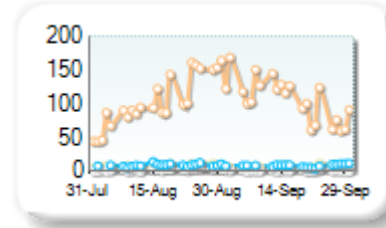
Monthly Depth Trend



50BPS Depth (deeper into book)

Rank	Venue	Depth (1K EUR)	Change
1	XMAD	105.3	+1.2
2	AQEU	8.1	-0.5
3	CEUX	6.2	-1.3
4	TQEX	1.2	-1.1

Monthly Depth Trend



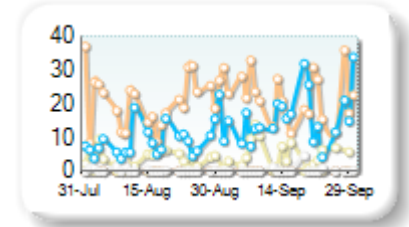
Market depth measures the amount of visible liquidity (bids and offers) in the order book within 10 or 50 BPS of mid price. The result is averaged over the stocks in the index and is based on measurements of the order book every 30 seconds. This is quoted in '000s of EUR.

Best Prices

At touch

Rank	Venue	Best Price (%)	Change
1	XMAD	22.12	+6.45
2	AQEU	15.73	+6.35
3	CEUX	4.99	+0.49
4	TQEX	0.34	+0.33
5	CHIX	0.00	+0.00
6	AQXE	0.00	+0.00

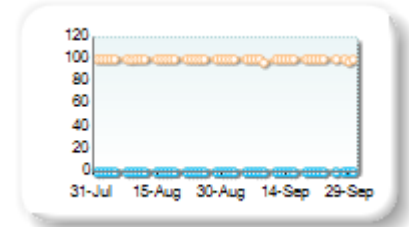
Best Prices Trend



25k EUR deal

Rank	Venue	Best Price (%)	Change
1	XMAD	99.69	-0.25
2	AQEU	0.02	+0.02
3	CEUX	0.00	-0.03
4	CHIX	0.00	+0.00
5	AQXE	0.00	+0.00
6	TQEX	0.00	+0.00

Best Prices Trend

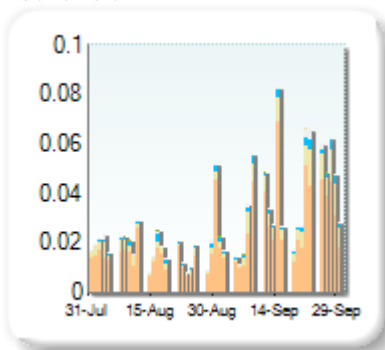


Best Price % measures how often each venue posts an absolute best price (no ties) for stocks. The result is averaged over the stocks in the index and is based on measurements of the order book every 5 seconds.

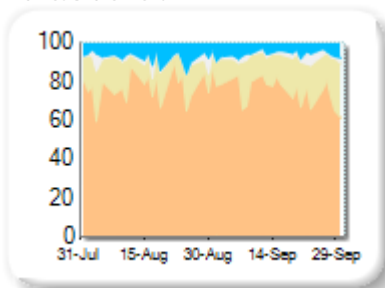
Market Share

Rank	Venue	Market Share	Change
1	XMAD	74.88%	-2.81
2	CEUX	17.13%	+4.07
3	AQEU	5.51%	-1.40
4	TQEX	2.41%	+0.09
5	BATE	0.07%	+0.04
6	TRQX	0.00%	+0.00
7	AQXE	0.00%	+0.00

Volume Trend



Market Share Trend



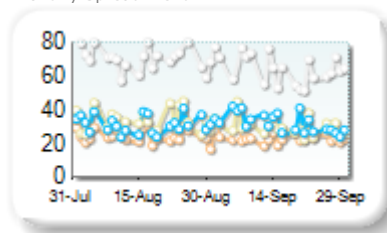
Market share is based on on-book value traded during continuous trading. The share is calculated by averaging over all stocks in the index. The current value shown is for last week and the change is relative to the previous week.

Spreads

At touch

Rank	Venue	Spread (bps)	Change
1	XMAD	22.96	-1.34
2	CEUX	29.94	-3.09
3	AQEU	32.25	+0.92
4	TQEX	65.09	-7.03

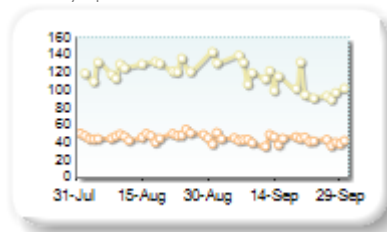
Monthly Spread Trend



25k EUR deal

Rank	Venue	Spread (bps)	Change
1	XMAD	43.69	-3.86
2	CEUX	111.31	-14.94

Monthly Spread Trend



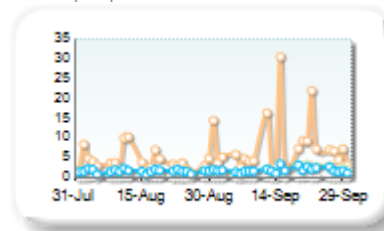
Spreads measure the bid to offer spread of the best visible orders in the book. The result is averaged over the stocks in the index and is based on measurements of the order books every 30 seconds. The value for the spread is quoted in basis points (0.01%).

Book Depths

10BPS Depth (top of book)

Rank	Venue	Depth (1K EUR)	Change
1	XMAD	7.7	+3.0
2	AQEU	1.8	+0.3
3	CEUX	1.7	+0.9
4	TQEX	0.1	+0.0
5	BATE	0.0	+0.0

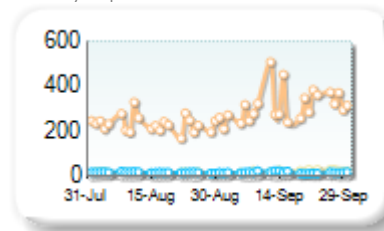
Monthly Depth Trend



50BPS Depth (deeper into book)

Rank	Venue	Depth (1K EUR)	Change
1	XMAD	314.6	+81.6
2	CEUX	20.2	+5.5
3	AQEU	16.6	-0.4
4	TQEX	5.6	+1.2
5	BATE	0.0	+0.0

Monthly Depth Trend



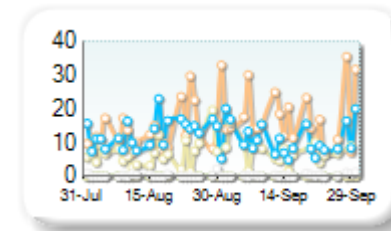
Market depth measures the amount of visible liquidity (bids and offers) in the order book within 10 or 50 BPS of mid price. The result is averaged over the stocks in the index and is based on measurements of the order book every 30 seconds. This is quoted in '000s of EUR.

Best Prices

At touch

Rank	Venue	Best Price (%)	Change
1	XMAD	17.10	-1.00
2	AQEU	10.95	-0.34
3	CEUX	7.31	-0.58
4	TQEX	0.36	+0.18
5	TRQX	0.00	+0.00
6	BATE	0.00	+0.00
7	AQXE	0.00	+0.00

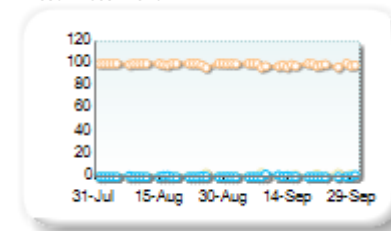
Best Prices Trend



25k EUR deal

Rank	Venue	Best Price (%)	Change
1	XMAD	98.60	-0.94
2	CEUX	1.01	+0.79
3	AQEU	0.34	+0.13
4	TQEX	0.00	+0.00
5	TRQX	0.00	+0.00
6	BATE	0.00	+0.00
7	AQXE	0.00	+0.00

Best Prices Trend

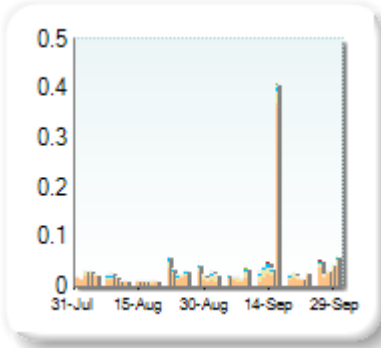


Best Price % measures how often each venue posts an absolute best price (no ties) for stocks. The result is averaged over the stocks in the index and is based on measurements of the order book every 5 seconds.

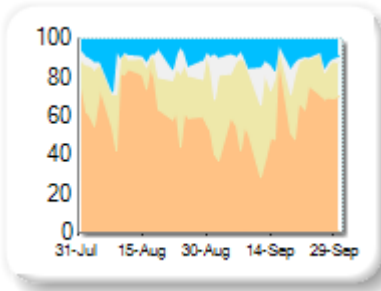
Market Share

Rank	Venue	Market Share	Change
1	XMAD	69.23%	+7.27
2	CEUX	18.49%	-2.76
3	AQEU	7.71%	-2.76
4	TQEX	4.51%	-1.81
5	BATE	0.04%	+0.04
6	CHIX	0.02%	+0.02
7	AQXE	0.00%	+0.00

Volume Trend



Market Share Trend



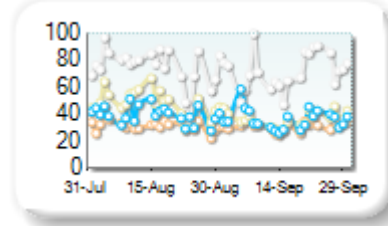
Market share is based on on-book value traded during continuous trading. The share is calculated by averaging over all stocks in the index. The current value shown is for last week and the change is relative to the previous week.

Spreads

At touch

Rank	Venue	Spread (bps)	Change
1	XMAD	31.15	-0.52
2	AQEU	36.14	-3.57
3	CEUX	36.17	-11.39
4	TQEX	71.88	-2.91

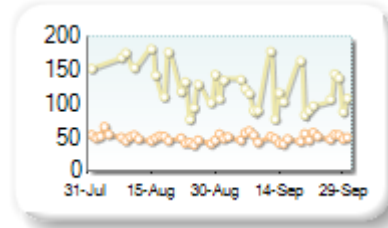
Monthly Spread Trend



25k EUR deal

Rank	Venue	Spread (bps)	Change
1	XMAD	49.78	+0.87
2	CEUX	124.71	-25.45
3	AQEU	257.08	n/a

Monthly Spread Trend



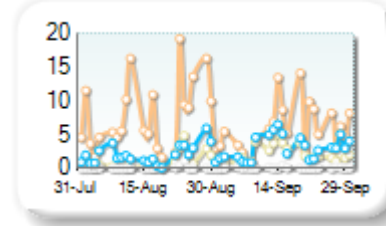
Spreads measure the bid to offer spread of the best visible orders in the book. The result is averaged over the stocks in the index and is based on measurements of the order books every 30 seconds. The value for the spread is quoted in basis points (0.01%).

Book Depths

10BPS Depth (top of book)

Rank	Venue	Depth (1K EUR)	Change
1	XMAD	5.9	-1.7
2	AQEU	3.1	+1.1
3	CEUX	2.1	+1.1
4	TQEX	0.1	0.0

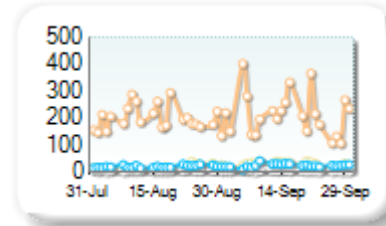
Monthly Depth Trend



50BPS Depth (deeper into book)

Rank	Venue	Depth (1K EUR)	Change
1	XMAD	215.1	+15.5
2	CEUX	30.5	+10.1
3	AQEU	25.1	+3.9
4	TQEX	5.8	-0.6

Monthly Depth Trend



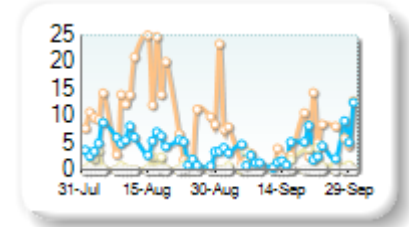
Market depth measures the amount of visible liquidity (bids and offers) in the order book within 10 or 50 BPS of mid price. The result is averaged over the stocks in the index and is based on measurements of the order book every 30 seconds. This is quoted in '000s of EUR.

Best Prices

At touch

Rank	Venue	Best Price (%)	Change
1	XMAD	5.12	-7.55
2	AQEU	3.80	-1.34
3	CEUX	1.31	+1.10
4	TQEX	0.07	+0.08
5	CHIX	0.00	+0.00
6	BATE	0.00	+0.00
7	AQXE	0.00	+0.00

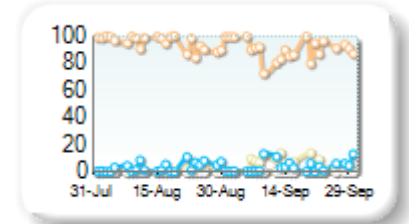
Best Prices Trend



25k EUR deal

Rank	Venue	Best Price (%)	Change
1	XMAD	89.75	-5.63
2	CEUX	6.64	+5.56
3	AQEU	4.12	+0.84
4	TQEX	0.01	+0.01
5	CHIX	0.00	+0.00
6	BATE	0.00	+0.00
7	AQXE	0.00	+0.00

Best Prices Trend

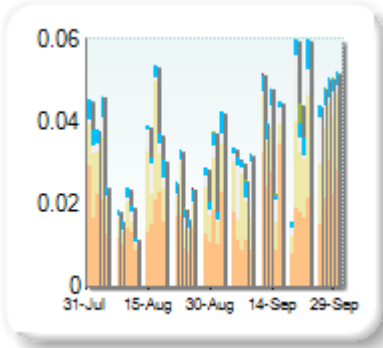


Best Price % measures how often each venue posts an absolute best price (no ties) for stocks. The result is averaged over the stocks in the index and is based on measurements of the order book every 5 seconds.

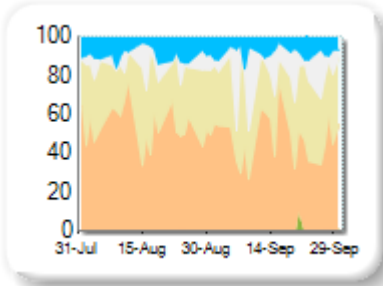
Market Share

Rank	Venue	Market Share	Change
1	XMAD	47.42%	-4.68
2	CEUX	31.51%	-0.52
3	TQEX	12.03%	+5.26
4	AQEU	8.42%	-0.64
5	BATE	0.62%	+0.60
6	CHIX	0.00%	-0.02
7	TRQX	0.00%	0.00

Volume Trend



Market Share Trend



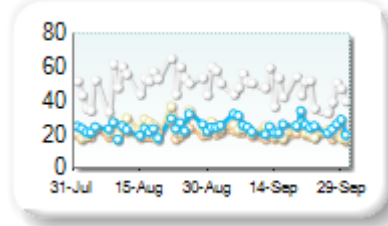
Market share is based on on-book value traded during continuous trading. The share is calculated by averaging over all stocks in the index. The current value shown is for last week and the change is relative to the previous week.

Spreads

At touch

Rank	Venue	Spread (bps)	Change
1	XMAD	19.80	-0.55
2	CEUX	21.70	-2.56
3	AQEU	25.00	+1.38
4	TQEX	47.53	-3.21

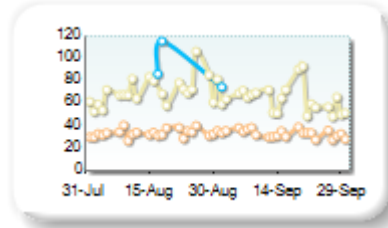
Monthly Spread Trend



25k EUR deal

Rank	Venue	Spread (bps)	Change
1	XMAD	33.52	-0.34
2	CEUX	63.64	-7.56
3	AQEU	74.55	-26.05

Monthly Spread Trend



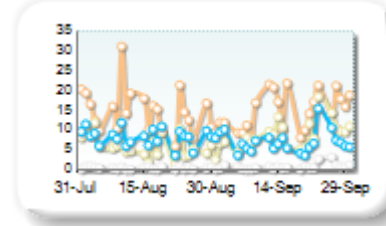
Spreads measure the bid to offer spread of the best visible orders in the book. The result is averaged over the stocks in the index and is based on measurements of the order books every 30 seconds. The value for the spread is quoted in basis points (0.01%).

Book Depths

10BPS Depth (top of book)

Rank	Venue	Depth (1K EUR)	Change
1	XMAD	14.9	+0.3
2	CEUX	9.0	+3.2
3	AQEU	6.9	-1.3
4	TQEX	0.7	+0.4

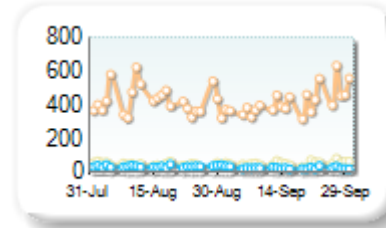
Monthly Depth Trend



50BPS Depth (deeper into book)

Rank	Venue	Depth (1K EUR)	Change
1	XMAD	417.4	-5.6
2	CEUX	53.6	+6.1
3	AQEU	25.6	-9.0
4	TQEX	8.3	-0.7

Monthly Depth Trend



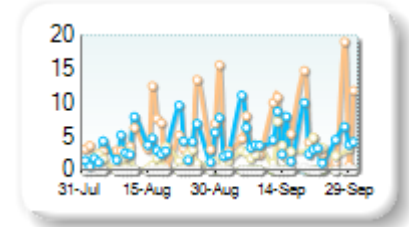
Market depth measures the amount of visible liquidity (bids and offers) in the order book within 10 or 50 BPS of mid price. The result is averaged over the stocks in the index and is based on measurements of the order book every 30 seconds. This is quoted in '000s of EUR.

Best Prices

At touch

Rank	Venue	Best Price (%)	Change
1	XMAD	5.71	+1.90
2	AQEU	4.56	+1.69
3	CEUX	2.87	+2.01
4	TQEX	0.07	+0.06
5	CHIX	0.00	+0.00
6	TRQX	0.00	+0.00
7	BATE	0.00	+0.00

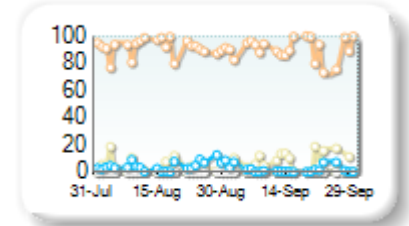
Best Prices Trend



25k EUR deal

Rank	Venue	Best Price (%)	Change
1	XMAD	90.29	-1.27
2	CEUX	8.90	+4.81
3	AQEU	1.72	-2.70
4	CHIX	0.00	+0.00
5	TRQX	0.00	+0.00
6	BATE	0.00	+0.00
7	TQEX	0.00	0.00

Best Prices Trend



Best Price % measures how often each venue posts an absolute best price (no ties) for stocks. The result is averaged over the stocks in the index and is based on measurements of the order book every 5 seconds.