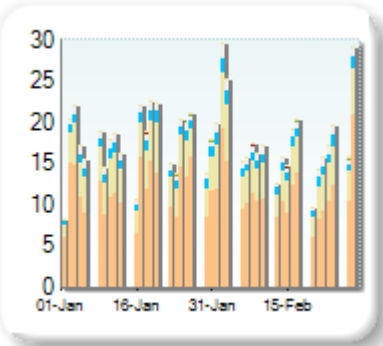


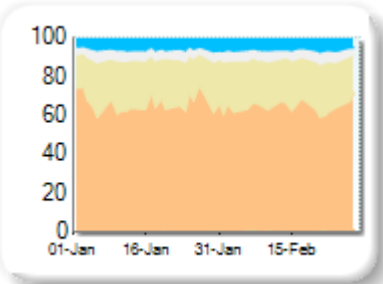
Market Share

Rank	Venue	Market Share	Change
1	XMAD	63.64%	-1.94
2	CEUX	24.06%	+1.14
3	AQEU	6.34%	+0.41
4	TQEX	5.20%	+0.22
5	BATE	0.45%	+0.08
6	CHIX	0.16%	0.00
7	TRQX	0.14%	+0.10
8	AQXE	0.01%	-0.01

Volume Trend



Market Share Trend



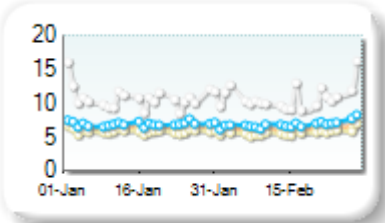
Market share is based on on-book value traded during continuous trading. The share is calculated by averaging over all stocks in the index. The current value shown is for last week and the change is relative to the previous week.

Spreads

At touch

Rank	Venue	Spread (bps)	Change
1	CEUX	5.72	-0.14
2	XMAD	6.19	-0.16
3	AQEU	6.86	-0.07
4	TQEX	10.81	+0.05
5	BATE	241.24	+10.08
6	TRQX	295.09	n/a
7	CHIX	331.78	+1.36
8	AQXE	431.78	-60.99

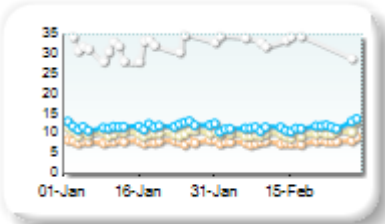
Monthly Spread Trend



25k EUR deal

Rank	Venue	Spread (bps)	Change
1	XMAD	7.84	-0.16
2	CEUX	10.00	-0.17
3	AQEU	11.48	-0.40
4	TQEX	37.35	+2.91
5	CHIX	254.77	-93.69
6	BATE	301.36	+40.67

Monthly Spread Trend



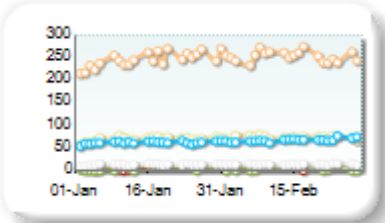
Spreads measure the bid to offer spread of the best visible orders in the book. The result is averaged over the stocks in the index and is based on measurements of the order books every 30 seconds. The value for the spread is quoted in basis points (0.01%).

Book Depths

10BPS Depth (top of book)

Rank	Venue	Depth (1K EUR)	Change
1	XMAD	252.6	+7.0
2	CEUX	75.0	+3.6
3	AQEU	68.0	+5.4
4	TQEX	15.3	+0.6
5	TRQX	8.2	-0.4
6	BATE	1.4	-0.1
7	CHIX	1.4	+0.2
8	AQXE	0.4	0.0

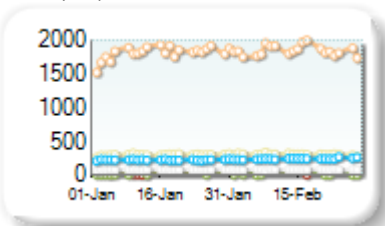
Monthly Depth Trend



50BPS Depth (deeper into book)

Rank	Venue	Depth (1K EUR)	Change
1	XMAD	1,841.7	+34.0
2	CEUX	310.9	+6.6
3	AQEU	242.4	+16.1
4	TQEX	82.6	+1.3
5	BATE	10.4	+0.2
6	CHIX	8.2	0.0
7	TRQX	5.1	-0.8
8	AQXE	0.6	-0.2

Monthly Depth Trend



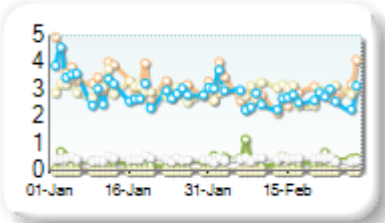
Market depth measures the amount of visible liquidity (bids and offers) in the order book within 10 or 50 BPS of mid price. The result is averaged over the stocks in the index and is based on measurements of the order book every 30 seconds. This is quoted in '000s of EUR.

Best Prices

At touch

Rank	Venue	Best Price (%)	Change
1	CEUX	2.91	-0.13
2	XMAD	2.86	-0.64
3	AQEU	2.73	-0.49
4	TQEX	0.45	-0.02
5	BATE	0.43	+0.16
6	CHIX	0.00	+0.00
7	TRQX	0.00	+0.00
8	AQXE	0.00	0.00

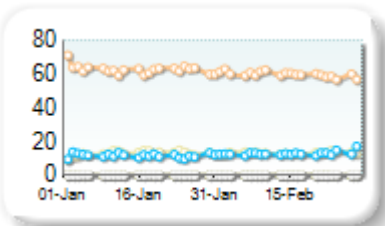
Best Prices Trend



25k EUR deal

Rank	Venue	Best Price (%)	Change
1	XMAD	59.58	-2.84
2	CEUX	13.04	+0.15
3	AQEU	12.87	+1.21
4	TQEX	0.33	-0.02
5	BATE	0.03	+0.02
6	CHIX	0.00	0.00
7	TRQX	0.00	+0.00
8	AQXE	0.00	+0.00

Best Prices Trend

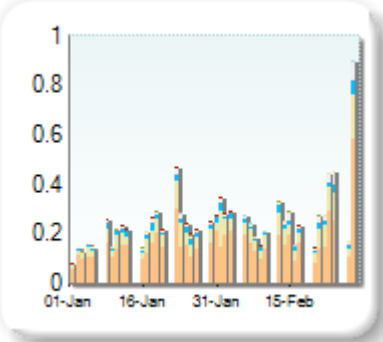


Best Price % measures how often each venue posts an absolute best price (no ties) for stocks. The result is averaged over the stocks in the index and is based on measurements of the order book every 5 seconds.

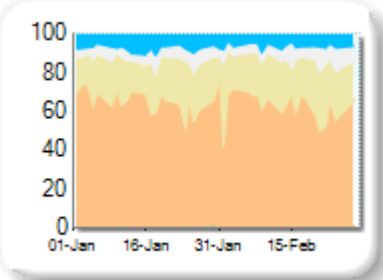
Market Share

Rank	Venue	Market Share	Change
1	XMAD	61.50%	-2.63
2	CEUX	23.89%	+2.37
3	TQEX	7.64%	+1.55
4	AQEU	6.50%	-1.30
5	BATE	0.31%	+0.12
6	CHIX	0.09%	-0.20
7	TRQX	0.08%	+0.08
8	AQXE	0.00%	+0.00

Volume Trend



Market Share Trend



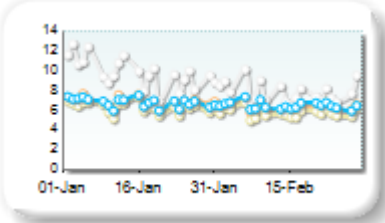
Market share is based on on-book value traded during continuous trading. The share is calculated by averaging over all stocks in the index. The current value shown is for last week and the change is relative to the previous week.

Spreads

At touch

Rank	Venue	Spread (bps)	Change
1	CEUX	5.71	-0.58
2	XMAD	6.29	-0.51
3	AQEU	6.47	-0.32
4	TQEX	7.83	-1.97
5	BATE	376.62	-69.03

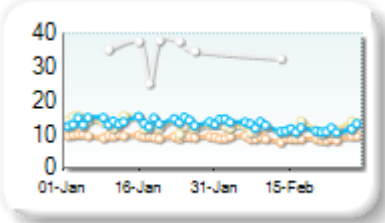
Monthly Spread Trend



25k EUR deal

Rank	Venue	Spread (bps)	Change
1	XMAD	8.81	-0.66
2	CEUX	11.79	-1.48
3	AQEU	12.16	-1.54
4	TQEX	56.78	+4.56
5	BATE	434.37	n/a

Monthly Spread Trend



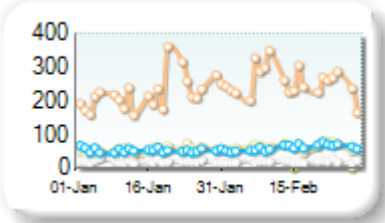
Spreads measure the bid to offer spread of the best visible orders in the book. The result is averaged over the stocks in the index and is based on measurements of the order books every 30 seconds. The value for the spread is quoted in basis points (0.01%).

Book Depths

10BPS Depth (top of book)

Rank	Venue	Depth (1K EUR)	Change
1	XMAD	255.6	+34.4
2	CEUX	64.8	+9.8
3	AQEU	61.5	+7.9
4	TQEX	20.5	+0.1
5	BATE	0.8	+0.3

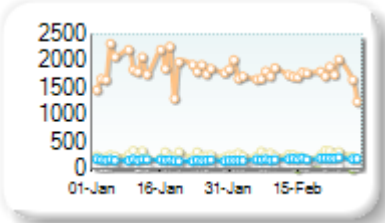
Monthly Depth Trend



50BPS Depth (deeper into book)

Rank	Venue	Depth (1K EUR)	Change
1	XMAD	1,745.2	-132.4
2	CEUX	266.7	+10.1
3	AQEU	185.5	+18.9
4	TQEX	79.4	+2.6
5	CHIX	9.1	+0.2
6	BATE	6.0	+2.0

Monthly Depth Trend



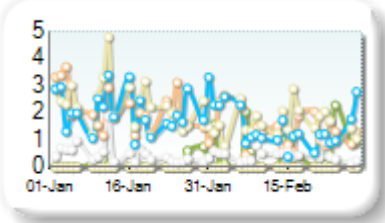
Market depth measures the amount of visible liquidity (bids and offers) in the order book within 10 or 50 BPS of mid price. The result is averaged over the stocks in the index and is based on measurements of the order book every 30 seconds. This is quoted in '000s of EUR.

Best Prices

At touch

Rank	Venue	Best Price (%)	Change
1	CEUX	1.62	-0.77
2	AQEU	1.42	-1.16
3	XMAD	1.36	-0.76
4	BATE	0.55	+0.76
5	TQEX	0.44	-0.15
6	CHIX	0.00	0.00
7	TRQX	0.00	+0.00
8	AQXE	0.00	+0.00

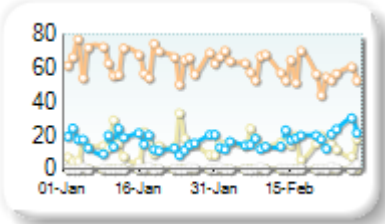
Best Prices Trend



25k EUR deal

Rank	Venue	Best Price (%)	Change
1	XMAD	58.84	-4.87
2	AQEU	17.53	+1.28
3	CEUX	15.22	+1.66
4	TQEX	0.70	+0.22
5	CHIX	0.00	+0.00
6	TRQX	0.00	+0.00
7	BATE	0.00	+0.00
8	AQXE	0.00	+0.00

Best Prices Trend

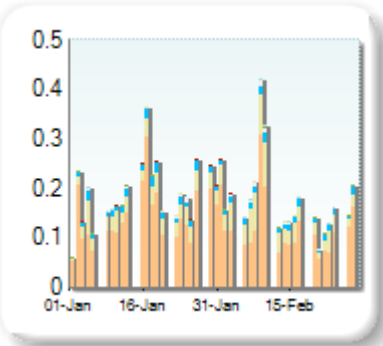


Best Price % measures how often each venue posts an absolute best price (no ties) for stocks. The result is averaged over the stocks in the index and is based on measurements of the order book every 5 seconds.

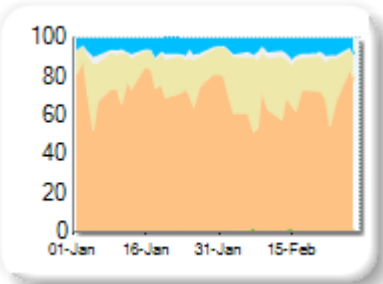
Market Share

Rank	Venue	Market Share	Change
1	XMAD	66.76%	-7.84
2	CEUX	23.22%	+6.74
3	AQEU	6.92%	+0.27
4	TQEX	2.48%	+0.50
5	BATE	0.43%	+0.23
6	TRQX	0.12%	+0.11
7	CHIX	0.06%	-0.02
8	AQXE	0.01%	+0.00

Volume Trend



Market Share Trend



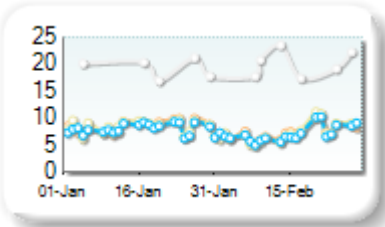
Market share is based on on-book value traded during continuous trading. The share is calculated by averaging over all stocks in the index. The current value shown is for last week and the change is relative to the previous week.

Spreads

At touch

Rank	Venue	Spread (bps)	Change
1	AQEU	7.11	-0.89
2	CEUX	7.23	-1.16
3	XMAD	7.34	-0.87
4	TQEX	28.44	-0.91
5	BATE	405.43	+54.18

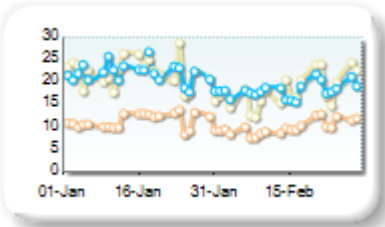
Monthly Spread Trend



25k EUR deal

Rank	Venue	Spread (bps)	Change
1	XMAD	9.93	-1.34
2	CEUX	18.06	-3.76
3	AQEU	18.12	-3.68
4	TQEX	91.04	-133.57
5	BATE	392.85	n/a

Monthly Spread Trend



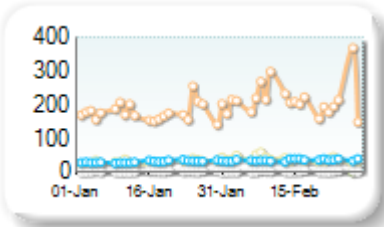
Spreads measure the bid to offer spread of the best visible orders in the book. The result is averaged over the stocks in the index and is based on measurements of the order books every 30 seconds. The value for the spread is quoted in basis points (0.01%).

Book Depths

10BPS Depth (top of book)

Rank	Venue	Depth (1K EUR)	Change
1	XMAD	214.8	+36.4
2	CEUX	38.2	+8.4
3	AQEU	36.0	+4.6
4	TQEX	2.9	+0.1
5	BATE	0.0	0.0

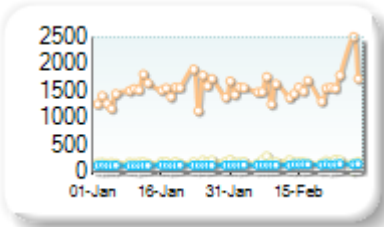
Monthly Depth Trend



50BPS Depth (deeper into book)

Rank	Venue	Depth (1K EUR)	Change
1	XMAD	1,586.1	+69.3
2	CEUX	201.9	+14.8
3	AQEU	137.9	+14.0
4	TQEX	34.2	+0.7
5	BATE	6.4	+1.2

Monthly Depth Trend



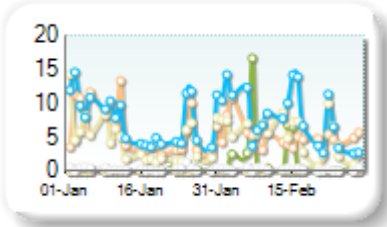
Market depth measures the amount of visible liquidity (bids and offers) in the order book within 10 or 50 BPS of mid price. The result is averaged over the stocks in the index and is based on measurements of the order book every 30 seconds. This is quoted in '000s of EUR.

Best Prices

At touch

Rank	Venue	Best Price (%)	Change
1	AQEU	7.90	-0.34
2	CEUX	5.20	+0.01
3	XMAD	4.98	-2.24
4	BATE	1.88	+3.53
5	TQEX	0.27	-0.19
6	CHIX	0.00	+0.00
7	TRQX	0.00	+0.00
8	AQXE	0.00	+0.00

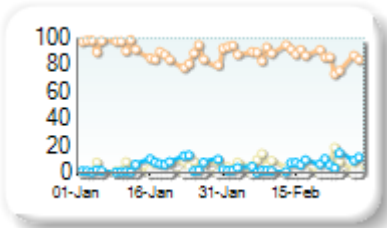
Best Prices Trend



25k EUR deal

Rank	Venue	Best Price (%)	Change
1	XMAD	87.63	-2.49
2	CEUX	6.07	+1.76
3	AQEU	5.80	+0.77
4	TQEX	0.00	-0.02
5	CHIX	0.00	+0.00
6	TRQX	0.00	+0.00
7	BATE	0.00	+0.00
8	AQXE	0.00	+0.00

Best Prices Trend

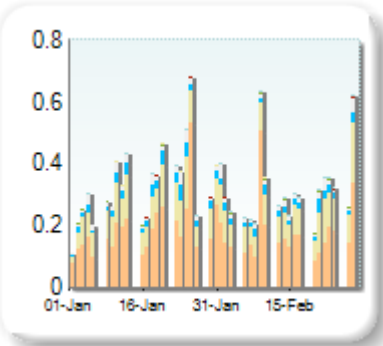


Best Price % measures how often each venue posts an absolute best price (no ties) for stocks. The result is averaged over the stocks in the index and is based on measurements of the order book every 5 seconds.

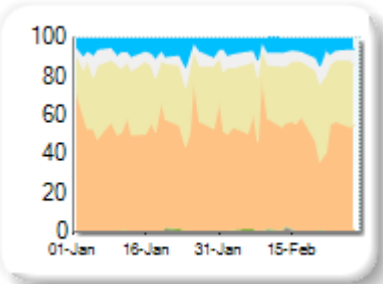
Market Share

Rank	Venue	Market Share	Change
1	XMAD	54.35%	-1.91
2	CEUX	30.57%	+1.94
3	TQEX	7.13%	+0.57
4	AQEU	6.95%	-0.86
5	BATE	0.38%	-0.07
6	CHIX	0.33%	+0.09
7	TRQX	0.28%	+0.26
8	AQXE	0.00%	-0.01

Volume Trend



Market Share Trend



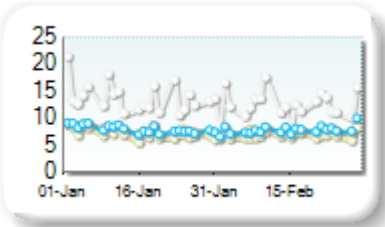
Market share is based on on-book value traded during continuous trading. The share is calculated by averaging over all stocks in the index. The current value shown is for last week and the change is relative to the previous week.

Spreads

At touch

Rank	Venue	Spread (bps)	Change
1	CEUX	6.82	-0.33
2	XMAD	7.68	-0.26
3	AQEU	7.82	-0.19
4	TQEX	12.46	-1.35
5	BATE	94.31	+21.57

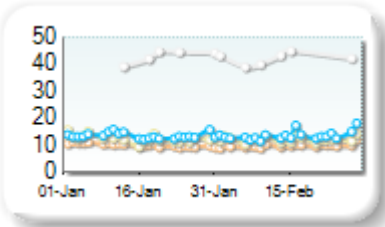
Monthly Spread Trend



25k EUR deal

Rank	Venue	Spread (bps)	Change
1	XMAD	9.95	-0.21
2	CEUX	12.12	-0.40
3	AQEU	13.55	+0.08
4	TQEX	50.99	-1.24
5	BATE	152.98	+5.21

Monthly Spread Trend



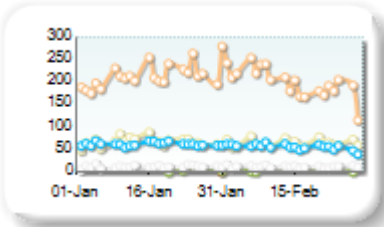
Spreads measure the bid to offer spread of the best visible orders in the book. The result is averaged over the stocks in the index and is based on measurements of the order books every 30 seconds. The value for the spread is quoted in basis points (0.01%).

Book Depths

10BPS Depth (top of book)

Rank	Venue	Depth (1K EUR)	Change
1	XMAD	199.4	-14.9
2	CEUX	64.8	-2.9
3	AQEU	56.5	-5.7
4	TQEX	12.4	+0.1
5	BATE	1.4	-0.5

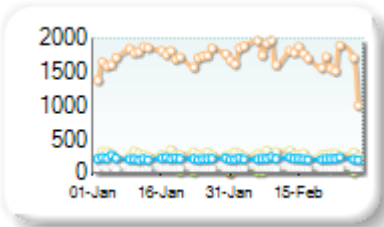
Monthly Depth Trend



50BPS Depth (deeper into book)

Rank	Venue	Depth (1K EUR)	Change
1	XMAD	1,717.6	-0.3
2	CEUX	285.2	+3.2
3	AQEU	212.8	-2.7
4	TQEX	77.2	+0.6
5	BATE	11.4	-1.7
6	CHIX	1.3	+0.2

Monthly Depth Trend



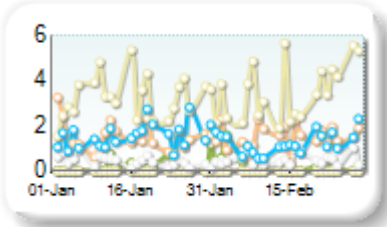
Market depth measures the amount of visible liquidity (bids and offers) in the order book within 10 or 50 BPS of mid price. The result is averaged over the stocks in the index and is based on measurements of the order book every 30 seconds. This is quoted in '000s of EUR.

Best Prices

At touch

Rank	Venue	Best Price (%)	Change
1	CEUX	3.50	-0.05
2	XMAD	1.53	-0.20
3	AQEU	1.24	-0.41
4	TQEX	0.52	+0.13
5	BATE	0.24	+0.03
6	CHIX	0.00	+0.00
7	TRQX	0.00	+0.00
8	AQXE	0.00	+0.00

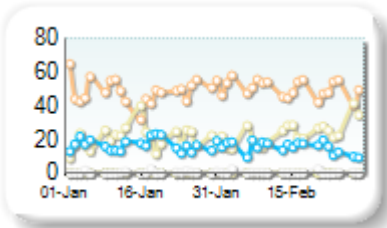
Best Prices Trend



25k EUR deal

Rank	Venue	Best Price (%)	Change
1	XMAD	49.92	+1.36
2	CEUX	23.64	+2.86
3	AQEU	15.37	-1.43
4	TQEX	0.59	-0.02
5	CHIX	0.00	+0.00
6	TRQX	0.00	+0.00
7	BATE	0.00	-0.01
8	AQXE	0.00	+0.00

Best Prices Trend

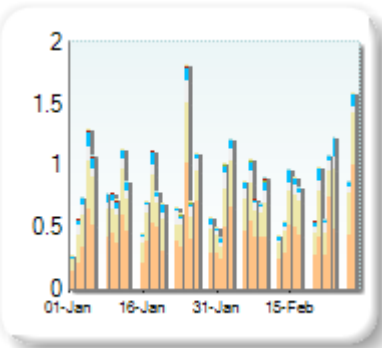


Best Price % measures how often each venue posts an absolute best price (no ties) for stocks. The result is averaged over the stocks in the index and is based on measurements of the order book every 5 seconds.

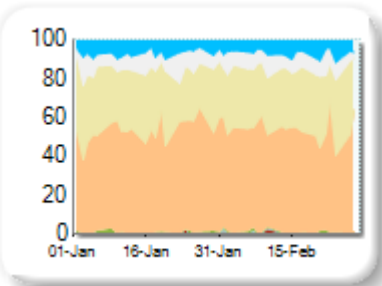
Market Share

Rank	Venue	Market Share	Change
1	XMAD	52.96%	-0.09
2	CEUX	30.51%	+0.38
3	TQEX	8.04%	-0.48
4	AQEU	7.15%	+0.04
5	BATE	0.74%	-0.03
6	CHIX	0.30%	+0.01
7	TRQX	0.28%	+0.17
8	AQXE	0.02%	+0.00

Volume Trend



Market Share Trend



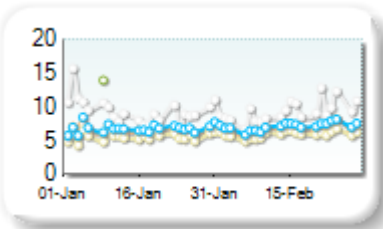
Market share is based on on-book value traded during continuous trading. The share is calculated by averaging over all stocks in the index. The current value shown is for last week and the change is relative to the previous week.

Spreads

At touch

Rank	Venue	Spread (bps)	Change
1	CEUX	5.91	+0.34
2	XMAD	6.74	+0.30
3	AQEU	7.08	+0.31
4	TQEX	9.29	-0.12
5	BATE	98.16	+25.85

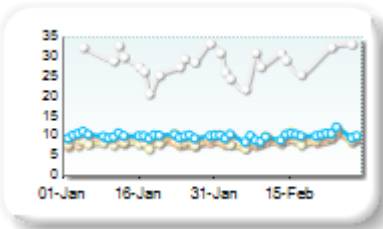
Monthly Spread Trend



25k EUR deal

Rank	Venue	Spread (bps)	Change
1	XMAD	8.57	+0.24
2	CEUX	9.28	+0.60
3	AQEU	9.96	-0.07
4	TQEX	36.37	+1.80
5	BATE	155.79	n/a

Monthly Spread Trend



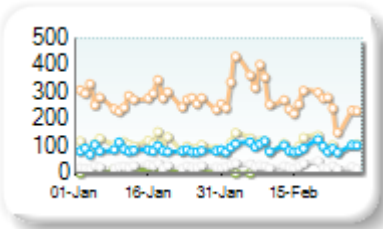
Spreads measure the bid to offer spread of the best visible orders in the book. The result is averaged over the stocks in the index and is based on measurements of the order books every 30 seconds. The value for the spread is quoted in basis points (0.01%).

Book Depths

10BPS Depth (top of book)

Rank	Venue	Depth (1K EUR)	Change
1	XMAD	284.6	+9.8
2	CEUX	105.5	0.0
3	AQEU	95.8	+9.5
4	TQEX	26.8	+2.3
5	BATE	3.0	-0.1
6	CHIX	0.0	+0.0

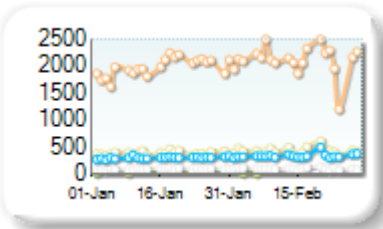
Monthly Depth Trend



50BPS Depth (deeper into book)

Rank	Venue	Depth (1K EUR)	Change
1	XMAD	2,110.0	+130.1
2	CEUX	435.5	+42.3
3	AQEU	339.4	+33.9
4	TQEX	103.3	+9.2
5	BATE	20.1	+3.3
6	CHIX	0.9	-0.7

Monthly Depth Trend



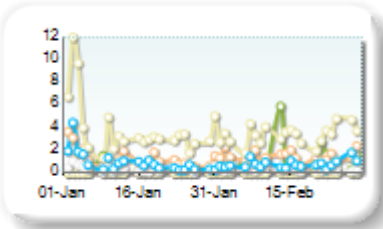
Market depth measures the amount of visible liquidity (bids and offers) in the order book within 10 or 50 BPS of mid price. The result is averaged over the stocks in the index and is based on measurements of the order book every 30 seconds. This is quoted in '000s of EUR.

Best Prices

At touch

Rank	Venue	Best Price (%)	Change
1	CEUX	3.35	-0.81
2	XMAD	1.46	+0.09
3	BATE	0.95	+0.43
4	AQEU	0.79	-0.25
5	TQEX	0.35	-0.05
6	CHIX	0.00	0.00
7	TRQX	0.00	+0.00
8	AQXE	0.00	+0.00

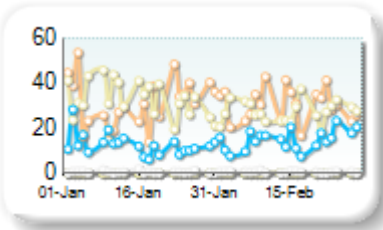
Best Prices Trend



25k EUR deal

Rank	Venue	Best Price (%)	Change
1	XMAD	30.73	-0.53
2	CEUX	27.28	-5.88
3	AQEU	14.84	+2.21
4	TQEX	0.74	+0.04
5	BATE	0.03	+0.01
6	CHIX	0.00	+0.00
7	TRQX	0.00	+0.00
8	AQXE	0.00	+0.00

Best Prices Trend

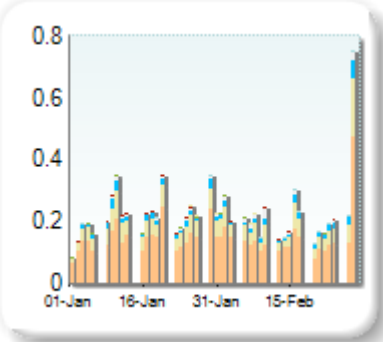


Best Price % measures how often each venue posts an absolute best price (no ties) for stocks. The result is averaged over the stocks in the index and is based on measurements of the order book every 5 seconds.

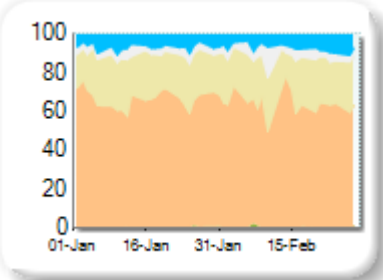
Market Share

Rank	Venue	Market Share	Change
1	XMAD	63.11%	-2.44
2	CEUX	23.62%	+0.91
3	AQEU	7.61%	+0.38
4	TQEX	5.12%	+1.11
5	BATE	0.46%	+0.10
6	TRQX	0.06%	+0.04
7	CHIX	0.02%	-0.10
8	AQXE	0.00%	-0.01

Volume Trend



Market Share Trend



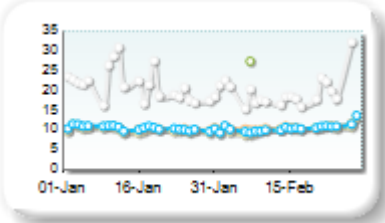
Market share is based on on-book value traded during continuous trading. The share is calculated by averaging over all stocks in the index. The current value shown is for last week and the change is relative to the previous week.

Spreads

At touch

Rank	Venue	Spread (bps)	Change
1	CEUX	10.21	+0.15
2	AQEU	10.47	-0.04
3	XMAD	10.67	+0.24
4	TQEX	21.04	-0.38
5	BATE	52.33	-57.30

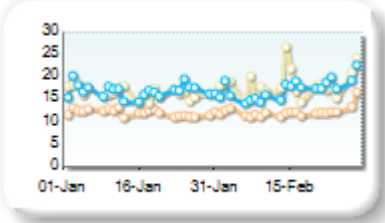
Monthly Spread Trend



25k EUR deal

Rank	Venue	Spread (bps)	Change
1	XMAD	12.25	+0.11
2	AQEU	17.31	+0.37
3	CEUX	18.49	+1.99
4	TQEX	66.32	-11.80

Monthly Spread Trend



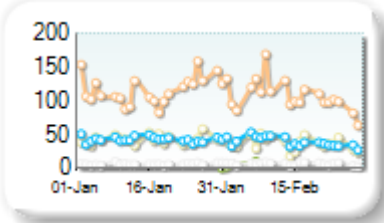
Spreads measure the bid to offer spread of the best visible orders in the book. The result is averaged over the stocks in the index and is based on measurements of the order books every 30 seconds. The value for the spread is quoted in basis points (0.01%).

Book Depths

10BPS Depth (top of book)

Rank	Venue	Depth (1K EUR)	Change
1	XMAD	107.1	-8.1
2	AQEU	39.0	-3.7
3	CEUX	36.7	-5.6
4	TQEX	6.7	+0.2
5	BATE	2.7	+0.7

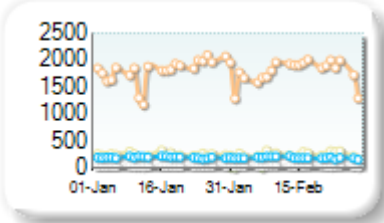
Monthly Depth Trend



50BPS Depth (deeper into book)

Rank	Venue	Depth (1K EUR)	Change
1	XMAD	1,784.9	-21.3
2	CEUX	251.6	-1.1
3	AQEU	193.7	-7.1
4	TQEX	48.3	+4.3
5	BATE	10.7	-3.4

Monthly Depth Trend



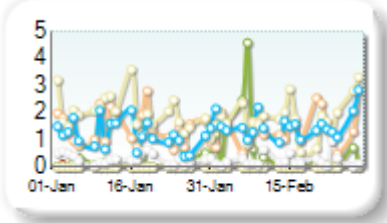
Market depth measures the amount of visible liquidity (bids and offers) in the order book within 10 or 50 BPS of mid price. The result is averaged over the stocks in the index and is based on measurements of the order book every 30 seconds. This is quoted in '000s of EUR.

Best Prices

At touch

Rank	Venue	Best Price (%)	Change
1	CEUX	1.79	-0.28
2	AQEU	1.53	+0.17
3	XMAD	1.43	+0.02
4	BATE	0.60	+0.80
5	TQEX	0.25	-0.09
6	CHIX	0.00	0.00
7	TRQX	0.00	+0.00
8	AQXE	0.00	+0.00

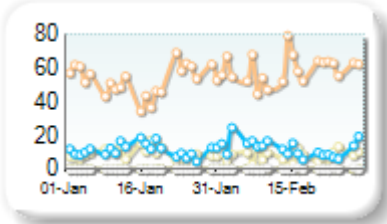
Best Prices Trend



25k EUR deal

Rank	Venue	Best Price (%)	Change
1	XMAD	59.17	+6.65
2	AQEU	12.48	+1.05
3	CEUX	7.80	-1.66
4	TQEX	0.27	+0.13
5	BATE	0.02	+0.02
6	CHIX	0.00	+0.00
7	TRQX	0.00	+0.00
8	AQXE	0.00	+0.00

Best Prices Trend

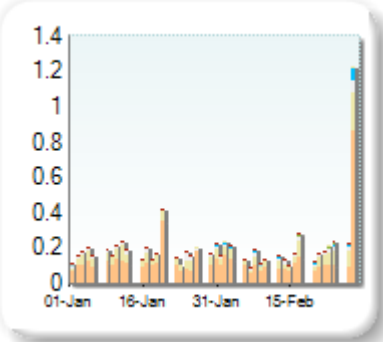


Best Price % measures how often each venue posts an absolute best price (no ties) for stocks. The result is averaged over the stocks in the index and is based on measurements of the order book every 5 seconds.

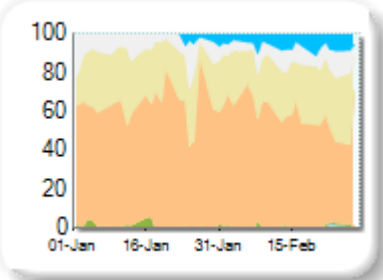
Market Share

Rank	Venue	Market Share	Change
1	XMAD	60.16%	-2.85
2	CEUX	24.34%	-1.33
3	TQEX	8.10%	-0.58
4	AQEU	6.31%	+5.23
5	BATE	0.60%	-0.70
6	TRQX	0.33%	+0.29
7	CHIX	0.16%	-0.06
8	AQXE	0.00%	+0.00

Volume Trend



Market Share Trend



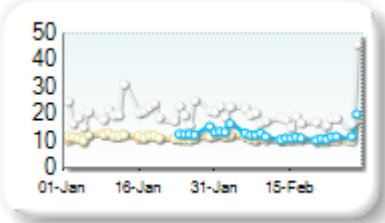
Market share is based on on-book value traded during continuous trading. The share is calculated by averaging over all stocks in the index. The current value shown is for last week and the change is relative to the previous week.

Spreads

At touch

Rank	Venue	Spread (bps)	Change
1	CEUX	11.26	-0.43
2	XMAD	11.56	+0.10
3	AQEU	12.36	-0.75
4	TQEX	19.77	-1.03
5	BATE	140.10	n/a

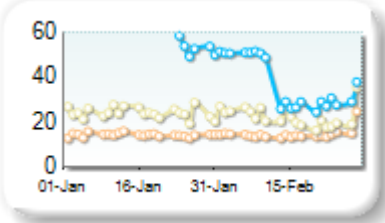
Monthly Spread Trend



25k EUR deal

Rank	Venue	Spread (bps)	Change
1	XMAD	14.73	+0.33
2	CEUX	22.50	-1.66
3	AQEU	37.32	-15.43
4	TQEX	93.80	n/a

Monthly Spread Trend



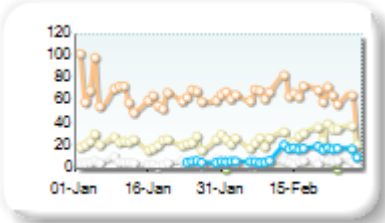
Spreads measure the bid to offer spread of the best visible orders in the book. The result is averaged over the stocks in the index and is based on measurements of the order books every 30 seconds. The value for the spread is quoted in basis points (0.01%).

Book Depths

10BPS Depth (top of book)

Rank	Venue	Depth (1K EUR)	Change
1	XMAD	64.6	-2.1
2	CEUX	28.6	+4.7
3	AQEU	13.4	+6.9
4	TQEX	6.4	+0.4
5	CHIX	1.4	+0.3
6	BATE	1.2	-1.7

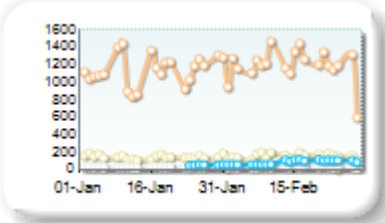
Monthly Depth Trend



50BPS Depth (deeper into book)

Rank	Venue	Depth (1K EUR)	Change
1	XMAD	1,201.0	+55.1
2	CEUX	161.6	+9.2
3	AQEU	91.9	+31.9
4	TQEX	37.3	-0.4
5	BATE	10.6	-4.6
6	CHIX	8.9	+0.0

Monthly Depth Trend



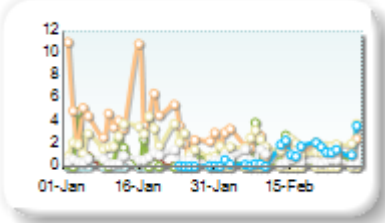
Market depth measures the amount of visible liquidity (bids and offers) in the order book within 10 or 50 BPS of mid price. The result is averaged over the stocks in the index and is based on measurements of the order book every 30 seconds. This is quoted in '000s of EUR.

Best Prices

At touch

Rank	Venue	Best Price (%)	Change
1	CEUX	2.03	-0.35
2	XMAD	1.78	-2.33
3	AQEU	1.14	+0.99
4	TQEX	0.71	+0.02
5	BATE	0.65	-0.45
6	CHIX	0.04	-0.07
7	TRQX	0.00	+0.00
8	AQXE	0.00	+0.00

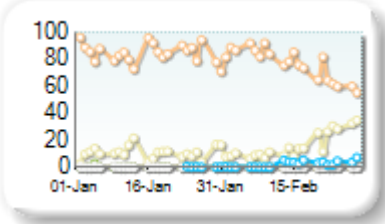
Best Prices Trend



25k EUR deal

Rank	Venue	Best Price (%)	Change
1	XMAD	76.18	-8.12
2	CEUX	15.94	+5.19
3	AQEU	2.37	+2.17
4	BATE	0.15	+0.02
5	TQEX	0.04	-0.06
6	CHIX	0.00	+0.00
7	TRQX	0.00	+0.00
8	AQXE	0.00	+0.00

Best Prices Trend

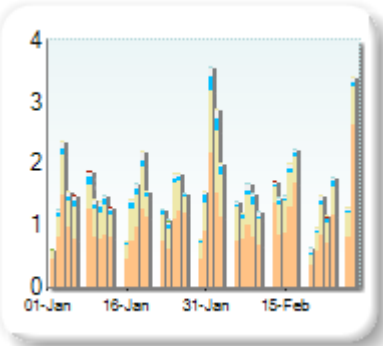


Best Price % measures how often each venue posts an absolute best price (no ties) for stocks. The result is averaged over the stocks in the index and is based on measurements of the order book every 5 seconds.

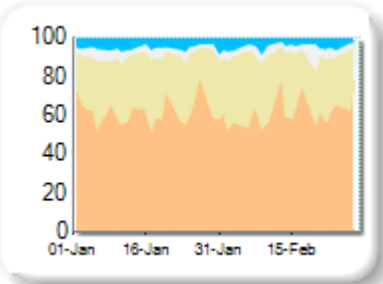
Market Share

Rank	Venue	Market Share	Change
1	XMAD	62.37%	+1.32
2	CEUX	28.50%	-0.24
3	AQEU	4.50%	-0.67
4	TQEX	4.07%	-0.32
5	BATE	0.41%	+0.00
6	CHIX	0.09%	-0.10
7	TRQX	0.06%	+0.02
8	AQXE	0.00%	-0.01

Volume Trend



Market Share Trend



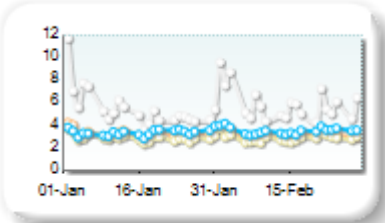
Market share is based on on-book value traded during continuous trading. The share is calculated by averaging over all stocks in the index. The current value shown is for last week and the change is relative to the previous week.

Spreads

At touch

Rank	Venue	Spread (bps)	Change
1	CEUX	2.90	-0.03
2	XMAD	3.20	-0.16
3	AQEU	3.55	+0.14
4	TQEX	5.93	+0.38
5	BATE	251.10	+107.70
6	CHIX	493.41	+207.13
7	AQXE	498.83	-2.17
8	TRQX	501.00	+0.00

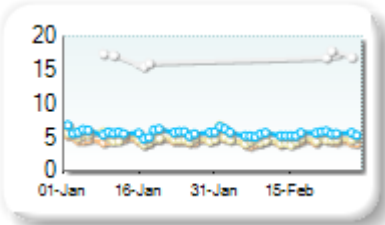
Monthly Spread Trend



25k EUR deal

Rank	Venue	Spread (bps)	Change
1	XMAD	4.38	-0.19
2	CEUX	4.69	-0.24
3	AQEU	5.56	-0.15
4	TQEX	24.52	+3.42
5	BATE	181.94	-51.53

Monthly Spread Trend



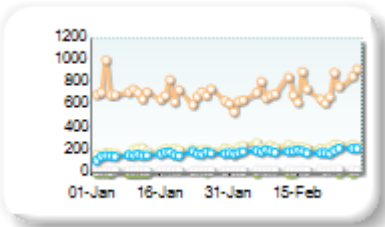
Spreads measure the bid to offer spread of the best visible orders in the book. The result is averaged over the stocks in the index and is based on measurements of the order books every 30 seconds. The value for the spread is quoted in basis points (0.01%).

Book Depths

10BPS Depth (top of book)

Rank	Venue	Depth (1K EUR)	Change
1	XMAD	731.4	+22.0
2	CEUX	235.1	+35.2
3	AQEU	193.2	+28.7
4	TQEX	30.6	+1.9
5	CHIX	3.1	+0.2
6	BATE	0.4	-0.8

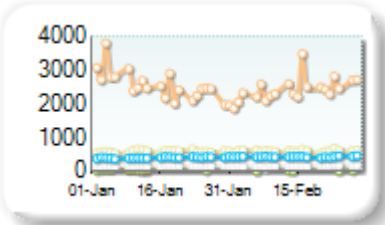
Monthly Depth Trend



50BPS Depth (deeper into book)

Rank	Venue	Depth (1K EUR)	Change
1	XMAD	2,419.8	-108.9
2	CEUX	604.5	+14.9
3	AQEU	426.0	+23.7
4	TQEX	155.1	+2.6
5	CHIX	16.3	-12.4
6	BATE	11.0	-18.4
7	AQXE	0.6	+0.0

Monthly Depth Trend



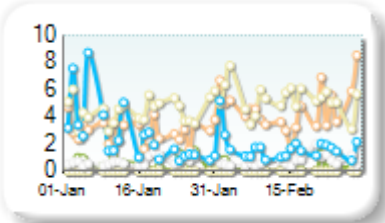
Market depth measures the amount of visible liquidity (bids and offers) in the order book within 10 or 50 BPS of mid price. The result is averaged over the stocks in the index and is based on measurements of the order book every 30 seconds. This is quoted in '000s of EUR.

Best Prices

At touch

Rank	Venue	Best Price (%)	Change
1	CEUX	5.26	+0.17
2	XMAD	4.53	+0.20
3	AQEU	1.72	-1.26
4	TQEX	0.75	-0.09
5	BATE	0.26	-0.14
6	CHIX	0.00	+0.01
7	TRQX	0.00	+0.00
8	AQXE	0.00	+0.00

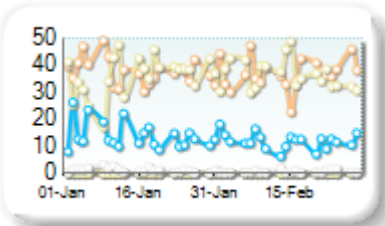
Best Prices Trend



25k EUR deal

Rank	Venue	Best Price (%)	Change
1	XMAD	36.87	-0.73
2	CEUX	36.45	+0.48
3	AQEU	11.89	-1.92
4	TQEX	0.74	-0.60
5	BATE	0.05	+0.02
6	CHIX	0.00	+0.00
7	TRQX	0.00	+0.00
8	AQXE	0.00	+0.00

Best Prices Trend

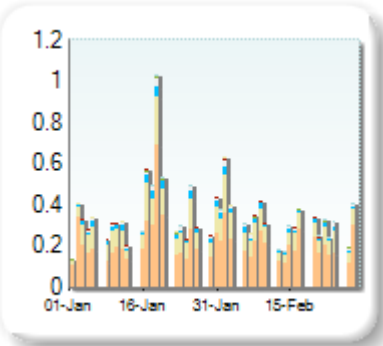


Best Price % measures how often each venue posts an absolute best price (no ties) for stocks. The result is averaged over the stocks in the index and is based on measurements of the order book every 5 seconds.

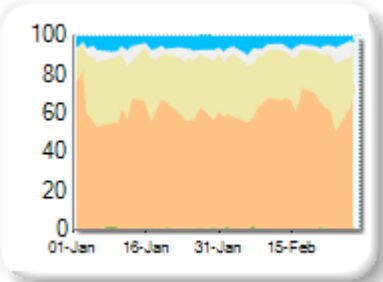
Market Share

Rank	Venue	Market Share	Change
1	XMAD	62.90%	+1.65
2	CEUX	26.36%	-1.15
3	AQEU	5.38%	-0.48
4	TQEX	4.62%	+0.11
5	BATE	0.40%	0.00
6	CHIX	0.23%	-0.21
7	TRQX	0.10%	+0.08
8	AQXE	0.01%	+0.00

Volume Trend



Market Share Trend



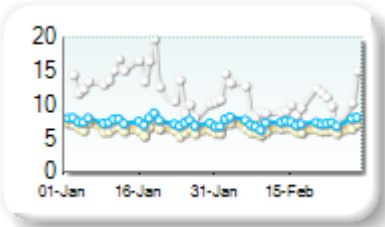
Market share is based on on-book value traded during continuous trading. The share is calculated by averaging over all stocks in the index. The current value shown is for last week and the change is relative to the previous week.

Spreads

At touch

Rank	Venue	Spread (bps)	Change
1	CEUX	6.30	-0.08
2	XMAD	6.56	-0.11
3	AQEU	7.30	-0.20
4	TQEX	10.48	-3.46
5	BATE	103.26	-25.67

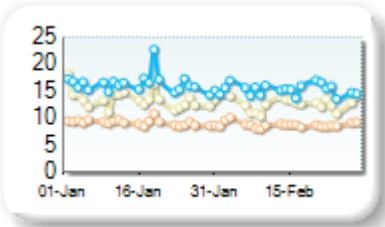
Monthly Spread Trend



25k EUR deal

Rank	Venue	Spread (bps)	Change
1	XMAD	8.79	-0.42
2	CEUX	12.75	-0.77
3	AQEU	15.27	-1.08
4	TQEX	52.44	-12.99
5	BATE	152.59	n/a

Monthly Spread Trend



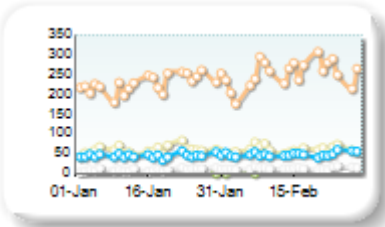
Spreads measure the bid to offer spread of the best visible orders in the book. The result is averaged over the stocks in the index and is based on measurements of the order books every 30 seconds. The value for the spread is quoted in basis points (0.01%).

Book Depths

10BPS Depth (top of book)

Rank	Venue	Depth (1K EUR)	Change
1	XMAD	253.7	+24.4
2	CEUX	60.2	+1.7
3	AQEU	48.0	+3.5
4	TQEX	12.7	+3.6
5	BATE	0.1	0.0

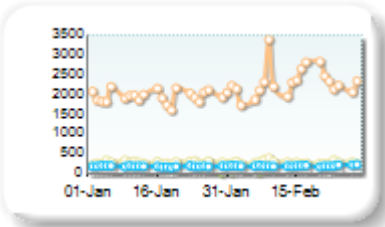
Monthly Depth Trend



50BPS Depth (deeper into book)

Rank	Venue	Depth (1K EUR)	Change
1	XMAD	2,323.6	+371.3
2	CEUX	282.1	+6.6
3	AQEU	186.3	+13.2
4	TQEX	68.8	+7.7
5	BATE	15.1	+5.1

Monthly Depth Trend



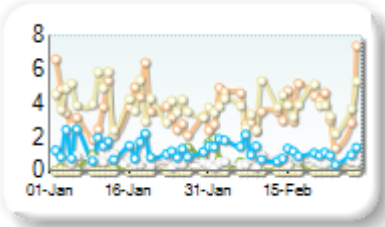
Market depth measures the amount of visible liquidity (bids and offers) in the order book within 10 or 50 BPS of mid price. The result is averaged over the stocks in the index and is based on measurements of the order book every 30 seconds. This is quoted in '000s of EUR.

Best Prices

At touch

Rank	Venue	Best Price (%)	Change
1	CEUX	3.78	-0.75
2	XMAD	3.77	-0.56
3	AQEU	1.16	-0.47
4	TQEX	0.57	+0.00
5	BATE	0.23	+0.01
6	CHIX	0.00	0.00
7	TRQX	0.00	+0.00
8	AQXE	0.00	+0.00

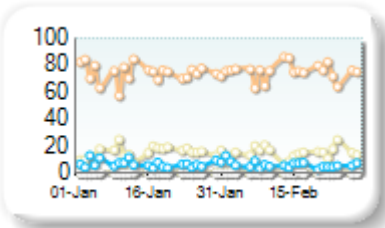
Best Prices Trend



25k EUR deal

Rank	Venue	Best Price (%)	Change
1	XMAD	75.17	+1.14
2	CEUX	14.96	-0.77
3	AQEU	6.24	-0.74
4	TQEX	0.18	+0.02
5	CHIX	0.00	+0.00
6	TRQX	0.00	+0.00
7	BATE	0.00	+0.00
8	AQXE	0.00	+0.00

Best Prices Trend

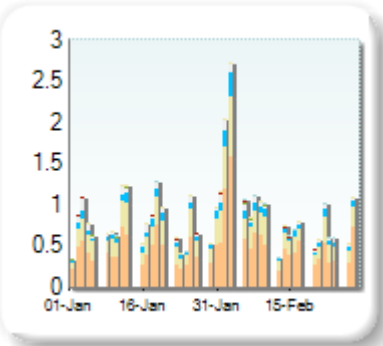


Best Price % measures how often each venue posts an absolute best price (no ties) for stocks. The result is averaged over the stocks in the index and is based on measurements of the order book every 5 seconds.

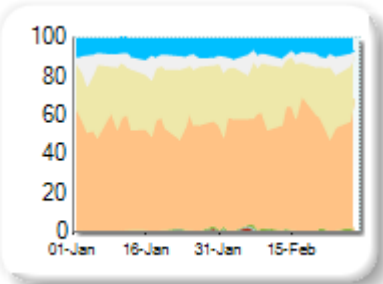
Market Share

Rank	Venue	Market Share	Change
1	XMAD	56.93%	+2.92
2	CEUX	26.96%	-1.69
3	AQEU	8.80%	+0.01
4	TQEX	5.75%	-1.88
5	BATE	0.89%	+0.38
6	CHIX	0.40%	+0.08
7	TRQX	0.26%	+0.20
8	AQXE	0.01%	-0.01

Volume Trend



Market Share Trend



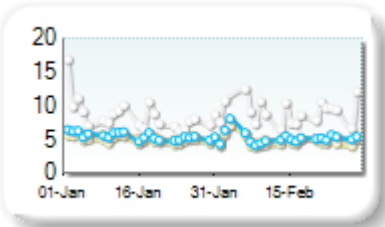
Market share is based on on-book value traded during continuous trading. The share is calculated by averaging over all stocks in the index. The current value shown is for last week and the change is relative to the previous week.

Spreads

At touch

Rank	Venue	Spread (bps)	Change
1	CEUX	4.74	-0.26
2	XMAD	5.19	-0.32
3	AQEU	5.24	-0.26
4	TQEX	9.75	+1.16
5	BATE	138.19	-146.75
6	CHIX	254.14	-8.28

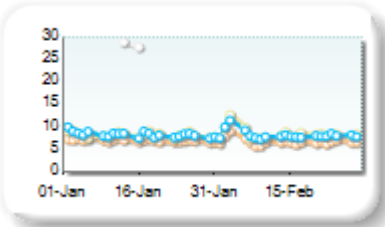
Monthly Spread Trend



25k EUR deal

Rank	Venue	Spread (bps)	Change
1	XMAD	6.77	-0.27
2	AQEU	8.28	-0.09
3	CEUX	8.52	+0.20
4	TQEX	47.17	+9.39
5	BATE	186.05	-10.93
6	CHIX	255.61	-8.12

Monthly Spread Trend



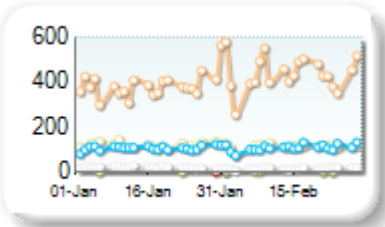
Spreads measure the bid to offer spread of the best visible orders in the book. The result is averaged over the stocks in the index and is based on measurements of the order books every 30 seconds. The value for the spread is quoted in basis points (0.01%).

Book Depths

10BPS Depth (top of book)

Rank	Venue	Depth (1K EUR)	Change
1	XMAD	437.0	+52.8
2	CEUX	113.9	-6.0
3	AQEU	108.9	+2.0
4	TQEX	17.8	-4.8
5	BATE	1.7	+0.9

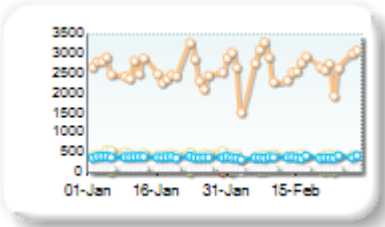
Monthly Depth Trend



50BPS Depth (deeper into book)

Rank	Venue	Depth (1K EUR)	Change
1	XMAD	2,674.1	+70.2
2	CEUX	429.6	-44.1
3	AQEU	372.6	-11.4
4	TQEX	77.0	-9.4
5	BATE	15.2	+9.7
6	CHIX	1.5	+0.2

Monthly Depth Trend



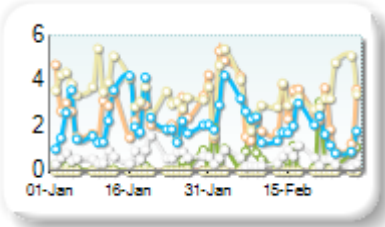
Market depth measures the amount of visible liquidity (bids and offers) in the order book within 10 or 50 BPS of mid price. The result is averaged over the stocks in the index and is based on measurements of the order book every 30 seconds. This is quoted in '000s of EUR.

Best Prices

At touch

Rank	Venue	Best Price (%)	Change
1	CEUX	3.32	-0.56
2	XMAD	2.68	-0.13
3	AQEU	2.05	-0.70
4	BATE	0.76	+0.84
5	TQEX	0.49	-0.23
6	CHIX	0.00	0.00
7	TRQX	0.00	+0.00
8	AQXE	0.00	+0.00

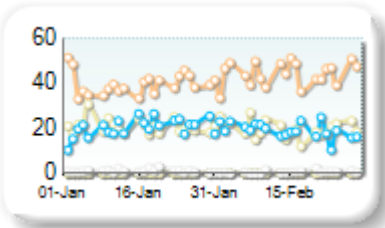
Best Prices Trend



25k EUR deal

Rank	Venue	Best Price (%)	Change
1	XMAD	44.11	+4.59
2	CEUX	19.76	-1.05
3	AQEU	19.05	-1.25
4	TQEX	0.71	-0.49
5	BATE	0.05	+0.04
6	CHIX	0.00	+0.00
7	TRQX	0.00	+0.00
8	AQXE	0.00	+0.00

Best Prices Trend

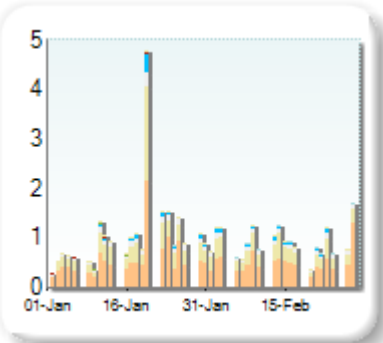


Best Price % measures how often each venue posts an absolute best price (no ties) for stocks. The result is averaged over the stocks in the index and is based on measurements of the order book every 5 seconds.

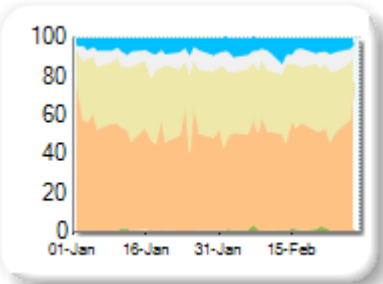
Market Share

Rank	Venue	Market Share	Change
1	XMAD	52.97%	+1.57
2	CEUX	31.43%	-1.84
3	TQEX	7.30%	-0.16
4	AQEU	7.03%	+0.19
5	BATE	0.79%	+0.24
6	TRQX	0.23%	+0.07
7	CHIX	0.22%	+0.04
8	AQXE	0.03%	-0.11

Volume Trend



Market Share Trend



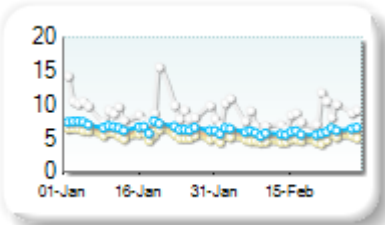
Market share is based on on-book value traded during continuous trading. The share is calculated by averaging over all stocks in the index. The current value shown is for last week and the change is relative to the previous week.

Spreads

At touch

Rank	Venue	Spread (bps)	Change
1	CEUX	4.82	-0.81
2	XMAD	5.66	-0.54
3	AQEU	5.97	-0.77
4	TQEX	8.41	-0.98
5	CHIX	120.75	n/a
6	BATE	215.46	-6.40
7	AQXE	501.00	+0.00

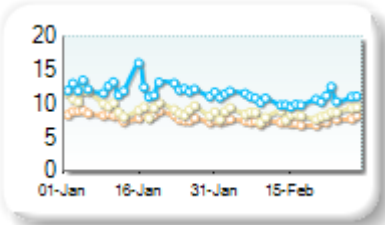
Monthly Spread Trend



25k EUR deal

Rank	Venue	Spread (bps)	Change
1	XMAD	7.39	-0.75
2	CEUX	8.42	-1.12
3	AQEU	10.68	-1.59
4	TQEX	77.61	+14.07
5	CHIX	183.69	n/a
6	BATE	297.62	+143.32

Monthly Spread Trend



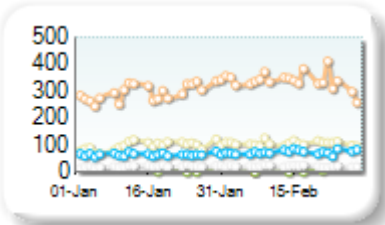
Spreads measure the bid to offer spread of the best visible orders in the book. The result is averaged over the stocks in the index and is based on measurements of the order books every 30 seconds. The value for the spread is quoted in basis points (0.01%).

Book Depths

10BPS Depth (top of book)

Rank	Venue	Depth (1K EUR)	Change
1	XMAD	337.4	+40.8
2	CEUX	107.1	+9.1
3	AQEU	74.4	+8.8
4	TQEX	22.9	+0.9
5	BATE	1.4	+0.4
6	CHIX	0.0	+0.0
7	TRQX	0.0	+0.0

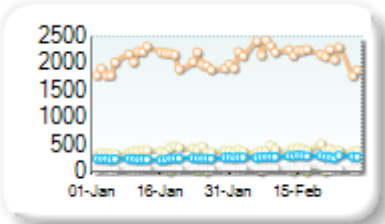
Monthly Depth Trend



50BPS Depth (deeper into book)

Rank	Venue	Depth (1K EUR)	Change
1	XMAD	2,170.1	+137.6
2	CEUX	409.6	+19.1
3	AQEU	280.8	+36.8
4	TQEX	69.9	+0.4
5	CHIX	25.4	+5.0
6	BATE	12.3	+3.8
7	TRQX	0.0	-0.3

Monthly Depth Trend



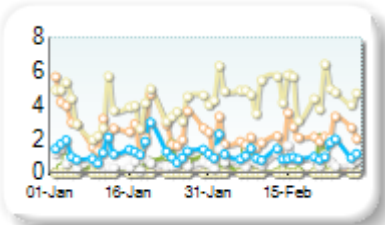
Market depth measures the amount of visible liquidity (bids and offers) in the order book within 10 or 50 BPS of mid price. The result is averaged over the stocks in the index and is based on measurements of the order book every 30 seconds. This is quoted in '000s of EUR.

Best Prices

At touch

Rank	Venue	Best Price (%)	Change
1	CEUX	4.80	+0.95
2	XMAD	2.13	-0.87
3	AQEU	1.13	-0.23
4	TQEX	0.76	+0.24
5	BATE	0.42	+0.07
6	CHIX	0.00	+0.00
7	TRQX	0.00	+0.00
8	AQXE	0.00	+0.00

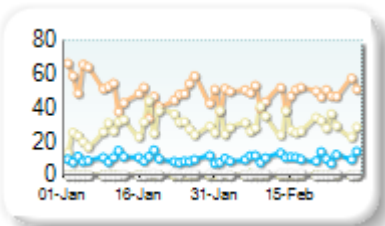
Best Prices Trend



25k EUR deal

Rank	Venue	Best Price (%)	Change
1	XMAD	48.01	-2.30
2	CEUX	30.11	+2.32
3	AQEU	10.25	+0.53
4	TQEX	0.76	+0.00
5	BATE	0.06	+0.05
6	CHIX	0.00	+0.00
7	TRQX	0.00	+0.00
8	AQXE	0.00	+0.00

Best Prices Trend

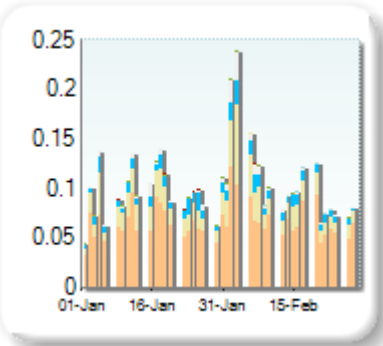


Best Price % measures how often each venue posts an absolute best price (no ties) for stocks. The result is averaged over the stocks in the index and is based on measurements of the order book every 5 seconds.

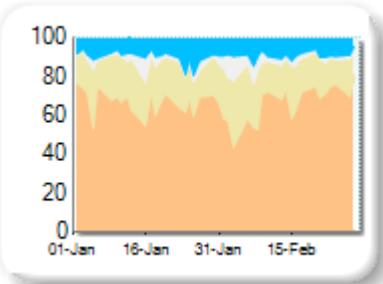
Market Share

Rank	Venue	Market Share	Change
1	XMAD	62.74%	-2.85
2	CEUX	22.04%	+1.18
3	AQEU	9.38%	-0.62
4	TQEX	5.64%	+2.27
5	BATE	0.11%	-0.03
6	TRQX	0.08%	+0.08
7	AQXE	0.01%	+0.01
8	CHIX	0.00%	-0.04

Volume Trend



Market Share Trend



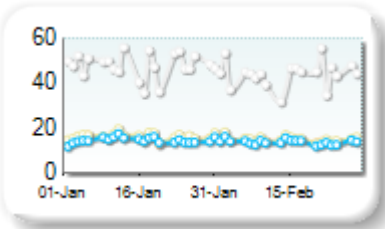
Market share is based on on-book value traded during continuous trading. The share is calculated by averaging over all stocks in the index. The current value shown is for last week and the change is relative to the previous week.

Spreads

At touch

Rank	Venue	Spread (bps)	Change
1	AQEU	13.83	-0.81
2	XMAD	14.57	-0.86
3	CEUX	15.13	-1.30
4	TQEX	44.78	-2.92

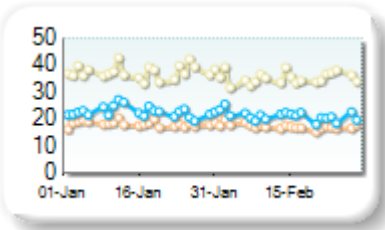
Monthly Spread Trend



25k EUR deal

Rank	Venue	Spread (bps)	Change
1	XMAD	17.30	-1.00
2	AQEU	21.20	-1.55
3	CEUX	35.21	-2.19

Monthly Spread Trend



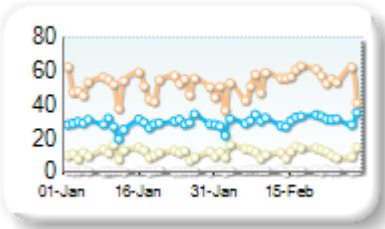
Spreads measure the bid to offer spread of the best visible orders in the book. The result is averaged over the stocks in the index and is based on measurements of the order books every 30 seconds. The value for the spread is quoted in basis points (0.01%).

Book Depths

10BPS Depth (top of book)

Rank	Venue	Depth (1K EUR)	Change
1	XMAD	53.4	+2.5
2	AQEU	30.6	+1.8
3	CEUX	12.0	+0.8
4	TQEX	1.2	+0.3
5	BATE	0.5	-0.3

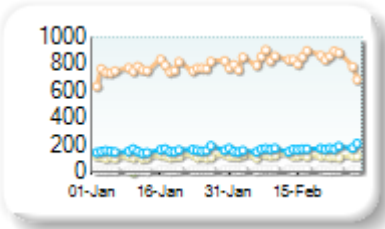
Monthly Depth Trend



50BPS Depth (deeper into book)

Rank	Venue	Depth (1K EUR)	Change
1	XMAD	830.3	+67.1
2	AQEU	170.4	+10.8
3	CEUX	123.1	+7.0
4	TQEX	20.6	+2.3
5	BATE	4.4	+0.2

Monthly Depth Trend



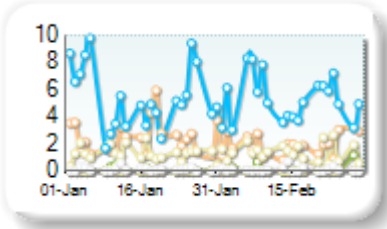
Market depth measures the amount of visible liquidity (bids and offers) in the order book within 10 or 50 BPS of mid price. The result is averaged over the stocks in the index and is based on measurements of the order book every 30 seconds. This is quoted in '000s of EUR.

Best Prices

At touch

Rank	Venue	Best Price (%)	Change
1	AQEU	5.33	-0.80
2	XMAD	1.94	-1.23
3	CEUX	1.43	+0.30
4	TQEX	0.14	+0.01
5	BATE	0.11	+0.04
6	CHIX	0.00	0.00
7	TRQX	0.00	+0.00
8	AQXE	0.00	+0.00

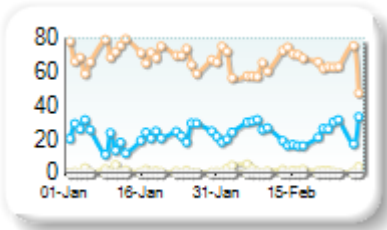
Best Prices Trend



25k EUR deal

Rank	Venue	Best Price (%)	Change
1	XMAD	64.74	-4.77
2	AQEU	23.95	+1.58
3	CEUX	1.91	+0.66
4	TQEX	0.03	+0.03
5	CHIX	0.00	+0.00
6	TRQX	0.00	+0.00
7	BATE	0.00	+0.00
8	AQXE	0.00	+0.00

Best Prices Trend

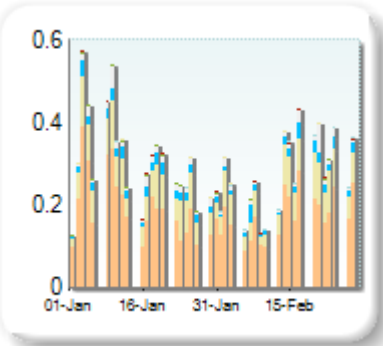


Best Price % measures how often each venue posts an absolute best price (no ties) for stocks. The result is averaged over the stocks in the index and is based on measurements of the order book every 5 seconds.

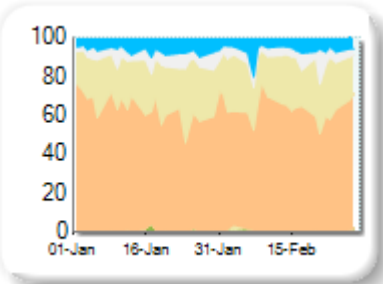
Market Share

Rank	Venue	Market Share	Change
1	XMAD	62.03%	-1.37
2	CEUX	24.96%	+1.42
3	AQEU	6.47%	-0.22
4	TQEX	5.86%	+0.18
5	BATE	0.29%	-0.21
6	TRQX	0.15%	+0.14
7	AQXE	0.13%	+0.13
8	CHIX	0.11%	-0.07

Volume Trend



Market Share Trend



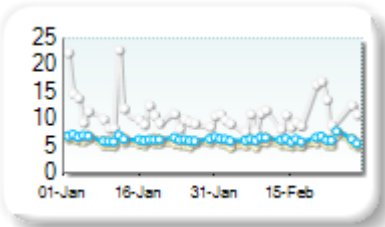
Market share is based on on-book value traded during continuous trading. The share is calculated by averaging over all stocks in the index. The current value shown is for last week and the change is relative to the previous week.

Spreads

At touch

Rank	Venue	Spread (bps)	Change
1	CEUX	5.49	-0.28
2	XMAD	6.14	-0.16
3	AQEU	6.30	-0.09
4	TQEX	11.65	+0.14
5	BATE	425.48	+101.88
6	AQXE	501.00	+0.10

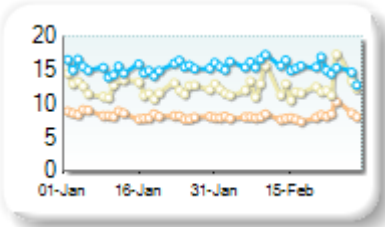
Monthly Spread Trend



25k EUR deal

Rank	Venue	Spread (bps)	Change
1	XMAD	8.11	-0.14
2	CEUX	12.38	+0.07
3	AQEU	15.44	+0.20
4	TQEX	59.84	+4.14
5	BATE	448.40	+121.01

Monthly Spread Trend



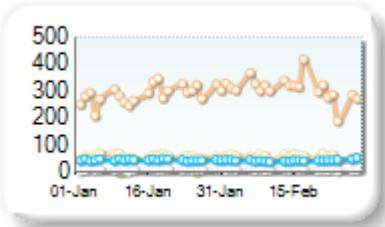
Spreads measure the bid to offer spread of the best visible orders in the book. The result is averaged over the stocks in the index and is based on measurements of the order books every 30 seconds. The value for the spread is quoted in basis points (0.01%).

Book Depths

10BPS Depth (top of book)

Rank	Venue	Depth (1K EUR)	Change
1	XMAD	310.4	+21.2
2	CEUX	60.7	+1.1
3	AQEU	44.6	-1.4
4	TQEX	10.7	-0.6
5	BATE	0.1	-0.2

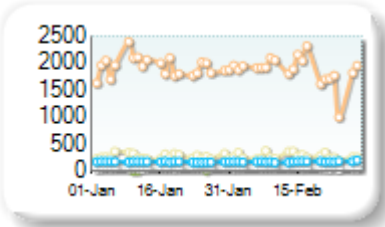
Monthly Depth Trend



50BPS Depth (deeper into book)

Rank	Venue	Depth (1K EUR)	Change
1	XMAD	1,867.8	-59.9
2	CEUX	281.3	+6.3
3	AQEU	177.6	+3.4
4	TQEX	69.2	+0.4
5	CHIX	12.4	+2.5
6	BATE	2.6	-2.3

Monthly Depth Trend



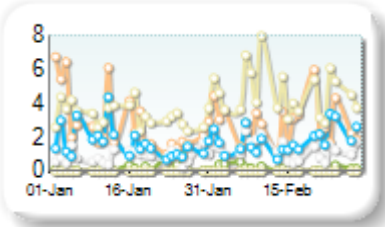
Market depth measures the amount of visible liquidity (bids and offers) in the order book within 10 or 50 BPS of mid price. The result is averaged over the stocks in the index and is based on measurements of the order book every 30 seconds. This is quoted in '000s of EUR.

Best Prices

At touch

Rank	Venue	Best Price (%)	Change
1	CEUX	4.63	+1.60
2	XMAD	2.84	-0.01
3	AQEU	1.81	+0.01
4	TQEX	1.29	+0.60
5	BATE	0.16	-0.01
6	CHIX	0.00	+0.00
7	TRQX	0.00	+0.00
8	AQXE	0.00	+0.00

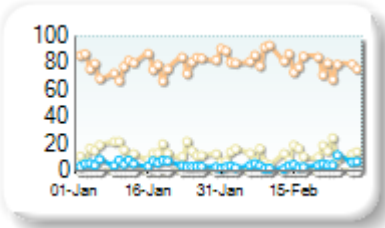
Best Prices Trend



25k EUR deal

Rank	Venue	Best Price (%)	Change
1	XMAD	80.81	+2.06
2	CEUX	13.05	-1.09
3	AQEU	4.44	-0.78
4	TQEX	0.04	-0.17
5	CHIX	0.00	+0.00
6	TRQX	0.00	+0.00
7	BATE	0.00	0.00
8	AQXE	0.00	+0.00

Best Prices Trend

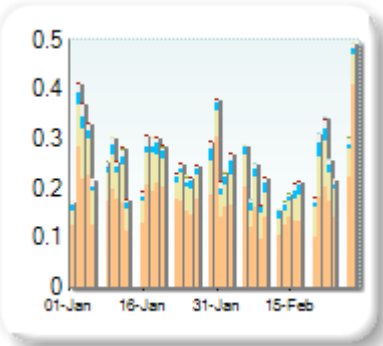


Best Price % measures how often each venue posts an absolute best price (no ties) for stocks. The result is averaged over the stocks in the index and is based on measurements of the order book every 5 seconds.

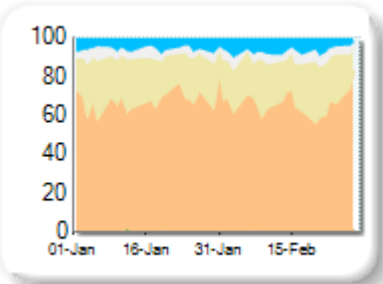
Market Share

Rank	Venue	Market Share	Change
1	XMAD	66.72%	-0.52
2	CEUX	21.99%	-0.15
3	AQEU	6.22%	+0.80
4	TQEX	4.68%	0.00
5	BATE	0.25%	-0.08
6	CHIX	0.09%	-0.08
7	TRQX	0.05%	+0.05
8	AQXE	0.00%	0.00

Volume Trend



Market Share Trend



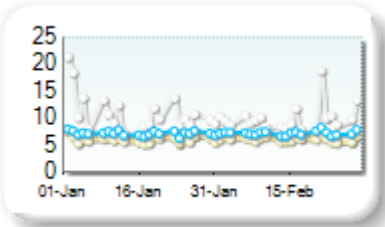
Market share is based on on-book value traded during continuous trading. The share is calculated by averaging over all stocks in the index. The current value shown is for last week and the change is relative to the previous week.

Spreads

At touch

Rank	Venue	Spread (bps)	Change
1	CEUX	6.14	+0.05
2	XMAD	6.40	+0.14
3	AQEU	7.22	+0.02
4	TQEX	10.03	-0.95
5	BATE	92.61	+9.15

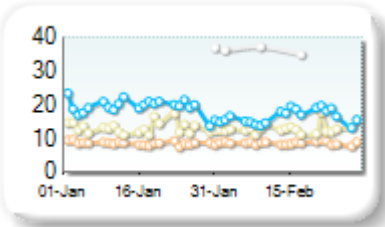
Monthly Spread Trend



25k EUR deal

Rank	Venue	Spread (bps)	Change
1	XMAD	8.70	+0.07
2	CEUX	12.91	-0.24
3	AQEU	16.53	-2.85
4	TQEX	45.43	-4.48
5	BATE	152.80	n/a

Monthly Spread Trend



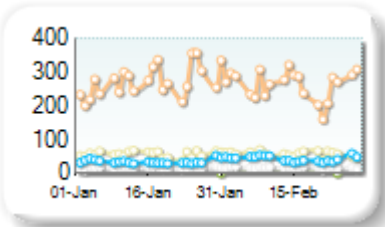
Spreads measure the bid to offer spread of the best visible orders in the book. The result is averaged over the stocks in the index and is based on measurements of the order books every 30 seconds. The value for the spread is quoted in basis points (0.01%).

Book Depths

10BPS Depth (top of book)

Rank	Venue	Depth (1K EUR)	Change
1	XMAD	261.7	-11.7
2	CEUX	57.0	+0.4
3	AQEU	42.7	+8.3
4	TQEX	16.4	+0.5
5	BATE	0.7	-0.2
6	CHIX	0.0	0.0

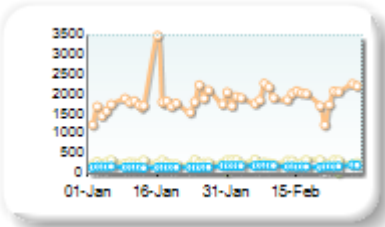
Monthly Depth Trend



50BPS Depth (deeper into book)

Rank	Venue	Depth (1K EUR)	Change
1	XMAD	1,947.1	+95.9
2	CEUX	289.6	+13.6
3	AQEU	179.9	+25.9
4	TQEX	76.6	+1.3
5	BATE	11.0	+1.3
6	CHIX	6.2	-0.1

Monthly Depth Trend



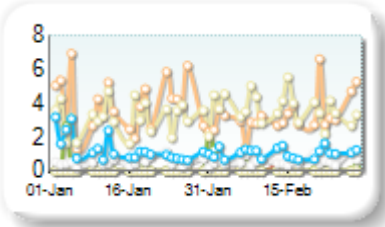
Market depth measures the amount of visible liquidity (bids and offers) in the order book within 10 or 50 BPS of mid price. The result is averaged over the stocks in the index and is based on measurements of the order book every 30 seconds. This is quoted in '000s of EUR.

Best Prices

At touch

Rank	Venue	Best Price (%)	Change
1	CEUX	3.73	+0.77
2	XMAD	3.31	-0.66
3	AQEU	1.07	-0.04
4	TQEX	0.59	-0.02
5	BATE	0.12	-0.13
6	CHIX	0.01	+0.03
7	TRQX	0.00	+0.00
8	AQXE	0.00	+0.00

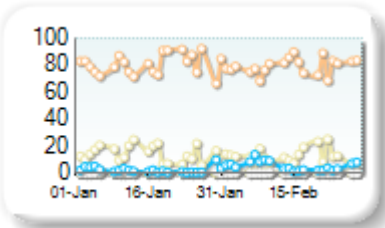
Best Prices Trend



25k EUR deal

Rank	Venue	Best Price (%)	Change
1	XMAD	79.10	-1.45
2	CEUX	12.74	-1.64
3	AQEU	5.43	+2.92
4	TQEX	0.23	-0.11
5	BATE	0.00	+0.00
6	CHIX	0.00	+0.00
7	TRQX	0.00	+0.00
8	AQXE	0.00	+0.00

Best Prices Trend

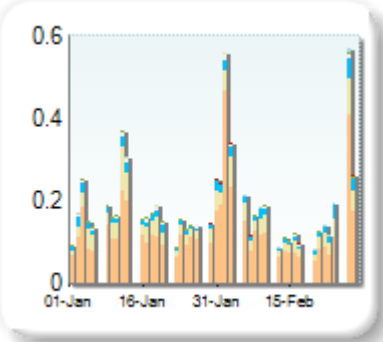


Best Price % measures how often each venue posts an absolute best price (no ties) for stocks. The result is averaged over the stocks in the index and is based on measurements of the order book every 5 seconds.

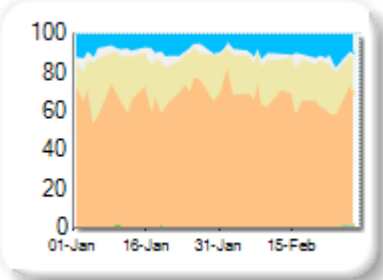
Market Share

Rank	Venue	Market Share	Change
1	XMAD	69.67%	+3.08
2	CEUX	17.67%	-3.06
3	AQEU	9.02%	+0.71
4	TQEX	2.99%	-0.80
5	TRQX	0.37%	+0.31
6	BATE	0.28%	-0.17
7	CHIX	0.01%	-0.06
8	AQXE	0.00%	-0.01

Volume Trend



Market Share Trend



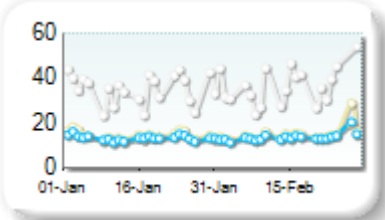
Market share is based on on-book value traded during continuous trading. The share is calculated by averaging over all stocks in the index. The current value shown is for last week and the change is relative to the previous week.

Spreads

At touch

Rank	Venue	Spread (bps)	Change
1	AQEU	13.70	+0.27
2	XMAD	13.87	+0.26
3	CEUX	14.85	+0.47
4	TQEX	40.21	+5.11

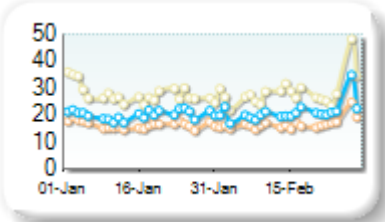
Monthly Spread Trend



25k EUR deal

Rank	Venue	Spread (bps)	Change
1	XMAD	16.71	+0.28
2	AQEU	21.08	+0.88
3	CEUX	28.37	+0.54

Monthly Spread Trend



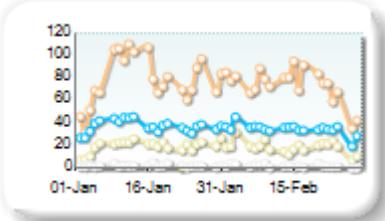
Spreads measure the bid to offer spread of the best visible orders in the book. The result is averaged over the stocks in the index and is based on measurements of the order books every 30 seconds. The value for the spread is quoted in basis points (0.01%).

Book Depths

10BPS Depth (top of book)

Rank	Venue	Depth (1K EUR)	Change
1	XMAD	73.7	-4.8
2	AQEU	34.6	-2.5
3	CEUX	18.8	-0.7
4	TQEX	2.2	-0.2
5	BATE	1.1	0.0

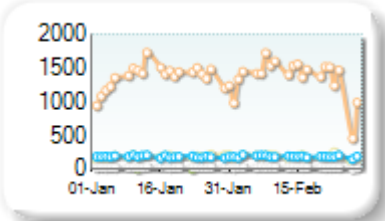
Monthly Depth Trend



50BPS Depth (deeper into book)

Rank	Venue	Depth (1K EUR)	Change
1	XMAD	1,361.4	-0.2
2	AQEU	188.3	+2.1
3	CEUX	180.2	-4.4
4	TQEX	31.7	-1.0
5	BATE	11.7	+5.4
6	AQXE	0.1	-0.1

Monthly Depth Trend



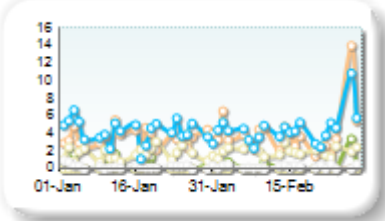
Market depth measures the amount of visible liquidity (bids and offers) in the order book within 10 or 50 BPS of mid price. The result is averaged over the stocks in the index and is based on measurements of the order book every 30 seconds. This is quoted in '000s of EUR.

Best Prices

At touch

Rank	Venue	Best Price (%)	Change
1	AQEU	4.54	-0.59
2	XMAD	3.98	+0.02
3	CEUX	2.09	+0.66
4	BATE	0.27	-0.15
5	TQEX	0.24	0.00
6	CHIX	0.00	+0.00
7	TRQX	0.00	+0.00
8	AQXE	0.00	+0.00

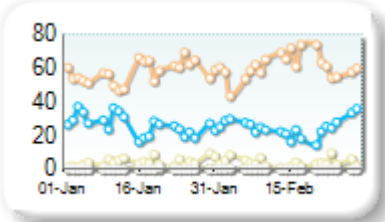
Best Prices Trend



25k EUR deal

Rank	Venue	Best Price (%)	Change
1	XMAD	60.94	+3.64
2	AQEU	24.58	-1.59
3	CEUX	3.97	-0.34
4	TQEX	0.12	-0.01
5	CHIX	0.00	+0.00
6	TRQX	0.00	+0.00
7	BATE	0.00	-0.01
8	AQXE	0.00	+0.00

Best Prices Trend

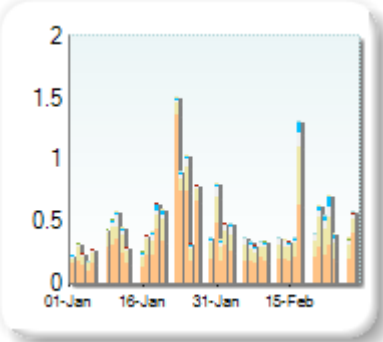


Best Price % measures how often each venue posts an absolute best price (no ties) for stocks. The result is averaged over the stocks in the index and is based on measurements of the order book every 5 seconds.

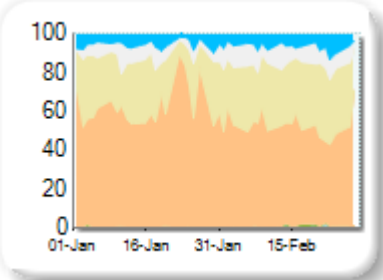
Market Share

Rank	Venue	Market Share	Change
1	XMAD	51.34%	-15.97
2	CEUX	31.70%	+10.41
3	TQEX	8.94%	+2.91
4	AQEU	6.90%	+2.05
5	BATE	0.56%	+0.24
6	CHIX	0.30%	+0.16
7	TRQX	0.25%	+0.22
8	AQXE	0.01%	-0.02

Volume Trend



Market Share Trend



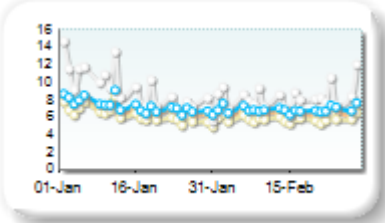
Market share is based on on-book value traded during continuous trading. The share is calculated by averaging over all stocks in the index. The current value shown is for last week and the change is relative to the previous week.

Spreads

At touch

Rank	Venue	Spread (bps)	Change
1	CEUX	5.86	-0.51
2	XMAD	6.50	-0.53
3	AQEU	6.94	-0.42
4	TQEX	8.39	-0.90
5	BATE	73.41	-42.06

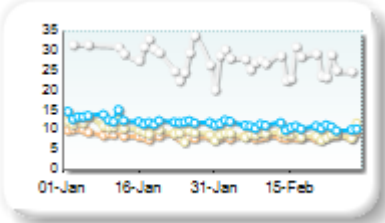
Monthly Spread Trend



25k EUR deal

Rank	Venue	Spread (bps)	Change
1	XMAD	8.17	-0.65
2	CEUX	8.90	-1.42
3	AQEU	10.90	-1.62
4	TQEX	27.68	-4.56
5	BATE	140.72	-14.46

Monthly Spread Trend



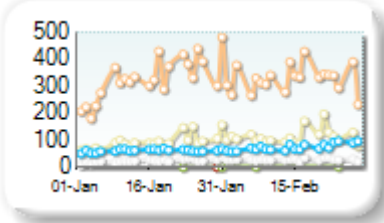
Spreads measure the bid to offer spread of the best visible orders in the book. The result is averaged over the stocks in the index and is based on measurements of the order books every 30 seconds. The value for the spread is quoted in basis points (0.01%).

Book Depths

10BPS Depth (top of book)

Rank	Venue	Depth (1K EUR)	Change
1	XMAD	326.5	-1.3
2	CEUX	112.8	+19.9
3	AQEU	74.2	+12.9
4	TQEX	28.4	+4.5
5	BATE	2.1	+1.0
6	CHIX	0.1	+0.0

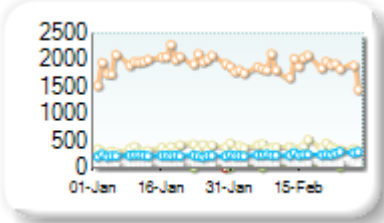
Monthly Depth Trend



50BPS Depth (deeper into book)

Rank	Venue	Depth (1K EUR)	Change
1	XMAD	1,864.9	-96.8
2	CEUX	387.6	+27.0
3	AQEU	255.1	+23.1
4	TQEX	99.1	+4.1
5	BATE	17.9	+6.3
6	CHIX	9.3	+2.1

Monthly Depth Trend



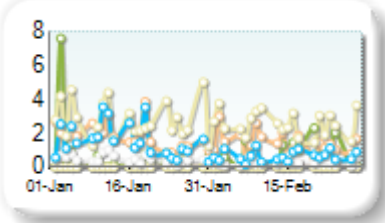
Market depth measures the amount of visible liquidity (bids and offers) in the order book within 10 or 50 BPS of mid price. The result is averaged over the stocks in the index and is based on measurements of the order book every 30 seconds. This is quoted in '000s of EUR.

Best Prices

At touch

Rank	Venue	Best Price (%)	Change
1	CEUX	2.57	-0.67
2	XMAD	1.43	-0.43
3	AQEU	0.65	-1.05
4	BATE	0.58	+0.00
5	TQEX	0.28	-0.17
6	CHIX	0.02	+0.03
7	TRQX	0.00	+0.00
8	AQXE	0.00	+0.00

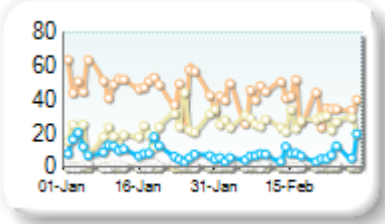
Best Prices Trend



25k EUR deal

Rank	Venue	Best Price (%)	Change
1	XMAD	39.60	-8.43
2	CEUX	26.51	+3.98
3	AQEU	7.27	-2.41
4	TQEX	1.10	-0.02
5	BATE	0.03	+0.01
6	CHIX	0.00	+0.00
7	TRQX	0.00	+0.00
8	AQXE	0.00	+0.00

Best Prices Trend

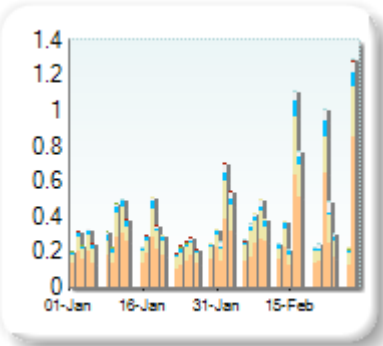


Best Price % measures how often each venue posts an absolute best price (no ties) for stocks. The result is averaged over the stocks in the index and is based on measurements of the order book every 5 seconds.

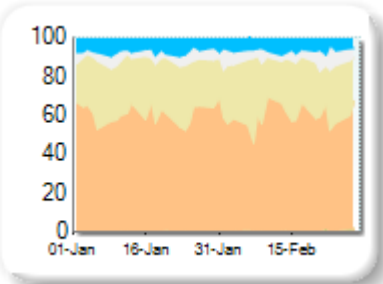
Market Share

Rank	Venue	Market Share	Change
1	XMAD	59.47%	-0.97
2	CEUX	27.00%	-0.49
3	AQEU	6.79%	-0.49
4	TQEX	5.99%	+1.59
5	BATE	0.40%	+0.15
6	TRQX	0.19%	+0.19
7	CHIX	0.14%	+0.00
8	AQXE	0.01%	+0.01

Volume Trend



Market Share Trend



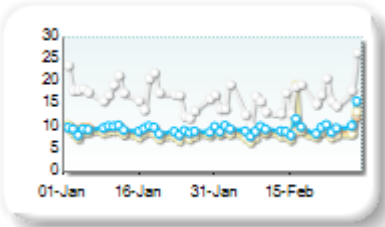
Market share is based on on-book value traded during continuous trading. The share is calculated by averaging over all stocks in the index. The current value shown is for last week and the change is relative to the previous week.

Spreads

At touch

Rank	Venue	Spread (bps)	Change
1	XMAD	9.01	-0.18
2	CEUX	9.16	+0.68
3	AQEU	9.84	+0.41
4	TQEX	16.40	-1.09
5	BATE	479.01	+211.24

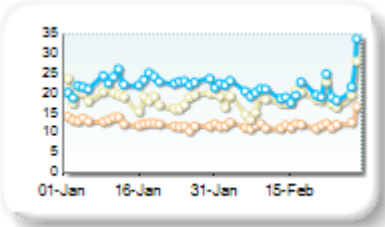
Monthly Spread Trend



25k EUR deal

Rank	Venue	Spread (bps)	Change
1	XMAD	12.08	-0.49
2	CEUX	18.59	-0.46
3	AQEU	21.25	-1.52
4	TQEX	72.36	+4.39

Monthly Spread Trend



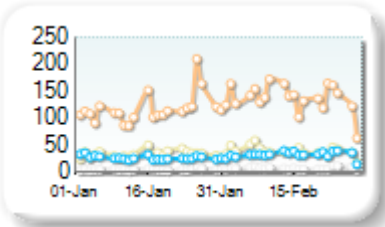
Spreads measure the bid to offer spread of the best visible orders in the book. The result is averaged over the stocks in the index and is based on measurements of the order books every 30 seconds. The value for the spread is quoted in basis points (0.01%).

Book Depths

10BPS Depth (top of book)

Rank	Venue	Depth (1K EUR)	Change
1	XMAD	137.0	+20.2
2	CEUX	39.6	+5.9
3	AQEU	32.7	+5.8
4	TQEX	7.8	+2.4
5	BATE	0.3	-0.1

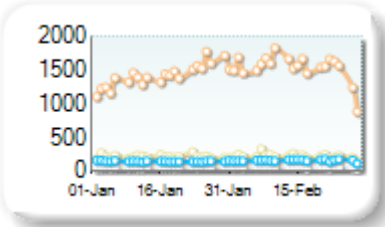
Monthly Depth Trend



50BPS Depth (deeper into book)

Rank	Venue	Depth (1K EUR)	Change
1	XMAD	1,532.2	+120.2
2	CEUX	227.2	+8.2
3	AQEU	160.1	+12.3
4	TQEX	60.4	+2.6
5	BATE	4.8	-0.2
6	CHIX	0.3	+0.0

Monthly Depth Trend



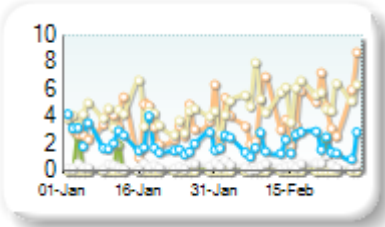
Market depth measures the amount of visible liquidity (bids and offers) in the order book within 10 or 50 BPS of mid price. The result is averaged over the stocks in the index and is based on measurements of the order book every 30 seconds. This is quoted in '000s of EUR.

Best Prices

At touch

Rank	Venue	Best Price (%)	Change
1	CEUX	5.32	+1.32
2	XMAD	4.32	+1.18
3	AQEU	1.95	-0.25
4	TQEX	0.44	+0.03
5	BATE	0.16	+0.05
6	CHIX	0.00	+0.00
7	TRQX	0.00	+0.00
8	AQXE	0.00	+0.00

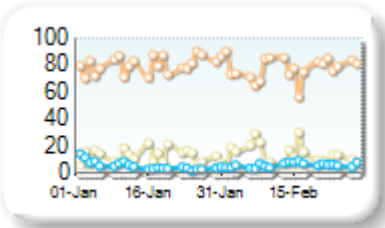
Best Prices Trend



25k EUR deal

Rank	Venue	Best Price (%)	Change
1	XMAD	77.25	-3.07
2	CEUX	14.31	+1.49
3	AQEU	6.21	+0.62
4	TQEX	0.14	+0.05
5	CHIX	0.00	+0.00
6	TRQX	0.00	+0.00
7	BATE	0.00	+0.00
8	AQXE	0.00	+0.00

Best Prices Trend

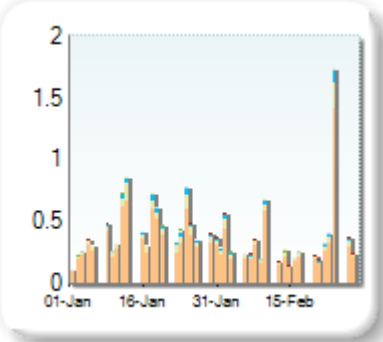


Best Price % measures how often each venue posts an absolute best price (no ties) for stocks. The result is averaged over the stocks in the index and is based on measurements of the order book every 5 seconds.

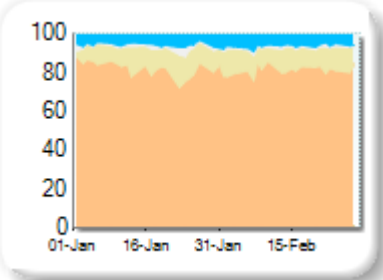
Market Share

Rank	Venue	Market Share	Change
1	XMAD	80.97%	-0.17
2	CEUX	11.44%	+0.17
3	AQEU	6.09%	+0.34
4	TQEX	1.35%	-0.41
5	BATE	0.08%	+0.02
6	CHIX	0.05%	+0.03
7	TRQX	0.01%	+0.01
8	AQXE	0.01%	+0.01

Volume Trend



Market Share Trend



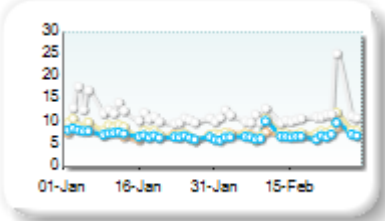
Market share is based on on-book value traded during continuous trading. The share is calculated by averaging over all stocks in the index. The current value shown is for last week and the change is relative to the previous week.

Spreads

At touch

Rank	Venue	Spread (bps)	Change
1	AQEU	7.03	-0.17
2	XMAD	7.19	-0.16
3	CEUX	7.86	-0.35
4	TQEX	11.80	-1.41
5	CHIX	143.66	-14.57
6	BATE	182.36	+8.39

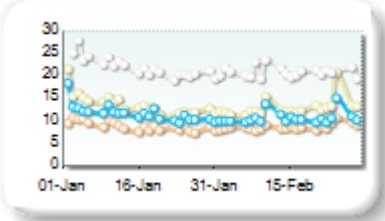
Monthly Spread Trend



25k EUR deal

Rank	Venue	Spread (bps)	Change
1	XMAD	8.72	-0.21
2	AQEU	10.75	-1.02
3	CEUX	12.99	-0.69
4	TQEX	21.73	-2.71

Monthly Spread Trend



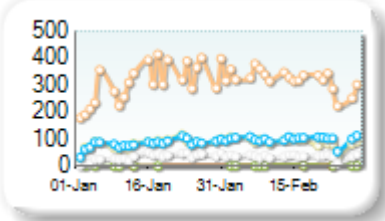
Spreads measure the bid to offer spread of the best visible orders in the book. The result is averaged over the stocks in the index and is based on measurements of the order books every 30 seconds. The value for the spread is quoted in basis points (0.01%).

Book Depths

10BPS Depth (top of book)

Rank	Venue	Depth (1K EUR)	Change
1	XMAD	320.6	+10.4
2	AQEU	99.9	+16.8
3	CEUX	91.3	+9.3
4	TQEX	37.1	+3.2
5	TRQX	16.4	-0.4
6	BATE	1.9	+1.4
7	CHIX	1.7	+1.2

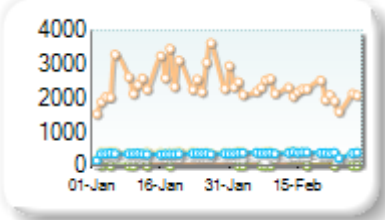
Monthly Depth Trend



50BPS Depth (deeper into book)

Rank	Venue	Depth (1K EUR)	Change
1	XMAD	2,195.5	-360.6
2	CEUX	392.6	+0.4
3	AQEU	376.6	+27.6
4	TQEX	259.4	+5.6
5	TRQX	16.4	-0.6
6	CHIX	8.4	+5.2
7	BATE	8.1	+3.5

Monthly Depth Trend



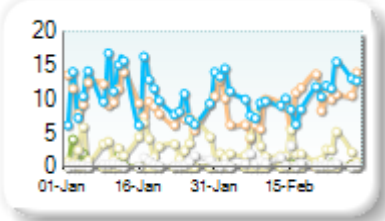
Market depth measures the amount of visible liquidity (bids and offers) in the order book within 10 or 50 BPS of mid price. The result is averaged over the stocks in the index and is based on measurements of the order book every 30 seconds. This is quoted in '000s of EUR.

Best Prices

At touch

Rank	Venue	Best Price (%)	Change
1	AQEU	10.58	+1.45
2	XMAD	9.27	+0.63
3	CEUX	2.61	-0.41
4	TQEX	0.65	+0.09
5	BATE	0.20	-0.15
6	CHIX	0.04	+0.02
7	TRQX	0.02	+0.03
8	AQXE	0.00	+0.00

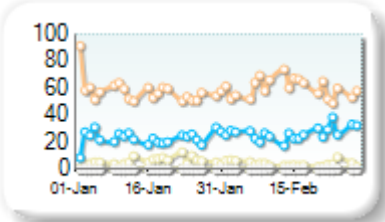
Best Prices Trend



25k EUR deal

Rank	Venue	Best Price (%)	Change
1	XMAD	60.02	+2.36
2	AQEU	26.57	+3.49
3	CEUX	4.14	-1.71
4	TQEX	0.09	+0.03
5	CHIX	0.00	+0.00
6	TRQX	0.00	+0.00
7	BATE	0.00	-0.01
8	AQXE	0.00	+0.00

Best Prices Trend

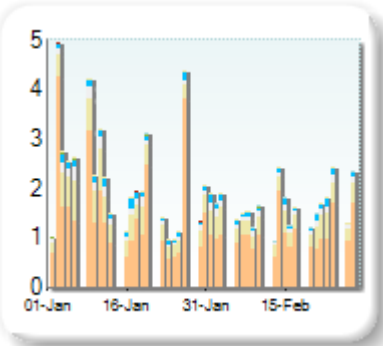


Best Price % measures how often each venue posts an absolute best price (no ties) for stocks. The result is averaged over the stocks in the index and is based on measurements of the order book every 5 seconds.

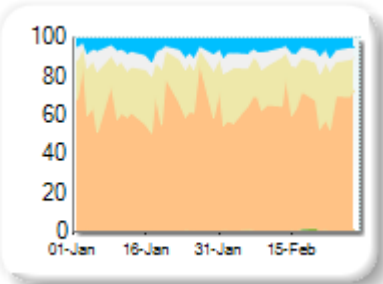
Market Share

Rank	Venue	Market Share	Change
1	XMAD	63.72%	-3.88
2	CEUX	22.08%	+1.95
3	AQEU	6.76%	+0.89
4	TQEX	6.73%	+0.69
5	BATE	0.37%	+0.12
6	CHIX	0.18%	+0.09
7	TRQX	0.12%	+0.12
8	AQXE	0.03%	+0.02

Volume Trend



Market Share Trend



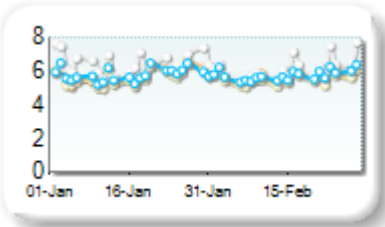
Market share is based on on-book value traded during continuous trading. The share is calculated by averaging over all stocks in the index. The current value shown is for last week and the change is relative to the previous week.

Spreads

At touch

Rank	Venue	Spread (bps)	Change
1	CEUX	5.52	-0.07
2	XMAD	5.71	+0.02
3	AQEU	5.72	-0.05
4	TQEX	6.17	-0.28
5	BATE	206.82	-33.66

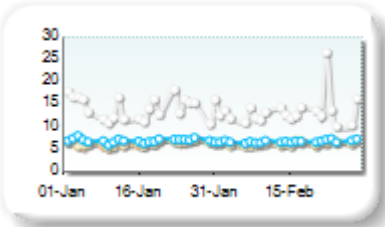
Monthly Spread Trend



25k EUR deal

Rank	Venue	Spread (bps)	Change
1	XMAD	6.39	+0.08
2	CEUX	6.45	-0.06
3	AQEU	6.83	-0.20
4	TQEX	13.53	-0.85
5	BATE	246.47	-88.83

Monthly Spread Trend



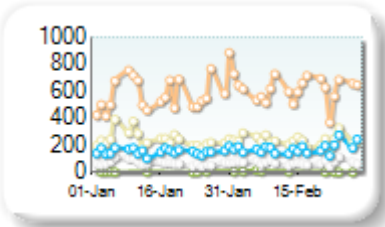
Spreads measure the bid to offer spread of the best visible orders in the book. The result is averaged over the stocks in the index and is based on measurements of the order books every 30 seconds. The value for the spread is quoted in basis points (0.01%).

Book Depths

10BPS Depth (top of book)

Rank	Venue	Depth (1K EUR)	Change
1	XMAD	610.7	+29.9
2	CEUX	234.7	-8.1
3	AQEU	175.4	+21.4
4	TQEX	72.9	+2.5
5	BATE	4.2	+1.8
6	AQXE	0.1	+0.0
7	CHIX	0.1	-0.1

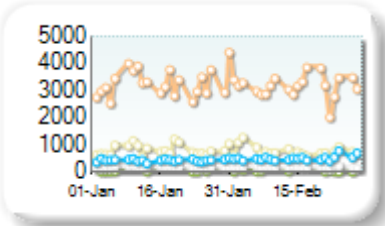
Monthly Depth Trend



50BPS Depth (deeper into book)

Rank	Venue	Depth (1K EUR)	Change
1	XMAD	3,148.5	-116.5
2	CEUX	757.3	-58.2
3	AQEU	504.9	+72.5
4	TQEX	172.7	-3.1
5	BATE	21.7	+7.1
6	CHIX	3.9	-0.9
7	AQXE	0.1	+0.0

Monthly Depth Trend



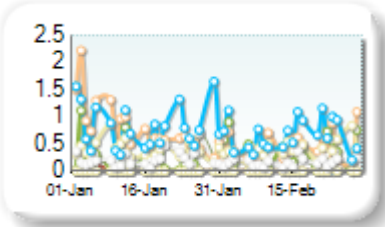
Market depth measures the amount of visible liquidity (bids and offers) in the order book within 10 or 50 BPS of mid price. The result is averaged over the stocks in the index and is based on measurements of the order book every 30 seconds. This is quoted in '000s of EUR.

Best Prices

At touch

Rank	Venue	Best Price (%)	Change
1	AQEU	0.67	-0.15
2	XMAD	0.46	-0.35
3	CEUX	0.39	-0.03
4	BATE	0.32	-0.08
5	TQEX	0.16	-0.05
6	AQXE	0.00	+0.00
7	CHIX	0.00	-0.01
8	TRQX	0.00	+0.00

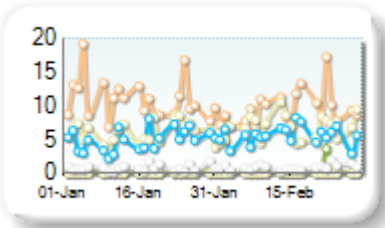
Best Prices Trend



25k EUR deal

Rank	Venue	Best Price (%)	Change
1	XMAD	9.59	-1.37
2	CEUX	6.82	+0.80
3	AQEU	5.61	+0.67
4	TQEX	0.93	+0.11
5	BATE	0.24	+0.20
6	CHIX	0.00	-0.01
7	TRQX	0.00	+0.00
8	AQXE	0.00	+0.00

Best Prices Trend

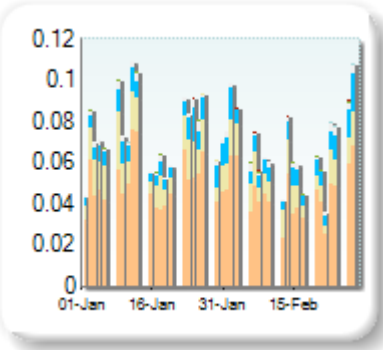


Best Price % measures how often each venue posts an absolute best price (no ties) for stocks. The result is averaged over the stocks in the index and is based on measurements of the order book every 5 seconds.

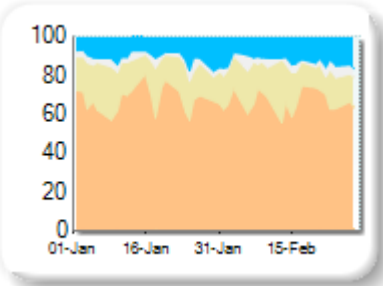
Market Share

Rank	Venue	Market Share	Change
1	XMAD	65.95%	-0.86
2	CEUX	17.28%	-1.42
3	AQEU	12.91%	+1.94
4	TQEX	3.69%	+0.27
5	TRQX	0.07%	+0.07
6	BATE	0.07%	-0.04
7	CHIX	0.04%	+0.04

Volume Trend



Market Share Trend



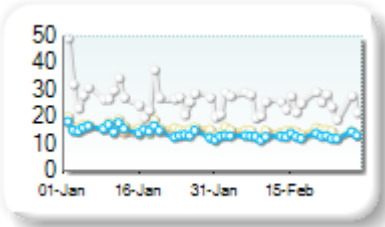
Market share is based on on-book value traded during continuous trading. The share is calculated by averaging over all stocks in the index. The current value shown is for last week and the change is relative to the previous week.

Spreads

At touch

Rank	Venue	Spread (bps)	Change
1	AQEU	12.95	-2.04
2	XMAD	13.69	-1.35
3	CEUX	14.66	-1.72
4	TQEX	25.19	-3.02

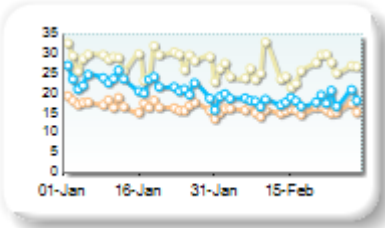
Monthly Spread Trend



25k EUR deal

Rank	Venue	Spread (bps)	Change
1	XMAD	15.69	-1.29
2	AQEU	18.43	-3.81
3	CEUX	26.15	-2.31

Monthly Spread Trend



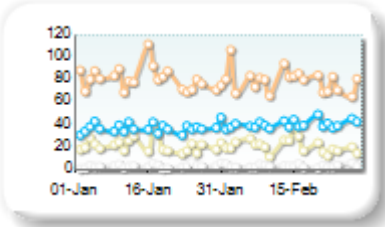
Spreads measure the bid to offer spread of the best visible orders in the book. The result is averaged over the stocks in the index and is based on measurements of the order books every 30 seconds. The value for the spread is quoted in basis points (0.01%).

Book Depths

10BPS Depth (top of book)

Rank	Venue	Depth (1K EUR)	Change
1	XMAD	79.5	-1.3
2	AQEU	40.7	+3.1
3	CEUX	21.8	-0.6
4	TQEX	4.0	+0.2
5	BATE	0.4	+0.0

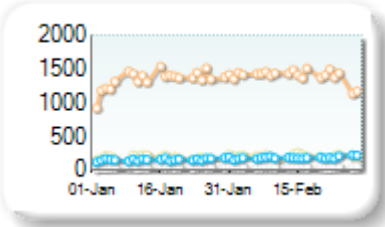
Monthly Depth Trend



50BPS Depth (deeper into book)

Rank	Venue	Depth (1K EUR)	Change
1	XMAD	1,393.2	+50.6
2	CEUX	204.9	+17.8
3	AQEU	185.3	+27.3
4	TQEX	46.4	+3.3
5	BATE	1.0	+0.0

Monthly Depth Trend



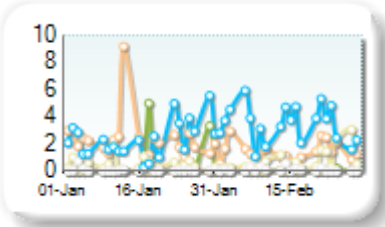
Market depth measures the amount of visible liquidity (bids and offers) in the order book within 10 or 50 BPS of mid price. The result is averaged over the stocks in the index and is based on measurements of the order book every 30 seconds. This is quoted in '000s of EUR.

Best Prices

At touch

Rank	Venue	Best Price (%)	Change
1	AQEU	3.47	+0.86
2	XMAD	1.40	-1.35
3	CEUX	0.78	+0.51
4	TQEX	0.10	-0.03
5	BATE	0.02	-0.38
6	CHIX	0.00	+0.01
7	TRQX	0.00	+0.00
8	AQXE	0.00	+0.00

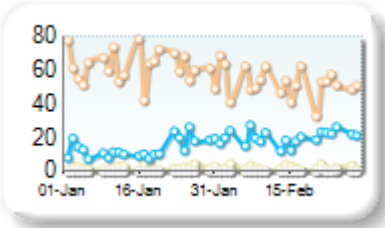
Best Prices Trend



25k EUR deal

Rank	Venue	Best Price (%)	Change
1	XMAD	52.42	-9.27
2	AQEU	20.00	+6.43
3	CEUX	2.08	-0.19
4	TQEX	0.10	+0.04
5	CHIX	0.00	+0.00
6	TRQX	0.00	+0.00
7	BATE	0.00	0.00
8	AQXE	0.00	+0.00

Best Prices Trend

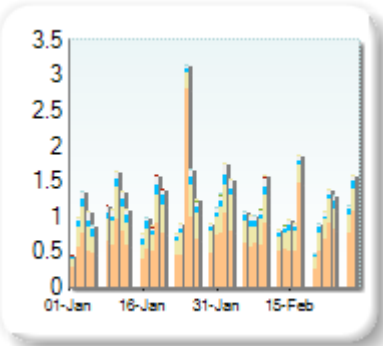


Best Price % measures how often each venue posts an absolute best price (no ties) for stocks. The result is averaged over the stocks in the index and is based on measurements of the order book every 5 seconds.

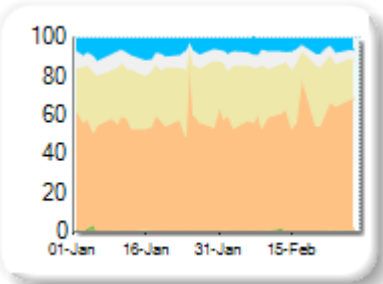
Market Share

Rank	Venue	Market Share	Change
1	XMAD	60.67%	+0.90
2	CEUX	25.52%	+0.03
3	TQEX	6.67%	-0.14
4	AQEU	6.36%	-0.76
5	BATE	0.51%	-0.04
6	CHIX	0.13%	-0.04
7	TRQX	0.12%	+0.08
8	AQXE	0.01%	-0.03

Volume Trend



Market Share Trend



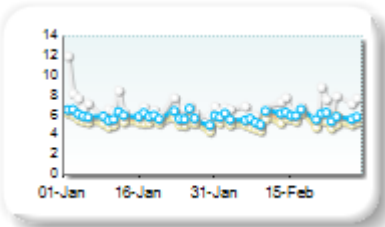
Market share is based on on-book value traded during continuous trading. The share is calculated by averaging over all stocks in the index. The current value shown is for last week and the change is relative to the previous week.

Spreads

At touch

Rank	Venue	Spread (bps)	Change
1	CEUX	5.22	-0.11
2	XMAD	5.63	-0.09
3	AQEU	5.85	-0.09
4	TQEX	6.81	-0.15
5	BATE	229.45	-28.95
6	CHIX	373.25	-112.19

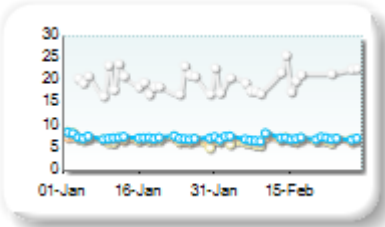
Monthly Spread Trend



25k EUR deal

Rank	Venue	Spread (bps)	Change
1	XMAD	6.67	-0.21
2	CEUX	6.84	-0.24
3	AQEU	7.26	-0.22
4	TQEX	23.50	+1.82
5	BATE	294.13	+63.86

Monthly Spread Trend



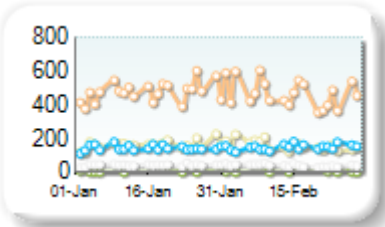
Spreads measure the bid to offer spread of the best visible orders in the book. The result is averaged over the stocks in the index and is based on measurements of the order books every 30 seconds. The value for the spread is quoted in basis points (0.01%).

Book Depths

10BPS Depth (top of book)

Rank	Venue	Depth (1K EUR)	Change
1	XMAD	466.5	-7.9
2	CEUX	159.0	-4.4
3	AQEU	148.4	+4.9
4	TQEX	40.7	-1.5
5	BATE	1.4	+0.3

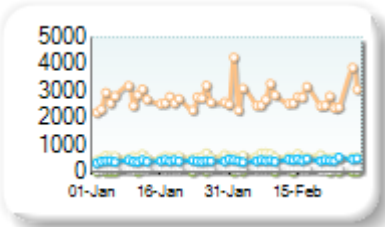
Monthly Depth Trend



50BPS Depth (deeper into book)

Rank	Venue	Depth (1K EUR)	Change
1	XMAD	2,827.6	+150.9
2	CEUX	585.3	+14.6
3	AQEU	447.3	+33.6
4	TQEX	128.8	-3.2
5	BATE	10.9	+1.0
6	CHIX	4.3	+0.8
7	TRQX	3.5	+0.2

Monthly Depth Trend



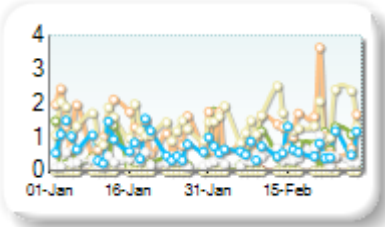
Market depth measures the amount of visible liquidity (bids and offers) in the order book within 10 or 50 BPS of mid price. The result is averaged over the stocks in the index and is based on measurements of the order book every 30 seconds. This is quoted in '000s of EUR.

Best Prices

At touch

Rank	Venue	Best Price (%)	Change
1	CEUX	1.52	-0.04
2	XMAD	1.13	-0.14
3	AQEU	0.66	-0.31
4	BATE	0.54	+0.09
5	TQEX	0.39	+0.04
6	CHIX	0.00	+0.00
7	TRQX	0.00	+0.00
8	AQXE	0.00	+0.00

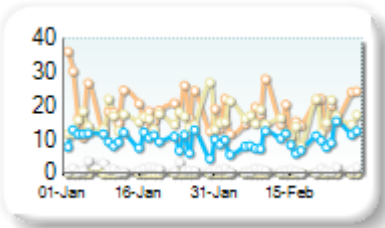
Best Prices Trend



25k EUR deal

Rank	Venue	Best Price (%)	Change
1	XMAD	17.88	-1.70
2	CEUX	15.65	-0.23
3	AQEU	9.32	-0.60
4	TQEX	0.98	-0.38
5	BATE	0.04	+0.02
6	CHIX	0.00	+0.00
7	TRQX	0.00	+0.00
8	AQXE	0.00	+0.00

Best Prices Trend

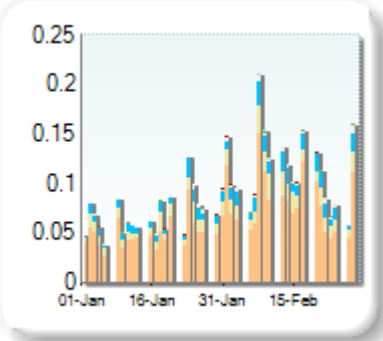


Best Price % measures how often each venue posts an absolute best price (no ties) for stocks. The result is averaged over the stocks in the index and is based on measurements of the order book every 5 seconds.

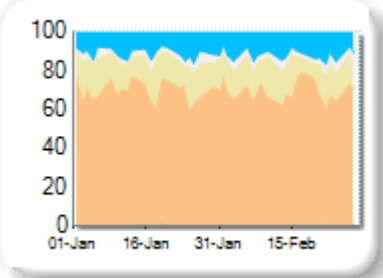
Market Share

Rank	Venue	Market Share	Change
1	XMAD	70.19%	+0.67
2	CEUX	14.17%	-1.50
3	AQEU	11.76%	+0.28
4	TQEX	3.48%	+0.33
5	BATE	0.24%	+0.13
6	TRQX	0.11%	+0.10
7	CHIX	0.04%	-0.03
8	AQXE	0.01%	+0.01

Volume Trend



Market Share Trend



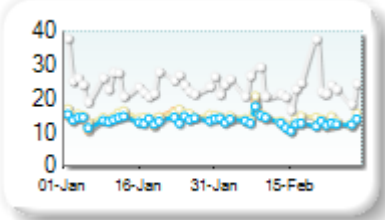
Market share is based on on-book value traded during continuous trading. The share is calculated by averaging over all stocks in the index. The current value shown is for last week and the change is relative to the previous week.

Spreads

At touch

Rank	Venue	Spread (bps)	Change
1	AQEU	13.11	-0.56
2	XMAD	13.24	-0.72
3	CEUX	14.21	-0.79
4	TQEX	25.67	+0.98

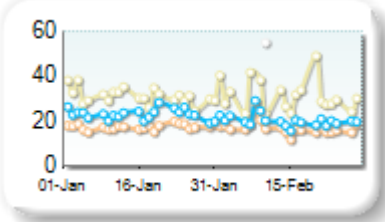
Monthly Spread Trend



25k EUR deal

Rank	Venue	Spread (bps)	Change
1	XMAD	17.00	-0.43
2	AQEU	20.32	-2.75
3	CEUX	32.92	+1.81
4	TQEX	54.73	n/a

Monthly Spread Trend



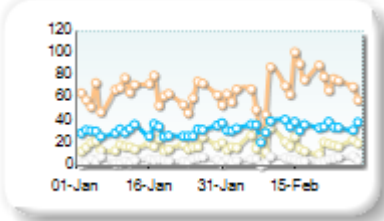
Spreads measure the bid to offer spread of the best visible orders in the book. The result is averaged over the stocks in the index and is based on measurements of the order books every 30 seconds. The value for the spread is quoted in basis points (0.01%).

Book Depths

10BPS Depth (top of book)

Rank	Venue	Depth (1K EUR)	Change
1	XMAD	69.4	+5.1
2	AQEU	34.8	+3.6
3	CEUX	18.6	+0.5
4	TQEX	5.8	+0.6
5	BATE	0.6	+0.0

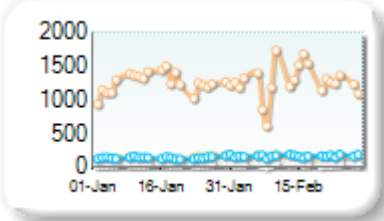
Monthly Depth Trend



50BPS Depth (deeper into book)

Rank	Venue	Depth (1K EUR)	Change
1	XMAD	1,265.1	+14.9
2	AQEU	163.8	+22.2
3	CEUX	134.5	-0.9
4	TQEX	43.5	-1.1
5	BATE	3.4	+0.8
6	CHIX	0.7	+0.0

Monthly Depth Trend



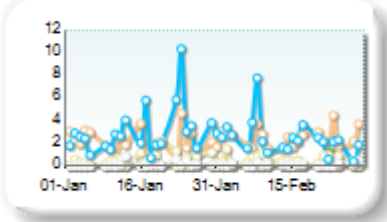
Market depth measures the amount of visible liquidity (bids and offers) in the order book within 10 or 50 BPS of mid price. The result is averaged over the stocks in the index and is based on measurements of the order book every 30 seconds. This is quoted in '000s of EUR.

Best Prices

At touch

Rank	Venue	Best Price (%)	Change
1	XMAD	2.45	+1.16
2	AQEU	2.43	-0.91
3	CEUX	0.56	-0.06
4	BATE	0.13	+0.03
5	TQEX	0.12	-0.03
6	CHIX	0.00	+0.00
7	TRQX	0.00	+0.00
8	AQXE	0.00	+0.00

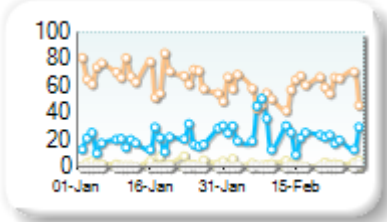
Best Prices Trend



25k EUR deal

Rank	Venue	Best Price (%)	Change
1	XMAD	58.25	-8.92
2	AQEU	25.12	+5.01
3	CEUX	2.54	-0.33
4	TQEX	0.33	+0.23
5	CHIX	0.00	+0.00
6	TRQX	0.00	+0.00
7	BATE	0.00	+0.00
8	AQXE	0.00	+0.00

Best Prices Trend

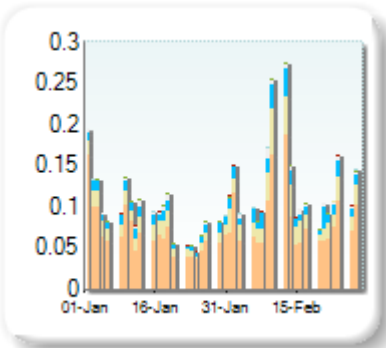


Best Price % measures how often each venue posts an absolute best price (no ties) for stocks. The result is averaged over the stocks in the index and is based on measurements of the order book every 5 seconds.

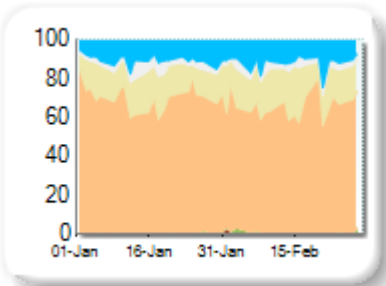
Market Share

Rank	Venue	Market Share	Change
1	XMAD	64.99%	-5.35
2	CEUX	18.95%	+3.63
3	AQEU	11.81%	+1.61
4	TQEX	3.53%	-0.25
5	BATE	0.42%	+0.12
6	CHIX	0.20%	+0.16
7	TRQX	0.10%	+0.08
8	AQXE	0.00%	+0.00

Volume Trend



Market Share Trend



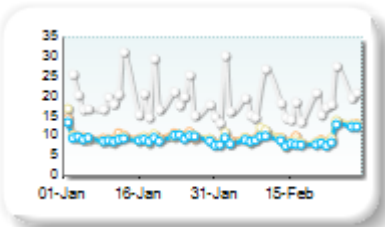
Market share is based on on-book value traded during continuous trading. The share is calculated by averaging over all stocks in the index. The current value shown is for last week and the change is relative to the previous week.

Spreads

At touch

Rank	Venue	Spread (bps)	Change
1	AQEU	9.01	-0.34
2	CEUX	9.71	+0.04
3	XMAD	9.74	-0.22
4	TQEX	19.86	-1.67
5	BATE	197.28	+60.25
6	CHIX	235.05	n/a
7	AQXE	501.00	+0.00

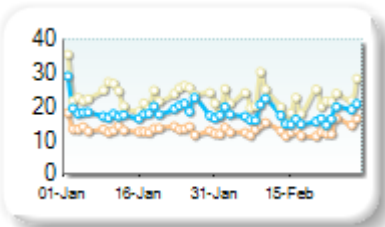
Monthly Spread Trend



25k EUR deal

Rank	Venue	Spread (bps)	Change
1	XMAD	13.06	-0.29
2	AQEU	17.36	-1.45
3	CEUX	21.89	-1.83

Monthly Spread Trend



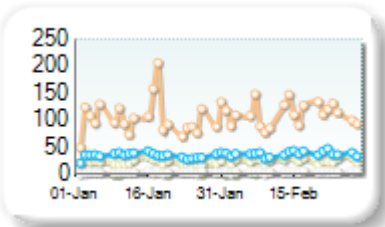
Spreads measure the bid to offer spread of the best visible orders in the book. The result is averaged over the stocks in the index and is based on measurements of the order books every 30 seconds. The value for the spread is quoted in basis points (0.01%).

Book Depths

10BPS Depth (top of book)

Rank	Venue	Depth (1K EUR)	Change
1	XMAD	111.6	+7.0
2	AQEU	37.9	+3.1
3	CEUX	26.5	+4.9
4	TQEX	4.6	+0.9
5	BATE	1.2	+0.2

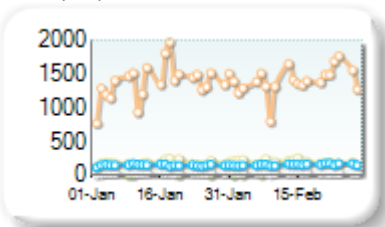
Monthly Depth Trend



50BPS Depth (deeper into book)

Rank	Venue	Depth (1K EUR)	Change
1	XMAD	1,395.5	+18.5
2	CEUX	193.4	+11.6
3	AQEU	156.5	+7.6
4	TQEX	39.8	+2.8
5	BATE	6.5	+0.9
6	CHIX	0.2	+0.0

Monthly Depth Trend



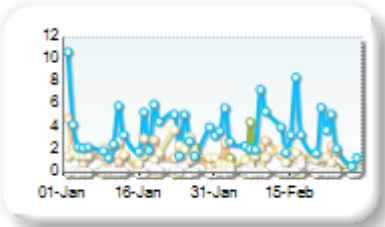
Market depth measures the amount of visible liquidity (bids and offers) in the order book within 10 or 50 BPS of mid price. The result is averaged over the stocks in the index and is based on measurements of the order book every 30 seconds. This is quoted in '000s of EUR.

Best Prices

At touch

Rank	Venue	Best Price (%)	Change
1	AQEU	3.66	-0.67
2	XMAD	1.44	-0.03
3	CEUX	1.03	-1.01
4	BATE	0.38	+0.45
5	TQEX	0.16	-0.09
6	CHIX	0.00	0.00
7	TRQX	0.00	+0.00
8	AQXE	0.00	+0.00

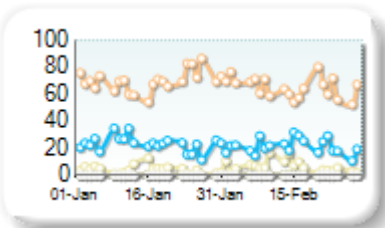
Best Prices Trend



25k EUR deal

Rank	Venue	Best Price (%)	Change
1	XMAD	64.84	-4.85
2	AQEU	21.48	-1.83
3	CEUX	6.66	+2.49
4	TQEX	0.04	+0.02
5	BATE	0.03	+0.03
6	CHIX	0.00	+0.00
7	TRQX	0.00	+0.00
8	AQXE	0.00	+0.00

Best Prices Trend

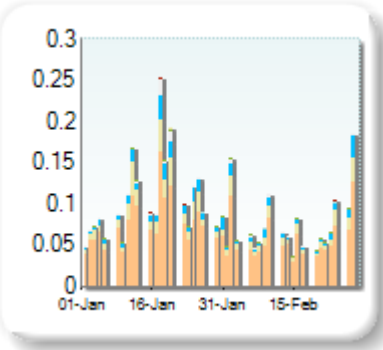


Best Price % measures how often each venue posts an absolute best price (no ties) for stocks. The result is averaged over the stocks in the index and is based on measurements of the order book every 5 seconds.

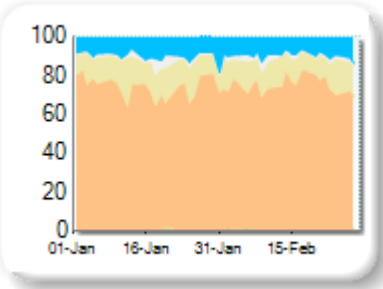
Market Share

Rank	Venue	Market Share	Change
1	XMAD	73.72%	+2.08
2	CEUX	13.72%	-1.19
3	AQEU	10.05%	-0.19
4	TQEX	2.15%	-0.73
5	BATE	0.32%	+0.14
6	TRQX	0.03%	+0.01
7	CHIX	0.01%	-0.02

Volume Trend



Market Share Trend



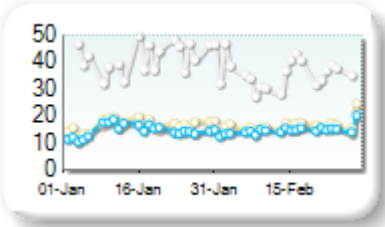
Market share is based on on-book value traded during continuous trading. The share is calculated by averaging over all stocks in the index. The current value shown is for last week and the change is relative to the previous week.

Spreads

At touch

Rank	Venue	Spread (bps)	Change
1	AQEU	14.74	+0.11
2	XMAD	15.15	+0.35
3	CEUX	16.60	-0.15
4	TQEX	37.25	-6.92
5	BATE	442.00	+18.75

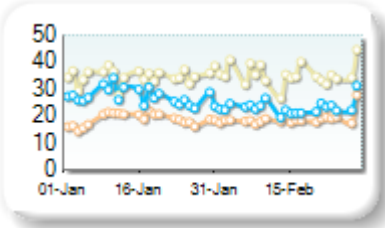
Monthly Spread Trend



25k EUR deal

Rank	Venue	Spread (bps)	Change
1	XMAD	18.90	+0.08
2	AQEU	23.19	-4.05
3	CEUX	35.34	+0.63

Monthly Spread Trend



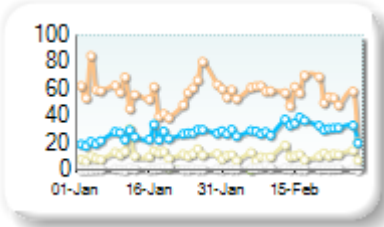
Spreads measure the bid to offer spread of the best visible orders in the book. The result is averaged over the stocks in the index and is based on measurements of the order books every 30 seconds. The value for the spread is quoted in basis points (0.01%).

Book Depths

10BPS Depth (top of book)

Rank	Venue	Depth (1K EUR)	Change
1	XMAD	55.7	-2.4
2	AQEU	30.6	+5.1
3	CEUX	10.8	-1.2
4	TQEX	1.5	+0.4
5	BATE	0.2	-0.1

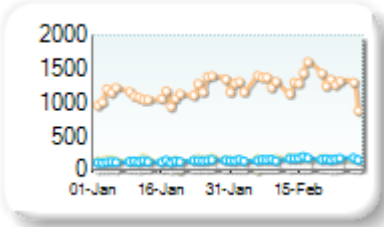
Monthly Depth Trend



50BPS Depth (deeper into book)

Rank	Venue	Depth (1K EUR)	Change
1	XMAD	1,295.8	+155.3
2	AQEU	160.9	+30.6
3	CEUX	153.8	+6.2
4	TQEX	27.9	+2.1
5	BATE	2.2	+0.2

Monthly Depth Trend



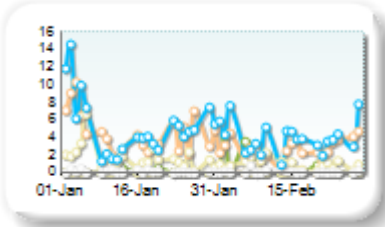
Market depth measures the amount of visible liquidity (bids and offers) in the order book within 10 or 50 BPS of mid price. The result is averaged over the stocks in the index and is based on measurements of the order book every 30 seconds. This is quoted in '000s of EUR.

Best Prices

At touch

Rank	Venue	Best Price (%)	Change
1	AQEU	3.95	-1.46
2	XMAD	2.72	-1.56
3	CEUX	0.94	-0.57
4	BATE	0.55	-0.02
5	TQEX	0.14	-0.02
6	CHIX	0.00	+0.00
7	TRQX	0.00	+0.00
8	AQXE	0.00	+0.00

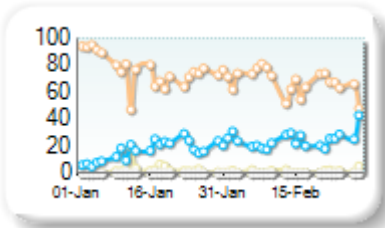
Best Prices Trend



25k EUR deal

Rank	Venue	Best Price (%)	Change
1	XMAD	67.38	-8.81
2	AQEU	24.71	+7.97
3	CEUX	1.33	-1.43
4	TQEX	0.01	-0.03
5	CHIX	0.00	+0.00
6	TRQX	0.00	+0.00
7	BATE	0.00	+0.00
8	AQXE	0.00	+0.00

Best Prices Trend

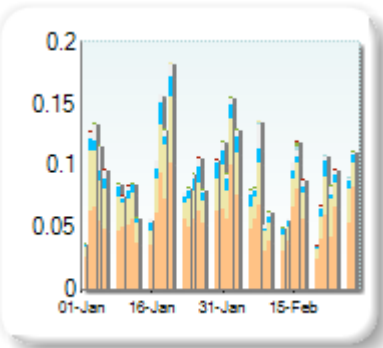


Best Price % measures how often each venue posts an absolute best price (no ties) for stocks. The result is averaged over the stocks in the index and is based on measurements of the order book every 5 seconds.

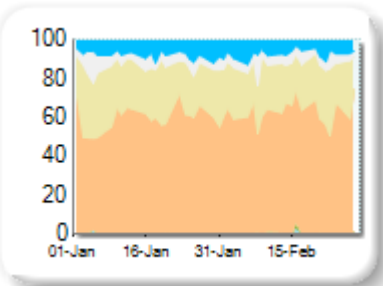
Market Share

Rank	Venue	Market Share	Change
1	XMAD	61.93%	+4.20
2	CEUX	24.14%	-3.46
3	AQEU	7.47%	-0.65
4	TQEX	5.78%	-0.47
5	TRQX	0.36%	+0.25
6	BATE	0.27%	+0.14
7	CHIX	0.03%	+0.02
8	AQXE	0.01%	-0.02

Volume Trend



Market Share Trend



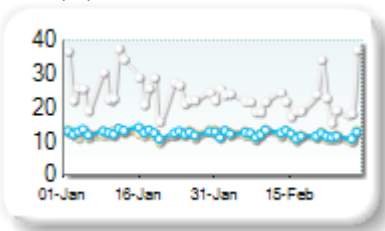
Market share is based on on-book value traded during continuous trading. The share is calculated by averaging over all stocks in the index. The current value shown is for last week and the change is relative to the previous week.

Spreads

At touch

Rank	Venue	Spread (bps)	Change
1	CEUX	11.62	-0.54
2	AQEU	12.02	-0.68
3	XMAD	12.15	-0.61
4	TQEX	22.51	-3.16

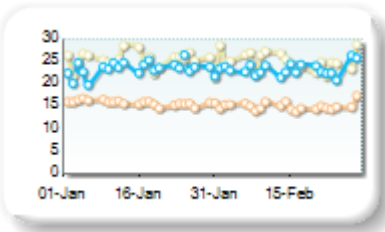
Monthly Spread Trend



25k EUR deal

Rank	Venue	Spread (bps)	Change
1	XMAD	15.04	-0.79
2	AQEU	23.25	-0.12
3	CEUX	25.03	-0.21
4	TQEX	235.76	+123.17

Monthly Spread Trend



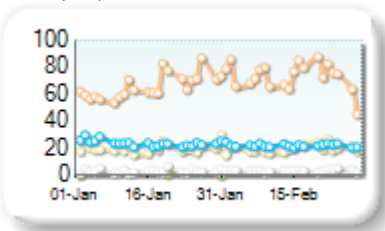
Spreads measure the bid to offer spread of the best visible orders in the book. The result is averaged over the stocks in the index and is based on measurements of the order books every 30 seconds. The value for the spread is quoted in basis points (0.01%).

Book Depths

10BPS Depth (top of book)

Rank	Venue	Depth (1K EUR)	Change
1	XMAD	73.2	+7.5
2	AQEU	22.1	-1.7
3	CEUX	20.0	-0.2
4	TQEX	3.7	+0.5
5	BATE	1.2	+0.1
6	CHIX	0.0	+0.0

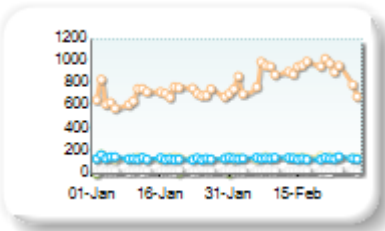
Monthly Depth Trend



50BPS Depth (deeper into book)

Rank	Venue	Depth (1K EUR)	Change
1	XMAD	895.5	+189.4
2	CEUX	143.6	+2.3
3	AQEU	140.2	+0.6
4	TQEX	32.5	+1.7
5	CHIX	7.1	+0.5
6	BATE	6.8	-1.3

Monthly Depth Trend



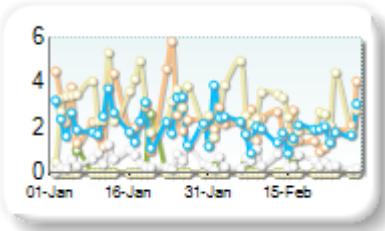
Market depth measures the amount of visible liquidity (bids and offers) in the order book within 10 or 50 BPS of mid price. The result is averaged over the stocks in the index and is based on measurements of the order book every 30 seconds. This is quoted in '000s of EUR.

Best Prices

At touch

Rank	Venue	Best Price (%)	Change
1	CEUX	2.72	-0.16
2	XMAD	2.05	-0.69
3	AQEU	1.95	-0.46
4	TQEX	0.52	-0.07
5	BATE	0.08	-0.11
6	CHIX	0.00	+0.00
7	TRQX	0.00	+0.00
8	AQXE	0.00	+0.00

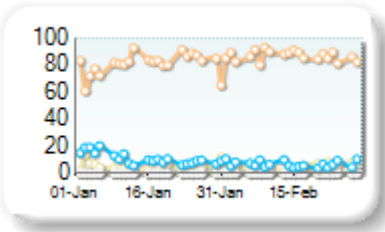
Best Prices Trend



25k EUR deal

Rank	Venue	Best Price (%)	Change
1	XMAD	86.69	+5.91
2	AQEU	6.70	-4.30
3	CEUX	4.64	-0.73
4	TQEX	0.05	+0.04
5	CHIX	0.00	+0.00
6	TRQX	0.00	+0.00
7	BATE	0.00	+0.00
8	AQXE	0.00	+0.00

Best Prices Trend

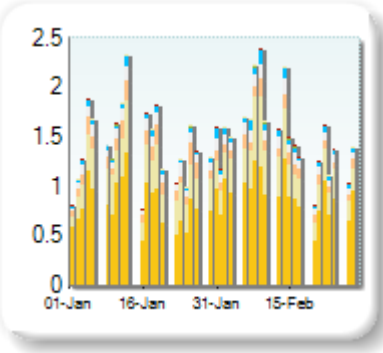


Best Price % measures how often each venue posts an absolute best price (no ties) for stocks. The result is averaged over the stocks in the index and is based on measurements of the order book every 5 seconds.

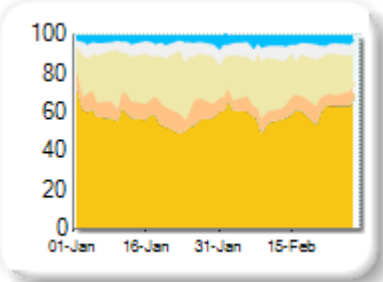
Market Share

Rank	Venue	Market Share	Change
1	ENXT	59.58%	+1.81
2	CEUX	22.56%	-0.47
3	XMAD	6.44%	-2.15
4	TQEX	6.29%	-0.25
5	AQEU	4.86%	+0.95
6	BATE	0.14%	+0.04
7	TRQX	0.11%	+0.09
8	CHIX	0.03%	-0.01
9	AQXE	0.01%	-0.01

Volume Trend



Market Share Trend



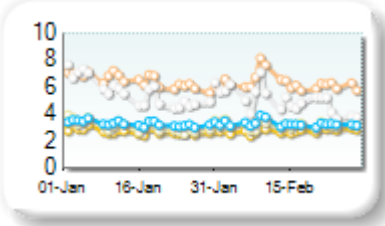
Market share is based on on-book value traded during continuous trading. The share is calculated by averaging over all stocks in the index. The current value shown is for last week and the change is relative to the previous week.

Spreads

At touch

Rank	Venue	Spread (bps)	Change
1	ENXT	2.78	+0.04
2	CEUX	3.19	+0.05
3	AQEU	3.29	-0.02
4	TQEX	4.98	-0.71
5	XMAD	6.34	-0.16
6	BATE	160.98	+6.97
7	CHIX	227.00	+24.03
8	TRQX	501.00	n/a
9	AQXE	501.00	n/a

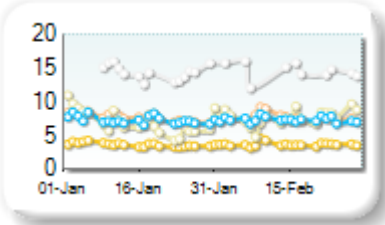
Monthly Spread Trend



25k EUR deal

Rank	Venue	Spread (bps)	Change
1	ENXT	3.69	+0.03
2	AQEU	7.34	+0.04
3	XMAD	7.61	-0.11
4	CEUX	7.66	+0.66
5	TQEX	17.53	+2.03
6	BATE	166.97	-73.91

Monthly Spread Trend



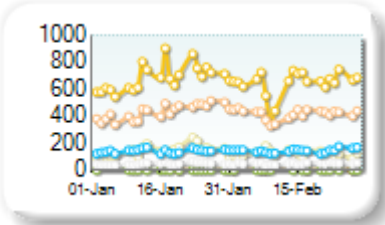
Spreads measure the bid to offer spread of the best visible orders in the book. The result is averaged over the stocks in the index and is based on measurements of the order books every 30 seconds. The value for the spread is quoted in basis points (0.01%).

Book Depths

10BPS Depth (top of book)

Rank	Venue	Depth (1K EUR)	Change
1	ENXT	641.3	-40.4
2	XMAD	416.0	-15.7
3	AQEU	144.6	+2.6
4	CEUX	124.1	-21.8
5	TQEX	48.9	+1.2
6	BATE	0.7	-0.1
7	CHIX	0.2	0.0

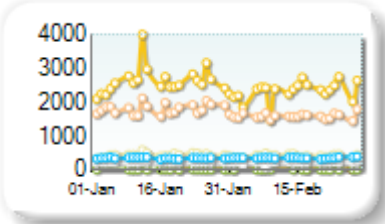
Monthly Depth Trend



50BPS Depth (deeper into book)

Rank	Venue	Depth (1K EUR)	Change
1	ENXT	2,317.3	-291.0
2	XMAD	1,586.9	-205.7
3	CEUX	428.5	-17.6
4	AQEU	358.2	+7.7
5	TQEX	226.8	-14.8
6	BATE	11.4	-1.7
7	CHIX	9.0	-1.1

Monthly Depth Trend



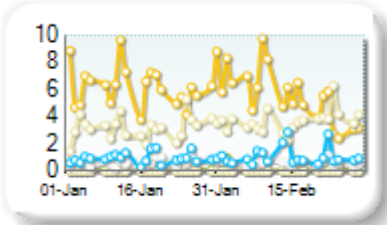
Market depth measures the amount of visible liquidity (bids and offers) in the order book within 10 or 50 BPS of mid price. The result is averaged over the stocks in the index and is based on measurements of the order book every 30 seconds. This is quoted in '000s of EUR.

Best Prices

At touch

Rank	Venue	Best Price (%)	Change
1	ENXT	5.50	-0.68
2	CEUX	3.66	+0.40
3	AQEU	1.10	+0.43
4	TQEX	0.60	-0.05
5	BATE	0.12	-0.01
6	CHIX	0.02	+0.03
7	TRQX	0.00	+0.00
8	AQXE	0.00	0.00

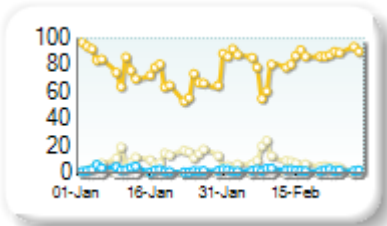
Best Prices Trend



25k EUR deal

Rank	Venue	Best Price (%)	Change
1	ENXT	83.40	+8.54
2	CEUX	7.65	-2.38
3	AQEU	2.25	-0.23
4	TQEX	0.41	+0.13
5	CHIX	0.00	+0.00
6	TRQX	0.00	+0.00
7	BATE	0.00	0.00
8	AQXE	0.00	+0.00

Best Prices Trend

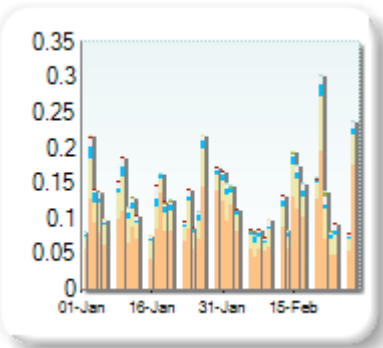


Best Price % measures how often each venue posts an absolute best price (no ties) for stocks. The result is averaged over the stocks in the index and is based on measurements of the order book every 5 seconds.

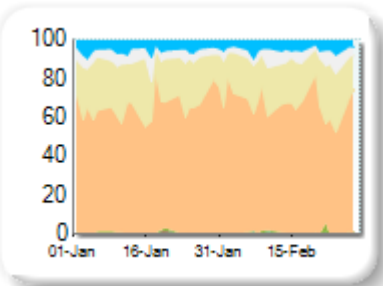
Market Share

Rank	Venue	Market Share	Change
1	XMAD	66.92%	+1.59
2	CEUX	21.80%	-0.83
3	TQEX	5.15%	-0.29
4	AQEU	5.14%	-0.66
5	BATE	0.56%	+0.06
6	TRQX	0.24%	+0.21
7	CHIX	0.18%	-0.06
8	AQXE	0.00%	0.00

Volume Trend



Market Share Trend



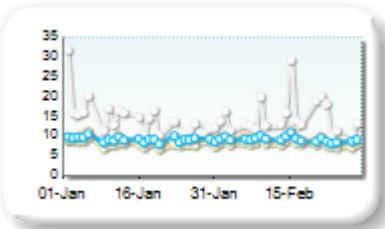
Market share is based on on-book value traded during continuous trading. The share is calculated by averaging over all stocks in the index. The current value shown is for last week and the change is relative to the previous week.

Spreads

At touch

Rank	Venue	Spread (bps)	Change
1	CEUX	8.18	+0.13
2	AQEU	9.19	+0.04
3	XMAD	9.41	+0.27
4	TQEX	14.94	+0.23
5	BATE	270.42	n/a

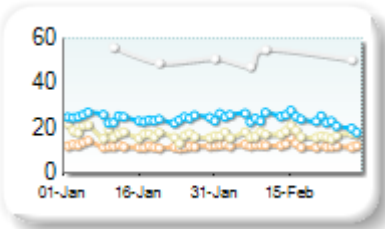
Monthly Spread Trend



25k EUR deal

Rank	Venue	Spread (bps)	Change
1	XMAD	12.51	+0.44
2	CEUX	17.21	-0.27
3	AQEU	24.07	-0.18
4	TQEX	57.29	-0.57

Monthly Spread Trend



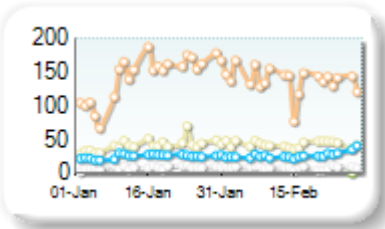
Spreads measure the bid to offer spread of the best visible orders in the book. The result is averaged over the stocks in the index and is based on measurements of the order books every 30 seconds. The value for the spread is quoted in basis points (0.01%).

Book Depths

10BPS Depth (top of book)

Rank	Venue	Depth (1K EUR)	Change
1	XMAD	137.0	-6.4
2	CEUX	43.0	+1.5
3	AQEU	26.5	+1.3
4	TQEX	8.5	0.0
5	BATE	0.5	-0.2
6	CHIX	0.0	0.0

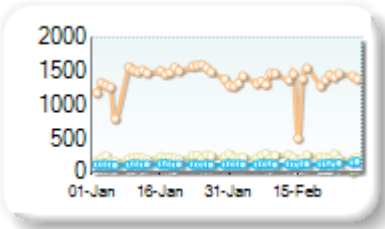
Monthly Depth Trend



50BPS Depth (deeper into book)

Rank	Venue	Depth (1K EUR)	Change
1	XMAD	1,341.9	-76.5
2	CEUX	223.1	+6.3
3	AQEU	121.9	+8.3
4	TQEX	51.3	+0.9
5	BATE	9.5	+0.9
6	CHIX	2.1	+0.1

Monthly Depth Trend



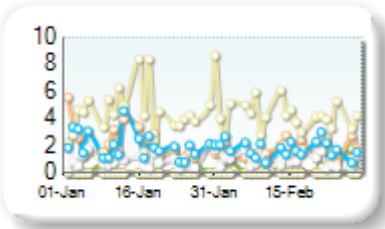
Market depth measures the amount of visible liquidity (bids and offers) in the order book within 10 or 50 BPS of mid price. The result is averaged over the stocks in the index and is based on measurements of the order book every 30 seconds. This is quoted in '000s of EUR.

Best Prices

At touch

Rank	Venue	Best Price (%)	Change
1	CEUX	4.22	+0.04
2	AQEU	1.79	-0.27
3	XMAD	1.72	-0.65
4	TQEX	0.96	-0.06
5	BATE	0.55	+0.51
6	CHIX	0.01	+0.00
7	TRQX	0.00	+0.00
8	AQXE	0.00	+0.00

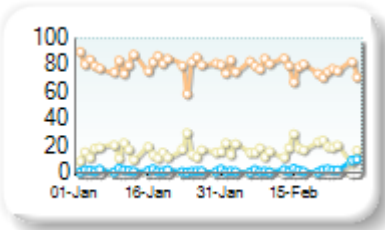
Best Prices Trend



25k EUR deal

Rank	Venue	Best Price (%)	Change
1	XMAD	77.57	-2.68
2	CEUX	18.14	+2.22
3	AQEU	2.64	+0.77
4	BATE	0.05	+0.05
5	TQEX	0.02	+0.01
6	CHIX	0.00	+0.00
7	TRQX	0.00	+0.00
8	AQXE	0.00	+0.00

Best Prices Trend

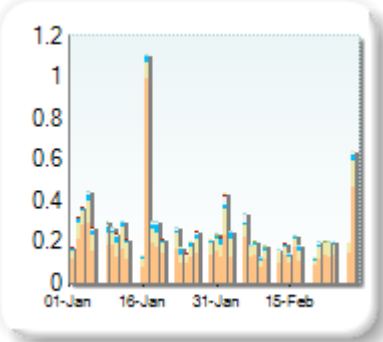


Best Price % measures how often each venue posts an absolute best price (no ties) for stocks. The result is averaged over the stocks in the index and is based on measurements of the order book every 5 seconds.

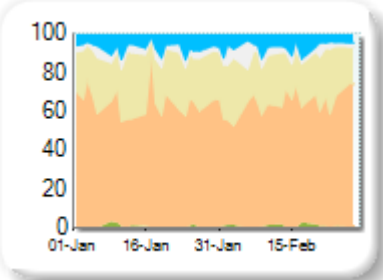
Market Share

Rank	Venue	Market Share	Change
1	XMAD	63.72%	-3.65
2	CEUX	23.93%	+1.88
3	AQEU	6.44%	-0.12
4	TQEX	4.84%	+1.70
5	BATE	0.72%	+0.07
6	TRQX	0.17%	+0.13
7	CHIX	0.17%	+0.01
8	AQXE	0.00%	-0.02

Volume Trend



Market Share Trend



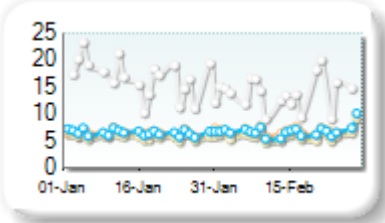
Market share is based on on-book value traded during continuous trading. The share is calculated by averaging over all stocks in the index. The current value shown is for last week and the change is relative to the previous week.

Spreads

At touch

Rank	Venue	Spread (bps)	Change
1	CEUX	6.12	+0.19
2	AQEU	6.83	+0.23
3	XMAD	7.02	+0.43
4	TQEX	16.80	-1.14
5	BATE	153.92	+63.99

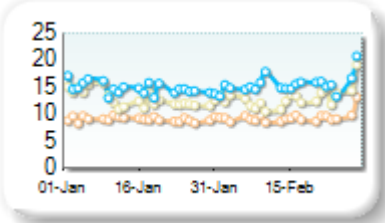
Monthly Spread Trend



25k EUR deal

Rank	Venue	Spread (bps)	Change
1	XMAD	9.40	+0.30
2	CEUX	12.97	+0.14
3	AQEU	15.48	+0.77
4	TQEX	57.84	-2.15
5	BATE	166.38	+6.81

Monthly Spread Trend



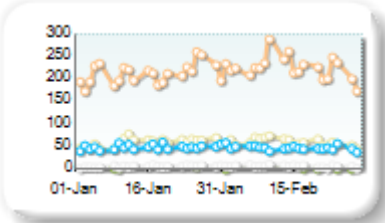
Spreads measure the bid to offer spread of the best visible orders in the book. The result is averaged over the stocks in the index and is based on measurements of the order books every 30 seconds. The value for the spread is quoted in basis points (0.01%).

Book Depths

10BPS Depth (top of book)

Rank	Venue	Depth (1K EUR)	Change
1	XMAD	224.9	+13.4
2	CEUX	60.2	+1.1
3	AQEU	47.4	-1.5
4	TQEX	6.9	+0.3
5	BATE	0.9	-0.1
6	CHIX	0.0	+0.0

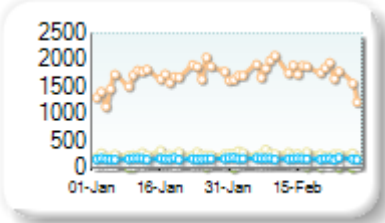
Monthly Depth Trend



50BPS Depth (deeper into book)

Rank	Venue	Depth (1K EUR)	Change
1	XMAD	1,773.6	+103.8
2	CEUX	265.9	+11.2
3	AQEU	174.7	+2.6
4	TQEX	62.5	+4.7
5	CHIX	21.4	-0.7
6	BATE	11.6	-0.1

Monthly Depth Trend



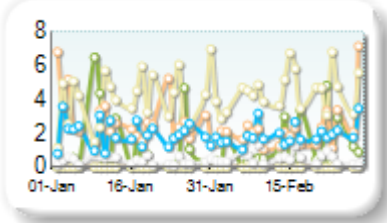
Market depth measures the amount of visible liquidity (bids and offers) in the order book within 10 or 50 BPS of mid price. The result is averaged over the stocks in the index and is based on measurements of the order book every 30 seconds. This is quoted in '000s of EUR.

Best Prices

At touch

Rank	Venue	Best Price (%)	Change
1	CEUX	4.46	+0.13
2	XMAD	2.22	-0.35
3	AQEU	1.90	-0.12
4	BATE	1.11	+0.11
5	TQEX	0.54	+0.03
6	CHIX	0.00	+0.00
7	TRQX	0.00	+0.00
8	AQXE	0.00	+0.00

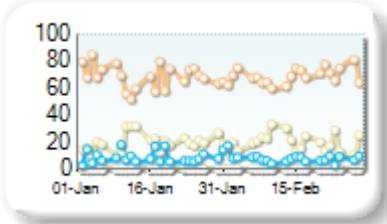
Best Prices Trend



25k EUR deal

Rank	Venue	Best Price (%)	Change
1	XMAD	69.02	+0.71
2	CEUX	20.30	+0.25
3	AQEU	8.07	-1.12
4	TQEX	0.10	+0.03
5	BATE	0.01	+0.01
6	CHIX	0.00	+0.00
7	TRQX	0.00	+0.00
8	AQXE	0.00	+0.00

Best Prices Trend

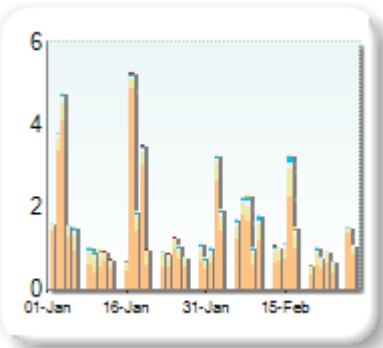


Best Price % measures how often each venue posts an absolute best price (no ties) for stocks. The result is averaged over the stocks in the index and is based on measurements of the order book every 5 seconds.

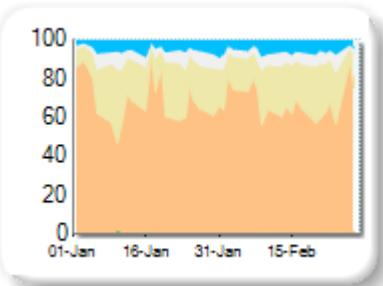
Market Share

Rank	Venue	Market Share	Change
1	XMAD	69.84%	-7.11
2	CEUX	19.30%	+4.27
3	AQEU	5.19%	+1.47
4	TQEX	5.16%	+1.20
5	BATE	0.23%	-0.03
6	CHIX	0.15%	+0.09
7	TRQX	0.12%	+0.11
8	AQXE	0.01%	+0.00

Volume Trend



Market Share Trend



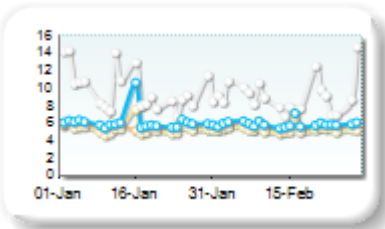
Market share is based on on-book value traded during continuous trading. The share is calculated by averaging over all stocks in the index. The current value shown is for last week and the change is relative to the previous week.

Spreads

At touch

Rank	Venue	Spread (bps)	Change
1	CEUX	5.35	-0.08
2	XMAD	5.72	+0.05
3	AQEU	5.97	-0.21
4	TQEX	10.05	+0.18
5	BATE	402.05	+26.20

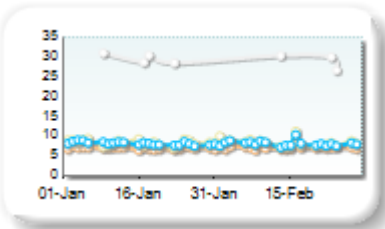
Monthly Spread Trend



25k EUR deal

Rank	Venue	Spread (bps)	Change
1	XMAD	6.95	+0.07
2	AQEU	8.06	-0.06
3	CEUX	8.26	+0.00
4	TQEX	45.15	+4.75
5	BATE	452.58	+5.82

Monthly Spread Trend



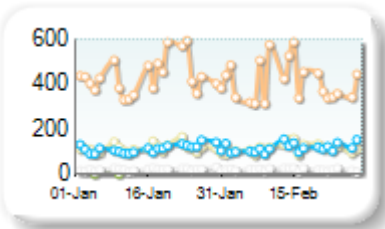
Spreads measure the bid to offer spread of the best visible orders in the book. The result is averaged over the stocks in the index and is based on measurements of the order books every 30 seconds. The value for the spread is quoted in basis points (0.01%).

Book Depths

10BPS Depth (top of book)

Rank	Venue	Depth (1K EUR)	Change
1	XMAD	411.9	-19.9
2	AQEU	117.2	+3.9
3	CEUX	114.5	-0.3
4	TQEX	20.9	-0.5
5	AQXE	0.7	+0.1
6	BATE	0.2	-0.5
7	CHIX	0.0	+0.0

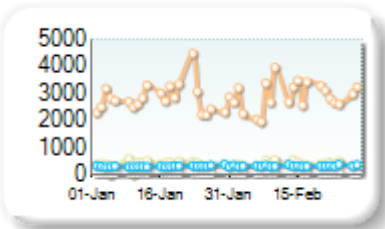
Monthly Depth Trend



50BPS Depth (deeper into book)

Rank	Venue	Depth (1K EUR)	Change
1	XMAD	2,907.1	+80.9
2	CEUX	424.6	-2.2
3	AQEU	337.6	+16.2
4	TQEX	97.9	+2.1
5	BATE	2.9	-3.9
6	CHIX	2.5	-0.1
7	AQXE	0.7	+0.1

Monthly Depth Trend



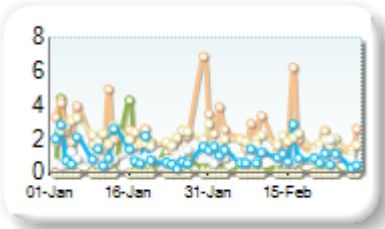
Market depth measures the amount of visible liquidity (bids and offers) in the order book within 10 or 50 BPS of mid price. The result is averaged over the stocks in the index and is based on measurements of the order book every 30 seconds. This is quoted in '000s of EUR.

Best Prices

At touch

Rank	Venue	Best Price (%)	Change
1	XMAD	2.27	-0.50
2	CEUX	1.81	-0.39
3	AQEU	0.99	-0.22
4	TQEX	0.89	+0.00
5	BATE	0.27	-0.28
6	CHIX	0.00	0.00
7	TRQX	0.00	+0.00
8	AQXE	0.00	+0.00

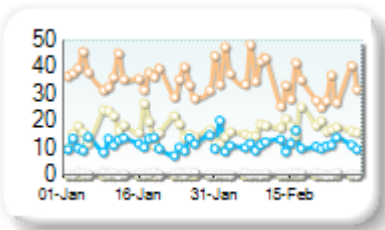
Best Prices Trend



25k EUR deal

Rank	Venue	Best Price (%)	Change
1	XMAD	35.02	-1.36
2	CEUX	17.11	-0.11
3	AQEU	11.60	+0.12
4	TQEX	0.68	-0.13
5	BATE	0.01	0.00
6	CHIX	0.00	+0.00
7	TRQX	0.00	+0.00
8	AQXE	0.00	+0.00

Best Prices Trend

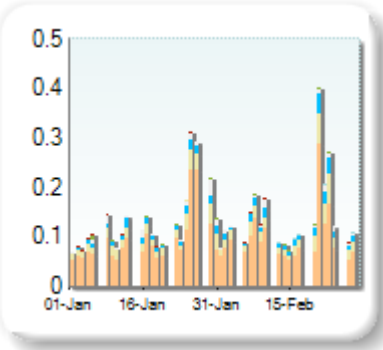


Best Price % measures how often each venue posts an absolute best price (no ties) for stocks. The result is averaged over the stocks in the index and is based on measurements of the order book every 5 seconds.

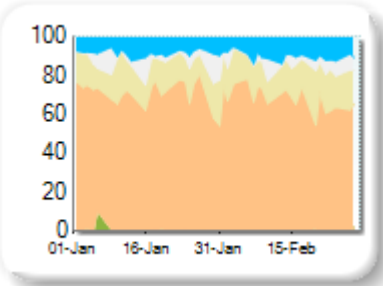
Market Share

Rank	Venue	Market Share	Change
1	XMAD	67.46%	-2.73
2	CEUX	17.20%	+1.95
3	AQEU	10.41%	+1.99
4	TQEX	4.73%	-0.85
5	BATE	0.09%	-0.40
6	TRQX	0.08%	+0.08
7	CHIX	0.03%	-0.03

Volume Trend



Market Share Trend



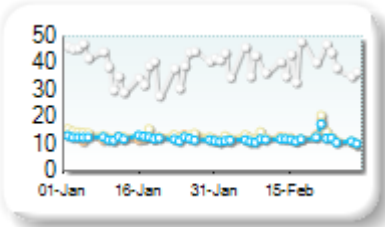
Market share is based on on-book value traded during continuous trading. The share is calculated by averaging over all stocks in the index. The current value shown is for last week and the change is relative to the previous week.

Spreads

At touch

Rank	Venue	Spread (bps)	Change
1	AQEU	11.75	-0.44
2	XMAD	12.14	-0.23
3	CEUX	12.72	-0.55
4	TQEX	42.23	+3.33

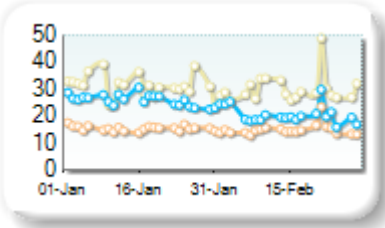
Monthly Spread Trend



25k EUR deal

Rank	Venue	Spread (bps)	Change
1	XMAD	15.02	-0.47
2	AQEU	20.52	-5.39
3	CEUX	30.02	-1.07
4	TQEX	78.50	-1.15

Monthly Spread Trend



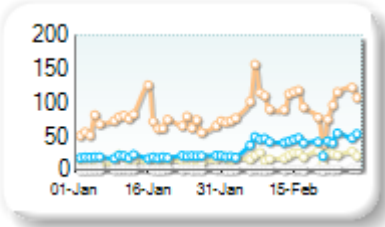
Spreads measure the bid to offer spread of the best visible orders in the book. The result is averaged over the stocks in the index and is based on measurements of the order books every 30 seconds. The value for the spread is quoted in basis points (0.01%).

Book Depths

10BPS Depth (top of book)

Rank	Venue	Depth (1K EUR)	Change
1	XMAD	97.7	+26.1
2	AQEU	40.0	+20.0
3	CEUX	20.8	+6.2
4	BATE	1.8	+0.2
5	TQEX	1.5	+0.2

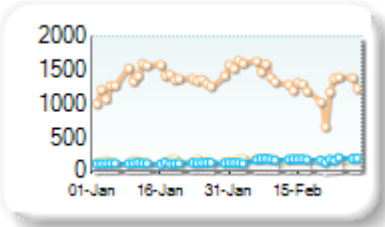
Monthly Depth Trend



50BPS Depth (deeper into book)

Rank	Venue	Depth (1K EUR)	Change
1	XMAD	1,329.9	-30.4
2	AQEU	167.9	+48.9
3	CEUX	148.6	+6.2
4	TQEX	29.7	-2.2
5	BATE	5.3	-0.1
6	CHIX	4.5	+0.1

Monthly Depth Trend



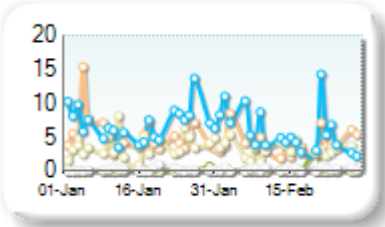
Market depth measures the amount of visible liquidity (bids and offers) in the order book within 10 or 50 BPS of mid price. The result is averaged over the stocks in the index and is based on measurements of the order book every 30 seconds. This is quoted in '000s of EUR.

Best Prices

At touch

Rank	Venue	Best Price (%)	Change
1	AQEU	5.87	-0.90
2	XMAD	4.14	-0.06
3	CEUX	3.14	-0.86
4	TQEX	0.29	+0.13
5	BATE	0.15	-0.03
6	CHIX	0.00	+0.00
7	TRQX	0.00	+0.00
8	AQXE	0.00	+0.00

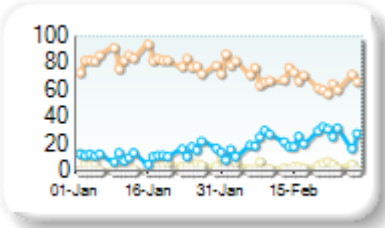
Best Prices Trend



25k EUR deal

Rank	Venue	Best Price (%)	Change
1	XMAD	69.24	-11.64
2	AQEU	22.76	+10.17
3	CEUX	3.69	-1.55
4	BATE	0.01	+0.01
5	TQEX	0.00	0.00
6	CHIX	0.00	+0.00
7	TRQX	0.00	+0.00
8	AQXE	0.00	+0.00

Best Prices Trend

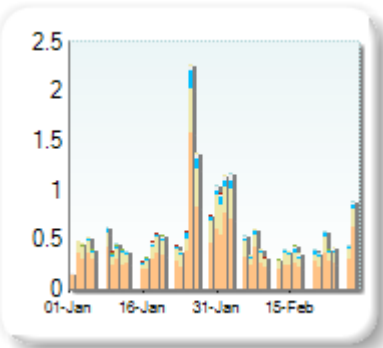


Best Price % measures how often each venue posts an absolute best price (no ties) for stocks. The result is averaged over the stocks in the index and is based on measurements of the order book every 5 seconds.

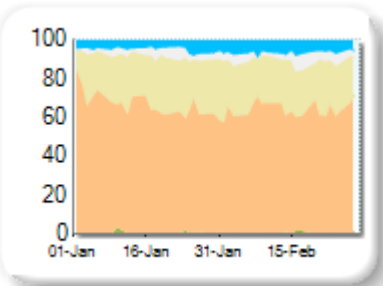
Market Share

Rank	Venue	Market Share	Change
1	XMAD	63.91%	-1.51
2	CEUX	24.77%	-0.29
3	AQEU	6.44%	+1.06
4	TQEX	4.33%	+0.91
5	BATE	0.39%	-0.05
6	CHIX	0.11%	-0.16
7	TRQX	0.05%	+0.04
8	AQXE	0.00%	0.00

Volume Trend



Market Share Trend



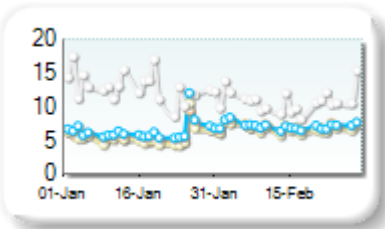
Market share is based on on-book value traded during continuous trading. The share is calculated by averaging over all stocks in the index. The current value shown is for last week and the change is relative to the previous week.

Spreads

At touch

Rank	Venue	Spread (bps)	Change
1	CEUX	6.70	+1.10
2	XMAD	7.04	+1.32
3	AQEU	7.14	+0.75
4	TQEX	10.84	-2.95
5	BATE	251.92	-9.64

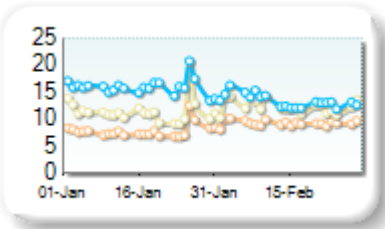
Monthly Spread Trend



25k EUR deal

Rank	Venue	Spread (bps)	Change
1	XMAD	9.27	+1.42
2	CEUX	12.40	+0.93
3	AQEU	13.38	-2.54
4	TQEX	54.84	-2.88

Monthly Spread Trend



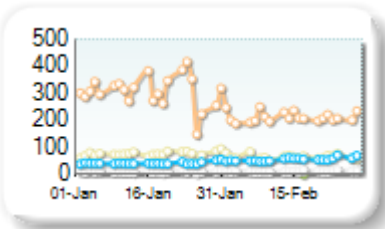
Spreads measure the bid to offer spread of the best visible orders in the book. The result is averaged over the stocks in the index and is based on measurements of the order books every 30 seconds. The value for the spread is quoted in basis points (0.01%).

Book Depths

10BPS Depth (top of book)

Rank	Venue	Depth (1K EUR)	Change
1	XMAD	211.4	-95.0
2	CEUX	63.8	-11.1
3	AQEU	54.9	+13.7
4	TQEX	11.4	+1.4
5	BATE	0.5	+0.0

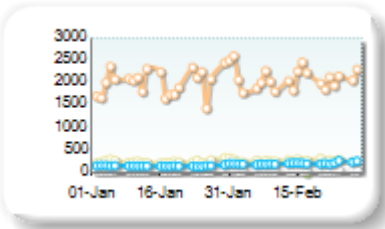
Monthly Depth Trend



50BPS Depth (deeper into book)

Rank	Venue	Depth (1K EUR)	Change
1	XMAD	2,083.4	+54.2
2	CEUX	281.1	+15.8
3	AQEU	218.3	+55.6
4	TQEX	66.3	+2.8
5	CHIX	3.1	-0.9
6	BATE	2.1	-0.7

Monthly Depth Trend



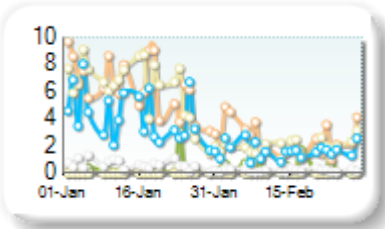
Market depth measures the amount of visible liquidity (bids and offers) in the order book within 10 or 50 BPS of mid price. The result is averaged over the stocks in the index and is based on measurements of the order book every 30 seconds. This is quoted in '000s of EUR.

Best Prices

At touch

Rank	Venue	Best Price (%)	Change
1	XMAD	2.43	-4.12
2	CEUX	2.00	-4.16
3	AQEU	1.65	-2.39
4	BATE	0.35	+0.01
5	TQEX	0.21	-0.43
6	CHIX	0.00	+0.00
7	TRQX	0.00	+0.00
8	AQXE	0.00	+0.00

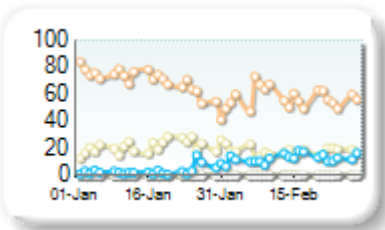
Best Prices Trend



25k EUR deal

Rank	Venue	Best Price (%)	Change
1	XMAD	57.49	-11.80
2	CEUX	17.35	-3.98
3	AQEU	12.57	+9.11
4	TQEX	0.23	+0.05
5	BATE	0.01	+0.01
6	CHIX	0.00	+0.00
7	TRQX	0.00	+0.00
8	AQXE	0.00	+0.00

Best Prices Trend

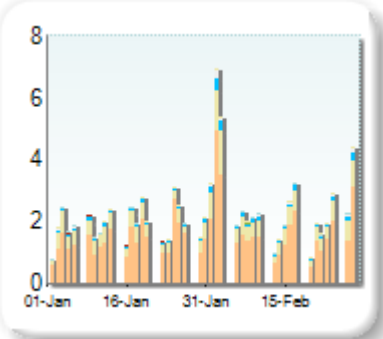


Best Price % measures how often each venue posts an absolute best price (no ties) for stocks. The result is averaged over the stocks in the index and is based on measurements of the order book every 5 seconds.

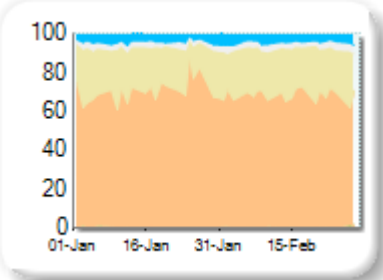
Market Share

Rank	Venue	Market Share	Change
1	XMAD	67.99%	-2.78
2	CEUX	23.02%	+1.11
3	AQEU	4.93%	+0.81
4	TQEX	3.36%	+0.59
5	BATE	0.49%	+0.24
6	CHIX	0.13%	-0.03
7	TRQX	0.08%	+0.05
8	AQXE	0.00%	+0.00

Volume Trend



Market Share Trend



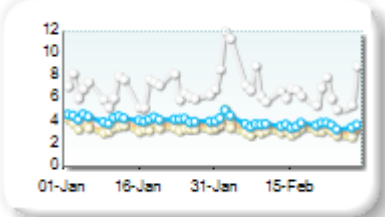
Market share is based on on-book value traded during continuous trading. The share is calculated by averaging over all stocks in the index. The current value shown is for last week and the change is relative to the previous week.

Spreads

At touch

Rank	Venue	Spread (bps)	Change
1	CEUX	3.29	-0.20
2	XMAD	3.43	-0.30
3	AQEU	3.83	-0.40
4	TQEX	7.30	+0.56
5	BATE	273.51	-70.83
6	CHIX	436.52	-29.77
7	TRQX	459.82	-41.18
8	AQXE	468.65	-31.85

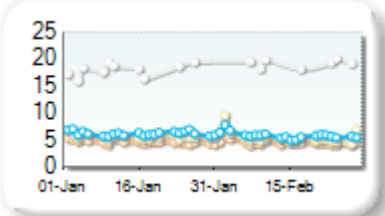
Monthly Spread Trend



25k EUR deal

Rank	Venue	Spread (bps)	Change
1	XMAD	4.55	-0.19
2	CEUX	5.53	-0.18
3	AQEU	5.88	-0.37
4	TQEX	24.53	+1.25
5	BATE	136.17	-202.90

Monthly Spread Trend



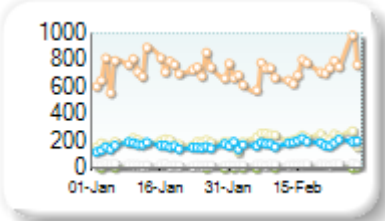
Spreads measure the bid to offer spread of the best visible orders in the book. The result is averaged over the stocks in the index and is based on measurements of the order books every 30 seconds. The value for the spread is quoted in basis points (0.01%).

Book Depths

10BPS Depth (top of book)

Rank	Venue	Depth (1K EUR)	Change
1	XMAD	722.1	-15.5
2	CEUX	221.3	+30.4
3	AQEU	184.4	+23.4
4	TQEX	28.7	+2.0
5	BATE	1.6	+1.3
6	CHIX	0.5	+0.1
7	AQXE	0.2	+0.0

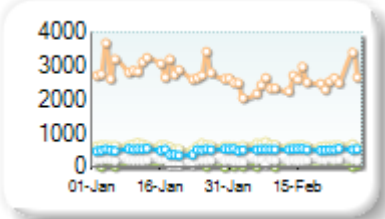
Monthly Depth Trend



50BPS Depth (deeper into book)

Rank	Venue	Depth (1K EUR)	Change
1	XMAD	2,522.0	-370.4
2	CEUX	651.3	+12.0
3	AQEU	522.5	+31.9
4	TQEX	209.5	+16.9
5	BATE	16.2	+9.8
6	CHIX	10.8	+9.4
7	TRQX	0.4	+0.0
8	AQXE	0.2	+0.0

Monthly Depth Trend



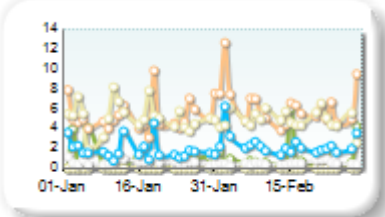
Market depth measures the amount of visible liquidity (bids and offers) in the order book within 10 or 50 BPS of mid price. The result is averaged over the stocks in the index and is based on measurements of the order book every 30 seconds. This is quoted in '000s of EUR.

Best Prices

At touch

Rank	Venue	Best Price (%)	Change
1	XMAD	6.29	-0.77
2	CEUX	4.90	-0.35
3	AQEU	2.34	+0.61
4	BATE	0.99	+0.12
5	TQEX	0.50	-0.11
6	CHIX	0.00	0.00
7	TRQX	0.00	+0.00
8	AQXE	0.00	+0.00

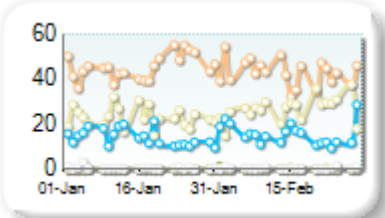
Best Prices Trend



25k EUR deal

Rank	Venue	Best Price (%)	Change
1	XMAD	42.90	-2.33
2	CEUX	26.75	+3.65
3	AQEU	15.55	+1.48
4	TQEX	0.53	-0.12
5	BATE	0.18	+0.14
6	CHIX	0.00	+0.00
7	TRQX	0.00	+0.00
8	AQXE	0.00	+0.00

Best Prices Trend

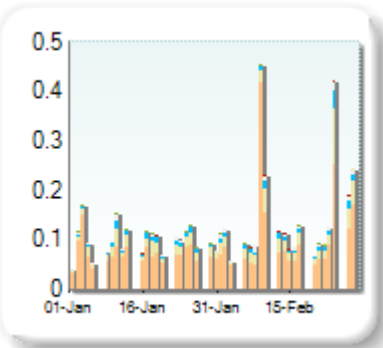


Best Price % measures how often each venue posts an absolute best price (no ties) for stocks. The result is averaged over the stocks in the index and is based on measurements of the order book every 5 seconds.

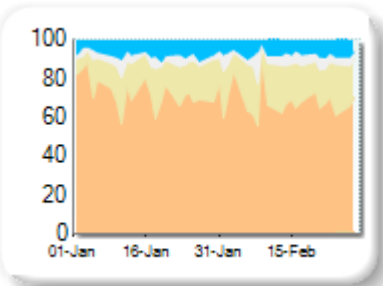
Market Share

Rank	Venue	Market Share	Change
1	XMAD	69.24%	-2.61
2	CEUX	18.85%	+2.63
3	AQEU	6.84%	-0.66
4	TQEX	4.69%	+0.31
5	TRQX	0.19%	+0.19
6	BATE	0.12%	+0.10
7	CHIX	0.06%	+0.05
8	AQXE	0.01%	+0.01

Volume Trend



Market Share Trend



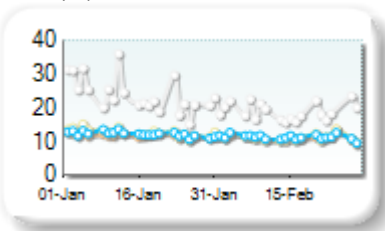
Market share is based on on-book value traded during continuous trading. The share is calculated by averaging over all stocks in the index. The current value shown is for last week and the change is relative to the previous week.

Spreads

At touch

Rank	Venue	Spread (bps)	Change
1	XMAD	10.98	-0.85
2	CEUX	11.08	-1.51
3	AQEU	11.26	-0.93
4	TQEX	20.29	-3.50

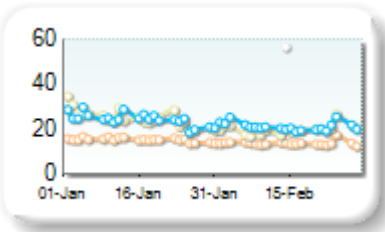
Monthly Spread Trend



25k EUR deal

Rank	Venue	Spread (bps)	Change
1	XMAD	13.77	-1.53
2	CEUX	19.96	-4.73
3	AQEU	21.14	-3.22
4	TQEX	59.93	-19.23

Monthly Spread Trend



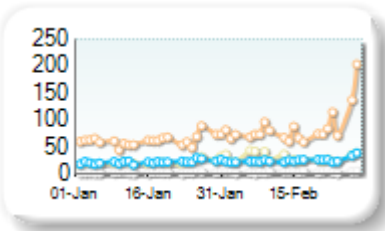
Spreads measure the bid to offer spread of the best visible orders in the book. The result is averaged over the stocks in the index and is based on measurements of the order books every 30 seconds. The value for the spread is quoted in basis points (0.01%).

Book Depths

10BPS Depth (top of book)

Rank	Venue	Depth (1K EUR)	Change
1	XMAD	85.8	+23.3
2	CEUX	29.4	+8.9
3	AQEU	25.8	+3.0
4	TQEX	4.8	+1.3
5	BATE	1.0	+0.1

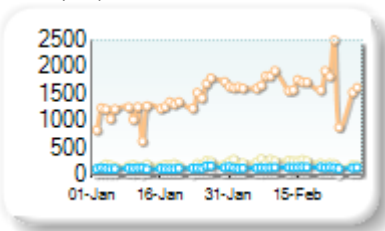
Monthly Depth Trend



50BPS Depth (deeper into book)

Rank	Venue	Depth (1K EUR)	Change
1	XMAD	1,693.0	+395.3
2	CEUX	236.8	+48.0
3	AQEU	138.1	+8.7
4	TQEX	43.9	+5.5
5	BATE	6.0	-0.3
6	CHIX	1.9	+0.2

Monthly Depth Trend



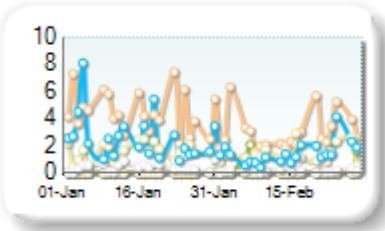
Market depth measures the amount of visible liquidity (bids and offers) in the order book within 10 or 50 BPS of mid price. The result is averaged over the stocks in the index and is based on measurements of the order book every 30 seconds. This is quoted in '000s of EUR.

Best Prices

At touch

Rank	Venue	Best Price (%)	Change
1	XMAD	3.01	-1.55
2	AQEU	1.44	-1.22
3	CEUX	1.42	-0.27
4	TQEX	0.32	-0.05
5	BATE	0.25	+0.23
6	CHIX	0.00	+0.00
7	TRQX	0.00	+0.00
8	AQXE	0.00	+0.00

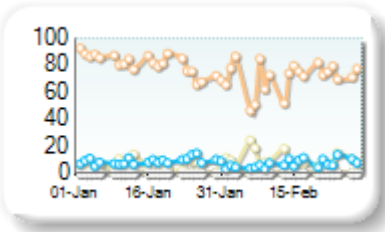
Best Prices Trend



25k EUR deal

Rank	Venue	Best Price (%)	Change
1	XMAD	71.12	-9.48
2	CEUX	9.89	+3.58
3	AQEU	7.04	-1.99
4	TQEX	0.02	-0.01
5	CHIX	0.00	+0.00
6	TRQX	0.00	+0.00
7	BATE	0.00	+0.00
8	AQXE	0.00	+0.00

Best Prices Trend

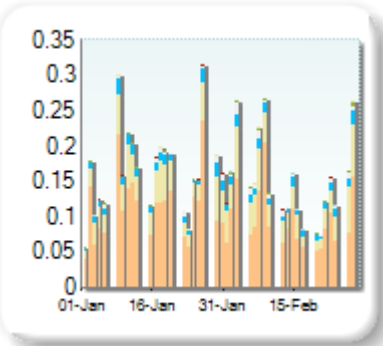


Best Price % measures how often each venue posts an absolute best price (no ties) for stocks. The result is averaged over the stocks in the index and is based on measurements of the order book every 5 seconds.

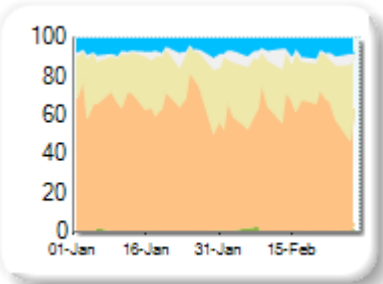
Market Share

Rank	Venue	Market Share	Change
1	XMAD	62.09%	-5.40
2	CEUX	25.79%	+3.01
3	AQEU	7.10%	+0.27
4	TQEX	3.92%	+1.40
5	BATE	0.94%	+0.62
6	TRQX	0.13%	+0.12
7	CHIX	0.03%	-0.02
8	AQXE	0.00%	0.00

Volume Trend



Market Share Trend



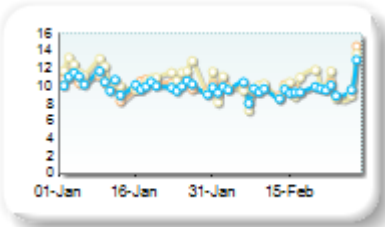
Market share is based on on-book value traded during continuous trading. The share is calculated by averaging over all stocks in the index. The current value shown is for last week and the change is relative to the previous week.

Spreads

At touch

Rank	Venue	Spread (bps)	Change
1	AQEU	9.69	-0.57
2	XMAD	9.88	-0.53
3	CEUX	10.02	-1.25
4	TQEX	52.34	+1.39
5	BATE	157.27	+12.03

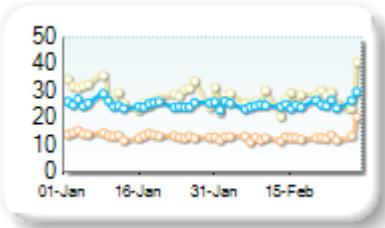
Monthly Spread Trend



25k EUR deal

Rank	Venue	Spread (bps)	Change
1	XMAD	12.98	-0.53
2	AQEU	24.97	-0.18
3	CEUX	27.40	-1.65

Monthly Spread Trend



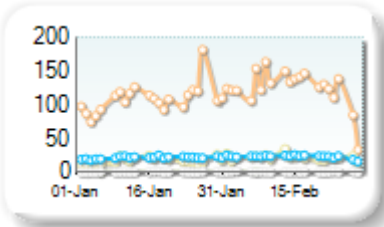
Spreads measure the bid to offer spread of the best visible orders in the book. The result is averaged over the stocks in the index and is based on measurements of the order books every 30 seconds. The value for the spread is quoted in basis points (0.01%).

Book Depths

10BPS Depth (top of book)

Rank	Venue	Depth (1K EUR)	Change
1	XMAD	124.6	+16.2
2	AQEU	23.2	+1.6
3	CEUX	21.8	+4.3
4	TQEX	0.9	+0.2
5	BATE	0.4	-0.2

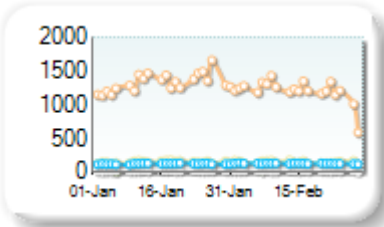
Monthly Depth Trend



50BPS Depth (deeper into book)

Rank	Venue	Depth (1K EUR)	Change
1	XMAD	1,200.3	-123.3
2	CEUX	151.9	-2.0
3	AQEU	128.6	+3.4
4	TQEX	24.0	+0.4
5	BATE	9.2	0.0

Monthly Depth Trend



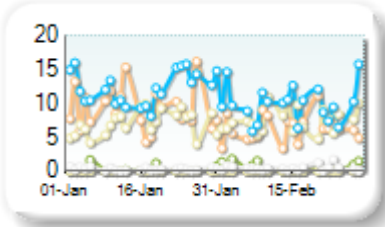
Market depth measures the amount of visible liquidity (bids and offers) in the order book within 10 or 50 BPS of mid price. The result is averaged over the stocks in the index and is based on measurements of the order book every 30 seconds. This is quoted in '000s of EUR.

Best Prices

At touch

Rank	Venue	Best Price (%)	Change
1	AQEU	9.81	-3.53
2	CEUX	7.47	+1.30
3	XMAD	6.27	-1.95
4	TQEX	0.48	+0.12
5	BATE	0.42	-0.17
6	CHIX	0.00	+0.00
7	TRQX	0.00	+0.00
8	AQXE	0.00	+0.00

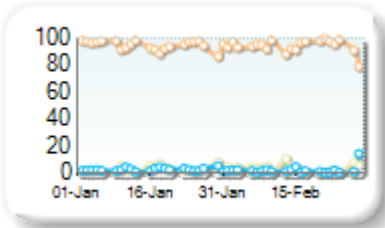
Best Prices Trend



25k EUR deal

Rank	Venue	Best Price (%)	Change
1	XMAD	93.87	-0.66
2	CEUX	3.51	+0.92
3	AQEU	2.37	-0.38
4	BATE	0.08	+0.08
5	TQEX	0.01	+0.00
6	CHIX	0.00	+0.00
7	TRQX	0.00	+0.00
8	AQXE	0.00	+0.00

Best Prices Trend

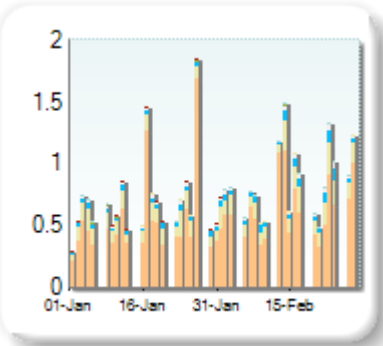


Best Price % measures how often each venue posts an absolute best price (no ties) for stocks. The result is averaged over the stocks in the index and is based on measurements of the order book every 5 seconds.

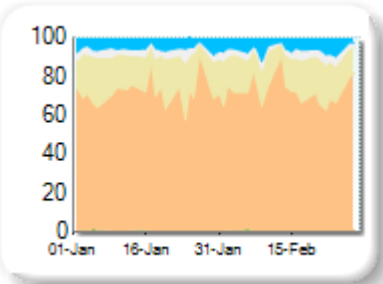
Market Share

Rank	Venue	Market Share	Change
1	XMAD	72.76%	-0.90
2	CEUX	17.10%	-0.26
3	AQEU	6.01%	+0.98
4	TQEX	3.57%	+0.20
5	BATE	0.34%	-0.02
6	CHIX	0.14%	-0.07
7	TRQX	0.10%	+0.07
8	AQXE	0.00%	0.00

Volume Trend



Market Share Trend



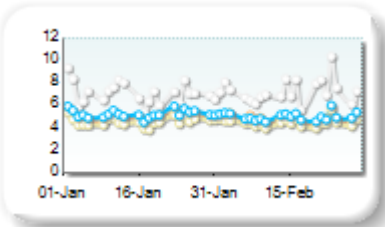
Market share is based on on-book value traded during continuous trading. The share is calculated by averaging over all stocks in the index. The current value shown is for last week and the change is relative to the previous week.

Spreads

At touch

Rank	Venue	Spread (bps)	Change
1	CEUX	4.49	-0.08
2	XMAD	4.86	-0.07
3	AQEU	5.03	-0.22
4	TQEX	7.30	+0.21
5	BATE	332.95	+4.97
6	AQXE	496.08	-4.38

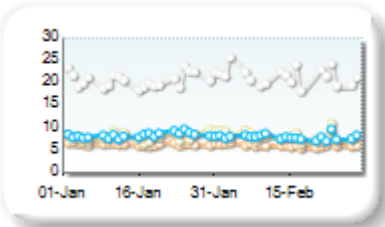
Monthly Spread Trend



25k EUR deal

Rank	Venue	Spread (bps)	Change
1	XMAD	6.28	-0.20
2	AQEU	8.03	-0.40
3	CEUX	8.27	+0.12
4	TQEX	23.11	+2.38
5	BATE	405.72	+119.02

Monthly Spread Trend



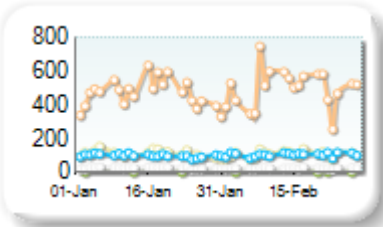
Spreads measure the bid to offer spread of the best visible orders in the book. The result is averaged over the stocks in the index and is based on measurements of the order books every 30 seconds. The value for the spread is quoted in basis points (0.01%).

Book Depths

10BPS Depth (top of book)

Rank	Venue	Depth (1K EUR)	Change
1	XMAD	497.6	+29.1
2	CEUX	105.9	-4.0
3	AQEU	103.7	+5.0
4	TQEX	24.1	-1.1
5	BATE	0.5	+0.0

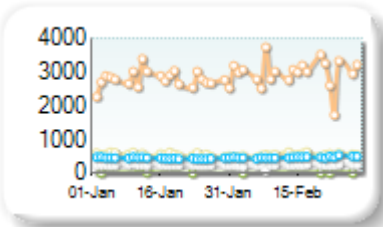
Monthly Depth Trend



50BPS Depth (deeper into book)

Rank	Venue	Depth (1K EUR)	Change
1	XMAD	2,973.6	+197.8
2	CEUX	544.1	-10.5
3	AQEU	470.9	+23.7
4	TQEX	235.5	-11.0
5	CHIX	7.7	-0.1
6	BATE	3.7	-1.3

Monthly Depth Trend



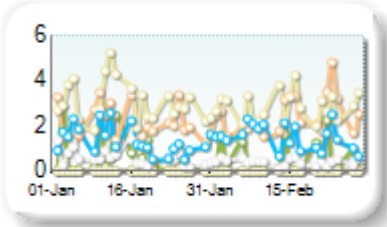
Market depth measures the amount of visible liquidity (bids and offers) in the order book within 10 or 50 BPS of mid price. The result is averaged over the stocks in the index and is based on measurements of the order book every 30 seconds. This is quoted in '000s of EUR.

Best Prices

At touch

Rank	Venue	Best Price (%)	Change
1	CEUX	2.86	-0.12
2	XMAD	2.46	-0.01
3	AQEU	1.51	+0.20
4	BATE	0.51	-0.25
5	TQEX	0.41	-0.19
6	CHIX	0.00	+0.00
7	TRQX	0.00	+0.00
8	AQXE	0.00	+0.00

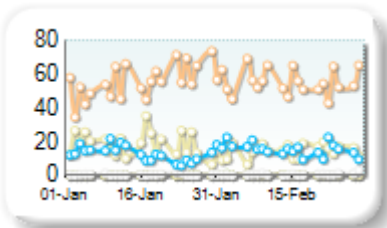
Best Prices Trend



25k EUR deal

Rank	Venue	Best Price (%)	Change
1	XMAD	55.33	-0.20
2	AQEU	15.39	+2.50
3	CEUX	14.56	-4.06
4	TQEX	0.70	+0.18
5	BATE	0.07	+0.06
6	CHIX	0.00	+0.00
7	TRQX	0.00	+0.00
8	AQXE	0.00	+0.00

Best Prices Trend

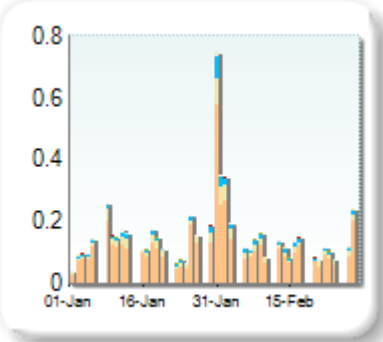


Best Price % measures how often each venue posts an absolute best price (no ties) for stocks. The result is averaged over the stocks in the index and is based on measurements of the order book every 5 seconds.

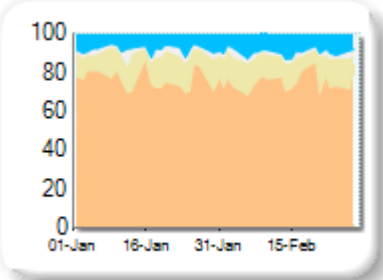
Market Share

Rank	Venue	Market Share	Change
1	XMAD	75.36%	-1.20
2	CEUX	13.13%	+0.33
3	AQEU	9.19%	+1.16
4	TQEX	2.19%	-0.30
5	BATE	0.05%	-0.03
6	TRQX	0.05%	+0.04
7	CHIX	0.02%	+0.01
8	AQXE	0.00%	0.00

Volume Trend



Market Share Trend



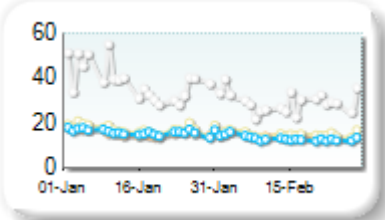
Market share is based on on-book value traded during continuous trading. The share is calculated by averaging over all stocks in the index. The current value shown is for last week and the change is relative to the previous week.

Spreads

At touch

Rank	Venue	Spread (bps)	Change
1	AQEU	13.21	-2.85
2	XMAD	13.97	-1.81
3	CEUX	15.00	-2.43
4	TQEX	29.31	-10.40

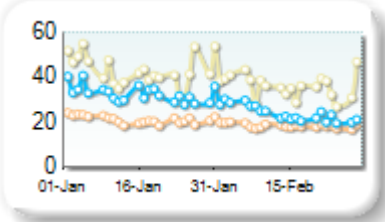
Monthly Spread Trend



25k EUR deal

Rank	Venue	Spread (bps)	Change
1	XMAD	18.48	-2.70
2	AQEU	23.94	-8.69
3	CEUX	36.05	-6.67

Monthly Spread Trend



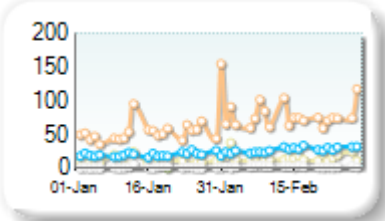
Spreads measure the bid to offer spread of the best visible orders in the book. The result is averaged over the stocks in the index and is based on measurements of the order books every 30 seconds. The value for the spread is quoted in basis points (0.01%).

Book Depths

10BPS Depth (top of book)

Rank	Venue	Depth (1K EUR)	Change
1	XMAD	76.6	+19.0
2	AQEU	27.4	+7.1
3	CEUX	16.7	+4.5
4	TQEX	2.9	+1.3
5	BATE	0.3	+0.0

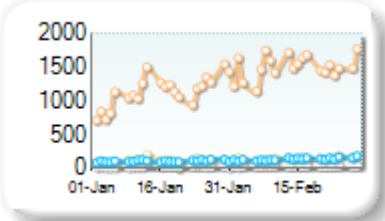
Monthly Depth Trend



50BPS Depth (deeper into book)

Rank	Venue	Depth (1K EUR)	Change
1	XMAD	1,495.7	+365.4
2	AQEU	136.2	+30.2
3	CEUX	133.6	+23.9
4	TQEX	34.7	+6.6
5	BATE	0.3	-0.1

Monthly Depth Trend



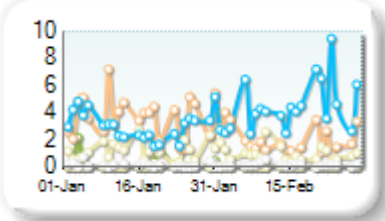
Market depth measures the amount of visible liquidity (bids and offers) in the order book within 10 or 50 BPS of mid price. The result is averaged over the stocks in the index and is based on measurements of the order book every 30 seconds. This is quoted in '000s of EUR.

Best Prices

At touch

Rank	Venue	Best Price (%)	Change
1	AQEU	4.43	+0.45
2	XMAD	1.98	-1.67
3	CEUX	1.00	-0.14
4	TQEX	0.16	-0.04
5	BATE	0.03	-0.16
6	CHIX	0.00	+0.01
7	TRQX	0.00	+0.00
8	AQXE	0.00	+0.00

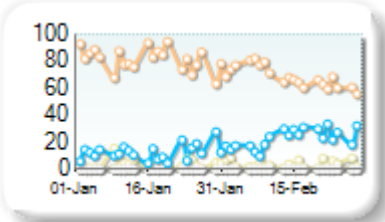
Best Prices Trend



25k EUR deal

Rank	Venue	Best Price (%)	Change
1	XMAD	68.13	-13.07
2	AQEU	22.83	+10.39
3	CEUX	3.84	+0.17
4	TQEX	0.04	-0.01
5	CHIX	0.00	+0.00
6	TRQX	0.00	+0.00
7	BATE	0.00	-0.02
8	AQXE	0.00	+0.00

Best Prices Trend



Best Price % measures how often each venue posts an absolute best price (no ties) for stocks. The result is averaged over the stocks in the index and is based on measurements of the order book every 5 seconds.