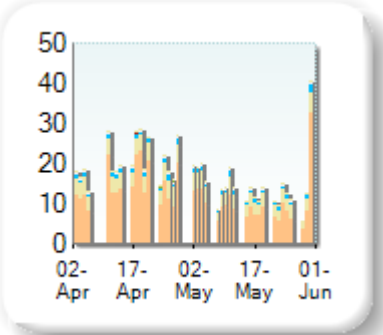


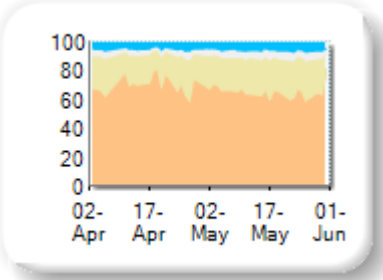
Market Share

Rank	Venue	Market Share	Change
1	XMAD	66.87%	-4.22
2	CEUX	22.29%	+2.48
3	AQEU	5.36%	+0.73
4	TQEX	4.82%	+1.00
5	BATE	0.44%	-0.01
6	CHIX	0.13%	+0.00
7	TRQX	0.09%	+0.01
8	AQXE	0.00%	+0.00

Volume Trend



Market Share Trend



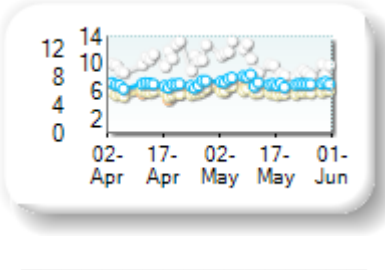
Market share is based on on-book value traded during continuous trading. The share is calculated by averaging over all stocks in the index. The current value shown is for last week and the change is relative to the previous week.

Spreads

At touch

Rank	Venue	Spread (bps)	Change
1	CEUX	6.21	+0.26
2	XMAD	6.65	+0.45
3	AQEU	7.45	+0.33
4	TQEX	10.06	-0.87
5	BATE	259.86	+85.44
6	CHIX	360.73	+284.98

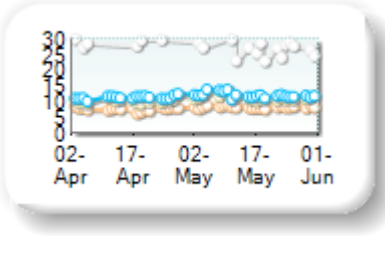
Monthly Spread Trend



25k EUR deal

Rank	Venue	Spread (bps)	Change
1	XMAD	8.19	+0.62
2	CEUX	11.30	+1.06
3	AQEU	12.00	+0.74
4	TQEX	30.24	-2.33
5	BATE	309.52	+83.41

Monthly Spread Trend



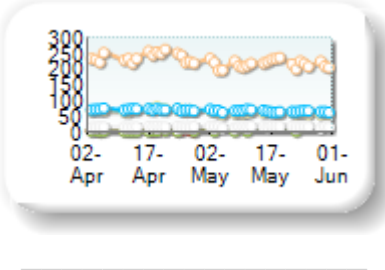
Spreads measure the bid to offer spread of the best visible orders in the book. The result is averaged over the stocks in the index and is based on measurements of the order books every 30 seconds. The value for the spread is quoted in basis points (0.01%).

Book Depths

10BPS Depth (top of book)

Rank	Venue	Depth (1K EUR)	Change
1	XMAD	216.4	-20.9
2	AQEU	65.7	-7.8
3	CEUX	59.9	-9.2
4	TQEX	15.2	+0.3
5	TRQX	7.3	-2.5
6	BATE	1.5	-0.3
7	CHIX	0.7	-2.6

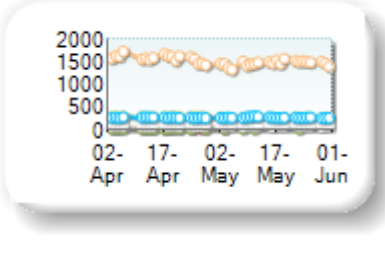
Monthly Depth Trend



50BPS Depth (deeper into book)

Rank	Venue	Depth (1K EUR)	Change
1	XMAD	1,470.0	-109.5
2	CEUX	265.9	-19.4
3	AQEU	260.1	-11.0
4	TQEX	88.8	+3.8
5	BATE	8.9	-5.4
6	CHIX	7.9	-12.8
7	TRQX	7.4	-2.9

Monthly Depth Trend




Market depth measures the amount of visible liquidity (bids and offers) in the order book within 10 or 50 BPS of mid price. The result is averaged over the stocks in the index and is based on measurements of the order book every 30 seconds. This is quoted in '000s of EUR.

Best Prices

At touch

Rank	Venue	Best Price (%)	Change
1	CEUX	3.07	+0.04
2	XMAD	2.58	-0.09
3	AQEU	2.43	-0.23
4	TQEX	0.48	+0.10
5	BATE	0.42	-0.13
6	TRQX	0.01	0.00
7	CHIX	0.00	+0.00
8	AQXE	0.00	+0.00

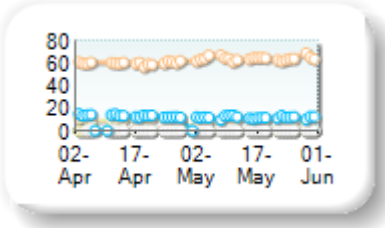
Best Prices Trend



25k EUR deal

Rank	Venue	Best Price (%)	Change
1	XMAD	64.53	+4.04
2	AQEU	11.42	-0.50
3	CEUX	9.36	-1.59
4	TQEX	0.38	+0.12
5	BATE	0.04	-0.03
6	CHIX	0.00	+0.00
7	TRQX	0.00	0.00
8	AQXE	0.00	+0.00

Best Prices Trend

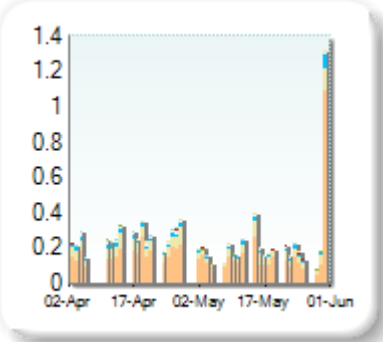


Best Price % measures how often each venue posts an absolute best price (no ties) for stocks. The result is averaged over the stocks in the index and is based on measurements of the order book every 5 seconds.

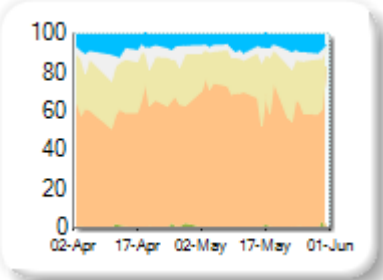
Market Share

Rank	Venue	Market Share	Change
1	XMAD	69.77%	+8.06
2	CEUX	18.66%	-4.45
3	AQEU	7.01%	-0.62
4	TQEX	4.01%	-2.56
5	BATE	0.43%	-0.26
6	TRQX	0.07%	-0.05
7	CHIX	0.06%	-0.13
8	AQXE	0.00%	+0.00

Volume Trend



Market Share Trend



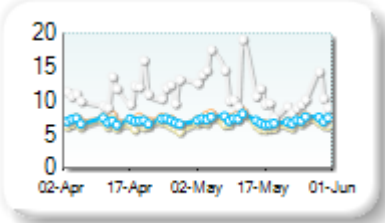
Market share is based on on-book value traded during continuous trading. The share is calculated by averaging over all stocks in the index. The current value shown is for last week and the change is relative to the previous week.

Spreads

At touch

Rank	Venue	Spread (bps)	Change
1	CEUX	6.60	+0.24
2	AQEU	7.11	+0.15
3	XMAD	7.22	+0.09
4	TQEX	11.34	0.00
5	BATE	267.91	+161.61

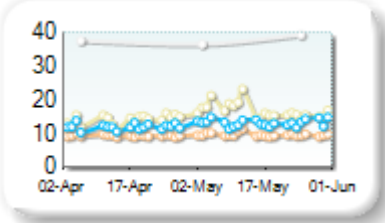
Monthly Spread Trend



25k EUR deal

Rank	Venue	Spread (bps)	Change
1	XMAD	9.63	+0.28
2	AQEU	13.10	+1.14
3	CEUX	16.70	+2.59
4	TQEX	73.33	+6.56

Monthly Spread Trend



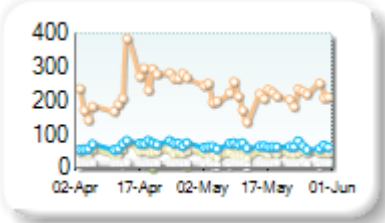
Spreads measure the bid to offer spread of the best visible orders in the book. The result is averaged over the stocks in the index and is based on measurements of the order books every 30 seconds. The value for the spread is quoted in basis points (0.01%).

Book Depths

10BPS Depth (top of book)

Rank	Venue	Depth (1K EUR)	Change
1	XMAD	214.5	-30.6
2	AQEU	65.4	-6.9
3	CEUX	43.1	-7.7
4	TQEX	13.6	-0.6
5	BATE	0.8	-0.4

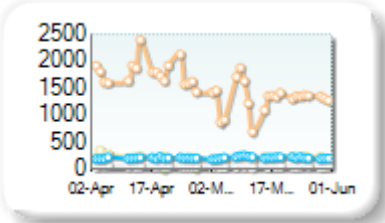
Monthly Depth Trend



50BPS Depth (deeper into book)

Rank	Venue	Depth (1K EUR)	Change
1	XMAD	1,316.9	-454.1
2	AQEU	215.3	-0.6
3	CEUX	201.5	-23.1
4	TQEX	56.1	-2.8
5	BATE	9.2	+0.6
6	CHIX	2.2	+0.1

Monthly Depth Trend



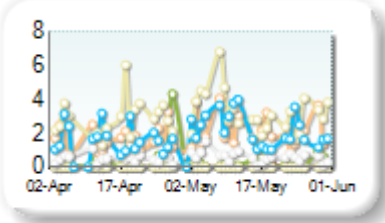
Market depth measures the amount of visible liquidity (bids and offers) in the order book within 10 or 50 BPS of mid price. The result is averaged over the stocks in the index and is based on measurements of the order book every 30 seconds. This is quoted in '000s of EUR.

Best Prices

At touch

Rank	Venue	Best Price (%)	Change
1	CEUX	3.08	+0.42
2	XMAD	2.09	-0.65
3	AQEU	2.07	+0.61
4	TQEX	0.61	+0.05
5	BATE	0.18	-0.40
6	CHIX	0.01	+0.00
7	TRQX	0.00	+0.00
8	AQXE	0.00	+0.00

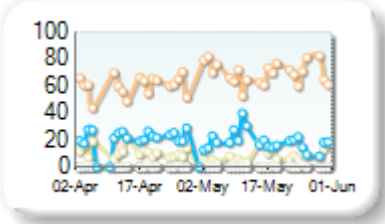
Best Prices Trend



25k EUR deal

Rank	Venue	Best Price (%)	Change
1	XMAD	69.41	+8.95
2	AQEU	18.21	-2.55
3	CEUX	8.04	-3.22
4	TQEX	0.25	-0.10
5	CHIX	0.00	+0.00
6	TRQX	0.00	+0.00
7	BATE	0.00	-0.08
8	AQXE	0.00	+0.00

Best Prices Trend

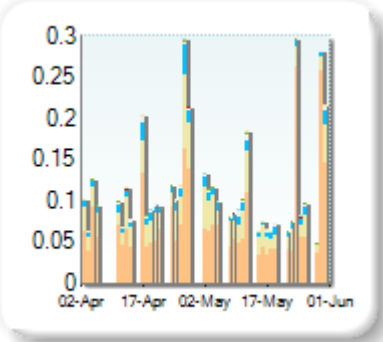


Best Price % measures how often each venue posts an absolute best price (no ties) for stocks. The result is averaged over the stocks in the index and is based on measurements of the order book every 5 seconds.

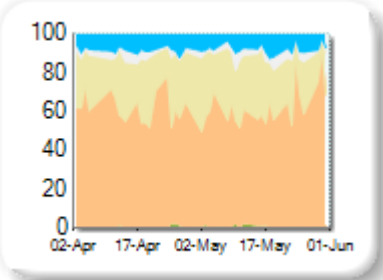
Market Share

Rank	Venue	Market Share	Change
1	XMAD	66.21%	+4.88
2	CEUX	23.38%	-3.04
3	AQEU	6.89%	-1.85
4	TQEX	2.92%	+0.02
5	BATE	0.49%	+0.12
6	TRQX	0.06%	-0.04
7	CHIX	0.04%	-0.10
8	AQXE	0.01%	-0.01

Volume Trend



Market Share Trend



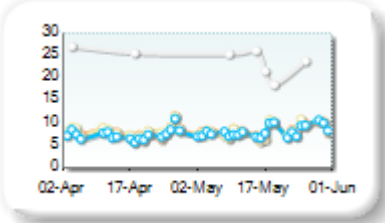
Market share is based on on-book value traded during continuous trading. The share is calculated by averaging over all stocks in the index. The current value shown is for last week and the change is relative to the previous week.

Spreads

At touch

Rank	Venue	Spread (bps)	Change
1	AQEU	8.15	+0.70
2	CEUX	8.22	+0.18
3	XMAD	8.40	+0.51
4	TQEX	36.23	-7.33
5	BATE	462.40	+31.03

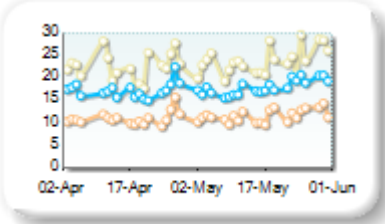
Monthly Spread Trend



25k EUR deal

Rank	Venue	Spread (bps)	Change
1	XMAD	11.61	+0.54
2	AQEU	17.96	+0.66
3	CEUX	23.80	+1.30

Monthly Spread Trend



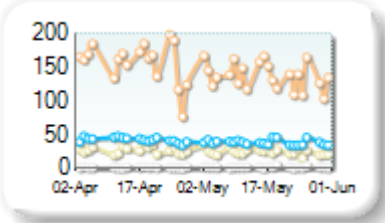
Spreads measure the bid to offer spread of the best visible orders in the book. The result is averaged over the stocks in the index and is based on measurements of the order books every 30 seconds. The value for the spread is quoted in basis points (0.01%).

Book Depths

10BPS Depth (top of book)

Rank	Venue	Depth (1K EUR)	Change
1	XMAD	136.2	-20.2
2	AQEU	38.3	-5.6
3	CEUX	24.2	-2.9
4	TQEX	2.1	+0.4
5	BATE	0.1	+0.0

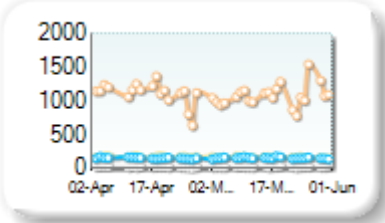
Monthly Depth Trend



50BPS Depth (deeper into book)

Rank	Venue	Depth (1K EUR)	Change
1	XMAD	1,073.0	-35.4
2	CEUX	162.9	-6.7
3	AQEU	152.2	-5.6
4	TQEX	28.1	+1.4
5	BATE	2.7	-0.3

Monthly Depth Trend



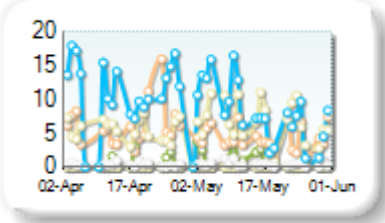
Market depth measures the amount of visible liquidity (bids and offers) in the order book within 10 or 50 BPS of mid price. The result is averaged over the stocks in the index and is based on measurements of the order book every 30 seconds. This is quoted in '000s of EUR.

Best Prices

At touch

Rank	Venue	Best Price (%)	Change
1	AQEU	7.75	-3.77
2	CEUX	6.31	+0.69
3	XMAD	4.22	-1.81
4	BATE	0.83	+0.33
5	TQEX	0.47	-0.02
6	CHIX	0.00	+0.00
7	TRQX	0.00	+0.00
8	AQXE	0.00	+0.00

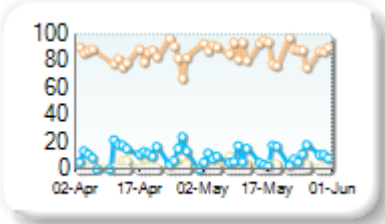
Best Prices Trend



25k EUR deal

Rank	Venue	Best Price (%)	Change
1	XMAD	87.83	+4.03
2	AQEU	8.84	-2.93
3	CEUX	2.27	-0.79
4	TQEX	0.04	+0.04
5	CHIX	0.00	+0.00
6	TRQX	0.00	+0.00
7	BATE	0.00	+0.00
8	AQXE	0.00	+0.00

Best Prices Trend

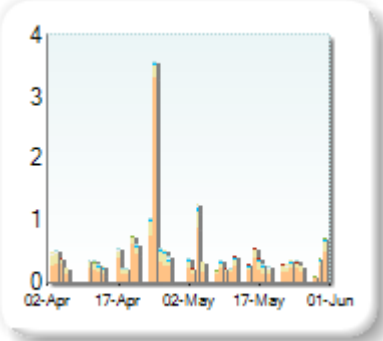


Best Price % measures how often each venue posts an absolute best price (no ties) for stocks. The result is averaged over the stocks in the index and is based on measurements of the order book every 5 seconds.

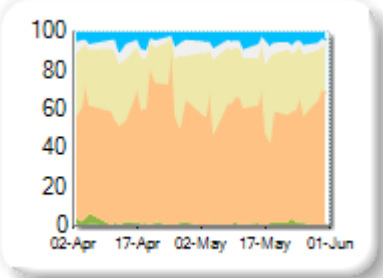
Market Share

Rank	Venue	Market Share	Change
1	XMAD	61.56%	-11.20
2	CEUX	27.39%	+8.39
3	TQEX	5.02%	+1.66
4	AQEU	4.89%	+1.30
5	BATE	0.79%	-0.03
6	CHIX	0.19%	-0.08
7	TRQX	0.14%	-0.03
8	AQXE	0.01%	+0.00

Volume Trend



Market Share Trend



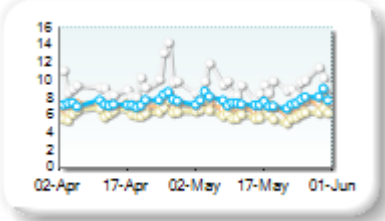
Market share is based on on-book value traded during continuous trading. The share is calculated by averaging over all stocks in the index. The current value shown is for last week and the change is relative to the previous week.

Spreads

At touch

Rank	Venue	Spread (bps)	Change
1	CEUX	6.20	-0.16
2	XMAD	7.16	-0.05
3	AQEU	7.63	+0.10
4	TQEX	9.42	-0.38
5	BATE	33.15	-49.36

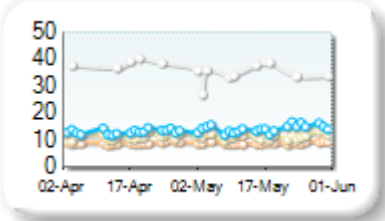
Monthly Spread Trend



25k EUR deal

Rank	Venue	Spread (bps)	Change
1	XMAD	9.08	0.00
2	CEUX	11.61	+0.06
3	AQEU	14.26	+1.09
4	TQEX	42.41	-2.23

Monthly Spread Trend



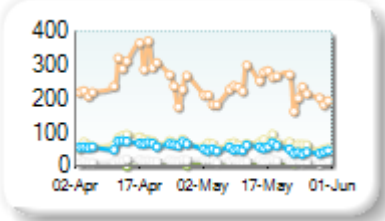
Spreads measure the bid to offer spread of the best visible orders in the book. The result is averaged over the stocks in the index and is based on measurements of the order books every 30 seconds. The value for the spread is quoted in basis points (0.01%).

Book Depths

10BPS Depth (top of book)

Rank	Venue	Depth (1K EUR)	Change
1	XMAD	227.3	-39.9
2	CEUX	64.5	-8.4
3	AQEU	49.4	-16.8
4	TQEX	15.6	-0.3
5	BATE	4.2	+1.6

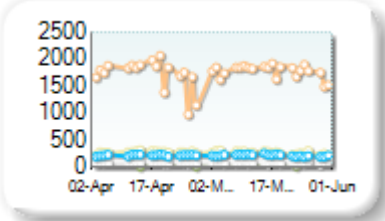
Monthly Depth Trend



50BPS Depth (deeper into book)

Rank	Venue	Depth (1K EUR)	Change
1	XMAD	1,770.4	+58.2
2	CEUX	269.4	-11.7
3	AQEU	218.6	-11.7
4	TQEX	83.8	+5.5
5	BATE	19.5	+0.2
6	CHIX	6.1	+0.4

Monthly Depth Trend



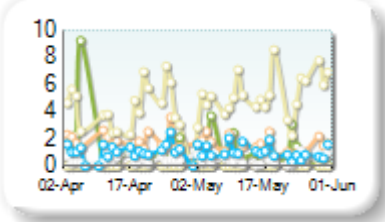
Market depth measures the amount of visible liquidity (bids and offers) in the order book within 10 or 50 BPS of mid price. The result is averaged over the stocks in the index and is based on measurements of the order book every 30 seconds. This is quoted in '000s of EUR.

Best Prices

At touch

Rank	Venue	Best Price (%)	Change
1	CEUX	4.95	+0.05
2	XMAD	1.42	-0.29
3	AQEU	1.00	-0.15
4	BATE	0.66	-0.47
5	TQEX	0.48	0.00
6	CHIX	0.00	-0.01
7	TRQX	0.00	+0.00
8	AQXE	0.00	+0.00

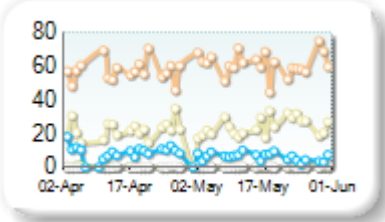
Best Prices Trend



25k EUR deal

Rank	Venue	Best Price (%)	Change
1	XMAD	61.02	+4.04
2	CEUX	23.08	+0.67
3	AQEU	5.92	-2.82
4	TQEX	0.54	+0.25
5	BATE	0.04	-0.13
6	CHIX	0.00	+0.00
7	TRQX	0.00	+0.00
8	AQXE	0.00	+0.00

Best Prices Trend

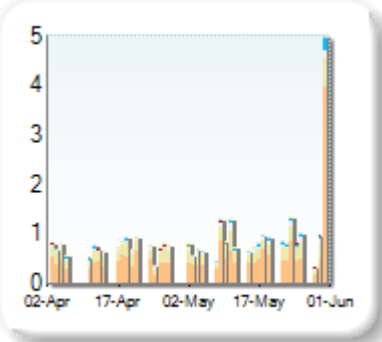


Best Price % measures how often each venue posts an absolute best price (no ties) for stocks. The result is averaged over the stocks in the index and is based on measurements of the order book every 5 seconds.

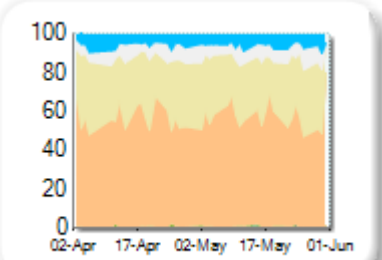
Market Share

Rank	Venue	Market Share	Change
1	XMAD	61.41%	+5.08
2	CEUX	25.36%	-5.23
3	TQEX	6.53%	+0.07
4	AQEU	5.85%	+0.09
5	BATE	0.47%	-0.20
6	CHIX	0.25%	+0.16
7	TRQX	0.11%	+0.04
8	AQXE	0.01%	-0.01

Volume Trend



Market Share Trend



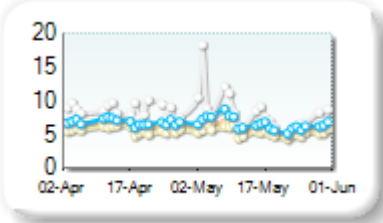
Market share is based on on-book value traded during continuous trading. The share is calculated by averaging over all stocks in the index. The current value shown is for last week and the change is relative to the previous week.

Spreads

At touch

Rank	Venue	Spread (bps)	Change
1	CEUX	5.34	-0.31
2	XMAD	6.01	-0.40
3	AQEU	6.56	-0.25
4	TQEX	8.28	-0.32
5	BATE	348.24	+15.53

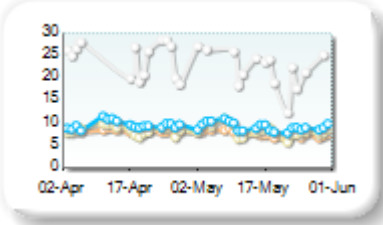
Monthly Spread Trend



25k EUR deal

Rank	Venue	Spread (bps)	Change
1	XMAD	7.62	-0.53
2	CEUX	8.40	-0.08
3	AQEU	9.20	-0.42
4	TQEX	27.96	+2.01
5	BATE	102.59	-271.29

Monthly Spread Trend



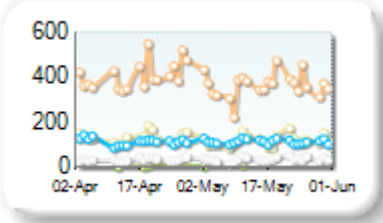
Spreads measure the bid to offer spread of the best visible orders in the book. The result is averaged over the stocks in the index and is based on measurements of the order books every 30 seconds. The value for the spread is quoted in basis points (0.01%).

Book Depths

10BPS Depth (top of book)

Rank	Venue	Depth (1K EUR)	Change
1	XMAD	363.0	-43.2
2	CEUX	118.2	-15.0
3	AQEU	113.6	-4.8
4	TQEX	35.4	+1.4
5	BATE	1.4	0.0
6	CHIX	0.0	+0.0

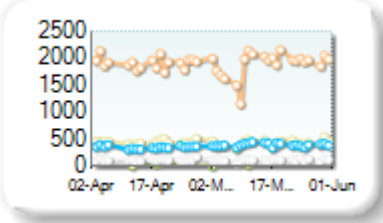
Monthly Depth Trend



50BPS Depth (deeper into book)

Rank	Venue	Depth (1K EUR)	Change
1	XMAD	1,886.5	-16.3
2	CEUX	422.3	-23.1
3	AQEU	394.7	+27.6
4	TQEX	112.2	-6.1
5	BATE	5.7	-5.9
6	CHIX	3.4	+0.3

Monthly Depth Trend



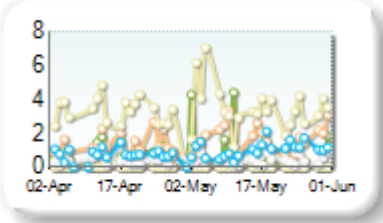
Market depth measures the amount of visible liquidity (bids and offers) in the order book within 10 or 50 BPS of mid price. The result is averaged over the stocks in the index and is based on measurements of the order book every 30 seconds. This is quoted in '000s of EUR.

Best Prices

At touch

Rank	Venue	Best Price (%)	Change
1	CEUX	3.31	-0.64
2	XMAD	1.70	+0.48
3	AQEU	1.00	+0.10
4	BATE	0.71	+0.06
5	TQEX	0.42	0.00
6	CHIX	0.00	+0.00
7	TRQX	0.00	+0.00
8	AQXE	0.00	+0.00

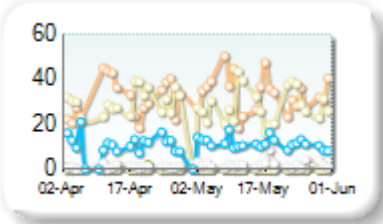
Best Prices Trend



25k EUR deal

Rank	Venue	Best Price (%)	Change
1	XMAD	33.58	+2.39
2	CEUX	26.83	-3.21
3	AQEU	11.02	+0.47
4	TQEX	2.39	+1.16
5	BATE	0.04	-0.23
6	CHIX	0.00	+0.00
7	TRQX	0.00	+0.00
8	AQXE	0.00	+0.00

Best Prices Trend



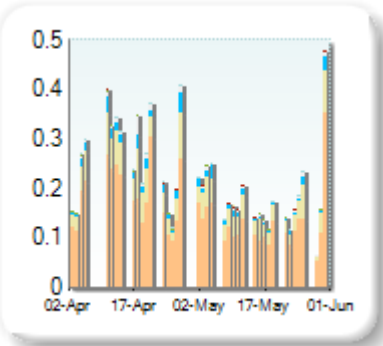
Best Price % measures how often each venue posts an absolute best price (no ties) for stocks. The result is averaged over the stocks in the index and is based on measurements of the order book every 5 seconds.



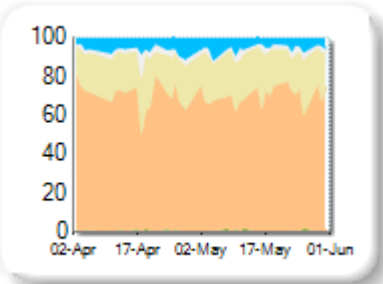
Market Share

Rank	Venue	Market Share	Change
1	XMAD	69.50%	+0.72
2	CEUX	21.57%	+0.71
3	AQEU	5.42%	-0.81
4	TQEX	2.82%	-0.44
5	BATE	0.52%	+0.02
6	CHIX	0.10%	-0.10
7	TRQX	0.07%	-0.10
8	AQXE	0.00%	+0.00

Volume Trend



Market Share Trend



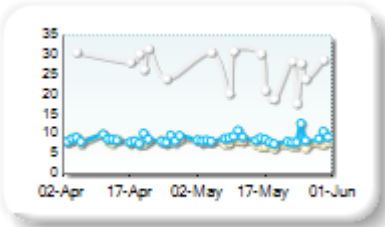
Market share is based on on-book value traded during continuous trading. The share is calculated by averaging over all stocks in the index. The current value shown is for last week and the change is relative to the previous week.

Spreads

At touch

Rank	Venue	Spread (bps)	Change
1	CEUX	7.60	-0.58
2	XMAD	7.69	-0.56
3	AQEU	8.87	+0.24
4	TQEX	34.08	-1.84
5	BATE	210.45	n/a

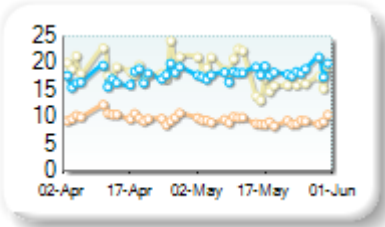
Monthly Spread Trend



25k EUR deal

Rank	Venue	Spread (bps)	Change
1	XMAD	9.25	-0.77
2	CEUX	17.77	-1.24
3	AQEU	18.19	+0.76
4	TQEX	82.81	+9.24

Monthly Spread Trend



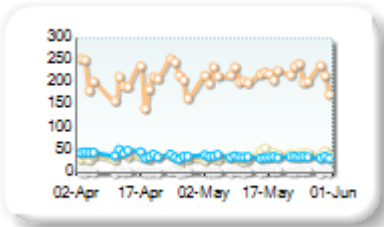
Spreads measure the bid to offer spread of the best visible orders in the book. The result is averaged over the stocks in the index and is based on measurements of the order books every 30 seconds. The value for the spread is quoted in basis points (0.01%).

Book Depths

10BPS Depth (top of book)

Rank	Venue	Depth (1K EUR)	Change
1	XMAD	215.9	+9.0
2	CEUX	39.0	+3.6
3	AQEU	36.1	-6.9
4	TQEX	3.5	+0.6
5	BATE	2.8	+0.3
6	CHIX	0.0	+0.0

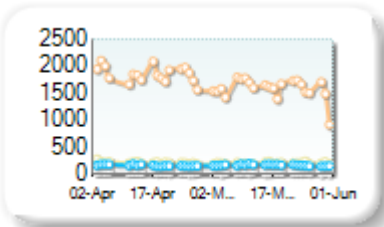
Monthly Depth Trend



50BPS Depth (deeper into book)

Rank	Venue	Depth (1K EUR)	Change
1	XMAD	1,582.1	-265.4
2	CEUX	211.0	-9.0
3	AQEU	168.7	-1.7
4	TQEX	35.9	-4.7
5	BATE	6.2	-6.1
6	CHIX	3.5	+0.2

Monthly Depth Trend



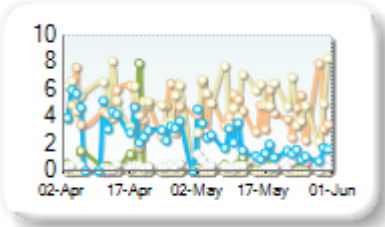
Market depth measures the amount of visible liquidity (bids and offers) in the order book within 10 or 50 BPS of mid price. The result is averaged over the stocks in the index and is based on measurements of the order book every 30 seconds. This is quoted in '000s of EUR.

Best Prices

At touch

Rank	Venue	Best Price (%)	Change
1	CEUX	4.98	-0.78
2	XMAD	4.35	-0.49
3	AQEU	1.82	-1.93
4	TQEX	0.54	+0.22
5	BATE	0.27	-0.37
6	CHIX	0.01	+0.00
7	TRQX	0.00	+0.00
8	AQXE	0.00	+0.00

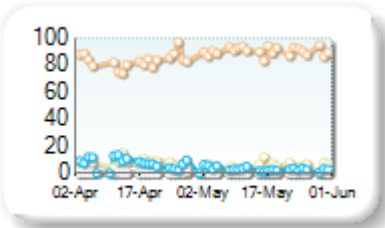
Best Prices Trend



25k EUR deal

Rank	Venue	Best Price (%)	Change
1	XMAD	90.14	+7.02
2	CEUX	5.07	-1.87
3	AQEU	3.00	-4.37
4	TQEX	0.06	-0.13
5	BATE	0.00	+0.00
6	CHIX	0.00	+0.00
7	TRQX	0.00	+0.00
8	AQXE	0.00	+0.00

Best Prices Trend

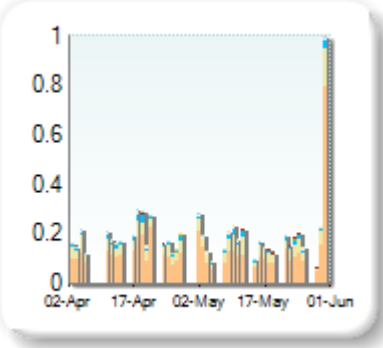


Best Price % measures how often each venue posts an absolute best price (no ties) for stocks. The result is averaged over the stocks in the index and is based on measurements of the order book every 5 seconds.

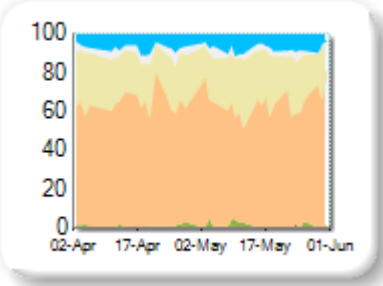
Market Share

Rank	Venue	Market Share	Change
1	XMAD	66.24%	+2.37
2	CEUX	23.11%	-0.54
3	AQEU	6.53%	-0.77
4	TQEX	2.67%	-1.33
5	BATE	1.12%	+0.48
6	CHIX	0.21%	-0.04
7	TRQX	0.11%	-0.18
8	AQXE	0.00%	0.00

Volume Trend



Market Share Trend



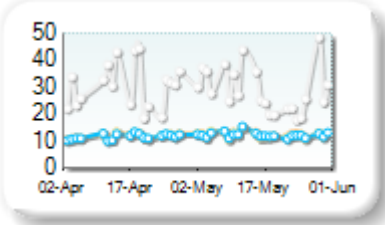
Market share is based on on-book value traded during continuous trading. The share is calculated by averaging over all stocks in the index. The current value shown is for last week and the change is relative to the previous week.

Spreads

At touch

Rank	Venue	Spread (bps)	Change
1	CEUX	12.20	+0.51
2	AQEU	12.27	+0.60
3	XMAD	12.36	+0.55
4	TQEX	28.78	-1.84
5	BATE	203.49	+70.57

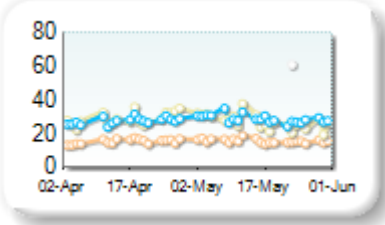
Monthly Spread Trend



25k EUR deal

Rank	Venue	Spread (bps)	Change
1	XMAD	15.55	+0.26
2	CEUX	26.91	-1.81
3	AQEU	28.52	+1.11
4	TQEX	70.40	-8.03

Monthly Spread Trend



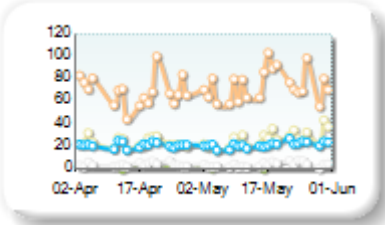
Spreads measure the bid to offer spread of the best visible orders in the book. The result is averaged over the stocks in the index and is based on measurements of the order books every 30 seconds. The value for the spread is quoted in basis points (0.01%).

Book Depths

10BPS Depth (top of book)

Rank	Venue	Depth (1K EUR)	Change
1	XMAD	74.4	+5.5
2	CEUX	26.9	+3.1
3	AQEU	21.8	-0.7
4	TQEX	4.3	0.0
5	BATE	2.5	+1.0
6	CHIX	0.9	0.0

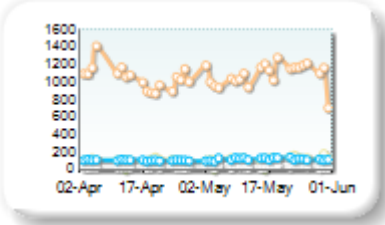
Monthly Depth Trend



50BPS Depth (deeper into book)

Rank	Venue	Depth (1K EUR)	Change
1	XMAD	1,093.1	+35.3
2	CEUX	133.8	+17.5
3	AQEU	126.3	+7.7
4	TQEX	38.5	+5.3
5	BATE	9.4	+3.0
6	CHIX	3.3	+0.2

Monthly Depth Trend



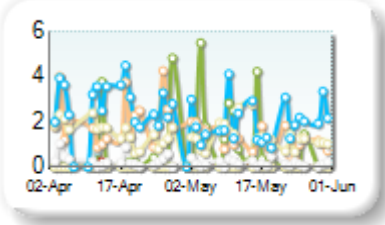
Market depth measures the amount of visible liquidity (bids and offers) in the order book within 10 or 50 BPS of mid price. The result is averaged over the stocks in the index and is based on measurements of the order book every 30 seconds. This is quoted in '000s of EUR.

Best Prices

At touch

Rank	Venue	Best Price (%)	Change
1	AQEU	1.88	-0.51
2	CEUX	1.29	-0.03
3	XMAD	1.20	-0.49
4	BATE	1.02	+0.22
5	TQEX	0.17	-0.10
6	CHIX	0.02	-0.01
7	TRQX	0.00	-0.05
8	AQXE	0.00	+0.00

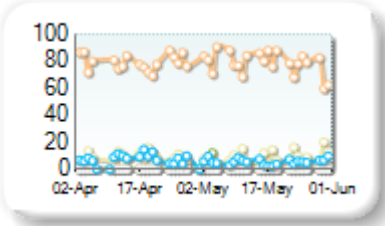
Best Prices Trend



25k EUR deal

Rank	Venue	Best Price (%)	Change
1	XMAD	78.36	-0.48
2	CEUX	8.97	-0.22
3	AQEU	5.39	-2.05
4	BATE	0.95	+0.71
5	TQEX	0.01	+0.01
6	CHIX	0.00	+0.00
7	TRQX	0.00	+0.00
8	AQXE	0.00	+0.00

Best Prices Trend

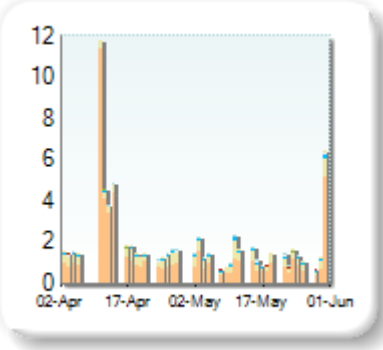


Best Price % measures how often each venue posts an absolute best price (no ties) for stocks. The result is averaged over the stocks in the index and is based on measurements of the order book every 5 seconds.

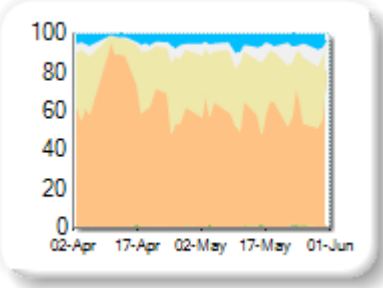
Market Share

Rank	Venue	Market Share	Change
1	XMAD	62.81%	-15.10
2	CEUX	25.86%	+9.16
3	AQEU	5.36%	+2.65
4	TQEX	5.12%	+2.88
5	BATE	0.49%	+0.18
6	CHIX	0.20%	+0.12
7	TRQX	0.15%	+0.11
8	AQXE	0.00%	+0.00

Volume Trend



Market Share Trend



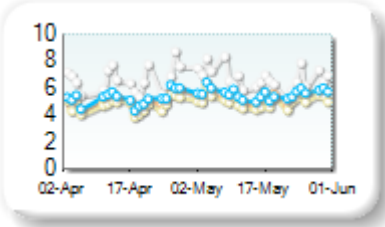
Market share is based on on-book value traded during continuous trading. The share is calculated by averaging over all stocks in the index. The current value shown is for last week and the change is relative to the previous week.

Spreads

At touch

Rank	Venue	Spread (bps)	Change
1	CEUX	5.04	+0.31
2	XMAD	5.38	+0.40
3	AQEU	5.58	+0.31
4	TQEX	6.73	+0.07
5	CHIX	87.03	+9.89
6	BATE	380.56	+278.02

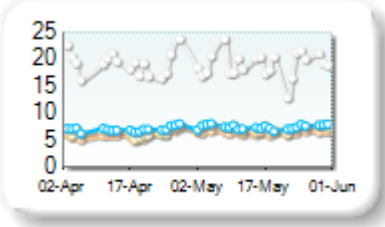
Monthly Spread Trend



25k EUR deal

Rank	Venue	Spread (bps)	Change
1	XMAD	6.50	+0.55
2	CEUX	7.26	+0.79
3	AQEU	7.43	+0.40
4	TQEX	18.94	-0.81
5	BATE	233.49	+32.32

Monthly Spread Trend



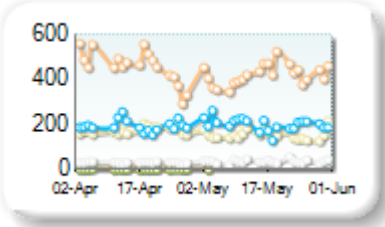
Spreads measure the bid to offer spread of the best visible orders in the book. The result is averaged over the stocks in the index and is based on measurements of the order books every 30 seconds. The value for the spread is quoted in basis points (0.01%).

Book Depths

10BPS Depth (top of book)

Rank	Venue	Depth (1K EUR)	Change
1	XMAD	418.4	-36.1
2	AQEU	199.0	-1.6
3	CEUX	152.2	-20.8
4	TQEX	35.1	+4.3
5	BATE	0.3	-0.1
6	CHIX	0.0	+0.0

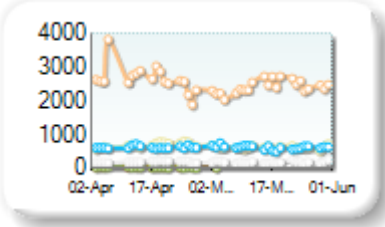
Monthly Depth Trend



50BPS Depth (deeper into book)

Rank	Venue	Depth (1K EUR)	Change
1	XMAD	2,406.9	-233.7
2	AQEU	618.1	-29.9
3	CEUX	615.4	-72.5
4	TQEX	183.7	-7.7
5	CHIX	16.2	-25.6
6	BATE	6.2	-32.4

Monthly Depth Trend



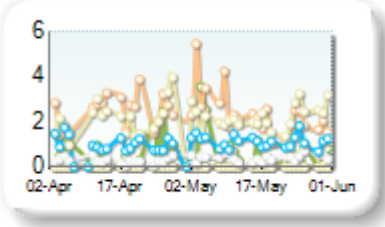
Market depth measures the amount of visible liquidity (bids and offers) in the order book within 10 or 50 BPS of mid price. The result is averaged over the stocks in the index and is based on measurements of the order book every 30 seconds. This is quoted in '000s of EUR.

Best Prices

At touch

Rank	Venue	Best Price (%)	Change
1	XMAD	2.33	+0.43
2	CEUX	2.11	-0.06
3	AQEU	1.08	+0.18
4	BATE	0.60	-0.01
5	TQEX	0.41	+0.07
6	CHIX	0.00	0.00
7	TRQX	0.00	+0.00
8	AQXE	0.00	+0.00

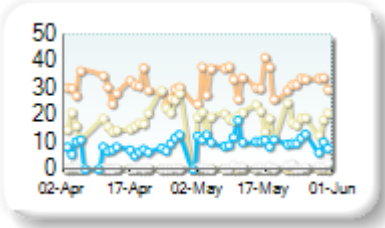
Best Prices Trend



25k EUR deal

Rank	Venue	Best Price (%)	Change
1	XMAD	32.44	+2.50
2	CEUX	17.74	-0.98
3	AQEU	9.98	+2.74
4	TQEX	0.83	+0.44
5	BATE	0.06	+0.01
6	CHIX	0.00	0.00
7	TRQX	0.00	+0.00
8	AQXE	0.00	+0.00

Best Prices Trend



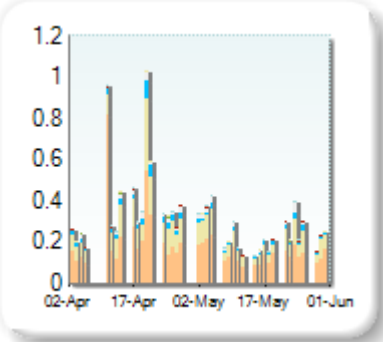
Best Price % measures how often each venue posts an absolute best price (no ties) for stocks. The result is averaged over the stocks in the index and is based on measurements of the order book every 5 seconds.



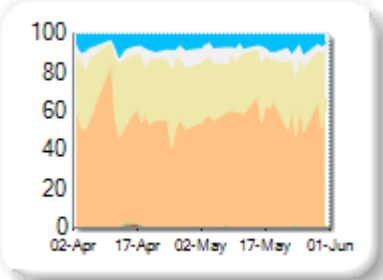
Market Share

Rank	Venue	Market Share	Change
1	XMAD	56.52%	-0.54
2	CEUX	29.49%	-0.51
3	AQEU	6.65%	-0.40
4	TQEX	6.58%	+1.49
5	BATE	0.33%	-0.01
6	TRQX	0.24%	+0.08
7	CHIX	0.18%	-0.12
8	AQXE	0.01%	+0.01

Volume Trend



Market Share Trend



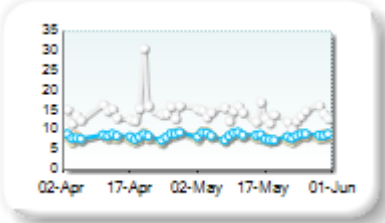
Market share is based on on-book value traded during continuous trading. The share is calculated by averaging over all stocks in the index. The current value shown is for last week and the change is relative to the previous week.

Spreads

At touch

Rank	Venue	Spread (bps)	Change
1	CEUX	7.98	+0.12
2	XMAD	8.50	+0.17
3	AQEU	8.50	+0.09
4	TQEX	13.90	-1.30
5	BATE	152.64	-52.67

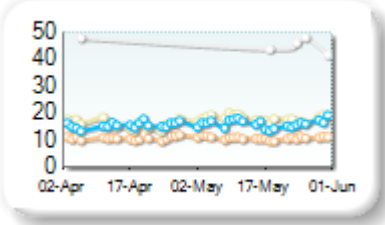
Monthly Spread Trend



25k EUR deal

Rank	Venue	Spread (bps)	Change
1	XMAD	10.86	+0.01
2	AQEU	16.12	+0.53
3	CEUX	18.01	+2.20
4	TQEX	63.53	+9.01

Monthly Spread Trend



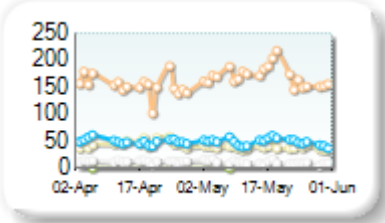
Spreads measure the bid to offer spread of the best visible orders in the book. The result is averaged over the stocks in the index and is based on measurements of the order books every 30 seconds. The value for the spread is quoted in basis points (0.01%).

Book Depths

10BPS Depth (top of book)

Rank	Venue	Depth (1K EUR)	Change
1	XMAD	169.3	+16.9
2	AQEU	48.9	-2.5
3	CEUX	39.2	-6.6
4	TQEX	11.2	-1.7
5	BATE	1.4	0.0

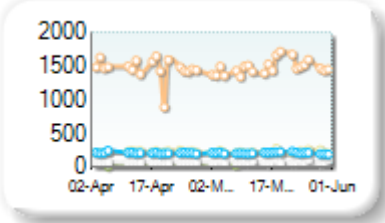
Monthly Depth Trend



50BPS Depth (deeper into book)

Rank	Venue	Depth (1K EUR)	Change
1	XMAD	1,474.6	+19.5
2	CEUX	222.5	-6.3
3	AQEU	211.1	-10.7
4	TQEX	73.0	+3.2
5	BATE	12.7	+2.0
6	CHIX	9.7	+1.8

Monthly Depth Trend



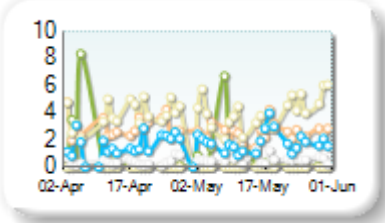
Market depth measures the amount of visible liquidity (bids and offers) in the order book within 10 or 50 BPS of mid price. The result is averaged over the stocks in the index and is based on measurements of the order book every 30 seconds. This is quoted in '000s of EUR.

Best Prices

At touch

Rank	Venue	Best Price (%)	Change
1	CEUX	3.83	-0.33
2	XMAD	2.52	-0.67
3	AQEU	1.75	+0.10
4	TQEX	0.62	+0.39
5	BATE	0.51	-0.50
6	CHIX	0.00	+0.00
7	TRQX	0.00	+0.00
8	AQXE	0.00	+0.00

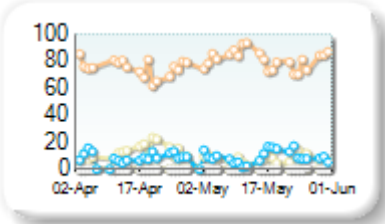
Best Prices Trend



25k EUR deal

Rank	Venue	Best Price (%)	Change
1	XMAD	80.93	+6.06
2	AQEU	8.88	+0.47
3	CEUX	7.24	-5.66
4	TQEX	0.13	+0.01
5	BATE	0.01	+0.01
6	CHIX	0.00	+0.00
7	TRQX	0.00	+0.00
8	AQXE	0.00	+0.00

Best Prices Trend

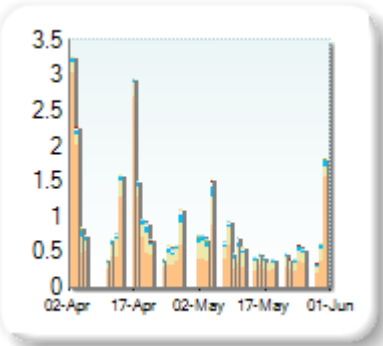


Best Price % measures how often each venue posts an absolute best price (no ties) for stocks. The result is averaged over the stocks in the index and is based on measurements of the order book every 5 seconds.

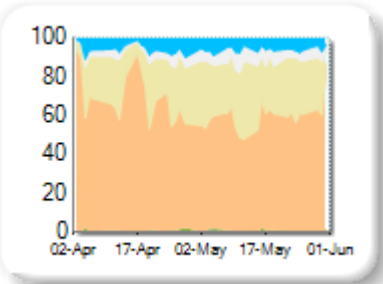
Market Share

Rank	Venue	Market Share	Change
1	XMAD	61.03%	-15.18
2	CEUX	26.55%	+10.73
3	AQEU	6.17%	+1.55
4	TQEX	5.52%	+2.90
5	BATE	0.41%	-0.05
6	CHIX	0.18%	-0.01
7	TRQX	0.14%	+0.06
8	AQXE	0.00%	0.00

Volume Trend



Market Share Trend



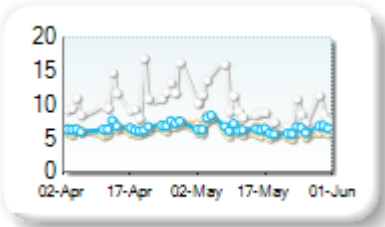
Market share is based on on-book value traded during continuous trading. The share is calculated by averaging over all stocks in the index. The current value shown is for last week and the change is relative to the previous week.

Spreads

At touch

Rank	Venue	Spread (bps)	Change
1	CEUX	5.92	-0.26
2	AQEU	6.49	-0.18
3	XMAD	6.62	-0.04
4	TQEX	10.19	-1.05
5	BATE	317.81	-158.31

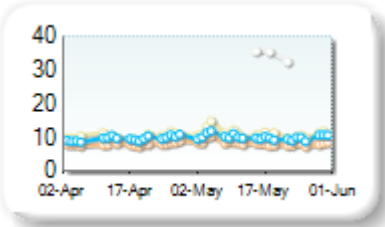
Monthly Spread Trend



25k EUR deal

Rank	Venue	Spread (bps)	Change
1	XMAD	8.33	+0.25
2	AQEU	10.08	+0.38
3	CEUX	10.99	+0.72
4	TQEX	49.74	+2.66

Monthly Spread Trend



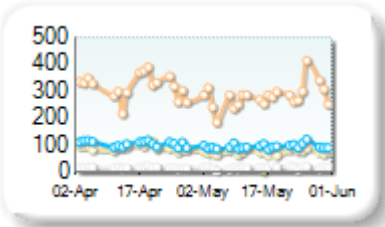
Spreads measure the bid to offer spread of the best visible orders in the book. The result is averaged over the stocks in the index and is based on measurements of the order books every 30 seconds. The value for the spread is quoted in basis points (0.01%).

Book Depths

10BPS Depth (top of book)

Rank	Venue	Depth (1K EUR)	Change
1	XMAD	279.9	-36.7
2	AQEU	95.4	-14.0
3	CEUX	77.2	-15.7
4	TQEX	17.3	-0.2
5	BATE	0.6	-0.1

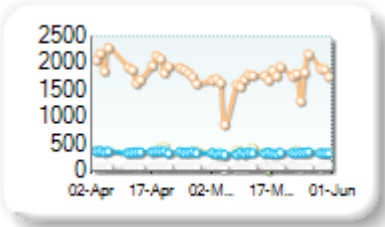
Monthly Depth Trend



50BPS Depth (deeper into book)

Rank	Venue	Depth (1K EUR)	Change
1	XMAD	1,711.0	-195.8
2	CEUX	347.2	-21.3
3	AQEU	333.3	-36.8
4	TQEX	77.4	+2.3
5	BATE	4.4	-2.8
6	CHIX	3.2	+0.4

Monthly Depth Trend



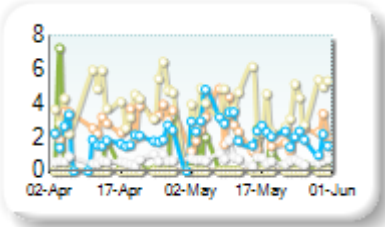
Market depth measures the amount of visible liquidity (bids and offers) in the order book within 10 or 50 BPS of mid price. The result is averaged over the stocks in the index and is based on measurements of the order book every 30 seconds. This is quoted in '000s of EUR.

Best Prices

At touch

Rank	Venue	Best Price (%)	Change
1	CEUX	3.74	-0.64
2	AQEU	2.30	+0.37
3	XMAD	2.29	-0.77
4	TQEX	0.69	+0.15
5	BATE	0.46	-0.09
6	CHIX	0.00	0.00
7	TRQX	0.00	+0.00
8	AQXE	0.00	+0.00

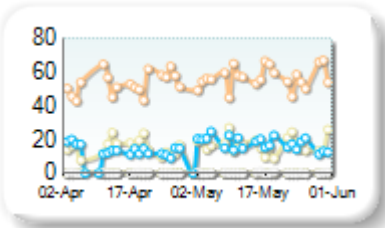
Best Prices Trend



25k EUR deal

Rank	Venue	Best Price (%)	Change
1	XMAD	56.51	+3.60
2	AQEU	16.89	+4.49
3	CEUX	16.04	+0.62
4	TQEX	0.33	+0.09
5	BATE	0.00	-0.02
6	CHIX	0.00	+0.00
7	TRQX	0.00	+0.00
8	AQXE	0.00	+0.00

Best Prices Trend

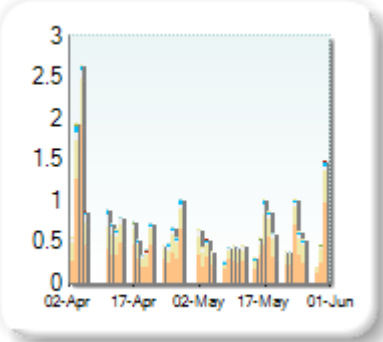


Best Price % measures how often each venue posts an absolute best price (no ties) for stocks. The result is averaged over the stocks in the index and is based on measurements of the order book every 5 seconds.

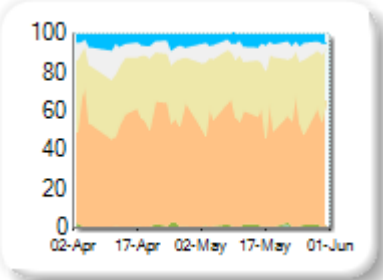
Market Share

Rank	Venue	Market Share	Change
1	XMAD	57.05%	-2.07
2	CEUX	29.75%	+2.23
3	TQEX	7.38%	+0.08
4	AQEU	4.83%	-0.16
5	BATE	0.64%	-0.11
6	TRQX	0.17%	+0.04
7	CHIX	0.16%	-0.02
8	AQXE	0.02%	+0.01

Volume Trend



Market Share Trend



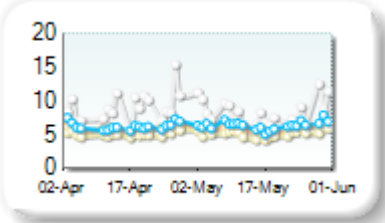
Market share is based on on-book value traded during continuous trading. The share is calculated by averaging over all stocks in the index. The current value shown is for last week and the change is relative to the previous week.

Spreads

At touch

Rank	Venue	Spread (bps)	Change
1	CEUX	5.18	+0.10
2	XMAD	5.93	+0.13
3	AQEU	6.35	+0.12
4	TQEX	8.27	-0.85
5	BATE	73.52	-73.74

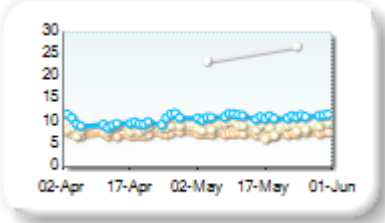
Monthly Spread Trend



25k EUR deal

Rank	Venue	Spread (bps)	Change
1	XMAD	7.45	+0.06
2	CEUX	9.06	+0.32
3	AQEU	11.22	+1.08
4	TQEX	85.82	+27.94

Monthly Spread Trend



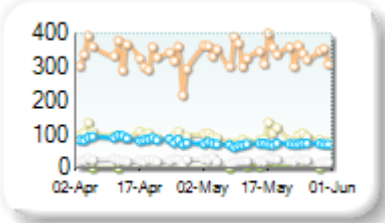
Spreads measure the bid to offer spread of the best visible orders in the book. The result is averaged over the stocks in the index and is based on measurements of the order books every 30 seconds. The value for the spread is quoted in basis points (0.01%).

Book Depths

10BPS Depth (top of book)

Rank	Venue	Depth (1K EUR)	Change
1	XMAD	341.9	+15.2
2	CEUX	91.0	-7.9
3	AQEU	71.1	-17.2
4	TQEX	23.4	-1.1
5	BATE	1.9	+0.6

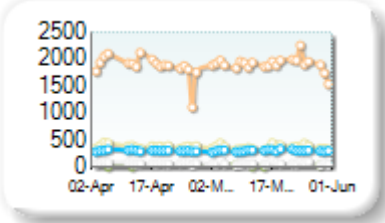
Monthly Depth Trend



50BPS Depth (deeper into book)

Rank	Venue	Depth (1K EUR)	Change
1	XMAD	1,903.1	+41.0
2	CEUX	372.3	-13.6
3	AQEU	307.5	-11.1
4	TQEX	73.0	+0.3
5	BATE	15.0	+3.9
6	CHIX	8.5	+2.5

Monthly Depth Trend



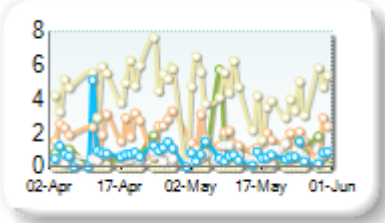
Market depth measures the amount of visible liquidity (bids and offers) in the order book within 10 or 50 BPS of mid price. The result is averaged over the stocks in the index and is based on measurements of the order book every 30 seconds. This is quoted in '000s of EUR.

Best Prices

At touch

Rank	Venue	Best Price (%)	Change
1	CEUX	4.14	-1.56
2	XMAD	1.63	-0.43
3	BATE	0.73	-0.21
4	TQEX	0.67	+0.04
5	AQEU	0.62	-0.49
6	CHIX	0.00	+0.00
7	TRQX	0.00	+0.00
8	AQXE	0.00	+0.00

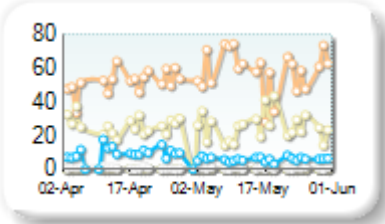
Best Prices Trend



25k EUR deal

Rank	Venue	Best Price (%)	Change
1	XMAD	58.23	+6.50
2	CEUX	23.89	-2.07
3	AQEU	5.73	-3.50
4	TQEX	0.75	-0.09
5	BATE	0.04	-0.01
6	CHIX	0.00	+0.00
7	TRQX	0.00	+0.00
8	AQXE	0.00	+0.00

Best Prices Trend

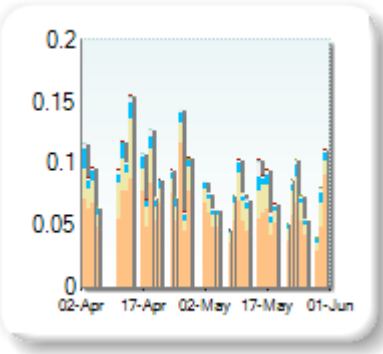


Best Price % measures how often each venue posts an absolute best price (no ties) for stocks. The result is averaged over the stocks in the index and is based on measurements of the order book every 5 seconds.

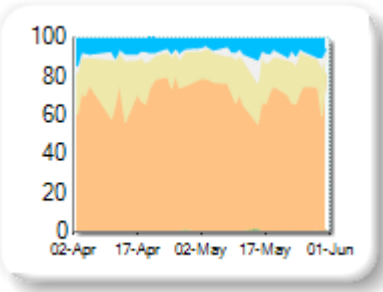
Market Share

Rank	Venue	Market Share	Change
1	XMAD	70.01%	+0.23
2	CEUX	18.70%	-0.53
3	AQEU	7.27%	-0.53
4	TQEX	3.68%	+0.85
5	BATE	0.24%	+0.13
6	TRQX	0.05%	-0.08
7	CHIX	0.04%	-0.07
8	AQXE	0.00%	0.00

Volume Trend



Market Share Trend



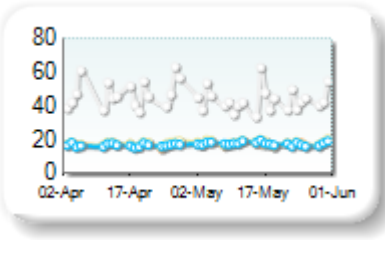
Market share is based on on-book value traded during continuous trading. The share is calculated by averaging over all stocks in the index. The current value shown is for last week and the change is relative to the previous week.

Spreads

At touch

Rank	Venue	Spread (bps)	Change
1	XMAD	17.47	+0.52
2	AQEU	17.50	+0.91
3	CEUX	18.04	+0.53
4	TQEX	43.33	-5.67

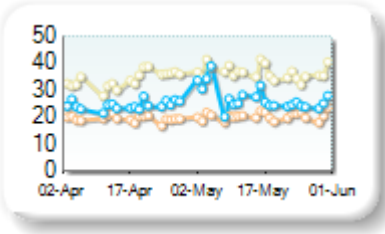
Monthly Spread Trend



25k EUR deal

Rank	Venue	Spread (bps)	Change
1	XMAD	20.37	+0.87
2	AQEU	26.93	+2.49
3	CEUX	36.53	+2.57

Monthly Spread Trend



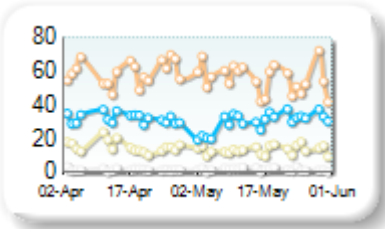
Spreads measure the bid to offer spread of the best visible orders in the book. The result is averaged over the stocks in the index and is based on measurements of the order books every 30 seconds. The value for the spread is quoted in basis points (0.01%).

Book Depths

10BPS Depth (top of book)

Rank	Venue	Depth (1K EUR)	Change
1	XMAD	55.1	-3.7
2	AQEU	29.8	-3.3
3	CEUX	13.3	-1.9
4	BATE	3.3	-0.7
5	TQEX	1.8	+0.1

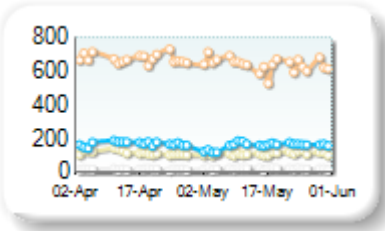
Monthly Depth Trend



50BPS Depth (deeper into book)

Rank	Venue	Depth (1K EUR)	Change
1	XMAD	635.8	-34.4
2	AQEU	158.2	-17.2
3	CEUX	109.8	-5.2
4	TQEX	21.5	+2.9
5	BATE	3.3	-0.7

Monthly Depth Trend



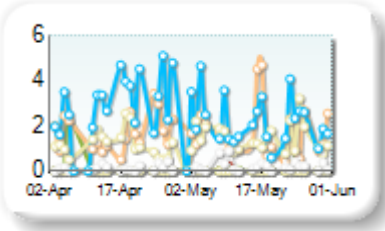
Market depth measures the amount of visible liquidity (bids and offers) in the order book within 10 or 50 BPS of mid price. The result is averaged over the stocks in the index and is based on measurements of the order book every 30 seconds. This is quoted in '000s of EUR.

Best Prices

At touch

Rank	Venue	Best Price (%)	Change
1	AQEU	2.14	-0.85
2	XMAD	1.70	-0.38
3	CEUX	1.39	+0.55
4	TQEX	0.22	+0.15
5	BATE	0.03	-0.08
6	CHIX	0.01	+0.02
7	TRQX	0.00	+0.00
8	AQXE	0.00	+0.00

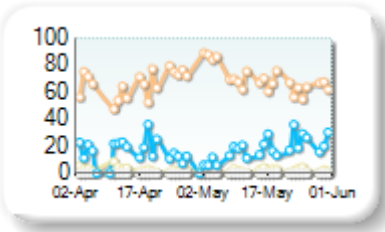
Best Prices Trend



25k EUR deal

Rank	Venue	Best Price (%)	Change
1	XMAD	69.46	+3.17
2	AQEU	17.39	+1.35
3	CEUX	1.88	-0.92
4	TQEX	0.05	+0.02
5	CHIX	0.00	+0.00
6	TRQX	0.00	+0.00
7	BATE	0.00	+0.00
8	AQXE	0.00	+0.00

Best Prices Trend

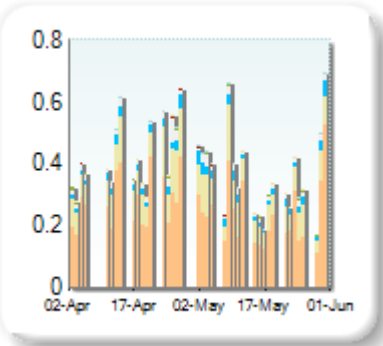


Best Price % measures how often each venue posts an absolute best price (no ties) for stocks. The result is averaged over the stocks in the index and is based on measurements of the order book every 5 seconds.

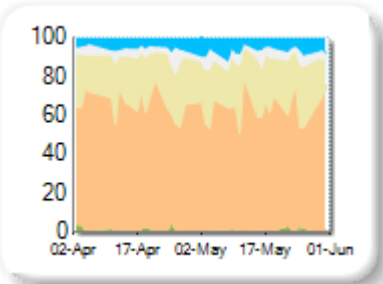
Market Share

Rank	Venue	Market Share	Change
1	XMAD	63.63%	-0.62
2	CEUX	23.77%	-0.42
3	AQEU	6.55%	+1.46
4	TQEX	5.05%	-0.17
5	BATE	0.68%	-0.37
6	CHIX	0.20%	+0.10
7	TRQX	0.11%	+0.01
8	AQXE	0.00%	+0.00

Volume Trend



Market Share Trend



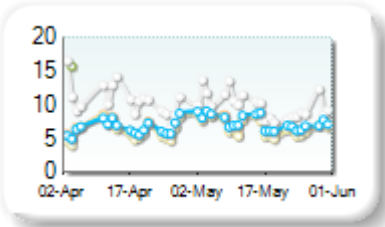
Market share is based on on-book value traded during continuous trading. The share is calculated by averaging over all stocks in the index. The current value shown is for last week and the change is relative to the previous week.

Spreads

At touch

Rank	Venue	Spread (bps)	Change
1	CEUX	6.75	+0.66
2	XMAD	7.13	+0.62
3	AQEU	7.35	+0.80
4	TQEX	9.88	-0.77
5	BATE	345.05	+105.43

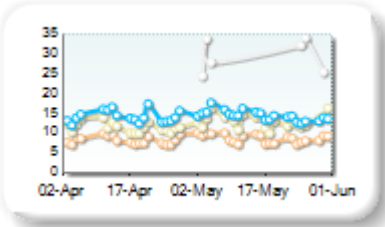
Monthly Spread Trend



25k EUR deal

Rank	Venue	Spread (bps)	Change
1	XMAD	8.61	+0.45
2	CEUX	13.09	+1.63
3	AQEU	14.36	+0.18
4	TQEX	44.69	-5.55

Monthly Spread Trend



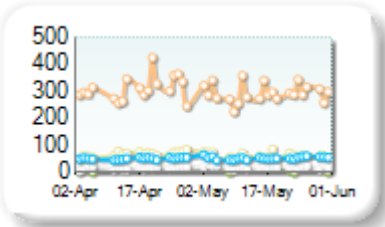
Spreads measure the bid to offer spread of the best visible orders in the book. The result is averaged over the stocks in the index and is based on measurements of the order books every 30 seconds. The value for the spread is quoted in basis points (0.01%).

Book Depths

10BPS Depth (top of book)

Rank	Venue	Depth (1K EUR)	Change
1	XMAD	292.8	-16.0
2	CEUX	61.0	-7.2
3	AQEU	52.6	-0.4
4	TQEX	19.7	+3.2
5	BATE	1.0	-1.1

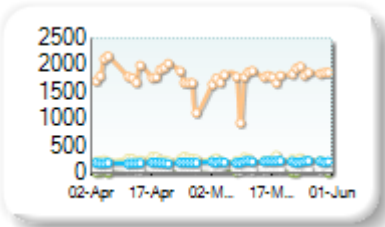
Monthly Depth Trend



50BPS Depth (deeper into book)

Rank	Venue	Depth (1K EUR)	Change
1	XMAD	1,766.8	-31.6
2	CEUX	245.6	-14.6
3	AQEU	213.4	+14.4
4	TQEX	88.7	+7.4
5	BATE	7.2	-3.1
6	CHIX	6.2	+0.3

Monthly Depth Trend



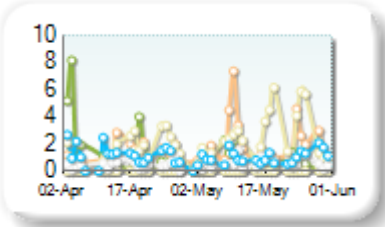
Market depth measures the amount of visible liquidity (bids and offers) in the order book within 10 or 50 BPS of mid price. The result is averaged over the stocks in the index and is based on measurements of the order book every 30 seconds. This is quoted in '000s of EUR.

Best Prices

At touch

Rank	Venue	Best Price (%)	Change
1	CEUX	2.38	+0.61
2	XMAD	1.96	+1.64
3	AQEU	0.97	-0.31
4	TQEX	0.61	+0.08
5	BATE	0.51	-0.86
6	CHIX	0.00	+0.00
7	TRQX	0.00	+0.00
8	AQXE	0.00	+0.00

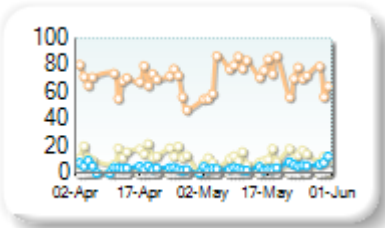
Best Prices Trend



25k EUR deal

Rank	Venue	Best Price (%)	Change
1	XMAD	72.43	+4.01
2	CEUX	10.49	-3.82
3	AQEU	4.50	+0.57
4	TQEX	0.63	+0.39
5	BATE	0.04	-0.03
6	CHIX	0.00	+0.00
7	TRQX	0.00	+0.00
8	AQXE	0.00	+0.00

Best Prices Trend



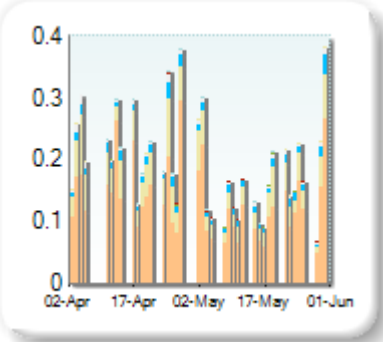
Best Price % measures how often each venue posts an absolute best price (no ties) for stocks. The result is averaged over the stocks in the index and is based on measurements of the order book every 5 seconds.



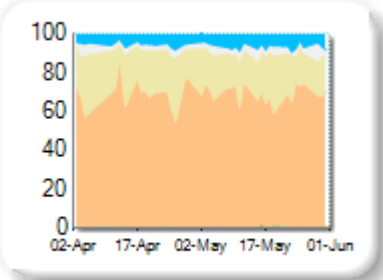
Market Share

Rank	Venue	Market Share	Change
1	XMAD	68.83%	+0.61
2	CEUX	20.60%	-1.80
3	AQEU	6.46%	+0.97
4	TQEX	3.52%	+0.15
5	BATE	0.41%	+0.03
6	CHIX	0.11%	+0.04
7	TRQX	0.07%	-0.01
8	AQXE	0.00%	+0.00

Volume Trend



Market Share Trend



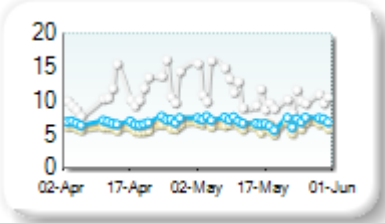
Market share is based on on-book value traded during continuous trading. The share is calculated by averaging over all stocks in the index. The current value shown is for last week and the change is relative to the previous week.

Spreads

At touch

Rank	Venue	Spread (bps)	Change
1	CEUX	6.25	+0.27
2	XMAD	6.76	+0.28
3	AQEU	6.99	+0.14
4	TQEX	11.02	-0.25
5	BATE	364.55	+4.35

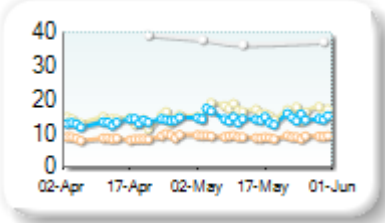
Monthly Spread Trend



25k EUR deal

Rank	Venue	Spread (bps)	Change
1	XMAD	9.02	+0.32
2	AQEU	14.48	+1.03
3	CEUX	16.41	+2.35
4	TQEX	50.54	+5.24

Monthly Spread Trend



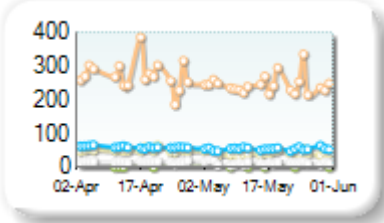
Spreads measure the bid to offer spread of the best visible orders in the book. The result is averaged over the stocks in the index and is based on measurements of the order books every 30 seconds. The value for the spread is quoted in basis points (0.01%).

Book Depths

10BPS Depth (top of book)

Rank	Venue	Depth (1K EUR)	Change
1	XMAD	243.8	-27.8
2	AQEU	54.5	-7.6
3	CEUX	41.5	-9.6
4	TQEX	12.9	-3.0
5	BATE	0.1	0.0
6	CHIX	0.0	0.0

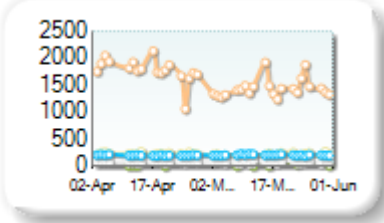
Monthly Depth Trend



50BPS Depth (deeper into book)

Rank	Venue	Depth (1K EUR)	Change
1	XMAD	1,437.8	-332.5
2	CEUX	218.7	-13.7
3	AQEU	208.3	-4.3
4	TQEX	75.9	+1.9
5	CHIX	15.6	+2.7
6	BATE	4.7	+0.5

Monthly Depth Trend



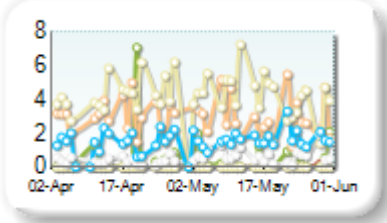
Market depth measures the amount of visible liquidity (bids and offers) in the order book within 10 or 50 BPS of mid price. The result is averaged over the stocks in the index and is based on measurements of the order book every 30 seconds. This is quoted in '000s of EUR.

Best Prices

At touch

Rank	Venue	Best Price (%)	Change
1	CEUX	4.07	+0.05
2	XMAD	2.90	-0.81
3	AQEU	1.57	+0.21
4	TQEX	0.66	+0.11
5	BATE	0.40	0.00
6	CHIX	0.01	+0.02
7	TRQX	0.00	+0.00
8	AQXE	0.00	+0.00

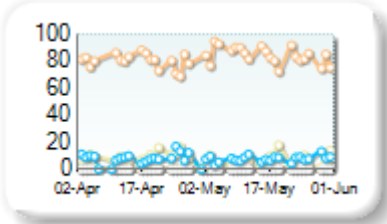
Best Prices Trend



25k EUR deal

Rank	Venue	Best Price (%)	Change
1	XMAD	84.09	+4.18
2	AQEU	7.37	-0.77
3	CEUX	6.10	-3.31
4	TQEX	0.10	+0.04
5	BATE	0.03	+0.03
6	CHIX	0.00	+0.00
7	TRQX	0.00	+0.00
8	AQXE	0.00	+0.00

Best Prices Trend

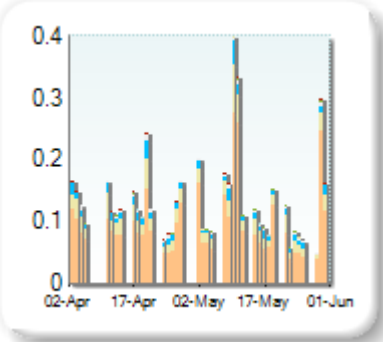


Best Price % measures how often each venue posts an absolute best price (no ties) for stocks. The result is averaged over the stocks in the index and is based on measurements of the order book every 5 seconds.

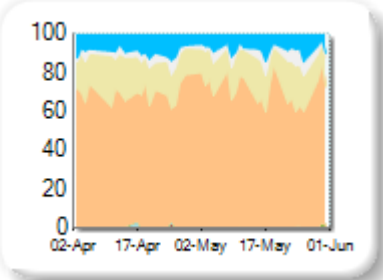
Market Share

Rank	Venue	Market Share	Change
1	XMAD	72.56%	+4.34
2	CEUX	15.95%	-2.19
3	AQEU	7.54%	-2.09
4	TQEX	3.41%	-0.01
5	BATE	0.40%	+0.28
6	CHIX	0.10%	-0.02
7	TRQX	0.04%	-0.31
8	AQXE	0.00%	+0.00

Volume Trend



Market Share Trend



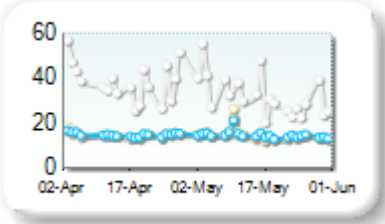
Market share is based on on-book value traded during continuous trading. The share is calculated by averaging over all stocks in the index. The current value shown is for last week and the change is relative to the previous week.

Spreads

At touch

Rank	Venue	Spread (bps)	Change
1	XMAD	14.52	-0.31
2	AQEU	14.76	-0.15
3	CEUX	14.92	-0.04
4	TQEX	35.50	-2.92

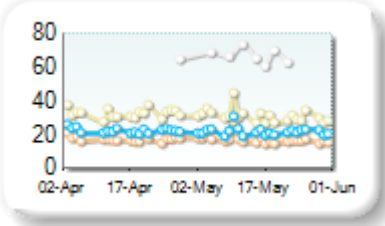
Monthly Spread Trend



25k EUR deal

Rank	Venue	Spread (bps)	Change
1	XMAD	17.13	-0.39
2	AQEU	21.86	-0.58
3	CEUX	31.02	-1.62
4	TQEX	66.51	+1.98

Monthly Spread Trend



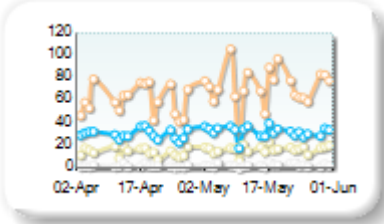
Spreads measure the bid to offer spread of the best visible orders in the book. The result is averaged over the stocks in the index and is based on measurements of the order books every 30 seconds. The value for the spread is quoted in basis points (0.01%).

Book Depths

10BPS Depth (top of book)

Rank	Venue	Depth (1K EUR)	Change
1	XMAD	71.4	+11.3
2	AQEU	32.4	+0.8
3	CEUX	16.9	+2.4
4	TQEX	2.8	+0.6

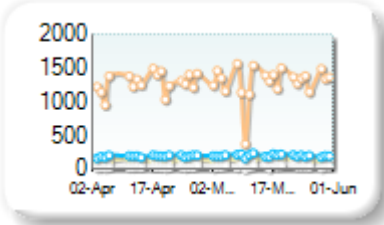
Monthly Depth Trend



50BPS Depth (deeper into book)

Rank	Venue	Depth (1K EUR)	Change
1	XMAD	1,286.1	+8.3
2	AQEU	201.9	-0.5
3	CEUX	141.3	+11.1
4	TQEX	41.1	+9.2
5	BATE	9.4	-2.5

Monthly Depth Trend



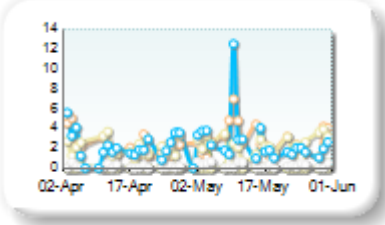
Market depth measures the amount of visible liquidity (bids and offers) in the order book within 10 or 50 BPS of mid price. The result is averaged over the stocks in the index and is based on measurements of the order book every 30 seconds. This is quoted in '000s of EUR.

Best Prices

At touch

Rank	Venue	Best Price (%)	Change
1	XMAD	2.78	-0.34
2	AQEU	2.55	+0.46
3	CEUX	2.25	+0.17
4	TQEX	0.29	+0.25
5	BATE	0.11	+0.12
6	CHIX	0.00	+0.00
7	TRQX	0.00	+0.00
8	AQXE	0.00	+0.00

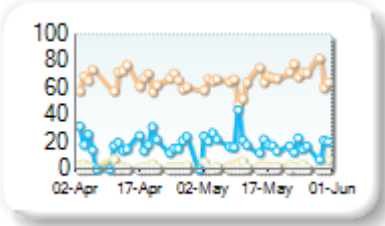
Best Prices Trend



25k EUR deal

Rank	Venue	Best Price (%)	Change
1	XMAD	66.49	+0.48
2	AQEU	18.62	+0.90
3	CEUX	2.78	+0.44
4	TQEX	0.23	+0.15
5	CHIX	0.00	+0.00
6	TRQX	0.00	+0.00
7	BATE	0.00	+0.00
8	AQXE	0.00	+0.00

Best Prices Trend

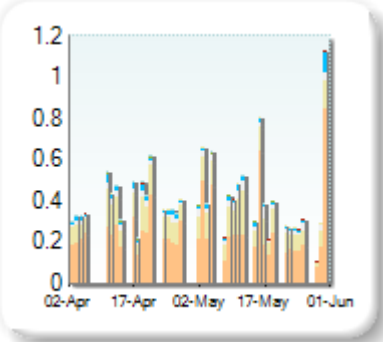


Best Price % measures how often each venue posts an absolute best price (no ties) for stocks. The result is averaged over the stocks in the index and is based on measurements of the order book every 5 seconds.

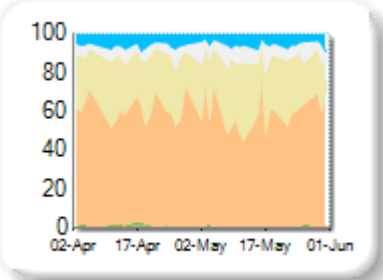
Market Share

Rank	Venue	Market Share	Change
1	XMAD	62.08%	+2.82
2	CEUX	25.06%	-2.57
3	TQEX	6.70%	+1.27
4	AQEU	5.44%	-0.64
5	BATE	0.56%	-0.43
6	CHIX	0.10%	-0.29
7	TRQX	0.05%	-0.17
8	AQXE	0.01%	+0.00

Volume Trend



Market Share Trend



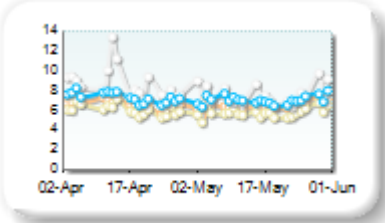
Market share is based on on-book value traded during continuous trading. The share is calculated by averaging over all stocks in the index. The current value shown is for last week and the change is relative to the previous week.

Spreads

At touch

Rank	Venue	Spread (bps)	Change
1	CEUX	5.72	-0.29
2	XMAD	6.47	-0.14
3	AQEU	7.03	-0.28
4	TQEX	7.50	-1.17
5	BATE	69.79	n/a

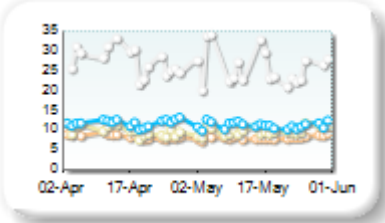
Monthly Spread Trend



25k EUR deal

Rank	Venue	Spread (bps)	Change
1	XMAD	8.03	-0.34
2	CEUX	9.71	-0.03
3	AQEU	11.16	-0.63
4	TQEX	28.07	-1.10
5	BATE	139.71	n/a

Monthly Spread Trend



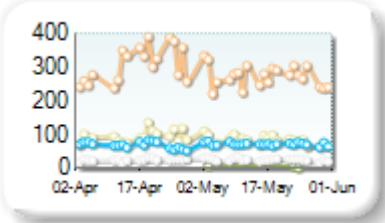
Spreads measure the bid to offer spread of the best visible orders in the book. The result is averaged over the stocks in the index and is based on measurements of the order books every 30 seconds. The value for the spread is quoted in basis points (0.01%).

Book Depths

10BPS Depth (top of book)

Rank	Venue	Depth (1K EUR)	Change
1	XMAD	271.4	-36.5
2	CEUX	83.2	-10.9
3	AQEU	71.4	-0.2
4	TQEX	25.4	+0.4
5	BATE	2.2	-0.1

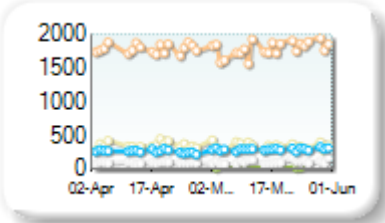
Monthly Depth Trend



50BPS Depth (deeper into book)

Rank	Venue	Depth (1K EUR)	Change
1	XMAD	1,778.6	-0.1
2	CEUX	340.7	-12.3
3	AQEU	294.8	+16.4
4	TQEX	110.8	+13.0
5	BATE	18.8	-0.4
6	CHIX	5.1	0.0

Monthly Depth Trend



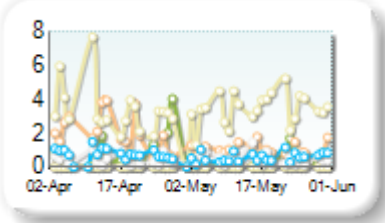
Market depth measures the amount of visible liquidity (bids and offers) in the order book within 10 or 50 BPS of mid price. The result is averaged over the stocks in the index and is based on measurements of the order book every 30 seconds. This is quoted in '000s of EUR.

Best Prices

At touch

Rank	Venue	Best Price (%)	Change
1	CEUX	3.29	-0.40
2	XMAD	1.05	-0.82
3	AQEU	0.56	-0.24
4	TQEX	0.47	+0.06
5	BATE	0.31	-0.30
6	CHIX	0.00	-0.01
7	TRQX	0.00	+0.00
8	AQXE	0.00	+0.00

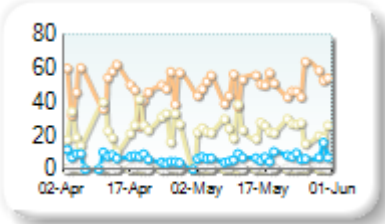
Best Prices Trend



25k EUR deal

Rank	Venue	Best Price (%)	Change
1	XMAD	49.74	+1.73
2	CEUX	22.97	-2.20
3	AQEU	6.83	+0.47
4	TQEX	1.45	+0.63
5	BATE	0.02	+0.01
6	CHIX	0.00	+0.00
7	TRQX	0.00	+0.00
8	AQXE	0.00	+0.00

Best Prices Trend

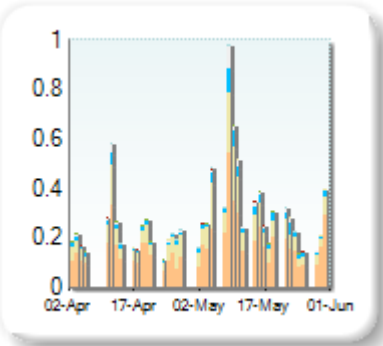


Best Price % measures how often each venue posts an absolute best price (no ties) for stocks. The result is averaged over the stocks in the index and is based on measurements of the order book every 5 seconds.

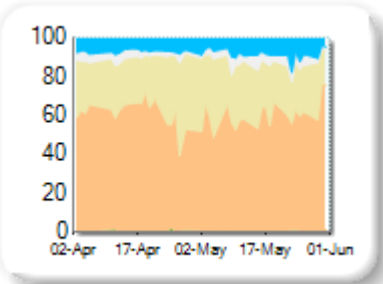
Market Share

Rank	Venue	Market Share	Change
1	XMAD	58.90%	-1.38
2	CEUX	27.25%	-0.60
3	AQEU	8.55%	+1.17
4	TQEX	4.81%	+0.98
5	BATE	0.37%	-0.07
6	CHIX	0.08%	-0.04
7	TRQX	0.03%	-0.06
8	AQXE	0.00%	-0.01

Volume Trend



Market Share Trend



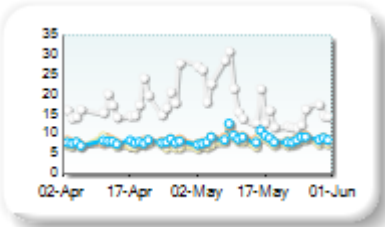
Market share is based on on-book value traded during continuous trading. The share is calculated by averaging over all stocks in the index. The current value shown is for last week and the change is relative to the previous week.

Spreads

At touch

Rank	Venue	Spread (bps)	Change
1	CEUX	8.04	+0.69
2	AQEU	8.83	+0.91
3	XMAD	8.94	+0.91
4	TQEX	17.82	+0.18
5	BATE	143.18	-357.82

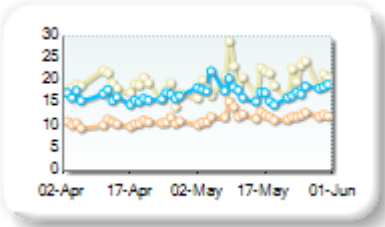
Monthly Spread Trend



25k EUR deal

Rank	Venue	Spread (bps)	Change
1	XMAD	12.26	+1.51
2	AQEU	17.77	+1.36
3	CEUX	20.74	+1.96
4	TQEX	75.95	+12.57

Monthly Spread Trend



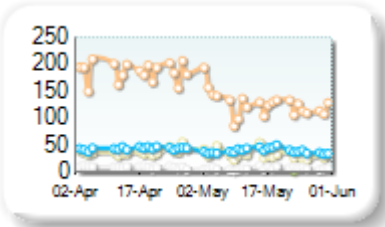
Spreads measure the bid to offer spread of the best visible orders in the book. The result is averaged over the stocks in the index and is based on measurements of the order books every 30 seconds. The value for the spread is quoted in basis points (0.01%).

Book Depths

10BPS Depth (top of book)

Rank	Venue	Depth (1K EUR)	Change
1	XMAD	125.5	-59.7
2	AQEU	39.7	-6.1
3	CEUX	32.7	-5.0
4	TQEX	7.4	-2.2
5	BATE	0.8	+0.0

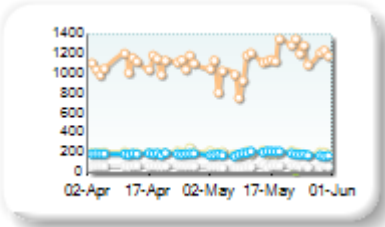
Monthly Depth Trend



50BPS Depth (deeper into book)

Rank	Venue	Depth (1K EUR)	Change
1	XMAD	1,128.3	+28.5
2	CEUX	194.4	-6.1
3	AQEU	186.5	-7.9
4	TQEX	60.4	-4.4
5	BATE	11.4	+2.3
6	CHIX	4.4	+0.4

Monthly Depth Trend



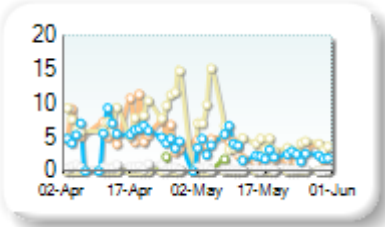
Market depth measures the amount of visible liquidity (bids and offers) in the order book within 10 or 50 BPS of mid price. The result is averaged over the stocks in the index and is based on measurements of the order book every 30 seconds. This is quoted in '000s of EUR.

Best Prices

At touch

Rank	Venue	Best Price (%)	Change
1	CEUX	4.73	-3.84
2	XMAD	2.93	-3.25
3	AQEU	2.82	-2.40
4	TQEX	0.30	-0.26
5	BATE	0.18	0.00
6	CHIX	0.00	+0.00
7	TRQX	0.00	+0.00
8	AQXE	0.00	+0.00

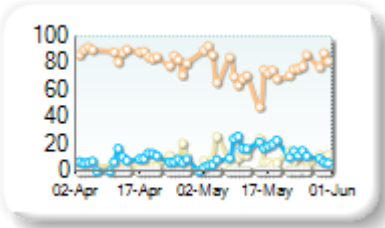
Best Prices Trend



25k EUR deal

Rank	Venue	Best Price (%)	Change
1	XMAD	75.33	-9.53
2	AQEU	12.96	+4.82
3	CEUX	8.98	+3.37
4	TQEX	0.14	+0.13
5	CHIX	0.00	+0.00
6	TRQX	0.00	+0.00
7	BATE	0.00	+0.00
8	AQXE	0.00	+0.00

Best Prices Trend

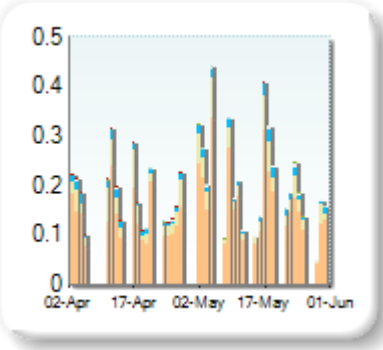


Best Price % measures how often each venue posts an absolute best price (no ties) for stocks. The result is averaged over the stocks in the index and is based on measurements of the order book every 5 seconds.

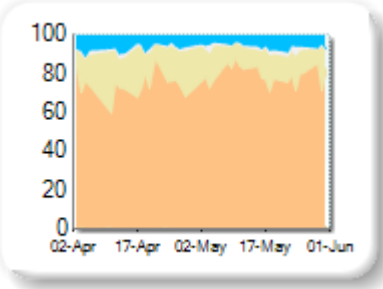
Market Share

Rank	Venue	Market Share	Change
1	XMAD	77.59%	+4.38
2	CEUX	14.98%	-3.27
3	AQEU	5.51%	-1.22
4	TQEX	1.80%	+0.39
5	BATE	0.06%	-0.16
6	CHIX	0.05%	-0.07
7	TRQX	0.02%	-0.04

Volume Trend



Market Share Trend



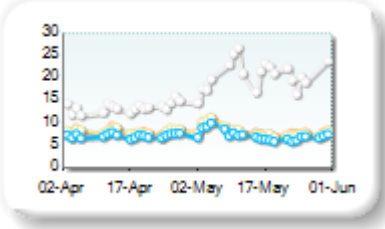
Market share is based on on-book value traded during continuous trading. The share is calculated by averaging over all stocks in the index. The current value shown is for last week and the change is relative to the previous week.

Spreads

At touch

Rank	Venue	Spread (bps)	Change
1	AQEU	7.23	+0.03
2	XMAD	8.16	+0.03
3	CEUX	8.17	+0.06
4	TQEX	25.19	+11.63
5	BATE	200.32	-8.15

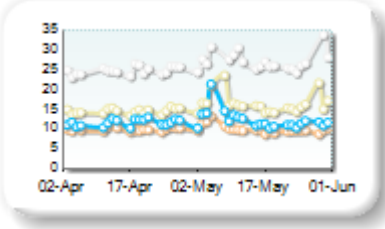
Monthly Spread Trend



25k EUR deal

Rank	Venue	Spread (bps)	Change
1	XMAD	9.95	-0.03
2	AQEU	12.22	+0.60
3	CEUX	16.39	+1.87
4	TQEX	30.95	+6.12

Monthly Spread Trend



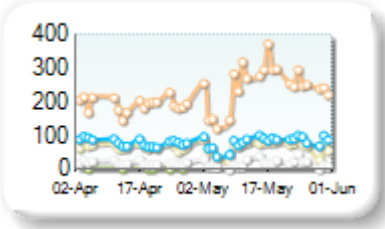
Spreads measure the bid to offer spread of the best visible orders in the book. The result is averaged over the stocks in the index and is based on measurements of the order books every 30 seconds. The value for the spread is quoted in basis points (0.01%).

Book Depths

10BPS Depth (top of book)

Rank	Venue	Depth (1K EUR)	Change
1	XMAD	246.3	+55.2
2	AQEU	81.1	-1.2
3	CEUX	66.3	0.0
4	TQEX	17.4	-0.7
5	BATE	0.9	-0.8
6	CHIX	0.4	-1.0

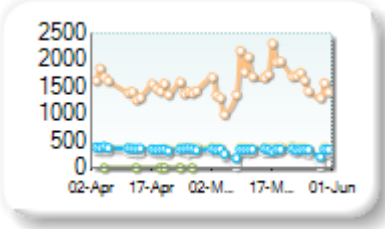
Monthly Depth Trend



50BPS Depth (deeper into book)

Rank	Venue	Depth (1K EUR)	Change
1	XMAD	1,659.0	+174.7
2	CEUX	363.6	-5.2
3	AQEU	330.2	-46.2
4	TQEX	271.6	-29.1
5	BATE	6.2	-4.0
6	CHIX	6.1	-8.1

Monthly Depth Trend



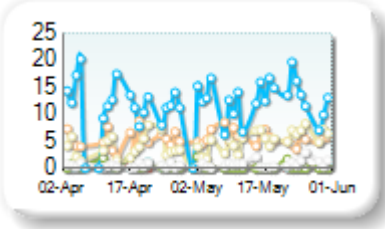
Market depth measures the amount of visible liquidity (bids and offers) in the order book within 10 or 50 BPS of mid price. The result is averaged over the stocks in the index and is based on measurements of the order book every 30 seconds. This is quoted in '000s of EUR.

Best Prices

At touch

Rank	Venue	Best Price (%)	Change
1	AQEU	12.28	-1.56
2	XMAD	5.66	+0.66
3	CEUX	4.98	+1.77
4	TQEX	0.83	+0.29
5	BATE	0.18	-0.38
6	TRQX	0.00	-0.07
7	CHIX	0.00	-0.03

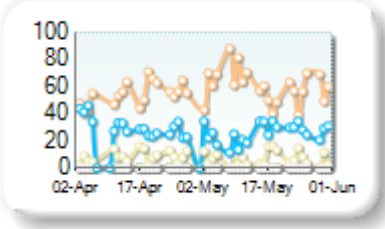
Best Prices Trend



25k EUR deal

Rank	Venue	Best Price (%)	Change
1	XMAD	60.17	+5.57
2	AQEU	24.94	-2.53
3	CEUX	6.85	-1.67
4	TQEX	0.09	+0.07
5	CHIX	0.00	+0.00
6	TRQX	0.00	0.00
7	BATE	0.00	+0.00

Best Prices Trend



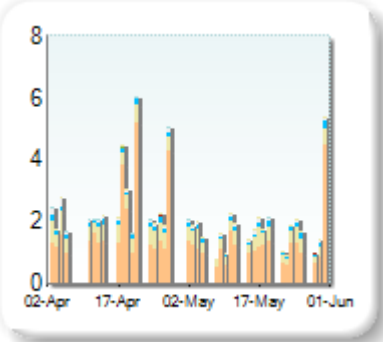
Best Price % measures how often each venue posts an absolute best price (no ties) for stocks. The result is averaged over the stocks in the index and is based on measurements of the order book every 5 seconds.



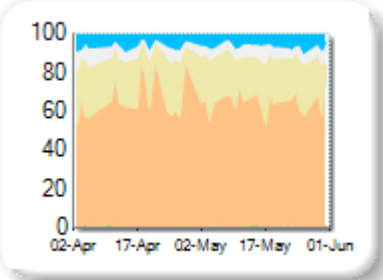
Market Share

Rank	Venue	Market Share	Change
1	XMAD	65.92%	-3.95
2	CEUX	21.66%	+2.36
3	AQEU	6.00%	+0.73
4	TQEX	5.81%	+0.80
5	BATE	0.46%	+0.07
6	CHIX	0.09%	-0.01
7	TRQX	0.06%	+0.00
8	AQXE	0.01%	+0.00

Volume Trend



Market Share Trend



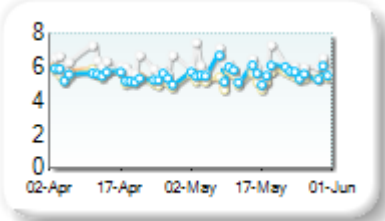
Market share is based on on-book value traded during continuous trading. The share is calculated by averaging over all stocks in the index. The current value shown is for last week and the change is relative to the previous week.

Spreads

At touch

Rank	Venue	Spread (bps)	Change
1	CEUX	5.33	+0.06
2	XMAD	5.48	+0.05
3	AQEU	5.62	+0.22
4	TQEX	6.08	-0.06
5	CHIX	68.45	+1.14
6	BATE	185.10	+129.11
7	AQXE	501.00	n/a

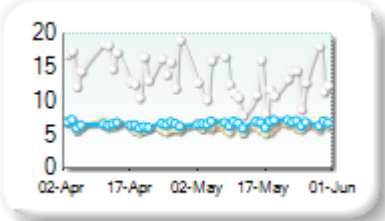
Monthly Spread Trend



25k EUR deal

Rank	Venue	Spread (bps)	Change
1	XMAD	6.03	-0.01
2	CEUX	6.31	+0.21
3	AQEU	6.68	+0.23
4	TQEX	13.26	-1.79
5	BATE	299.03	+194.42

Monthly Spread Trend



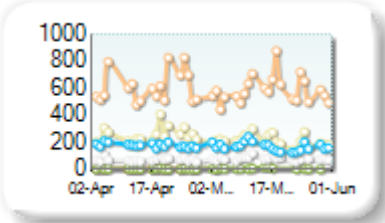
Spreads measure the bid to offer spread of the best visible orders in the book. The result is averaged over the stocks in the index and is based on measurements of the order books every 30 seconds. The value for the spread is quoted in basis points (0.01%).

Book Depths

10BPS Depth (top of book)

Rank	Venue	Depth (1K EUR)	Change
1	XMAD	585.2	-21.3
2	CEUX	213.1	-41.2
3	AQEU	168.0	-16.5
4	TQEX	82.4	+9.7
5	BATE	5.4	+1.4
6	CHIX	0.1	+0.0

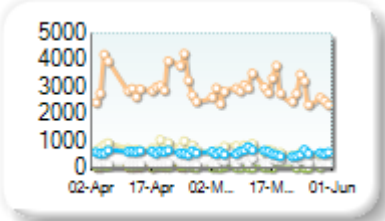
Monthly Depth Trend



50BPS Depth (deeper into book)

Rank	Venue	Depth (1K EUR)	Change
1	XMAD	2,884.4	-272.2
2	CEUX	631.3	-149.6
3	AQEU	570.9	-49.0
4	TQEX	249.4	+75.2
5	BATE	23.1	-49.4
6	CHIX	14.1	-50.1

Monthly Depth Trend



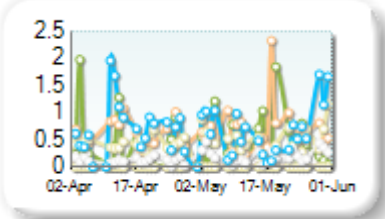
Market depth measures the amount of visible liquidity (bids and offers) in the order book within 10 or 50 BPS of mid price. The result is averaged over the stocks in the index and is based on measurements of the order book every 30 seconds. This is quoted in '000s of EUR.

Best Prices

At touch

Rank	Venue	Best Price (%)	Change
1	XMAD	0.68	+0.11
2	AQEU	0.64	+0.05
3	CEUX	0.46	+0.04
4	BATE	0.46	+0.29
5	TQEX	0.21	+0.12
6	CHIX	0.00	+0.00
7	TRQX	0.00	+0.00
8	AQXE	0.00	+0.00

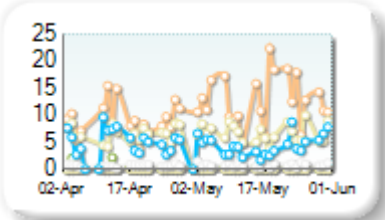
Best Prices Trend



25k EUR deal

Rank	Venue	Best Price (%)	Change
1	XMAD	12.68	+3.37
2	CEUX	6.38	-0.20
3	AQEU	4.25	-0.61
4	TQEX	0.84	+0.12
5	BATE	0.11	-0.20
6	CHIX	0.00	+0.00
7	TRQX	0.00	+0.00
8	AQXE	0.00	+0.00

Best Prices Trend

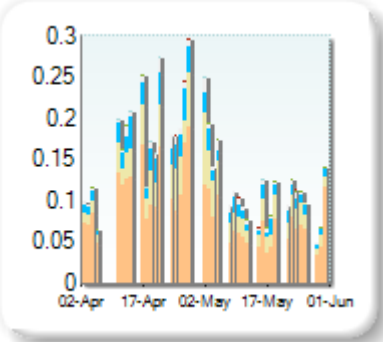


Best Price % measures how often each venue posts an absolute best price (no ties) for stocks. The result is averaged over the stocks in the index and is based on measurements of the order book every 5 seconds.

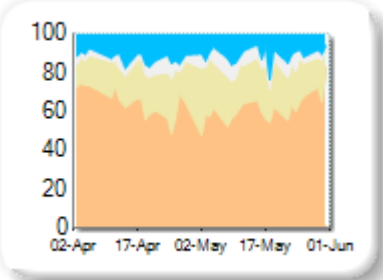
Market Share

Rank	Venue	Market Share	Change
1	XMAD	59.98%	-3.34
2	CEUX	22.88%	+4.07
3	AQEU	11.14%	-1.88
4	TQEX	5.78%	+1.09
5	BATE	0.16%	+0.08
6	TRQX	0.04%	-0.02
7	CHIX	0.01%	+0.01
8	AQXE	0.00%	+0.00

Volume Trend



Market Share Trend



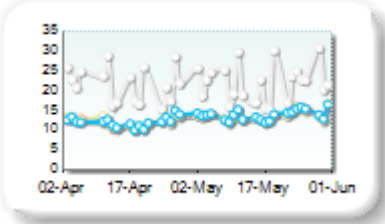
Market share is based on on-book value traded during continuous trading. The share is calculated by averaging over all stocks in the index. The current value shown is for last week and the change is relative to the previous week.

Spreads

At touch

Rank	Venue	Spread (bps)	Change
1	CEUX	13.59	+1.51
2	XMAD	13.73	+1.98
3	AQEU	13.80	+1.77
4	TQEX	21.98	-1.28

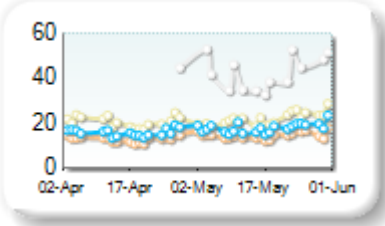
Monthly Spread Trend



25k EUR deal

Rank	Venue	Spread (bps)	Change
1	XMAD	14.75	+1.79
2	AQEU	17.88	+2.05
3	CEUX	21.81	+1.40
4	TQEX	43.14	-1.37

Monthly Spread Trend



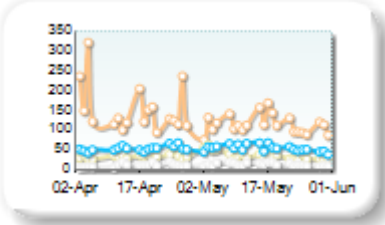
Spreads measure the bid to offer spread of the best visible orders in the book. The result is averaged over the stocks in the index and is based on measurements of the order books every 30 seconds. The value for the spread is quoted in basis points (0.01%).

Book Depths

10BPS Depth (top of book)

Rank	Venue	Depth (1K EUR)	Change
1	XMAD	113.9	-38.0
2	AQEU	53.5	-1.5
3	CEUX	34.6	+0.7
4	TQEX	12.1	+1.9
5	BATE	6.5	+0.1

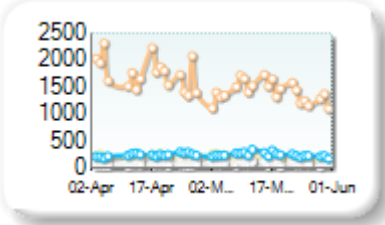
Monthly Depth Trend



50BPS Depth (deeper into book)

Rank	Venue	Depth (1K EUR)	Change
1	XMAD	1,409.8	-334.5
2	AQEU	250.6	-7.8
3	CEUX	180.8	-25.9
4	TQEX	79.2	+22.1
5	BATE	7.5	+0.2

Monthly Depth Trend



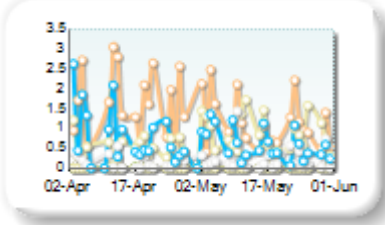
Market depth measures the amount of visible liquidity (bids and offers) in the order book within 10 or 50 BPS of mid price. The result is averaged over the stocks in the index and is based on measurements of the order book every 30 seconds. This is quoted in '000s of EUR.

Best Prices

At touch

Rank	Venue	Best Price (%)	Change
1	XMAD	1.11	-0.25
2	CEUX	0.83	+0.30
3	AQEU	0.59	-0.23
4	TQEX	0.23	+0.08
5	CHIX	0.00	+0.00
6	TRQX	0.00	+0.00
7	BATE	0.00	0.00
8	AQXE	0.00	+0.00

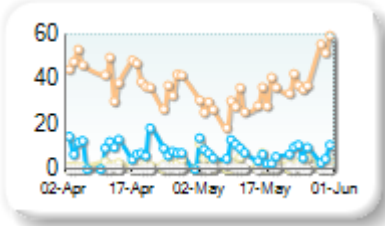
Best Prices Trend



25k EUR deal

Rank	Venue	Best Price (%)	Change
1	XMAD	35.04	-5.93
2	AQEU	7.02	-1.47
3	CEUX	3.26	+0.83
4	TQEX	0.64	+0.41
5	CHIX	0.00	+0.00
6	TRQX	0.00	+0.00
7	BATE	0.00	+0.00
8	AQXE	0.00	+0.00

Best Prices Trend

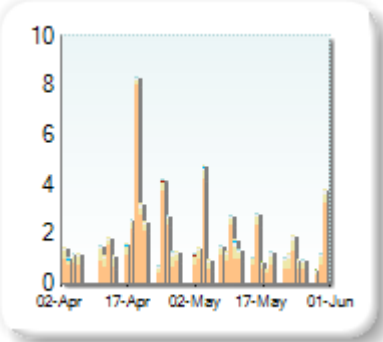


Best Price % measures how often each venue posts an absolute best price (no ties) for stocks. The result is averaged over the stocks in the index and is based on measurements of the order book every 5 seconds.

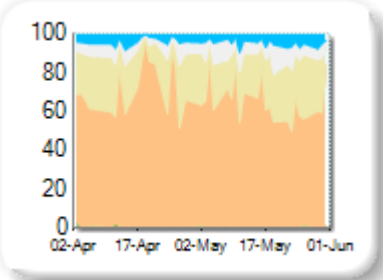
Market Share

Rank	Venue	Market Share	Change
1	XMAD	70.44%	-9.15
2	CEUX	18.45%	+5.14
3	TQEX	6.13%	+2.37
4	AQEU	4.41%	+1.61
5	BATE	0.41%	+0.05
6	CHIX	0.08%	-0.02
7	TRQX	0.07%	+0.00
8	AQXE	0.00%	+0.00

Volume Trend



Market Share Trend



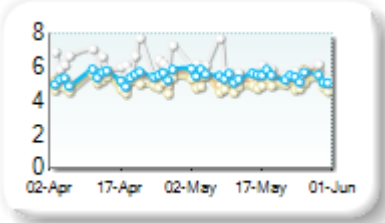
Market share is based on on-book value traded during continuous trading. The share is calculated by averaging over all stocks in the index. The current value shown is for last week and the change is relative to the previous week.

Spreads

At touch

Rank	Venue	Spread (bps)	Change
1	CEUX	4.90	-0.05
2	XMAD	5.33	-0.04
3	AQEU	5.44	+0.05
4	TQEX	5.82	-0.53
5	BATE	204.90	-19.29

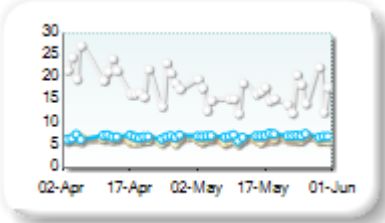
Monthly Spread Trend



25k EUR deal

Rank	Venue	Spread (bps)	Change
1	XMAD	6.21	+0.00
2	CEUX	6.49	+0.08
3	AQEU	7.13	+0.18
4	TQEX	16.87	-3.30
5	BATE	270.66	-86.90

Monthly Spread Trend



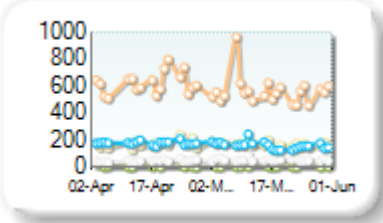
Spreads measure the bid to offer spread of the best visible orders in the book. The result is averaged over the stocks in the index and is based on measurements of the order books every 30 seconds. The value for the spread is quoted in basis points (0.01%).

Book Depths

10BPS Depth (top of book)

Rank	Venue	Depth (1K EUR)	Change
1	XMAD	561.0	-59.2
2	CEUX	168.1	-6.7
3	AQEU	161.8	-24.9
4	TQEX	55.0	+7.7
5	BATE	2.0	+0.3
6	CHIX	0.0	+0.0

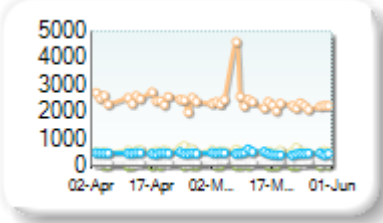
Monthly Depth Trend



50BPS Depth (deeper into book)

Rank	Venue	Depth (1K EUR)	Change
1	XMAD	2,385.5	-71.3
2	CEUX	550.3	-19.1
3	AQEU	478.4	-24.9
4	TQEX	157.1	+31.4
5	BATE	10.9	+1.2
6	CHIX	10.0	+3.4

Monthly Depth Trend



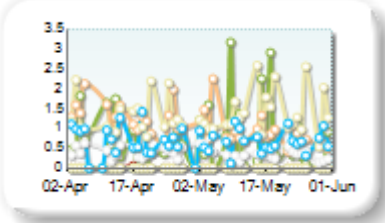
Market depth measures the amount of visible liquidity (bids and offers) in the order book within 10 or 50 BPS of mid price. The result is averaged over the stocks in the index and is based on measurements of the order book every 30 seconds. This is quoted in '000s of EUR.

Best Prices

At touch

Rank	Venue	Best Price (%)	Change
1	CEUX	1.34	-0.01
2	XMAD	0.87	-0.23
3	BATE	0.78	+0.13
4	AQEU	0.65	-0.13
5	TQEX	0.34	-0.06
6	CHIX	0.00	0.00
7	TRQX	0.00	+0.00
8	AQXE	0.00	+0.00

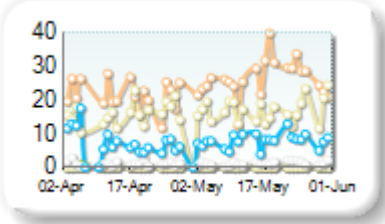
Best Prices Trend



25k EUR deal

Rank	Venue	Best Price (%)	Change
1	XMAD	26.21	+4.81
2	CEUX	16.06	+0.25
3	AQEU	7.51	+0.43
4	TQEX	1.31	+0.10
5	BATE	0.03	-0.06
6	CHIX	0.00	+0.00
7	TRQX	0.00	+0.00
8	AQXE	0.00	+0.00

Best Prices Trend

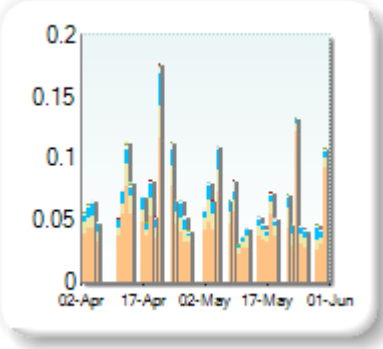


Best Price % measures how often each venue posts an absolute best price (no ties) for stocks. The result is averaged over the stocks in the index and is based on measurements of the order book every 5 seconds.

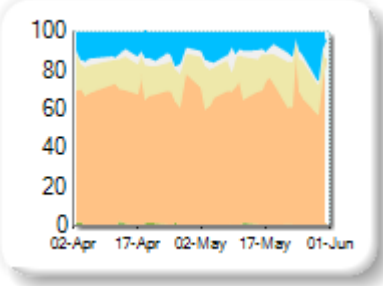
Market Share

Rank	Venue	Market Share	Change
1	XMAD	70.93%	+2.86
2	CEUX	15.17%	+0.07
3	AQEU	9.90%	-2.70
4	TQEX	3.59%	+0.51
5	BATE	0.25%	-0.66
6	CHIX	0.08%	-0.11
7	TRQX	0.07%	+0.02
8	AQXE	0.00%	0.00

Volume Trend



Market Share Trend



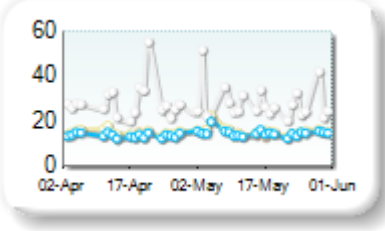
Market share is based on on-book value traded during continuous trading. The share is calculated by averaging over all stocks in the index. The current value shown is for last week and the change is relative to the previous week.

Spreads

At touch

Rank	Venue	Spread (bps)	Change
1	AQEU	14.73	+1.06
2	XMAD	14.97	+0.87
3	CEUX	15.62	+0.72
4	TQEX	30.12	+1.45

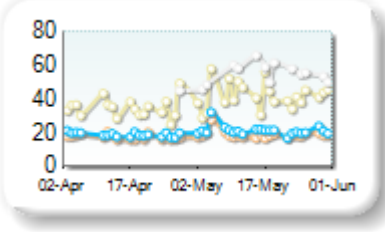
Monthly Spread Trend



25k EUR deal

Rank	Venue	Spread (bps)	Change
1	XMAD	18.59	+1.15
2	AQEU	21.07	+2.33
3	CEUX	41.56	+7.07
4	TQEX	55.08	+10.48

Monthly Spread Trend



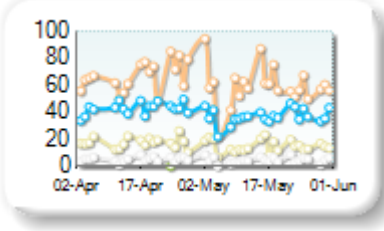
Spreads measure the bid to offer spread of the best visible orders in the book. The result is averaged over the stocks in the index and is based on measurements of the order books every 30 seconds. The value for the spread is quoted in basis points (0.01%).

Book Depths

10BPS Depth (top of book)

Rank	Venue	Depth (1K EUR)	Change
1	XMAD	59.4	-7.2
2	AQEU	36.9	-7.5
3	CEUX	15.1	-2.5
4	TQEX	4.6	-0.5
5	BATE	0.9	+0.1

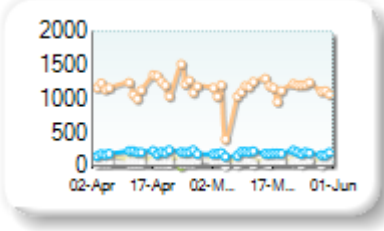
Monthly Depth Trend



50BPS Depth (deeper into book)

Rank	Venue	Depth (1K EUR)	Change
1	XMAD	1,115.3	-78.1
2	AQEU	191.9	-18.9
3	CEUX	97.2	-20.8
4	TQEX	55.8	+8.7
5	BATE	2.3	-0.6

Monthly Depth Trend



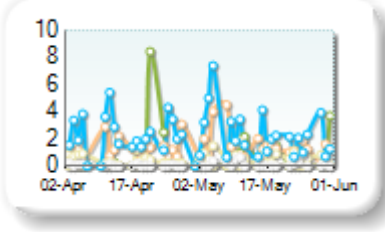
Market depth measures the amount of visible liquidity (bids and offers) in the order book within 10 or 50 BPS of mid price. The result is averaged over the stocks in the index and is based on measurements of the order book every 30 seconds. This is quoted in '000s of EUR.

Best Prices

At touch

Rank	Venue	Best Price (%)	Change
1	AQEU	2.23	-0.03
2	XMAD	1.48	+0.92
3	CEUX	0.64	+0.35
4	BATE	0.37	-0.21
5	TQEX	0.16	+0.09
6	CHIX	0.00	+0.00
7	TRQX	0.00	+0.00
8	AQXE	0.00	+0.00

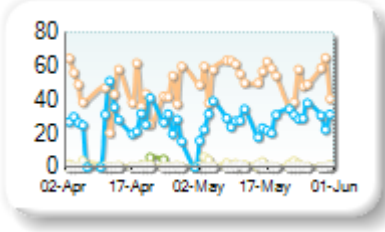
Best Prices Trend



25k EUR deal

Rank	Venue	Best Price (%)	Change
1	XMAD	53.10	+7.86
2	AQEU	26.47	+0.82
3	CEUX	1.58	+0.69
4	TQEX	0.23	+0.17
5	CHIX	0.00	+0.00
6	TRQX	0.00	+0.00
7	BATE	0.00	-0.64
8	AQXE	0.00	+0.00

Best Prices Trend

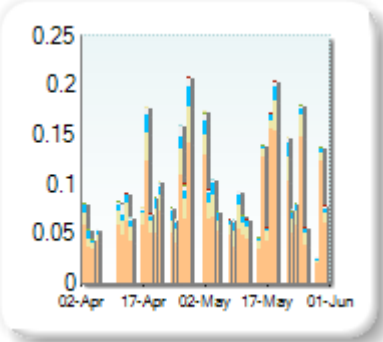


Best Price % measures how often each venue posts an absolute best price (no ties) for stocks. The result is averaged over the stocks in the index and is based on measurements of the order book every 5 seconds.

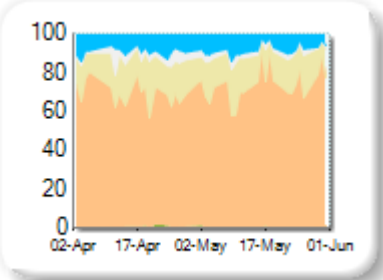
Market Share

Rank	Venue	Market Share	Change
1	XMAD	75.28%	+7.23
2	CEUX	14.49%	-3.22
3	AQEU	7.38%	-1.78
4	TQEX	2.39%	-1.98
5	BATE	0.32%	-0.09
6	TRQX	0.09%	-0.02
7	CHIX	0.05%	-0.12
8	AQXE	0.00%	0.00

Volume Trend



Market Share Trend



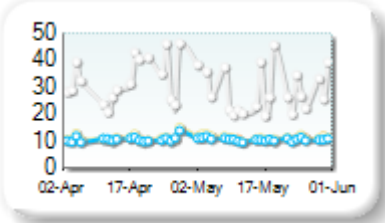
Market share is based on on-book value traded during continuous trading. The share is calculated by averaging over all stocks in the index. The current value shown is for last week and the change is relative to the previous week.

Spreads

At touch

Rank	Venue	Spread (bps)	Change
1	AQEU	10.63	-0.10
2	XMAD	11.01	+0.20
3	CEUX	11.25	+0.08
4	TQEX	29.64	-4.50
5	BATE	464.02	+215.96

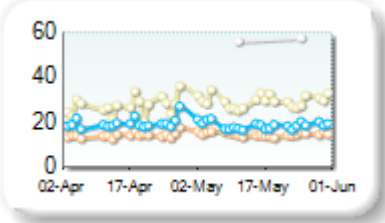
Monthly Spread Trend



25k EUR deal

Rank	Venue	Spread (bps)	Change
1	XMAD	14.76	+0.39
2	AQEU	18.64	-0.96
3	CEUX	29.40	+2.03
4	TQEX	69.06	-25.95

Monthly Spread Trend



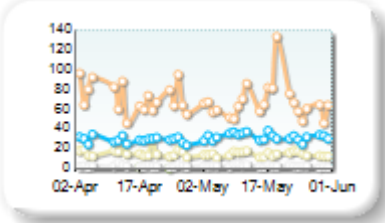
Spreads measure the bid to offer spread of the best visible orders in the book. The result is averaged over the stocks in the index and is based on measurements of the order books every 30 seconds. The value for the spread is quoted in basis points (0.01%).

Book Depths

10BPS Depth (top of book)

Rank	Venue	Depth (1K EUR)	Change
1	XMAD	67.0	-4.6
2	AQEU	32.0	+1.7
3	CEUX	14.3	-2.1
4	TQEX	2.4	+0.1
5	BATE	0.9	+0.1
6	CHIX	0.1	+0.0

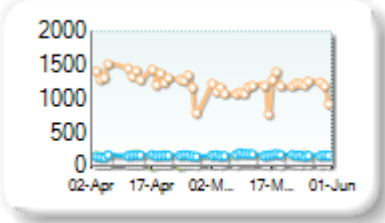
Monthly Depth Trend



50BPS Depth (deeper into book)

Rank	Venue	Depth (1K EUR)	Change
1	XMAD	1,152.8	-143.2
2	AQEU	165.1	+2.3
3	CEUX	140.3	-5.2
4	TQEX	38.1	+3.9
5	BATE	4.3	-0.9
6	CHIX	1.9	+0.2

Monthly Depth Trend



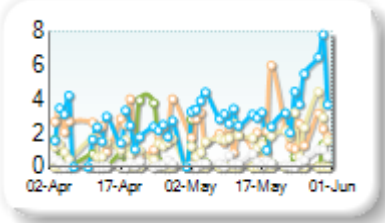
Market depth measures the amount of visible liquidity (bids and offers) in the order book within 10 or 50 BPS of mid price. The result is averaged over the stocks in the index and is based on measurements of the order book every 30 seconds. This is quoted in '000s of EUR.

Best Prices

At touch

Rank	Venue	Best Price (%)	Change
1	AQEU	3.41	+1.65
2	XMAD	2.05	-0.19
3	CEUX	1.71	+0.39
4	BATE	0.33	-0.45
5	TQEX	0.32	+0.24
6	CHIX	0.00	+0.00
7	TRQX	0.00	+0.00
8	AQXE	0.00	+0.00

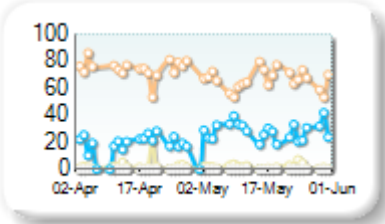
Best Prices Trend



25k EUR deal

Rank	Venue	Best Price (%)	Change
1	XMAD	66.10	-8.14
2	AQEU	26.96	+8.73
3	CEUX	1.82	-1.02
4	TQEX	0.01	-0.01
5	CHIX	0.00	+0.00
6	TRQX	0.00	+0.00
7	BATE	0.00	+0.00
8	AQXE	0.00	+0.00

Best Prices Trend



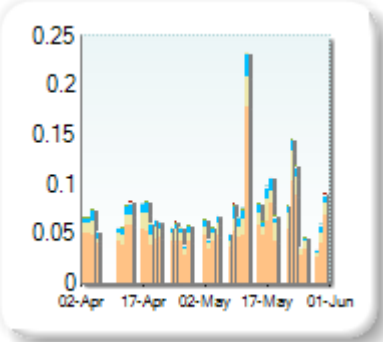
Best Price % measures how often each venue posts an absolute best price (no ties) for stocks. The result is averaged over the stocks in the index and is based on measurements of the order book every 5 seconds.



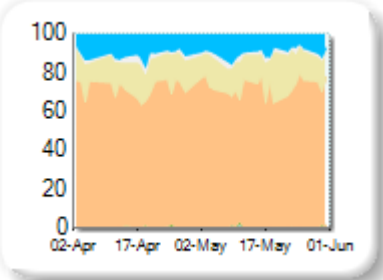
Market Share

Rank	Venue	Market Share	Change
1	XMAD	71.93%	+1.44
2	CEUX	16.13%	+0.19
3	AQEU	9.52%	-1.47
4	TQEX	1.85%	-0.26
5	BATE	0.34%	+0.01
6	CHIX	0.12%	0.00
7	TRQX	0.11%	+0.10
8	AQXE	0.00%	+0.00

Volume Trend



Market Share Trend



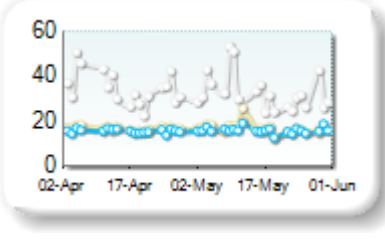
Market share is based on on-book value traded during continuous trading. The share is calculated by averaging over all stocks in the index. The current value shown is for last week and the change is relative to the previous week.

Spreads

At touch

Rank	Venue	Spread (bps)	Change
1	AQEU	15.96	+0.31
2	XMAD	16.04	+0.08
3	CEUX	17.18	+0.33
4	TQEX	35.00	+0.30

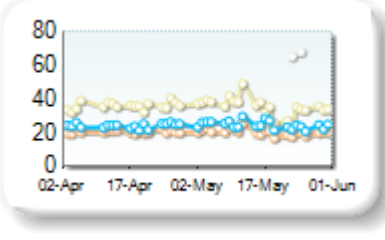
Monthly Spread Trend



25k EUR deal

Rank	Venue	Spread (bps)	Change
1	XMAD	20.26	-0.11
2	AQEU	24.43	+0.42
3	CEUX	35.19	-0.51
4	TQEX	72.00	n/a

Monthly Spread Trend



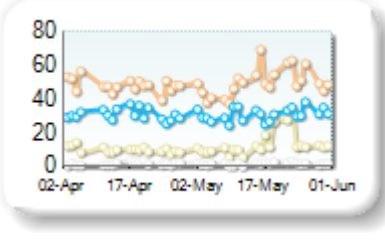
Spreads measure the bid to offer spread of the best visible orders in the book. The result is averaged over the stocks in the index and is based on measurements of the order books every 30 seconds. The value for the spread is quoted in basis points (0.01%).

Book Depths

10BPS Depth (top of book)

Rank	Venue	Depth (1K EUR)	Change
1	XMAD	49.6	+1.7
2	AQEU	30.7	-1.2
3	CEUX	13.1	+3.1
4	TQEX	1.7	-0.1
5	BATE	0.2	0.0

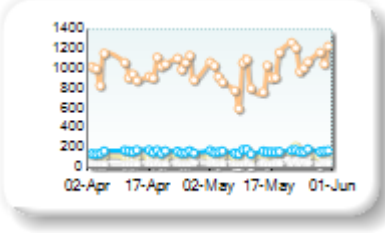
Monthly Depth Trend



50BPS Depth (deeper into book)

Rank	Venue	Depth (1K EUR)	Change
1	XMAD	998.1	-2.2
2	AQEU	160.0	-2.5
3	CEUX	119.3	+10.5
4	TQEX	33.9	+5.0
5	BATE	1.4	-0.4

Monthly Depth Trend



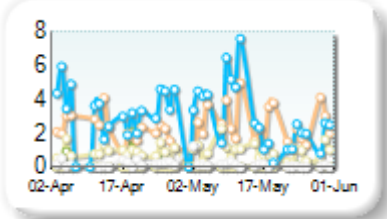
Market depth measures the amount of visible liquidity (bids and offers) in the order book within 10 or 50 BPS of mid price. The result is averaged over the stocks in the index and is based on measurements of the order book every 30 seconds. This is quoted in '000s of EUR.

Best Prices

At touch

Rank	Venue	Best Price (%)	Change
1	AQEU	2.76	-1.23
2	XMAD	2.44	-0.39
3	CEUX	0.86	+0.12
4	TQEX	0.16	+0.00
5	BATE	0.03	-0.17
6	CHIX	0.00	+0.00
7	TRQX	0.00	+0.00
8	AQXE	0.00	+0.00

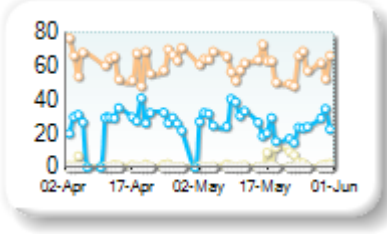
Best Prices Trend



25k EUR deal

Rank	Venue	Best Price (%)	Change
1	XMAD	60.41	-1.97
2	AQEU	25.20	-0.85
3	CEUX	2.52	+1.27
4	TQEX	0.01	-0.01
5	CHIX	0.00	+0.00
6	TRQX	0.00	+0.00
7	BATE	0.00	+0.00
8	AQXE	0.00	+0.00

Best Prices Trend

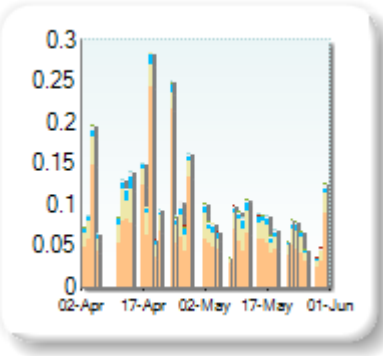


Best Price % measures how often each venue posts an absolute best price (no ties) for stocks. The result is averaged over the stocks in the index and is based on measurements of the order book every 5 seconds.

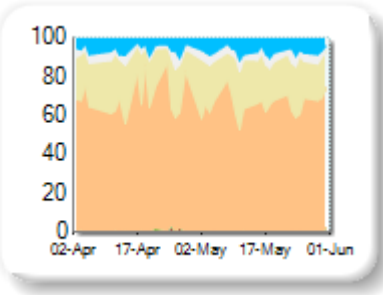
Market Share

Rank	Venue	Market Share	Change
1	XMAD	64.31%	-7.76
2	CEUX	23.56%	+4.80
3	AQEU	7.38%	+1.92
4	TQEX	4.38%	+1.29
5	BATE	0.30%	+0.11
6	CHIX	0.04%	-0.27
7	TRQX	0.04%	-0.09
8	AQXE	0.00%	0.00

Volume Trend



Market Share Trend



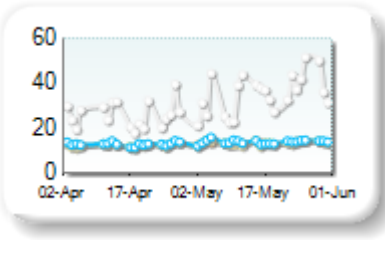
Market share is based on on-book value traded during continuous trading. The share is calculated by averaging over all stocks in the index. The current value shown is for last week and the change is relative to the previous week.

Spreads

At touch

Rank	Venue	Spread (bps)	Change
1	CEUX	13.37	+0.90
2	XMAD	13.56	+0.79
3	AQEU	13.87	+0.92
4	TQEX	35.06	+9.18

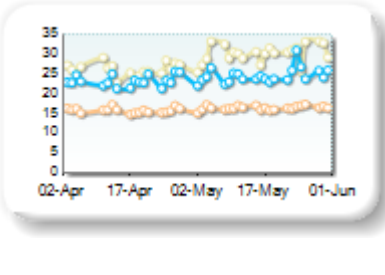
Monthly Spread Trend



25k EUR deal

Rank	Venue	Spread (bps)	Change
1	XMAD	16.37	+0.63
2	AQEU	24.55	+1.34
3	CEUX	30.13	+4.14

Monthly Spread Trend



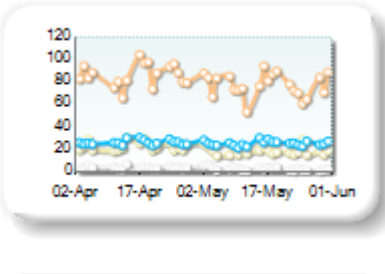
Spreads measure the bid to offer spread of the best visible orders in the book. The result is averaged over the stocks in the index and is based on measurements of the order books every 30 seconds. The value for the spread is quoted in basis points (0.01%).

Book Depths

10BPS Depth (top of book)

Rank	Venue	Depth (1K EUR)	Change
1	XMAD	77.1	-8.9
2	AQEU	25.7	-1.9
3	CEUX	18.9	-4.3
4	TQEX	3.1	-1.1
5	BATE	1.2	-1.0

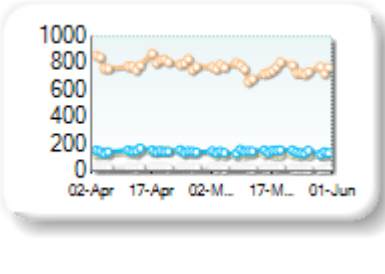
Monthly Depth Trend



50BPS Depth (deeper into book)

Rank	Venue	Depth (1K EUR)	Change
1	XMAD	748.1	-48.6
2	AQEU	144.4	-10.1
3	CEUX	127.0	-13.0
4	TQEX	24.4	-6.2
5	BATE	3.6	+0.4
6	CHIX	0.7	-0.1

Monthly Depth Trend



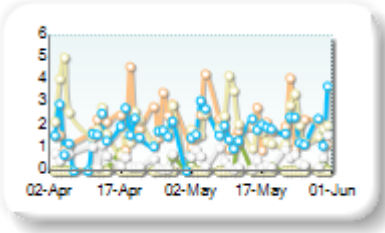
Market depth measures the amount of visible liquidity (bids and offers) in the order book within 10 or 50 BPS of mid price. The result is averaged over the stocks in the index and is based on measurements of the order book every 30 seconds. This is quoted in '000s of EUR.

Best Prices

At touch

Rank	Venue	Best Price (%)	Change
1	XMAD	2.00	+0.34
2	CEUX	1.96	-0.24
3	AQEU	1.83	+0.41
4	TQEX	0.49	-0.07
5	BATE	0.11	-0.08
6	CHIX	0.00	+0.00
7	TRQX	0.00	+0.00
8	AQXE	0.00	+0.00

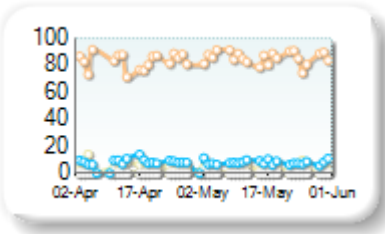
Best Prices Trend



25k EUR deal

Rank	Venue	Best Price (%)	Change
1	XMAD	85.15	+2.40
2	AQEU	7.67	-0.20
3	CEUX	2.86	-2.23
4	TQEX	0.02	+0.02
5	CHIX	0.00	+0.00
6	TRQX	0.00	+0.00
7	BATE	0.00	+0.00
8	AQXE	0.00	+0.00

Best Prices Trend

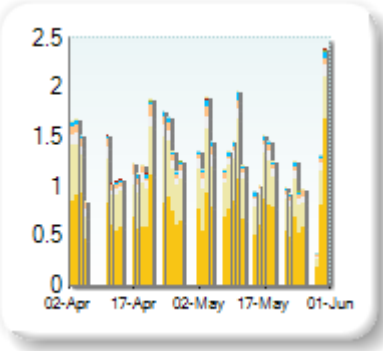


Best Price % measures how often each venue posts an absolute best price (no ties) for stocks. The result is averaged over the stocks in the index and is based on measurements of the order book every 5 seconds.

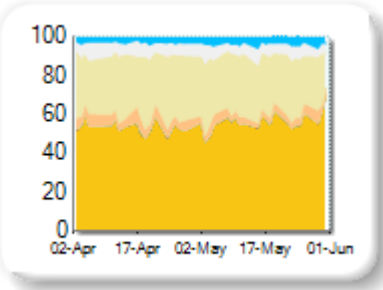
Market Share

Rank	Venue	Market Share	Change
1	ENXT	56.83%	+3.46
2	CEUX	29.44%	-2.33
3	TQEX	6.14%	-0.38
4	AQEU	3.75%	+0.74
5	XMAD	3.60%	-1.34
6	BATE	0.12%	-0.11
7	TRQX	0.08%	+0.06
8	CHIX	0.03%	-0.11
9	AQXE	0.01%	+0.01

Volume Trend



Market Share Trend



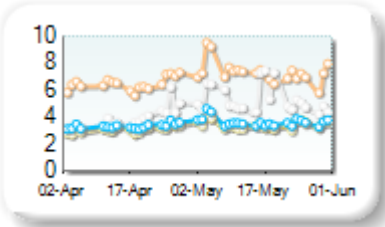
Market share is based on on-book value traded during continuous trading. The share is calculated by averaging over all stocks in the index. The current value shown is for last week and the change is relative to the previous week.

Spreads

At touch

Rank	Venue	Spread (bps)	Change
1	CEUX	3.42	+0.32
2	ENXT	3.47	+0.35
3	AQEU	3.64	+0.32
4	TQEX	5.32	+1.38
5	XMAD	7.32	+0.85
6	BATE	409.17	+198.59

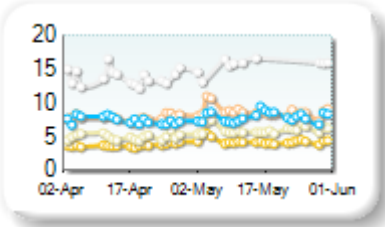
Monthly Spread Trend



25k EUR deal

Rank	Venue	Spread (bps)	Change
1	ENXT	4.30	+0.59
2	CEUX	5.99	+1.03
3	AQEU	7.89	+0.50
4	XMAD	8.67	+0.86
5	TQEX	27.88	+13.94
6	BATE	406.28	+213.34

Monthly Spread Trend



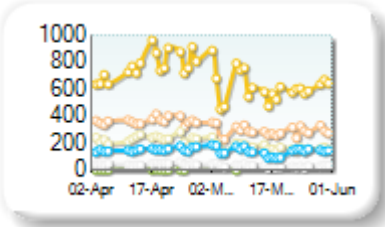
Spreads measure the bid to offer spread of the best visible orders in the book. The result is averaged over the stocks in the index and is based on measurements of the order books every 30 seconds. The value for the spread is quoted in basis points (0.01%).

Book Depths

10BPS Depth (top of book)

Rank	Venue	Depth (1K EUR)	Change
1	ENXT	615.5	-156.0
2	XMAD	289.8	-73.9
3	CEUX	169.1	-61.5
4	AQEU	140.5	-17.0
5	TQEX	32.8	-12.8
6	BATE	0.1	-1.3
7	CHIX	0.0	-0.1

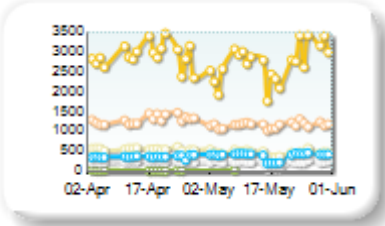
Monthly Depth Trend



50BPS Depth (deeper into book)

Rank	Venue	Depth (1K EUR)	Change
1	ENXT	2,729.5	-192.0
2	XMAD	1,163.6	-138.7
3	CEUX	462.9	-83.2
4	AQEU	382.8	+5.3
5	TQEX	205.2	-34.9
6	CHIX	8.7	-6.7
7	BATE	7.2	-6.9

Monthly Depth Trend



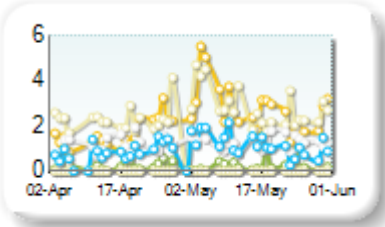
Market depth measures the amount of visible liquidity (bids and offers) in the order book within 10 or 50 BPS of mid price. The result is averaged over the stocks in the index and is based on measurements of the order book every 30 seconds. This is quoted in '000s of EUR.

Best Prices

At touch

Rank	Venue	Best Price (%)	Change
1	ENXT	2.76	+1.43
2	CEUX	2.67	+0.17
3	TQEX	1.28	+0.17
4	AQEU	1.12	+0.31
5	BATE	0.19	-0.14
6	CHIX	0.00	+0.00
7	TRQX	0.00	+0.00
8	AQXE	0.00	+0.00

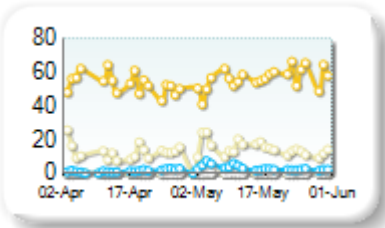
Best Prices Trend



25k EUR deal

Rank	Venue	Best Price (%)	Change
1	ENXT	56.05	+3.13
2	CEUX	14.09	+1.43
3	AQEU	2.97	+1.60
4	TQEX	0.37	+0.07
5	CHIX	0.00	+0.00
6	TRQX	0.00	+0.00
7	BATE	0.00	0.00
8	AQXE	0.00	+0.00

Best Prices Trend

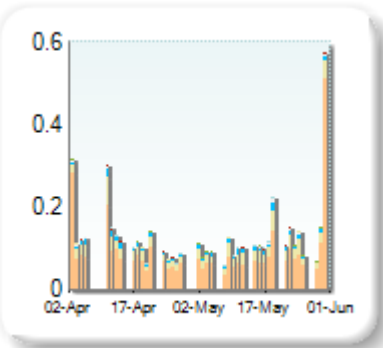


Best Price % measures how often each venue posts an absolute best price (no ties) for stocks. The result is averaged over the stocks in the index and is based on measurements of the order book every 5 seconds.

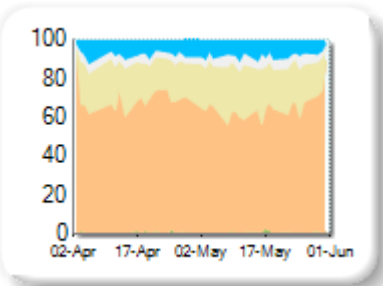
Market Share

Rank	Venue	Market Share	Change
1	XMAD	68.68%	-1.75
2	CEUX	19.59%	+1.37
3	AQEU	6.85%	+0.13
4	TQEX	4.23%	+0.29
5	BATE	0.51%	+0.07
6	CHIX	0.07%	-0.10
7	TRQX	0.07%	-0.01
8	AQXE	0.00%	+0.00

Volume Trend



Market Share Trend



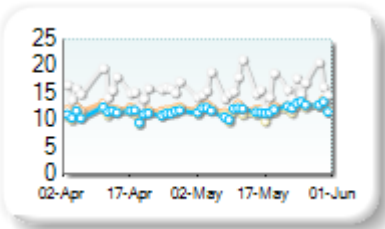
Market share is based on on-book value traded during continuous trading. The share is calculated by averaging over all stocks in the index. The current value shown is for last week and the change is relative to the previous week.

Spreads

At touch

Rank	Venue	Spread (bps)	Change
1	CEUX	11.66	+0.52
2	AQEU	11.98	+0.73
3	XMAD	12.36	+0.50
4	TQEX	16.03	+0.44
5	BATE	261.13	-27.63

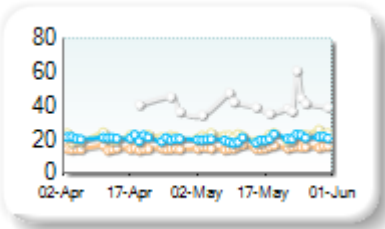
Monthly Spread Trend



25k EUR deal

Rank	Venue	Spread (bps)	Change
1	XMAD	15.32	+0.84
2	AQEU	20.28	-0.44
3	CEUX	21.97	+1.07
4	TQEX	41.83	+1.04

Monthly Spread Trend



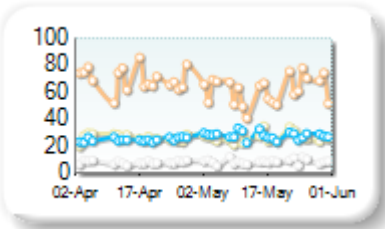
Spreads measure the bid to offer spread of the best visible orders in the book. The result is averaged over the stocks in the index and is based on measurements of the order books every 30 seconds. The value for the spread is quoted in basis points (0.01%).

Book Depths

10BPS Depth (top of book)

Rank	Venue	Depth (1K EUR)	Change
1	XMAD	61.4	-8.0
2	AQEU	28.0	+1.9
3	CEUX	26.4	+0.1
4	TQEX	8.9	+0.6
5	BATE	1.3	+0.0
6	CHIX	0.2	+0.0

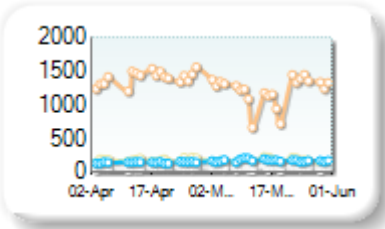
Monthly Depth Trend



50BPS Depth (deeper into book)

Rank	Venue	Depth (1K EUR)	Change
1	XMAD	1,211.3	-186.8
2	AQEU	173.1	+19.9
3	CEUX	170.6	-12.3
4	TQEX	63.9	+4.2
5	BATE	4.6	+0.4
6	CHIX	2.3	-0.3

Monthly Depth Trend



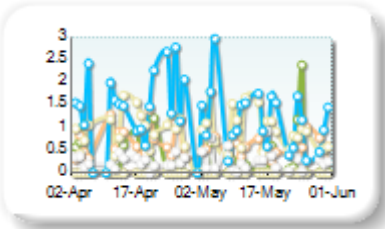
Market depth measures the amount of visible liquidity (bids and offers) in the order book within 10 or 50 BPS of mid price. The result is averaged over the stocks in the index and is based on measurements of the order book every 30 seconds. This is quoted in '000s of EUR.

Best Prices

At touch

Rank	Venue	Best Price (%)	Change
1	AQEU	1.11	-0.17
2	CEUX	0.90	+0.09
3	XMAD	0.56	-0.15
4	TQEX	0.29	+0.09
5	BATE	0.26	-0.23
6	CHIX	0.00	+0.00
7	TRQX	0.00	+0.00
8	AQXE	0.00	+0.00

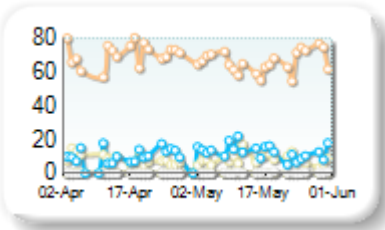
Best Prices Trend



25k EUR deal

Rank	Venue	Best Price (%)	Change
1	XMAD	65.69	-4.74
2	AQEU	12.24	+2.45
3	CEUX	8.00	-0.53
4	TQEX	0.35	+0.27
5	CHIX	0.00	+0.00
6	TRQX	0.00	+0.00
7	BATE	0.00	-0.02
8	AQXE	0.00	+0.00

Best Prices Trend

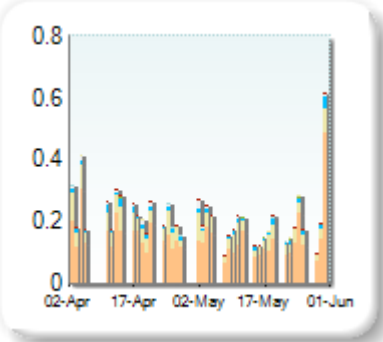


Best Price % measures how often each venue posts an absolute best price (no ties) for stocks. The result is averaged over the stocks in the index and is based on measurements of the order book every 5 seconds.

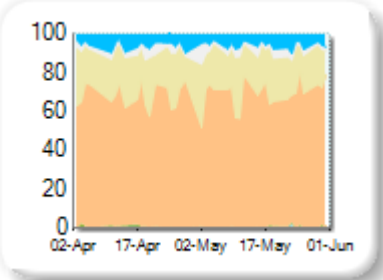
Market Share

Rank	Venue	Market Share	Change
1	XMAD	69.21%	+2.14
2	CEUX	20.77%	-2.02
3	AQEU	5.85%	+0.09
4	TQEX	3.39%	+0.06
5	BATE	0.53%	-0.25
6	TRQX	0.17%	+0.04
7	CHIX	0.08%	-0.05
8	AQXE	0.00%	0.00

Volume Trend



Market Share Trend



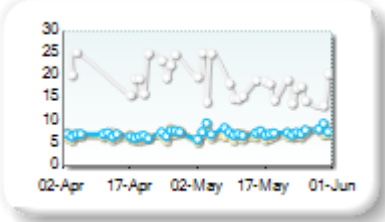
Market share is based on on-book value traded during continuous trading. The share is calculated by averaging over all stocks in the index. The current value shown is for last week and the change is relative to the previous week.

Spreads

At touch

Rank	Venue	Spread (bps)	Change
1	CEUX	6.68	+0.28
2	XMAD	7.27	+0.16
3	AQEU	7.56	+0.54
4	TQEX	20.80	-4.62

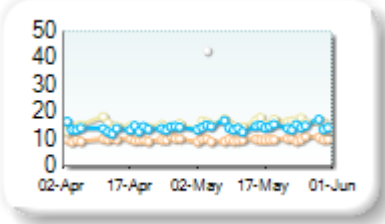
Monthly Spread Trend



25k EUR deal

Rank	Venue	Spread (bps)	Change
1	XMAD	9.83	-0.04
2	AQEU	14.53	+0.64
3	CEUX	15.94	+1.22
4	TQEX	51.43	-16.53

Monthly Spread Trend



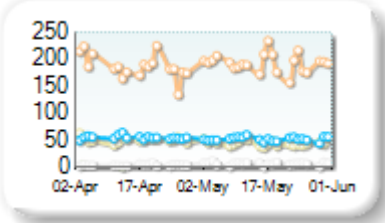
Spreads measure the bid to offer spread of the best visible orders in the book. The result is averaged over the stocks in the index and is based on measurements of the order books every 30 seconds. The value for the spread is quoted in basis points (0.01%).

Book Depths

10BPS Depth (top of book)

Rank	Venue	Depth (1K EUR)	Change
1	XMAD	192.3	+6.5
2	AQEU	52.1	-5.1
3	CEUX	44.7	-6.1
4	TRQX	7.3	+1.2
5	TQEX	7.1	+2.5
6	BATE	0.8	-1.0

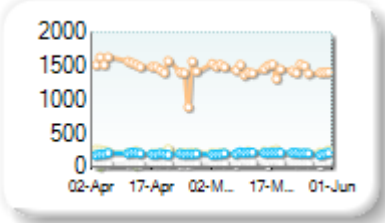
Monthly Depth Trend



50BPS Depth (deeper into book)

Rank	Venue	Depth (1K EUR)	Change
1	XMAD	1,442.6	-23.8
2	CEUX	216.1	-10.1
3	AQEU	206.5	-0.7
4	TQEX	67.1	+11.5
5	CHIX	16.8	+0.8
6	BATE	10.4	-0.8
7	TRQX	7.4	+1.2

Monthly Depth Trend



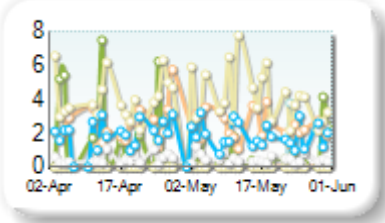
Market depth measures the amount of visible liquidity (bids and offers) in the order book within 10 or 50 BPS of mid price. The result is averaged over the stocks in the index and is based on measurements of the order book every 30 seconds. This is quoted in '000s of EUR.

Best Prices

At touch

Rank	Venue	Best Price (%)	Change
1	CEUX	3.93	-0.29
2	XMAD	2.44	-0.14
3	AQEU	1.77	+0.01
4	BATE	0.62	-1.43
5	TQEX	0.48	+0.08
6	TRQX	0.19	+0.10
7	CHIX	0.00	+0.01
8	AQXE	0.00	+0.00

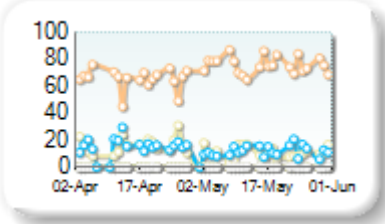
Best Prices Trend



25k EUR deal

Rank	Venue	Best Price (%)	Change
1	XMAD	75.49	+10.21
2	AQEU	11.45	-3.66
3	CEUX	10.34	-6.10
4	TQEX	0.18	+0.11
5	CHIX	0.00	+0.00
6	TRQX	0.00	+0.00
7	BATE	0.00	-0.03
8	AQXE	0.00	+0.00

Best Prices Trend



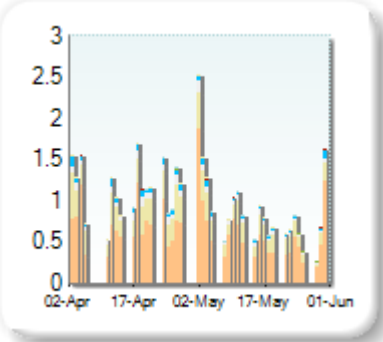
Best Price % measures how often each venue posts an absolute best price (no ties) for stocks. The result is averaged over the stocks in the index and is based on measurements of the order book every 5 seconds.



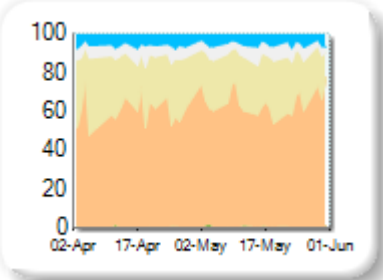
Market Share

Rank	Venue	Market Share	Change
1	XMAD	65.63%	+5.40
2	CEUX	22.96%	-3.83
3	TQEX	5.57%	-0.63
4	AQEU	5.11%	-0.95
5	BATE	0.48%	+0.02
6	CHIX	0.14%	-0.02
7	TRQX	0.09%	+0.02
8	AQXE	0.01%	0.00

Volume Trend



Market Share Trend



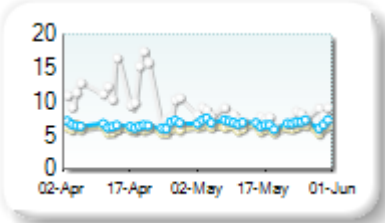
Market share is based on on-book value traded during continuous trading. The share is calculated by averaging over all stocks in the index. The current value shown is for last week and the change is relative to the previous week.

Spreads

At touch

Rank	Venue	Spread (bps)	Change
1	CEUX	6.14	+0.26
2	XMAD	6.54	+0.33
3	AQEU	6.82	+0.32
4	TQEX	7.87	-3.50
5	CHIX	100.80	+14.48
6	BATE	356.02	+242.07

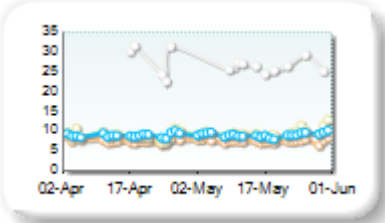
Monthly Spread Trend



25k EUR deal

Rank	Venue	Spread (bps)	Change
1	XMAD	7.45	-0.02
2	AQEU	9.01	+0.09
3	CEUX	9.57	+0.72
4	TQEX	33.45	-6.54
5	BATE	276.30	+63.61

Monthly Spread Trend



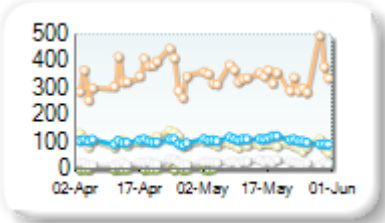
Spreads measure the bid to offer spread of the best visible orders in the book. The result is averaged over the stocks in the index and is based on measurements of the order books every 30 seconds. The value for the spread is quoted in basis points (0.01%).

Book Depths

10BPS Depth (top of book)

Rank	Venue	Depth (1K EUR)	Change
1	XMAD	343.2	-4.2
2	AQEU	108.6	+0.7
3	CEUX	89.8	-18.2
4	TQEX	27.2	+3.3
5	BATE	0.6	-0.2
6	CHIX	0.0	+0.0

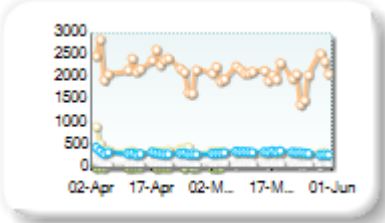
Monthly Depth Trend



50BPS Depth (deeper into book)

Rank	Venue	Depth (1K EUR)	Change
1	XMAD	2,069.5	-168.7
2	AQEU	344.8	-4.7
3	CEUX	335.2	-80.3
4	TQEX	101.3	-0.7
5	CHIX	8.6	-8.5
6	BATE	5.5	-9.6

Monthly Depth Trend



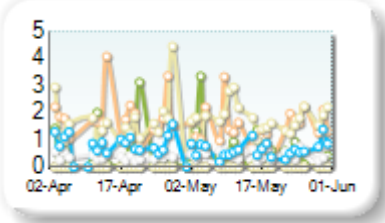
Market depth measures the amount of visible liquidity (bids and offers) in the order book within 10 or 50 BPS of mid price. The result is averaged over the stocks in the index and is based on measurements of the order book every 30 seconds. This is quoted in '000s of EUR.

Best Prices

At touch

Rank	Venue	Best Price (%)	Change
1	CEUX	1.69	-0.17
2	XMAD	1.48	-0.11
3	AQEU	0.62	-0.29
4	BATE	0.58	-0.16
5	TQEX	0.47	-0.01
6	CHIX	0.01	+0.03
7	TRQX	0.00	+0.00
8	AQXE	0.00	+0.00

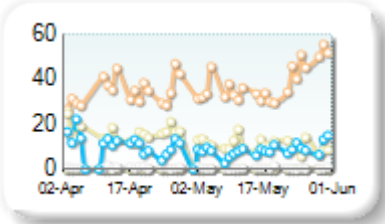
Best Prices Trend



25k EUR deal

Rank	Venue	Best Price (%)	Change
1	XMAD	38.23	+3.62
2	CEUX	10.37	-5.67
3	AQEU	8.17	-2.22
4	TQEX	0.58	-0.20
5	BATE	0.02	-0.02
6	CHIX	0.00	+0.00
7	TRQX	0.00	+0.00
8	AQXE	0.00	+0.00

Best Prices Trend

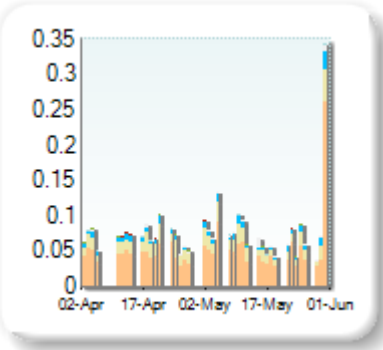


Best Price % measures how often each venue posts an absolute best price (no ties) for stocks. The result is averaged over the stocks in the index and is based on measurements of the order book every 5 seconds.

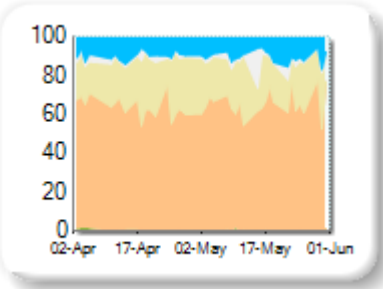
Market Share

Rank	Venue	Market Share	Change
1	XMAD	66.52%	+3.47
2	CEUX	20.42%	-3.98
3	AQEU	10.06%	+0.23
4	TQEX	2.73%	+0.64
5	BATE	0.19%	-0.27
6	TRQX	0.05%	-0.02
7	CHIX	0.04%	-0.08

Volume Trend



Market Share Trend



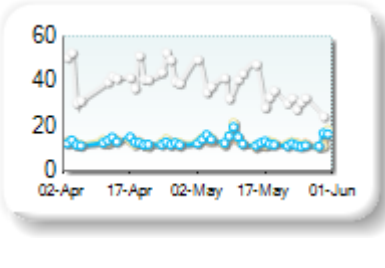
Market share is based on on-book value traded during continuous trading. The share is calculated by averaging over all stocks in the index. The current value shown is for last week and the change is relative to the previous week.

Spreads

At touch

Rank	Venue	Spread (bps)	Change
1	XMAD	12.99	+0.47
2	AQEU	13.37	+0.68
3	CEUX	13.49	+0.68
4	TQEX	41.00	-2.43

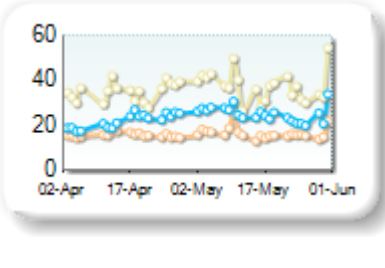
Monthly Spread Trend



25k EUR deal

Rank	Venue	Spread (bps)	Change
1	XMAD	16.44	+0.83
2	AQEU	24.89	+2.91
3	CEUX	37.21	+2.37
4	TQEX	77.16	n/a

Monthly Spread Trend



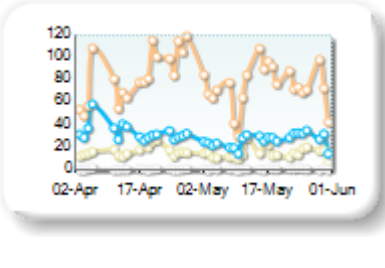
Spreads measure the bid to offer spread of the best visible orders in the book. The result is averaged over the stocks in the index and is based on measurements of the order books every 30 seconds. The value for the spread is quoted in basis points (0.01%).

Book Depths

10BPS Depth (top of book)

Rank	Venue	Depth (1K EUR)	Change
1	XMAD	74.2	-9.6
2	AQEU	26.7	-8.0
3	CEUX	15.5	-1.6
4	TQEX	1.2	+0.1
5	BATE	0.9	-0.7

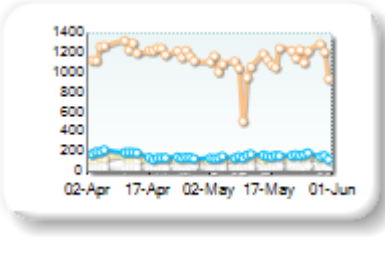
Monthly Depth Trend



50BPS Depth (deeper into book)

Rank	Venue	Depth (1K EUR)	Change
1	XMAD	1,097.3	-117.7
2	AQEU	150.7	-15.5
3	CEUX	107.7	-2.5
4	TQEX	33.2	+1.1
5	BATE	9.0	-1.8

Monthly Depth Trend



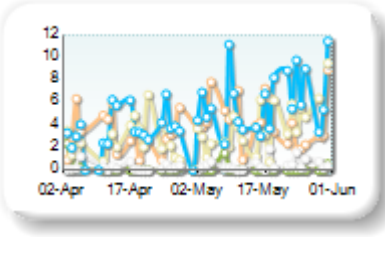
Market depth measures the amount of visible liquidity (bids and offers) in the order book within 10 or 50 BPS of mid price. The result is averaged over the stocks in the index and is based on measurements of the order book every 30 seconds. This is quoted in '000s of EUR.

Best Prices

At touch

Rank	Venue	Best Price (%)	Change
1	AQEU	5.83	+1.69
2	XMAD	4.31	+1.08
3	CEUX	3.80	+1.54
4	TQEX	0.48	+0.31
5	BATE	0.09	-0.28
6	CHIX	0.00	+0.00
7	TRQX	0.00	+0.00

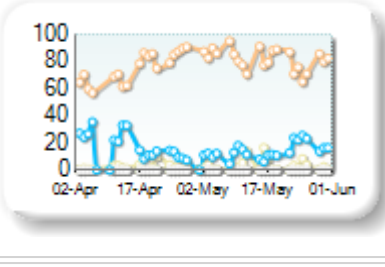
Best Prices Trend



25k EUR deal

Rank	Venue	Best Price (%)	Change
1	XMAD	81.34	+6.29
2	AQEU	13.36	-3.32
3	CEUX	3.28	+0.84
4	CHIX	0.00	+0.00
5	TRQX	0.00	+0.00
6	BATE	0.00	+0.00
7	TQEX	0.00	0.00

Best Prices Trend

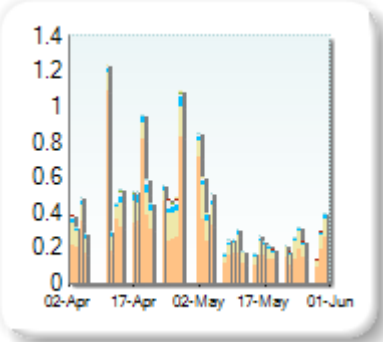


Best Price % measures how often each venue posts an absolute best price (no ties) for stocks. The result is averaged over the stocks in the index and is based on measurements of the order book every 5 seconds.

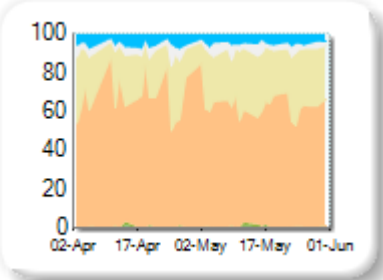
Market Share

Rank	Venue	Market Share	Change
1	XMAD	64.10%	-6.22
2	CEUX	26.59%	+6.42
3	AQEU	4.49%	-0.52
4	TQEX	3.88%	+0.13
5	BATE	0.43%	+0.07
6	CHIX	0.31%	+0.08
7	TRQX	0.19%	+0.04
8	AQXE	0.00%	+0.00

Volume Trend



Market Share Trend



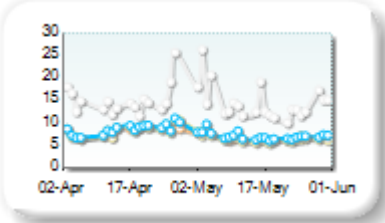
Market share is based on on-book value traded during continuous trading. The share is calculated by averaging over all stocks in the index. The current value shown is for last week and the change is relative to the previous week.

Spreads

At touch

Rank	Venue	Spread (bps)	Change
1	CEUX	6.54	-1.89
2	XMAD	6.81	-1.61
3	AQEU	7.13	-1.55
4	TQEX	14.49	-1.46
5	BATE	312.26	n/a

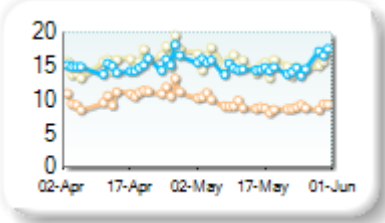
Monthly Spread Trend



25k EUR deal

Rank	Venue	Spread (bps)	Change
1	XMAD	9.16	-1.44
2	AQEU	14.96	-0.12
3	CEUX	15.29	-0.46
4	TQEX	65.17	+7.22

Monthly Spread Trend



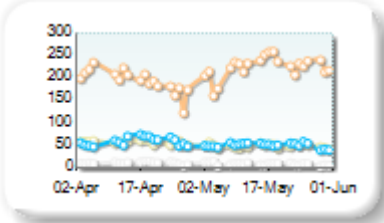
Spreads measure the bid to offer spread of the best visible orders in the book. The result is averaged over the stocks in the index and is based on measurements of the order books every 30 seconds. The value for the spread is quoted in basis points (0.01%).

Book Depths

10BPS Depth (top of book)

Rank	Venue	Depth (1K EUR)	Change
1	XMAD	223.9	+30.8
2	AQEU	51.0	-10.7
3	CEUX	49.5	-8.0
4	TQEX	9.8	-2.2
5	BATE	1.7	+0.3

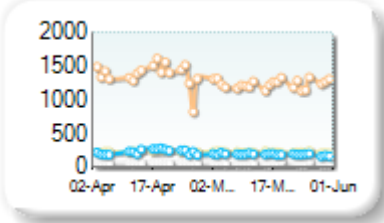
Monthly Depth Trend



50BPS Depth (deeper into book)

Rank	Venue	Depth (1K EUR)	Change
1	XMAD	1,230.9	-142.2
2	CEUX	223.1	-10.1
3	AQEU	191.3	-46.7
4	TQEX	61.3	-4.1
5	BATE	4.6	+1.6
6	CHIX	2.1	+0.3

Monthly Depth Trend



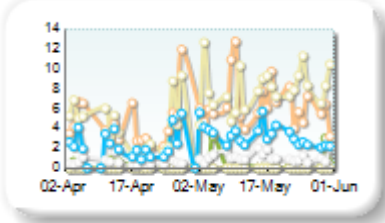
Market depth measures the amount of visible liquidity (bids and offers) in the order book within 10 or 50 BPS of mid price. The result is averaged over the stocks in the index and is based on measurements of the order book every 30 seconds. This is quoted in '000s of EUR.

Best Prices

At touch

Rank	Venue	Best Price (%)	Change
1	CEUX	7.66	+4.45
2	XMAD	6.46	+1.00
3	AQEU	3.15	+1.04
4	TQEX	1.13	+0.55
5	BATE	0.32	+0.18
6	CHIX	0.00	+0.01
7	TRQX	0.00	+0.00
8	AQXE	0.00	+0.00

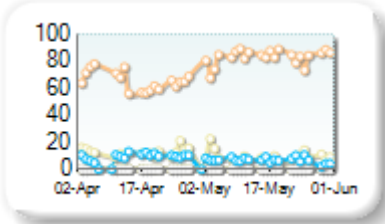
Best Prices Trend



25k EUR deal

Rank	Venue	Best Price (%)	Change
1	XMAD	82.74	+17.55
2	CEUX	8.92	-3.88
3	AQEU	6.55	-2.17
4	TQEX	0.01	-0.09
5	CHIX	0.00	+0.00
6	TRQX	0.00	+0.00
7	BATE	0.00	0.00
8	AQXE	0.00	+0.00

Best Prices Trend

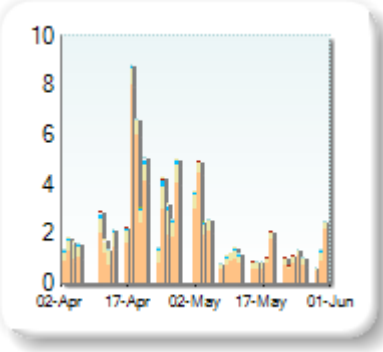


Best Price % measures how often each venue posts an absolute best price (no ties) for stocks. The result is averaged over the stocks in the index and is based on measurements of the order book every 5 seconds.

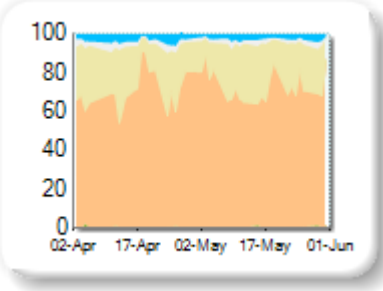
Market Share

Rank	Venue	Market Share	Change
1	XMAD	76.59%	+0.94
2	CEUX	19.15%	+0.43
3	AQEU	2.11%	-0.76
4	TQEX	1.84%	-0.43
5	BATE	0.23%	-0.16
6	CHIX	0.05%	-0.01
7	TRQX	0.02%	-0.01
8	AQXE	0.00%	+0.00

Volume Trend



Market Share Trend



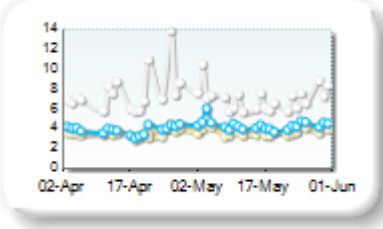
Market share is based on on-book value traded during continuous trading. The share is calculated by averaging over all stocks in the index. The current value shown is for last week and the change is relative to the previous week.

Spreads

At touch

Rank	Venue	Spread (bps)	Change
1	CEUX	3.73	+0.24
2	XMAD	3.97	+0.21
3	AQEU	4.34	+0.46
4	TQEX	7.04	-1.23
5	BATE	352.05	+60.27
6	CHIX	478.48	n/a
7	TRQX	501.00	n/a
8	AQXE	501.00	n/a

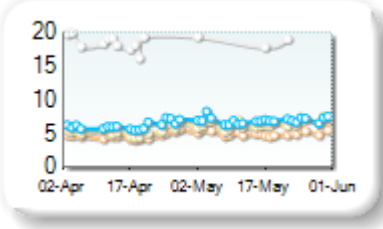
Monthly Spread Trend



25k EUR deal

Rank	Venue	Spread (bps)	Change
1	XMAD	5.11	+0.40
2	CEUX	6.48	+1.11
3	AQEU	6.92	+0.76
4	TQEX	22.42	-4.15
5	BATE	417.06	+51.93

Monthly Spread Trend



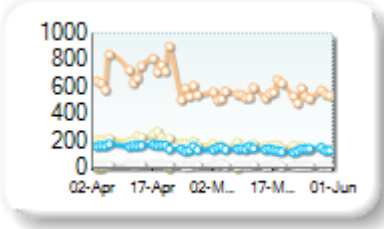
Spreads measure the bid to offer spread of the best visible orders in the book. The result is averaged over the stocks in the index and is based on measurements of the order books every 30 seconds. The value for the spread is quoted in basis points (0.01%).

Book Depths

10BPS Depth (top of book)

Rank	Venue	Depth (1K EUR)	Change
1	XMAD	549.2	-124.9
2	CEUX	158.9	-52.3
3	AQEU	139.2	-24.5
4	TQEX	23.0	-3.5
5	BATE	0.1	-0.4

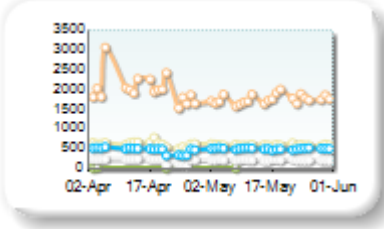
Monthly Depth Trend



50BPS Depth (deeper into book)

Rank	Venue	Depth (1K EUR)	Change
1	XMAD	1,756.0	-247.1
2	CEUX	593.1	-24.7
3	AQEU	495.1	+12.4
4	TQEX	207.5	+11.2
5	CHIX	9.0	-3.9
6	BATE	3.6	-4.0

Monthly Depth Trend



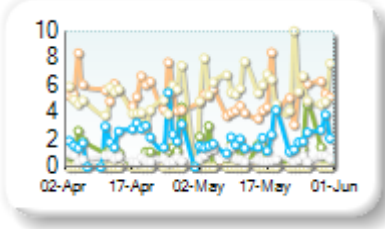
Market depth measures the amount of visible liquidity (bids and offers) in the order book within 10 or 50 BPS of mid price. The result is averaged over the stocks in the index and is based on measurements of the order book every 30 seconds. This is quoted in '000s of EUR.

Best Prices

At touch

Rank	Venue	Best Price (%)	Change
1	CEUX	5.79	+0.91
2	XMAD	4.97	-0.69
3	AQEU	1.88	-0.17
4	BATE	0.94	-0.28
5	TQEX	0.70	+0.04
6	CHIX	0.02	+0.04
7	TRQX	0.00	+0.00
8	AQXE	0.00	+0.00

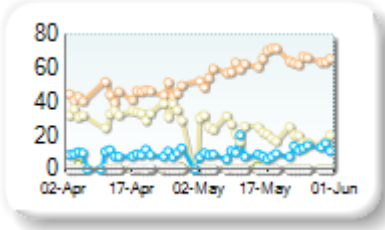
Best Prices Trend



25k EUR deal

Rank	Venue	Best Price (%)	Change
1	XMAD	62.00	+17.09
2	CEUX	21.02	-11.81
3	AQEU	9.86	+1.47
4	TQEX	0.12	-0.25
5	BATE	0.10	-0.20
6	CHIX	0.00	+0.00
7	TRQX	0.00	+0.00
8	AQXE	0.00	+0.00

Best Prices Trend

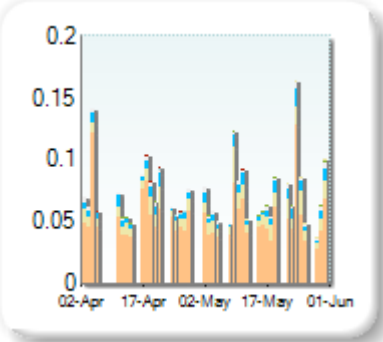


Best Price % measures how often each venue posts an absolute best price (no ties) for stocks. The result is averaged over the stocks in the index and is based on measurements of the order book every 5 seconds.

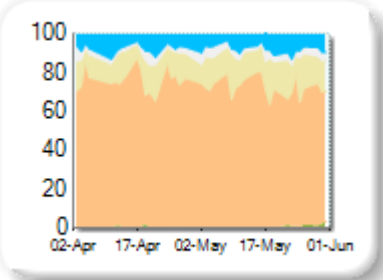
Market Share

Rank	Venue	Market Share	Change
1	XMAD	71.35%	-4.77
2	CEUX	15.69%	+3.23
3	AQEU	8.50%	+0.75
4	TQEX	3.70%	+0.53
5	BATE	0.74%	+0.48
6	AQXE	0.01%	+0.01
7	CHIX	0.01%	-0.11
8	TRQX	0.01%	-0.12

Volume Trend



Market Share Trend



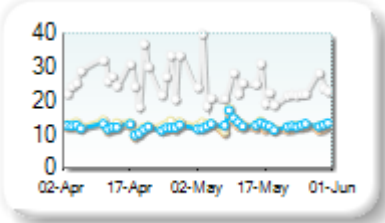
Market share is based on on-book value traded during continuous trading. The share is calculated by averaging over all stocks in the index. The current value shown is for last week and the change is relative to the previous week.

Spreads

At touch

Rank	Venue	Spread (bps)	Change
1	XMAD	12.23	+0.61
2	AQEU	12.87	+0.93
3	CEUX	13.05	+0.39
4	TQEX	25.05	-1.90
5	BATE	246.74	n/a

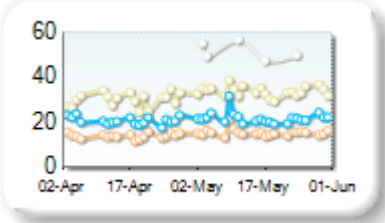
Monthly Spread Trend



25k EUR deal

Rank	Venue	Spread (bps)	Change
1	XMAD	15.41	+1.42
2	AQEU	21.85	+1.11
3	CEUX	33.67	+3.62
4	TQEX	62.15	-10.34

Monthly Spread Trend



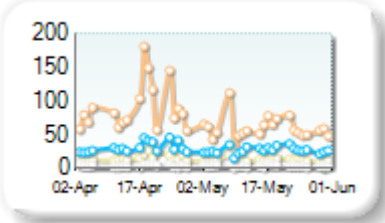
Spreads measure the bid to offer spread of the best visible orders in the book. The result is averaged over the stocks in the index and is based on measurements of the order books every 30 seconds. The value for the spread is quoted in basis points (0.01%).

Book Depths

10BPS Depth (top of book)

Rank	Venue	Depth (1K EUR)	Change
1	XMAD	58.9	-31.2
2	AQEU	26.6	-5.6
3	CEUX	12.3	-3.6
4	TQEX	3.4	-0.4
5	BATE	1.0	+0.1

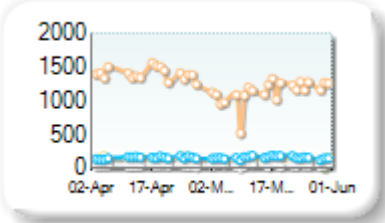
Monthly Depth Trend



50BPS Depth (deeper into book)

Rank	Venue	Depth (1K EUR)	Change
1	XMAD	1,128.5	-263.1
2	AQEU	158.1	-5.5
3	CEUX	124.0	-20.3
4	TQEX	48.2	+6.4
5	BATE	5.2	+0.4

Monthly Depth Trend



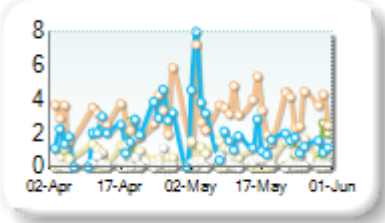
Market depth measures the amount of visible liquidity (bids and offers) in the order book within 10 or 50 BPS of mid price. The result is averaged over the stocks in the index and is based on measurements of the order book every 30 seconds. This is quoted in '000s of EUR.

Best Prices

At touch

Rank	Venue	Best Price (%)	Change
1	XMAD	3.44	+1.10
2	AQEU	1.93	+0.01
3	CEUX	0.86	-0.07
4	BATE	0.36	+0.47
5	TQEX	0.21	0.00
6	CHIX	0.00	+0.00
7	TRQX	0.00	+0.00
8	AQXE	0.00	+0.00

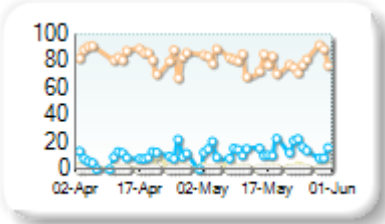
Best Prices Trend



25k EUR deal

Rank	Venue	Best Price (%)	Change
1	XMAD	79.87	-3.32
2	AQEU	13.32	+4.14
3	CEUX	0.91	-0.24
4	TQEX	0.04	-0.03
5	CHIX	0.00	+0.00
6	TRQX	0.00	+0.00
7	BATE	0.00	+0.00
8	AQXE	0.00	+0.00

Best Prices Trend



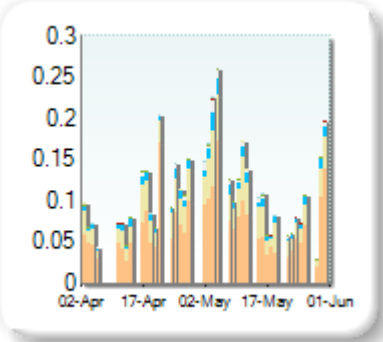
Best Price % measures how often each venue posts an absolute best price (no ties) for stocks. The result is averaged over the stocks in the index and is based on measurements of the order book every 5 seconds.



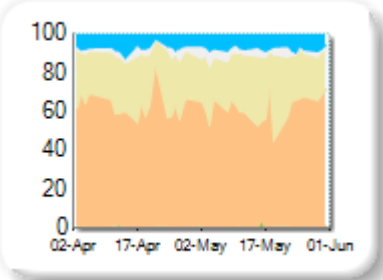
Market Share

Rank	Venue	Market Share	Change
1	XMAD	61.21%	-1.84
2	CEUX	26.66%	+0.40
3	AQEU	7.62%	+0.55
4	TQEX	3.92%	+0.84
5	BATE	0.43%	+0.07
6	CHIX	0.11%	-0.02
7	TRQX	0.06%	+0.01
8	AQXE	0.00%	0.00

Volume Trend



Market Share Trend



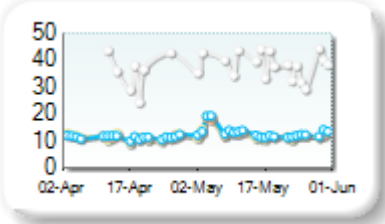
Market share is based on on-book value traded during continuous trading. The share is calculated by averaging over all stocks in the index. The current value shown is for last week and the change is relative to the previous week.

Spreads

At touch

Rank	Venue	Spread (bps)	Change
1	XMAD	12.64	+1.13
2	CEUX	12.74	+1.40
3	AQEU	13.17	+1.67
4	TQEX	42.18	-3.04

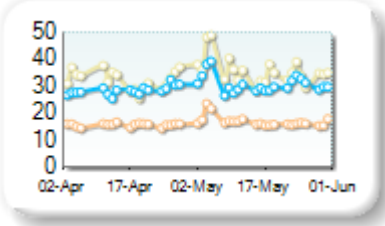
Monthly Spread Trend



25k EUR deal

Rank	Venue	Spread (bps)	Change
1	XMAD	16.91	+1.21
2	AQEU	30.66	+2.27
3	CEUX	35.65	+3.45

Monthly Spread Trend



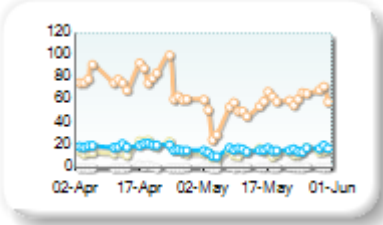
Spreads measure the bid to offer spread of the best visible orders in the book. The result is averaged over the stocks in the index and is based on measurements of the order books every 30 seconds. The value for the spread is quoted in basis points (0.01%).

Book Depths

10BPS Depth (top of book)

Rank	Venue	Depth (1K EUR)	Change
1	XMAD	56.5	-20.7
2	AQEU	16.0	-3.9
3	CEUX	13.5	-3.7
4	TQEX	1.2	+0.1
5	BATE	0.5	+0.0

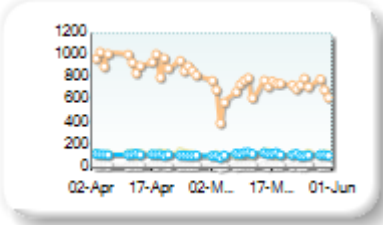
Monthly Depth Trend



50BPS Depth (deeper into book)

Rank	Venue	Depth (1K EUR)	Change
1	XMAD	710.6	-212.4
2	AQEU	121.3	-3.5
3	CEUX	118.3	-7.1
4	TQEX	22.7	-2.3
5	BATE	7.8	+2.4

Monthly Depth Trend



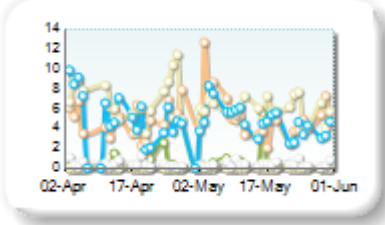
Market depth measures the amount of visible liquidity (bids and offers) in the order book within 10 or 50 BPS of mid price. The result is averaged over the stocks in the index and is based on measurements of the order book every 30 seconds. This is quoted in '000s of EUR.

Best Prices

At touch

Rank	Venue	Best Price (%)	Change
1	CEUX	5.70	-2.20
2	XMAD	5.18	+1.69
3	AQEU	4.51	-0.51
4	TQEX	0.42	+0.06
5	BATE	0.40	+0.45
6	CHIX	0.00	+0.00
7	TRQX	0.00	+0.00
8	AQXE	0.00	+0.00

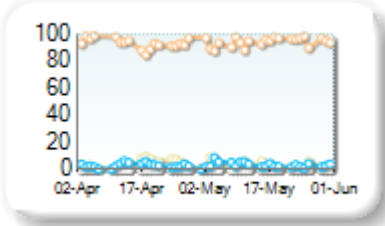
Best Prices Trend



25k EUR deal

Rank	Venue	Best Price (%)	Change
1	XMAD	93.99	+1.04
2	AQEU	3.07	+0.24
3	CEUX	2.54	-1.28
4	TQEX	0.01	+0.01
5	CHIX	0.00	+0.00
6	TRQX	0.00	+0.00
7	BATE	0.00	+0.00
8	AQXE	0.00	+0.00

Best Prices Trend

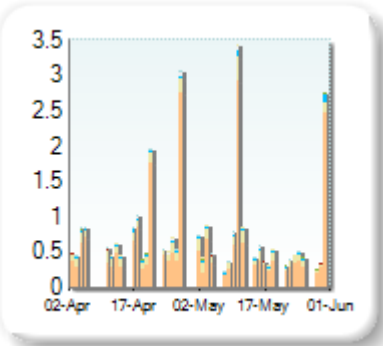


Best Price % measures how often each venue posts an absolute best price (no ties) for stocks. The result is averaged over the stocks in the index and is based on measurements of the order book every 5 seconds.

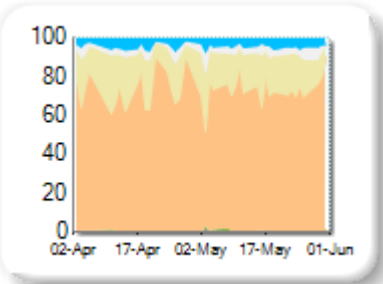
Market Share

Rank	Venue	Market Share	Change
1	XMAD	77.39%	-0.68
2	CEUX	14.78%	-0.03
3	AQEU	3.94%	+0.37
4	TQEX	3.30%	+0.37
5	BATE	0.35%	-0.13
6	CHIX	0.14%	+0.07
7	TRQX	0.09%	+0.04
8	AQXE	0.00%	+0.00

Volume Trend



Market Share Trend



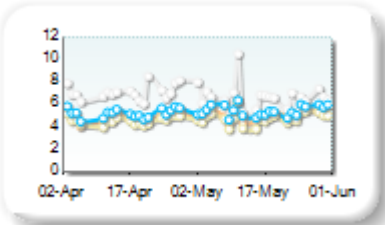
Market share is based on on-book value traded during continuous trading. The share is calculated by averaging over all stocks in the index. The current value shown is for last week and the change is relative to the previous week.

Spreads

At touch

Rank	Venue	Spread (bps)	Change
1	CEUX	4.77	+0.20
2	XMAD	5.12	+0.27
3	AQEU	5.44	+0.21
4	TQEX	6.65	-0.43
5	CHIX	73.92	+8.59
6	BATE	272.64	+182.77
7	AQXE	501.00	+24.44

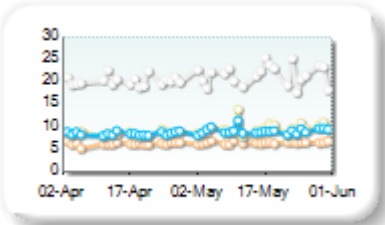
Monthly Spread Trend



25k EUR deal

Rank	Venue	Spread (bps)	Change
1	XMAD	6.65	+0.29
2	AQEU	9.15	+0.59
3	CEUX	9.67	+1.09
4	TQEX	21.97	+1.71
5	BATE	283.95	+81.58

Monthly Spread Trend



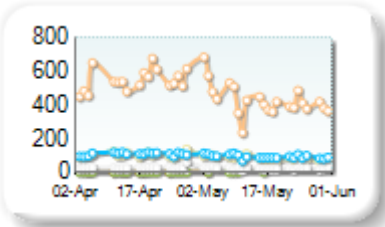
Spreads measure the bid to offer spread of the best visible orders in the book. The result is averaged over the stocks in the index and is based on measurements of the order books every 30 seconds. The value for the spread is quoted in basis points (0.01%).

Book Depths

10BPS Depth (top of book)

Rank	Venue	Depth (1K EUR)	Change
1	XMAD	426.3	-116.8
2	AQEU	92.5	-19.3
3	CEUX	80.6	-22.0
4	TQEX	23.0	-4.2
5	BATE	0.2	-0.1

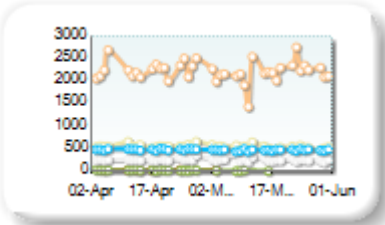
Monthly Depth Trend



50BPS Depth (deeper into book)

Rank	Venue	Depth (1K EUR)	Change
1	XMAD	2,177.2	-82.1
2	CEUX	533.2	-33.4
3	AQEU	468.1	-33.4
4	TQEX	252.6	-5.6
5	CHIX	10.6	-20.6
6	BATE	5.4	-20.8

Monthly Depth Trend



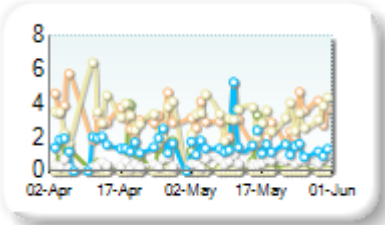
Market depth measures the amount of visible liquidity (bids and offers) in the order book within 10 or 50 BPS of mid price. The result is averaged over the stocks in the index and is based on measurements of the order book every 30 seconds. This is quoted in '000s of EUR.

Best Prices

At touch

Rank	Venue	Best Price (%)	Change
1	CEUX	3.02	-0.78
2	XMAD	2.83	-0.61
3	AQEU	1.46	-0.18
4	BATE	0.60	+0.03
5	TQEX	0.58	+0.09
6	CHIX	0.00	0.00
7	TRQX	0.00	+0.00
8	AQXE	0.00	+0.00

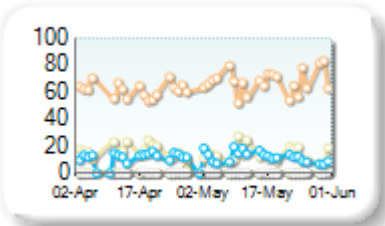
Best Prices Trend



25k EUR deal

Rank	Venue	Best Price (%)	Change
1	XMAD	67.41	+6.02
2	CEUX	13.16	-3.38
3	AQEU	11.62	+0.16
4	TQEX	0.56	+0.09
5	BATE	0.02	-0.19
6	CHIX	0.00	+0.00
7	TRQX	0.00	+0.00
8	AQXE	0.00	+0.00

Best Prices Trend

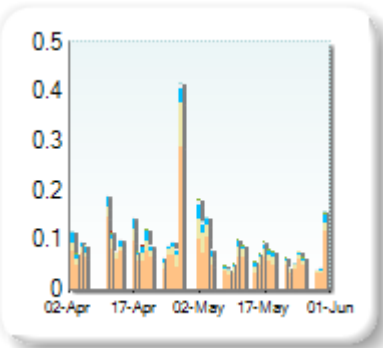


Best Price % measures how often each venue posts an absolute best price (no ties) for stocks. The result is averaged over the stocks in the index and is based on measurements of the order book every 5 seconds.

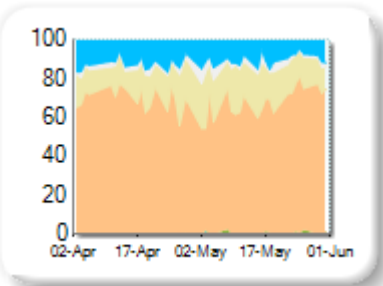
Market Share

Rank	Venue	Market Share	Change
1	XMAD	66.18%	-3.46
2	CEUX	18.71%	+2.50
3	AQEU	10.93%	-0.76
4	TQEX	3.52%	+1.32
5	BATE	0.47%	+0.44
6	TRQX	0.12%	+0.09
7	CHIX	0.05%	-0.14
8	AQXE	0.01%	+0.01

Volume Trend



Market Share Trend



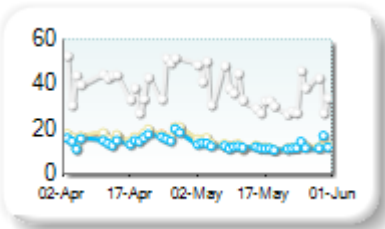
Market share is based on on-book value traded during continuous trading. The share is calculated by averaging over all stocks in the index. The current value shown is for last week and the change is relative to the previous week.

Spreads

At touch

Rank	Venue	Spread (bps)	Change
1	AQEU	12.36	-2.97
2	XMAD	12.61	-3.89
3	CEUX	12.75	-4.23
4	TQEX	36.05	-7.90
5	BATE	119.61	n/a

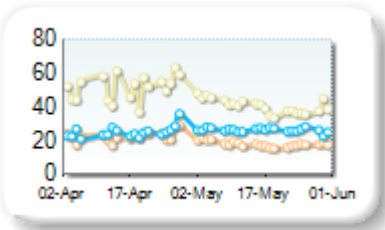
Monthly Spread Trend



25k EUR deal

Rank	Venue	Spread (bps)	Change
1	XMAD	17.89	-4.57
2	AQEU	26.14	+1.19
3	CEUX	40.31	-10.84

Monthly Spread Trend



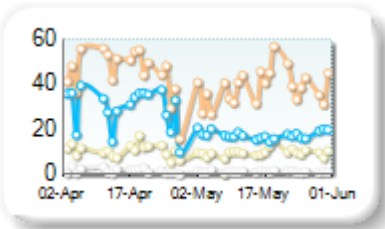
Spreads measure the bid to offer spread of the best visible orders in the book. The result is averaged over the stocks in the index and is based on measurements of the order books every 30 seconds. The value for the spread is quoted in basis points (0.01%).

Book Depths

10BPS Depth (top of book)

Rank	Venue	Depth (1K EUR)	Change
1	XMAD	38.7	-6.3
2	AQEU	17.4	-12.7
3	CEUX	9.7	-0.8
4	TQEX	1.2	-0.4
5	BATE	0.8	+0.1

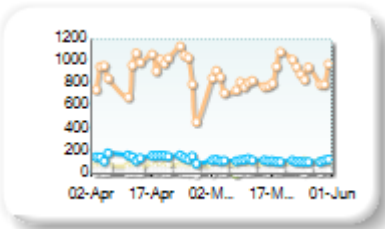
Monthly Depth Trend



50BPS Depth (deeper into book)

Rank	Venue	Depth (1K EUR)	Change
1	XMAD	859.9	-67.5
2	AQEU	119.9	-36.0
3	CEUX	93.2	+13.4
4	TQEX	28.7	+5.9
5	BATE	1.0	+0.0

Monthly Depth Trend



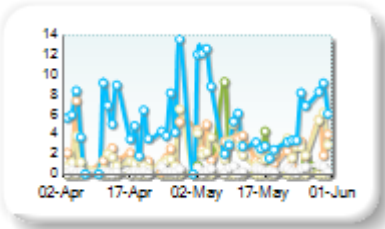
Market depth measures the amount of visible liquidity (bids and offers) in the order book within 10 or 50 BPS of mid price. The result is averaged over the stocks in the index and is based on measurements of the order book every 30 seconds. This is quoted in '000s of EUR.

Best Prices

At touch

Rank	Venue	Best Price (%)	Change
1	AQEU	5.50	+0.00
2	XMAD	2.75	+1.49
3	CEUX	2.71	+0.90
4	BATE	0.72	+0.17
5	TQEX	0.43	+0.28
6	CHIX	0.00	+0.00
7	TRQX	0.00	+0.00
8	AQXE	0.00	+0.00

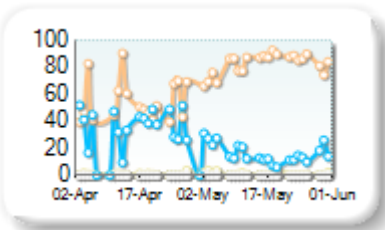
Best Prices Trend



25k EUR deal

Rank	Venue	Best Price (%)	Change
1	XMAD	82.26	+27.14
2	AQEU	15.54	-17.73
3	CEUX	1.11	+0.29
4	TQEX	0.03	0.00
5	CHIX	0.00	+0.00
6	TRQX	0.00	+0.00
7	BATE	0.00	+0.00
8	AQXE	0.00	+0.00

Best Prices Trend



Best Price % measures how often each venue posts an absolute best price (no ties) for stocks. The result is averaged over the stocks in the index and is based on measurements of the order book every 5 seconds.