

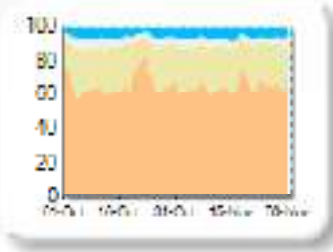
Market Share

Rank	Venue	Market Share	Change
1	XMAD	65.20%	-2.16
2	CEUX	23.91%	+1.64
3	AQEU	6.10%	+0.83
4	TQEX	4.47%	-0.21
5	CHIX	0.14%	0.00
6	BATE	0.13%	-0.05
7	TRQX	0.04%	-0.04
8	AQXE	0.00%	0.00

Volume Trend



Market Share Trend



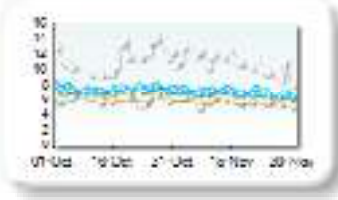
Market share is based on on-book value traded during continuous trading. The share is calculated by averaging over all stocks in the index. The current value shown is for last week and the change is relative to the previous week.

Spreads

At touch

Rank	Venue	Spread (bps)	Change
1	CEUX	5.98	-0.34
2	XMAD	6.00	-0.34
3	AQEU	7.02	-0.45
4	TQEX	10.73	-0.71
5	BATE	65.72	-26.52
6	CHIX	144.64	-73.18


Monthly Spread Trend



25k EUR deal

Rank	Venue	Spread (bps)	Change
1	XMAD	7.66	-0.18
2	CEUX	10.97	-0.41
3	AQEU	12.55	-0.35
4	TQEX	29.13	-6.99
5	BATE	123.14	n/a
6	CHIX	216.26	n/a

Monthly Spread Trend




Spreads measure the bid to offer spread of the best visible orders in the order book. The result is averaged over the stocks in the index and is based on measurements of the order books every 30 seconds. The value for the spread is quoted in basis points (0.01%).

Book Depths

10BPS Depth (top of book)

Rank	Venue	Depth (1K EUR)	Change
1	XMAD	205.8	+27.1
2	CEUX	64.5	+8.4
3	AQEU	58.2	+4.7
4	TQEX	13.8	+1.7
5	BATE	2.1	+0.0
6	CHIX	2.0	+1.3

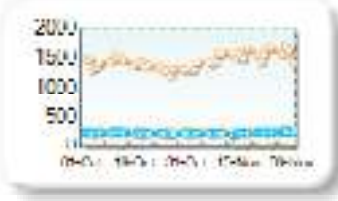
Monthly Depth Trend



50BPS Depth (deeper into book)

Rank	Venue	Depth (1K EUR)	Change
1	XMAD	1,510.9	+135.4
2	CEUX	277.3	+14.4
3	AQEU	224.9	+4.4
4	TQEX	82.4	+3.8
5	CHIX	16.3	+11.4
6	BATE	12.3	+4.2

Monthly Depth Trend




Market depth measures the amount of visible liquidity (bids and offers) in the order book within 10 or 50 BPS of mid price. The result is averaged over the stocks in the index and is based on measurements of the order book every 30 seconds. This is quoted in '000s of EUR.

Best Prices

At touch

Rank	Venue	Best Price (%)	Change
1	XMAD	4.52	-0.61
2	CEUX	3.05	-0.65
3	AQEU	1.23	-0.28
4	TQEX	0.57	-0.16
5	BATE	0.06	+0.01
6	CHIX	0.00	+0.00
7	TRQX	0.00	+0.00
8	AQXE	0.00	+0.00

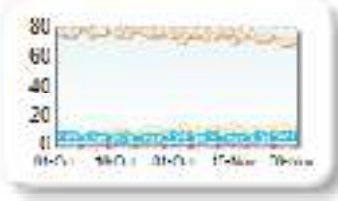
Best Prices Trend



25k EUR deal

Rank	Venue	Best Price (%)	Change
1	XMAD	73.28	-3.46
2	CEUX	10.43	+2.27
3	AQEU	5.58	+0.09
4	TQEX	0.29	+0.08
5	CHIX	0.00	0.00
6	TRQX	0.00	+0.00
7	BATE	0.00	+0.00
8	AQXE	0.00	+0.00

Best Prices Trend

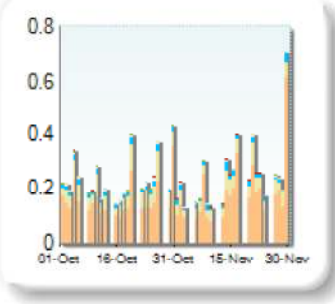


Best Price % measures how often each venue posts an absolute best price (no ties) for the stocks. The result is averaged over the stocks in the index and is based on measurements of the order book every 5 seconds.

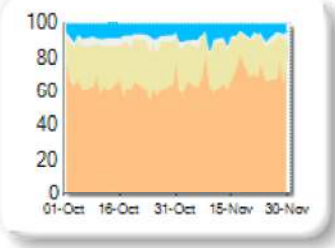
Market Share

Rank	Venue	Market Share	Change
1	XMAD	72.21%	+7.43
2	CEUX	18.70%	-5.20
3	AQEU	6.75%	-0.35
4	TQEX	2.13%	-1.81
5	BATE	0.10%	-0.03
6	CHIX	0.10%	0.00
7	TRQX	0.00%	-0.04
8	AQXE	0.00%	0.00

Volume Trend



Market Share Trend



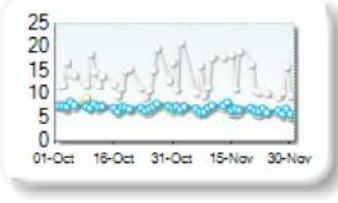
Market share is based on on-book value traded during continuous trading. The share is calculated by averaging over all stocks in the index. The current value shown is for last week and the change is relative to the previous week.

Spreads

At touch

Rank	Venue	Spread (bps)	Change
1	CEUX	6.24	-0.64
2	XMAD	6.43	-0.65
3	AQEU	6.67	-0.48
4	TQEX	14.53	+0.88

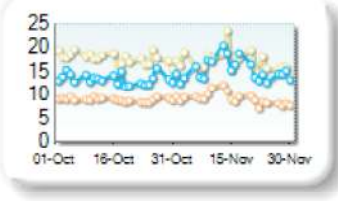
Monthly Spread Trend



25k EUR deal

Rank	Venue	Spread (bps)	Change
1	XMAD	9.15	+0.22
2	AQEU	15.30	+1.86
3	CEUX	17.11	-0.69
4	TQEX	131.03	+28.23

Monthly Spread Trend



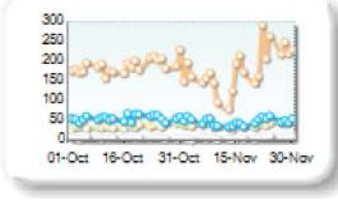
Spreads measure the bid to offer spread of the best visible orders in the book. The result is averaged over the stocks in the index and is based on measurements of the order books every 30 seconds. The value for the spread is quoted in basis points (0.01%).

Book Depths

10BPS Depth (top of book)

Rank	Venue	Depth (1K EUR)	Change
1	XMAD	182.8	-7.4
2	AQEU	47.9	-8.3
3	CEUX	41.2	+4.0
4	TQEX	8.5	-0.2
5	BATE	0.8	-0.2

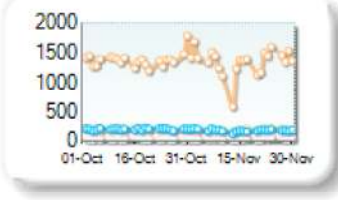
Monthly Depth Trend



50BPS Depth (deeper into book)

Rank	Venue	Depth (1K EUR)	Change
1	XMAD	1,345.4	-29.8
2	CEUX	191.9	+0.2
3	AQEU	186.3	-18.3
4	TQEX	43.6	-1.7
5	BATE	12.8	+2.9

Monthly Depth Trend



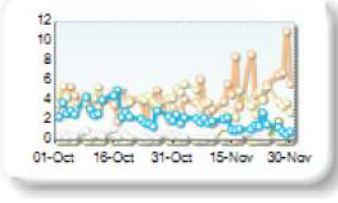
Market depth measures the amount of visible liquidity (bids and offers) in the order book within 10 or 50 BPS of mid price. The result is averaged over the stocks in the index and is based on measurements of the order book every 30 seconds. This is quoted in '000s of EUR.

Best Prices

At touch

Rank	Venue	Best Price (%)	Change
1	XMAD	5.20	-0.17
2	CEUX	3.78	-0.52
3	AQEU	1.66	-1.08
4	TQEX	0.34	-0.26
5	BATE	0.13	+0.12
6	CHIX	0.00	+0.00
7	TRQX	0.00	+0.00
8	AQXE	0.00	+0.00

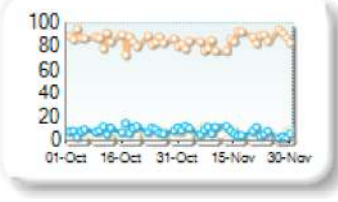
Best Prices Trend



25k EUR deal

Rank	Venue	Best Price (%)	Change
1	XMAD	84.96	-0.59
2	AQEU	7.46	-1.42
3	CEUX	6.55	+2.62
4	TQEX	0.07	+0.03
5	CHIX	0.00	+0.00
6	TRQX	0.00	+0.00
7	BATE	0.00	+0.00
8	AQXE	0.00	+0.00

Best Prices Trend

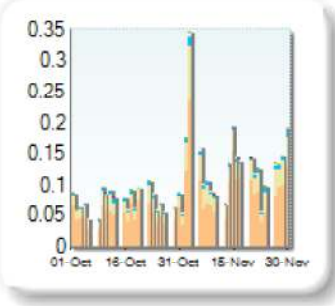


Best Price % measures how often each venue posts an absolute best price (no ties) for the stocks. The result is averaged over the stocks in the index and is based on measurements of the order book every 5 seconds.

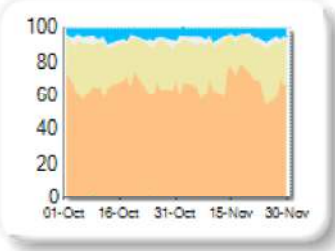
Market Share

Rank	Venue	Market Share	Change
1	XMAD	68.31%	+2.22
2	CEUX	24.44%	-0.76
3	AQEU	4.64%	-0.90
4	TQEX	2.48%	-0.34
5	CHIX	0.07%	-0.15
6	BATE	0.05%	+0.01
7	TRQX	0.01%	-0.07

Volume Trend



Market Share Trend



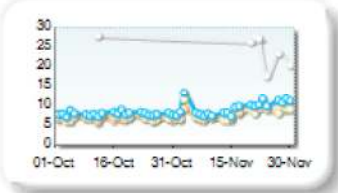
Market share is based on on-book value traded during continuous trading. The share is calculated by averaging over all stocks in the index. The current value shown is for last week and the change is relative to the previous week.

Spreads

At touch

Rank	Venue	Spread (bps)	Change
1	XMAD	7.90	+1.28
2	CEUX	8.12	+1.22
3	AQEU	9.42	+1.53
4	TQEX	37.77	-8.73

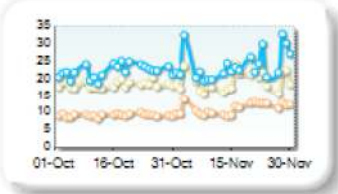
Monthly Spread Trend



25k EUR deal

Rank	Venue	Spread (bps)	Change
1	XMAD	11.20	+1.99
2	CEUX	19.33	+0.95
3	AQEU	23.91	+1.67
4	TQEX	82.20	n/a

Monthly Spread Trend



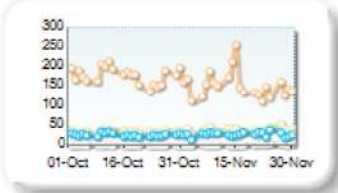
Spreads measure the bid to offer spread of the best visible orders in the book. The result is averaged over the stocks in the index and is based on measurements of the order books every 30 seconds. The value for the spread is quoted in basis points (0.01%).

Book Depths

10BPS Depth (top of book)

Rank	Venue	Depth (1K EUR)	Change
1	XMAD	152.5	-25.7
2	CEUX	38.7	+3.7
3	AQEU	27.8	+1.1
4	TQEX	2.0	+1.1

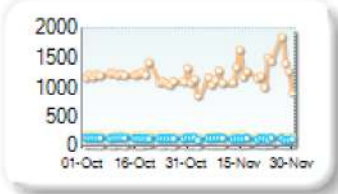
Monthly Depth Trend



50BPS Depth (deeper into book)

Rank	Venue	Depth (1K EUR)	Change
1	XMAD	1,230.5	+32.2
2	CEUX	162.7	-15.4
3	AQEU	124.3	-8.3
4	TQEX	24.8	+1.5

Monthly Depth Trend



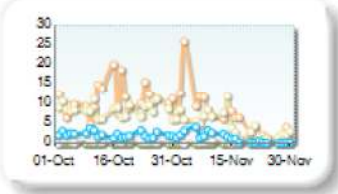
Market depth measures the amount of visible liquidity (bids and offers) in the order book within 10 or 50 BPS of mid price. The result is averaged over the stocks in the index and is based on measurements of the order book every 30 seconds. This is quoted in '000s of EUR.

Best Prices

At touch

Rank	Venue	Best Price (%)	Change
1	XMAD	6.89	-7.08
2	CEUX	4.55	-3.76
3	AQEU	1.32	-0.84
4	TQEX	0.40	-0.41
5	CHIX	0.00	+0.00
6	TRQX	0.00	+0.00
7	BATE	0.00	+0.00

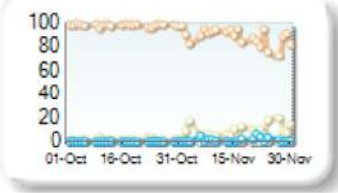
Best Prices Trend



25k EUR deal

Rank	Venue	Best Price (%)	Change
1	XMAD	88.28	-9.74
2	CEUX	9.03	+7.38
3	AQEU	1.61	+1.32
4	TQEX	0.02	+0.02
5	CHIX	0.00	+0.00
6	TRQX	0.00	+0.00
7	BATE	0.00	+0.00

Best Prices Trend

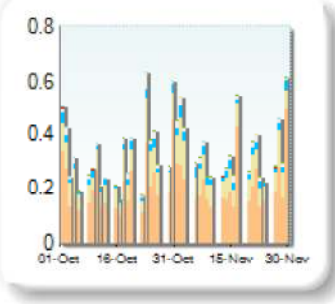


Best Price % measures how often each venue posts an absolute best price (no ties) for stocks. The result is averaged over the stocks in the index and is based on measurements of the order book every 5 seconds.

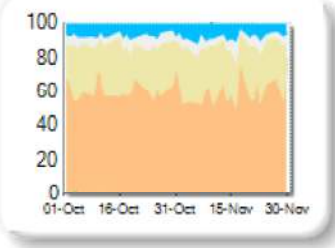
Market Share

Rank	Venue	Market Share	Change
1	XMAD	61.36%	-0.64
2	CEUX	26.03%	+0.83
3	AQEU	7.12%	+0.33
4	TQEX	5.32%	-0.11
5	CHIX	0.08%	-0.19
6	BATE	0.07%	-0.16
7	TRQX	0.02%	-0.06
8	AQXE	0.00%	+0.00

Volume Trend



Market Share Trend



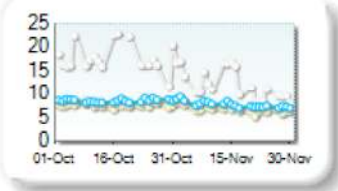
Market share is based on on-book value traded during continuous trading. The share is calculated by averaging over all stocks in the index. The current value shown is for last week and the change is relative to the previous week.

Spreads

At touch

Rank	Venue	Spread (bps)	Change
1	CEUX	6.73	-0.89
2	XMAD	7.08	-0.92
3	AQEU	7.66	-0.79
4	TQEX	12.08	-7.22

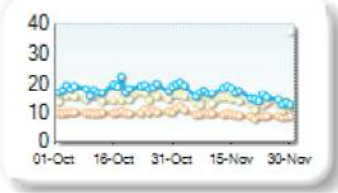
Monthly Spread Trend



25k EUR deal

Rank	Venue	Spread (bps)	Change
1	XMAD	9.38	-0.58
2	CEUX	13.71	-1.57
3	AQEU	16.33	-2.02
4	TQEX	53.05	-11.42

Monthly Spread Trend



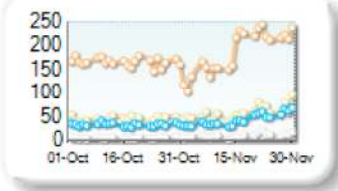
Spreads measure the bid to offer spread of the best visible orders in the book. The result is averaged over the stocks in the index and is based on measurements of the order books every 30 seconds. The value for the spread is quoted in basis points (0.01%).

Book Depths

10BPS Depth (top of book)

Rank	Venue	Depth (1K EUR)	Change
1	XMAD	187.4	+21.0
2	CEUX	58.1	+13.2
3	AQEU	43.9	+10.7
4	TQEX	11.4	+4.8
5	BATE	1.7	+0.7

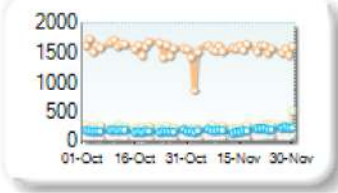
Monthly Depth Trend



50BPS Depth (deeper into book)

Rank	Venue	Depth (1K EUR)	Change
1	XMAD	1,525.9	-70.7
2	CEUX	252.8	+21.0
3	AQEU	193.5	+17.9
4	TQEX	73.6	+12.1
5	BATE	9.4	+5.5

Monthly Depth Trend



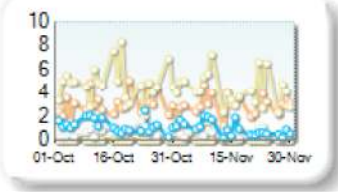
Market depth measures the amount of visible liquidity (bids and offers) in the order book within 10 or 50 BPS of mid price. The result is averaged over the stocks in the index and is based on measurements of the order book every 30 seconds. This is quoted in '000s of EUR.

Best Prices

At touch

Rank	Venue	Best Price (%)	Change
1	CEUX	4.27	-0.92
2	XMAD	2.94	-0.57
3	AQEU	0.98	-0.09
4	TQEX	0.53	-0.19
5	BATE	0.14	+0.06
6	CHIX	0.00	0.00
7	TRQX	0.00	+0.00
8	AQXE	0.00	+0.00

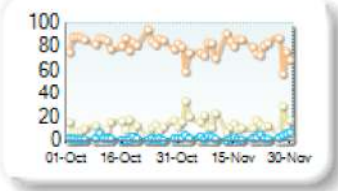
Best Prices Trend



25k EUR deal

Rank	Venue	Best Price (%)	Change
1	XMAD	77.44	-6.44
2	CEUX	15.61	+4.53
3	AQEU	3.03	+1.05
4	TQEX	0.29	+0.11
5	CHIX	0.00	+0.00
6	TRQX	0.00	+0.00
7	BATE	0.00	+0.00
8	AQXE	0.00	+0.00

Best Prices Trend

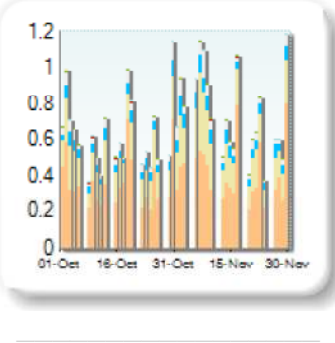


Best Price % measures how often each venue posts an absolute best price (no ties) for the stocks. The result is averaged over the stocks in the index and is based on measurements of the order book every 5 seconds.

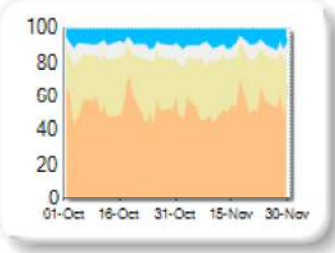
Market Share

Rank	Venue	Market Share	Change
1	XMAD	54.81%	-1.68
2	CEUX	28.70%	+1.16
3	AQEU	8.65%	+0.58
4	TQEX	7.56%	+0.07
5	CHIX	0.15%	-0.05
6	BATE	0.13%	-0.06
7	TRQX	0.01%	-0.04
8	AQXE	0.00%	0.00

Volume Trend



Market Share Trend



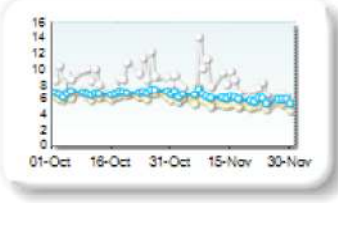
Market share is based on on-book value traded during continuous trading. The share is calculated by averaging over all stocks in the index. The current value shown is for last week and the change is relative to the previous week.

Spreads

At touch

Rank	Venue	Spread (bps)	Change
1	CEUX	5.55	-0.87
2	XMAD	5.81	-0.89
3	AQEU	6.33	-0.66
4	TQEX	8.39	-0.98
5	CHIX	202.34	n/a

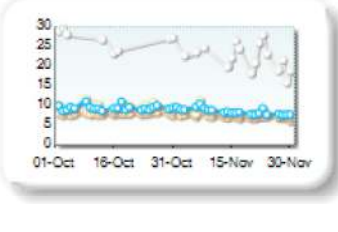
Monthly Spread Trend



25k EUR deal

Rank	Venue	Spread (bps)	Change
1	XMAD	7.31	-0.56
2	CEUX	8.31	-1.33
3	AQEU	8.48	-0.88
4	TQEX	27.13	-8.36
5	CHIX	202.34	n/a

Monthly Spread Trend



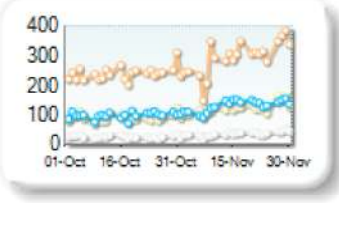
Spreads measure the bid to offer spread of the best visible orders in the book. The result is averaged over the stocks in the index and is based on measurements of the order books every 30 seconds. The value for the spread is quoted in basis points (0.01%).

Book Depths

10BPS Depth (top of book)

Rank	Venue	Depth (1K EUR)	Change
1	XMAD	292.6	+51.0
2	AQEU	128.4	+31.1
3	CEUX	119.0	+30.0
4	TQEX	35.8	+9.4
5	BATE	2.3	-0.7

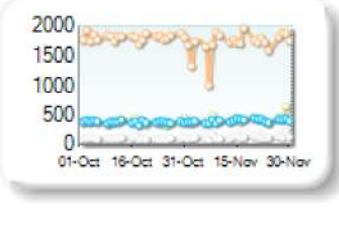
Monthly Depth Trend



50BPS Depth (deeper into book)

Rank	Venue	Depth (1K EUR)	Change
1	XMAD	1,705.6	-100.3
2	CEUX	420.0	+42.8
3	AQEU	397.1	+19.9
4	TQEX	125.2	+20.5
5	CHIX	11.8	+0.5
6	BATE	11.7	+2.0

Monthly Depth Trend



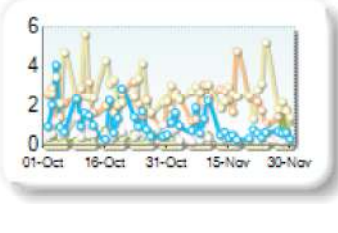
Market depth measures the amount of visible liquidity (bids and offers) in the order book within 10 or 50 BPS of mid price. The result is averaged over the stocks in the index and is based on measurements of the order book every 30 seconds. This is quoted in '000s of EUR.

Best Prices

At touch

Rank	Venue	Best Price (%)	Change
1	CEUX	2.54	-1.00
2	XMAD	2.20	-0.62
3	AQEU	0.83	-0.67
4	TQEX	0.46	-0.36
5	BATE	0.21	-0.12
6	CHIX	0.00	+0.00
7	TRQX	0.00	+0.00
8	AQXE	0.00	+0.00

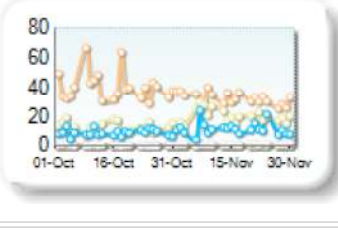
Best Prices Trend



25k EUR deal

Rank	Venue	Best Price (%)	Change
1	XMAD	32.20	-8.14
2	CEUX	19.64	+6.98
3	AQEU	11.65	+2.65
4	TQEX	1.31	+0.62
5	CHIX	0.00	+0.00
6	TRQX	0.00	+0.00
7	BATE	0.00	+0.00
8	AQXE	0.00	+0.00

Best Prices Trend

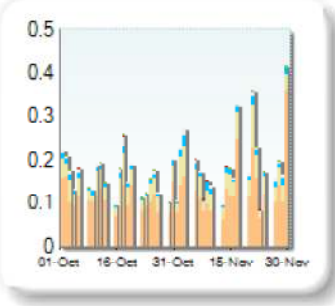


Best Price % measures how often each venue posts an absolute best price (no ties) for stocks. The result is averaged over the stocks in the index and is based on measurements of the order book every 5 seconds.

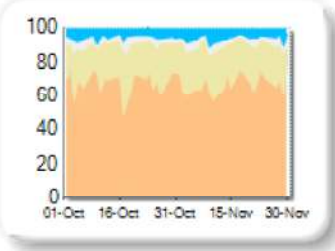
Market Share

Rank	Venue	Market Share	Change
1	XMAD	68.40%	+1.61
2	CEUX	22.23%	-0.70
3	AQEU	6.00%	+0.12
4	TQEX	3.28%	-0.80
5	CHIX	0.06%	-0.07
6	BATE	0.02%	-0.05
7	TRQX	0.00%	-0.11

Volume Trend



Market Share Trend



Market share is based on on-book value traded during continuous trading. The share is calculated by averaging over all stocks in the index. The current value shown is for last week and the change is relative to the previous week.

Spreads

At touch

Rank	Venue	Spread (bps)	Change
1	CEUX	9.37	-0.47
2	XMAD	9.41	-0.31
3	AQEU	10.11	-0.70
4	TQEX	32.98	-4.28

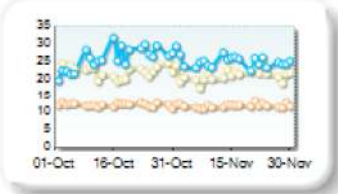
Monthly Spread Trend



25k EUR deal

Rank	Venue	Spread (bps)	Change
1	XMAD	11.93	-0.24
2	CEUX	21.08	-1.04
3	AQEU	25.06	-0.85
4	TQEX	72.10	n/a

Monthly Spread Trend



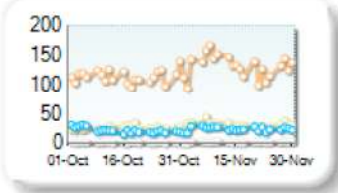
Spreads measure the bid to offer spread of the best visible orders in the book. The result is averaged over the stocks in the index and is based on measurements of the order books every 30 seconds. The value for the spread is quoted in basis points (0.01%).

Book Depths

10BPS Depth (top of book)

Rank	Venue	Depth (1K EUR)	Change
1	XMAD	130.8	+17.2
2	CEUX	31.4	+5.2
3	AQEU	23.9	+2.0
4	TQEX	2.6	+0.5

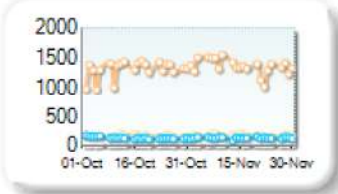
Monthly Depth Trend



50BPS Depth (deeper into book)

Rank	Venue	Depth (1K EUR)	Change
1	XMAD	1,354.2	+48.2
2	CEUX	178.0	+5.3
3	AQEU	137.2	-1.8
4	TQEX	30.8	+3.9

Monthly Depth Trend



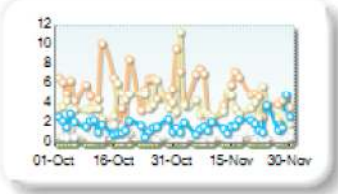
Market depth measures the amount of visible liquidity (bids and offers) in the order book within 10 or 50 BPS of mid price. The result is averaged over the stocks in the index and is based on measurements of the order book every 30 seconds. This is quoted in '000s of EUR.

Best Prices

At touch

Rank	Venue	Best Price (%)	Change
1	XMAD	5.18	-0.35
2	CEUX	3.82	-0.56
3	AQEU	1.88	+0.76
4	TQEX	0.45	-0.32
5	CHIX	0.00	+0.00
6	TRQX	0.00	+0.00
7	BATE	0.00	+0.00


Best Prices Trend



25k EUR deal

Rank	Venue	Best Price (%)	Change
1	XMAD	91.50	-1.45
2	CEUX	6.10	+1.86
3	AQEU	1.46	-0.55
4	TQEX	0.04	0.00
5	CHIX	0.00	+0.00
6	TRQX	0.00	+0.00
7	BATE	0.00	+0.00

Best Prices Trend

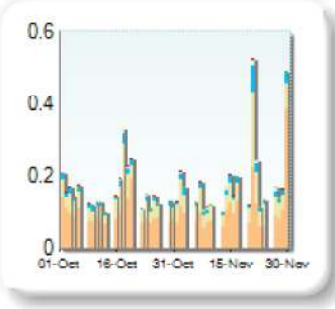


Best Price % measures how often each venue posts an absolute best price (no ties) for stocks. The result is averaged over the stocks in the index and is based on measurements of the order book every 5 seconds.

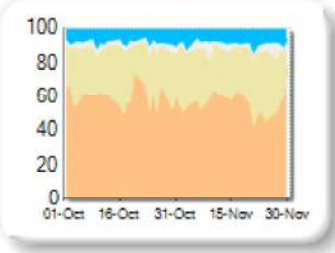
Market Share

Rank	Venue	Market Share	Change
1	XMAD	56.57%	-2.89
2	CEUX	30.86%	+2.25
3	AQEU	8.86%	+0.87
4	TQEX	3.30%	-0.06
5	BATE	0.23%	-0.20
6	CHIX	0.10%	-0.04
7	TRQX	0.06%	+0.06
8	AQXE	0.00%	0.00

Volume Trend



Market Share Trend



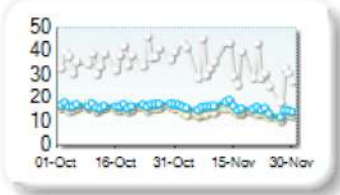
Market share is based on on-book value traded during continuous trading. The share is calculated by averaging over all stocks in the index. The current value shown is for last week and the change is relative to the previous week.

Spreads

At touch

Rank	Venue	Spread (bps)	Change
1	CEUX	13.44	-1.94
2	XMAD	13.82	-1.79
3	AQEU	15.46	-1.08
4	TQEX	34.58	-2.38

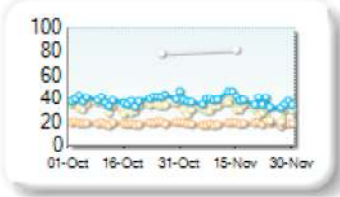
Monthly Spread Trend



25k EUR deal

Rank	Venue	Spread (bps)	Change
1	XMAD	19.14	-0.31
2	CEUX	30.74	-3.23
3	AQEU	38.48	-0.95
4	TQEX	85.10	-4.37

Monthly Spread Trend



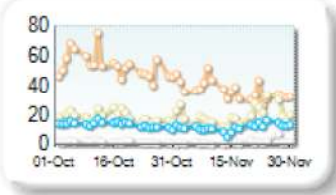
Spreads measure the bid to offer spread of the best visible orders in the book. The result is averaged over the stocks in the index and is based on measurements of the order books every 30 seconds. The value for the spread is quoted in basis points (0.01%).

Book Depths

10BPS Depth (top of book)

Rank	Venue	Depth (1K EUR)	Change
1	XMAD	36.6	-16.7
2	CEUX	19.6	+1.2
3	AQEU	11.5	-1.9
4	BATE	2.0	-0.9
5	TQEX	1.7	-0.4

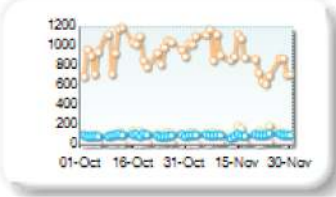
Monthly Depth Trend



50BPS Depth (deeper into book)

Rank	Venue	Depth (1K EUR)	Change
1	XMAD	908.6	-42.6
2	CEUX	128.7	+12.0
3	AQEU	102.9	+3.4
4	TQEX	29.9	+4.2
5	BATE	2.7	-1.6

Monthly Depth Trend



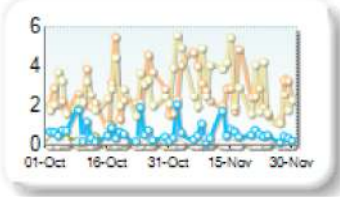
Market depth measures the amount of visible liquidity (bids and offers) in the order book within 10 or 50 BPS of mid price. The result is averaged over the stocks in the index and is based on measurements of the order book every 30 seconds. This is quoted in '000s of EUR.

Best Prices

At touch

Rank	Venue	Best Price (%)	Change
1	CEUX	3.17	+0.73
2	XMAD	2.76	+0.88
3	AQEU	0.62	-0.11
4	TQEX	0.07	-0.06
5	BATE	0.02	-0.16
6	CHIX	0.00	+0.00
7	TRQX	0.00	+0.00
8	AQXE	0.00	+0.00

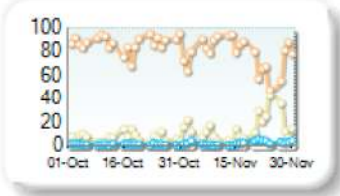
Best Prices Trend



25k EUR deal

Rank	Venue	Best Price (%)	Change
1	XMAD	77.79	-9.19
2	CEUX	15.21	+7.83
3	AQEU	2.59	+1.29
4	TQEX	0.01	+0.01
5	CHIX	0.00	+0.00
6	TRQX	0.00	+0.00
7	BATE	0.00	+0.00
8	AQXE	0.00	+0.00

Best Prices Trend

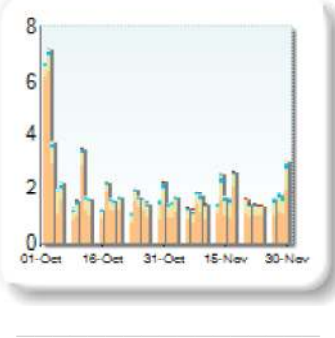


Best Price % measures how often each venue posts an absolute best price (no ties) for stocks. The result is averaged over the stocks in the index and is based on measurements of the order book every 5 seconds.

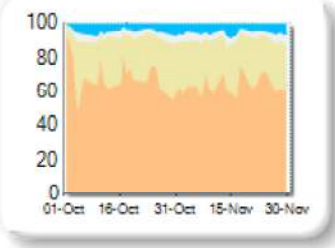
Market Share

Rank	Venue	Market Share	Change
1	XMAD	64.14%	-11.06
2	CEUX	26.48%	+8.18
3	AQEU	5.17%	+1.59
4	TQEX	3.93%	+1.30
5	CHIX	0.15%	+0.05
6	BATE	0.11%	-0.03
7	TRQX	0.03%	-0.02
8	AQXE	0.00%	+0.00

Volume Trend



Market Share Trend



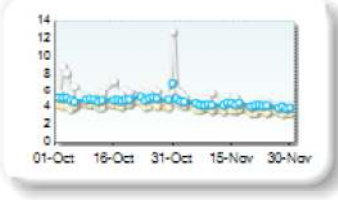
Market share is based on on-book value traded during continuous trading. The share is calculated by averaging over all stocks in the index. The current value shown is for last week and the change is relative to the previous week.

Spreads

At touch

Rank	Venue	Spread (bps)	Change
1	CEUX	3.73	-0.68
2	XMAD	3.81	-0.69
3	AQEU	4.30	-0.70
4	TQEX	4.83	-1.57
5	BATE	96.91	n/a
6	CHIX	249.15	n/a

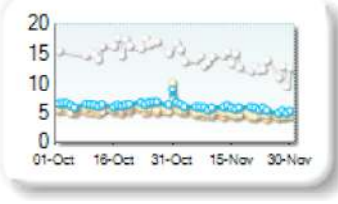
Monthly Spread Trend



25k EUR deal

Rank	Venue	Spread (bps)	Change
1	XMAD	4.46	-0.78
2	CEUX	4.88	-1.00
3	AQEU	5.72	-0.75
4	TQEX	13.55	-6.86
5	CHIX	249.15	n/a

Monthly Spread Trend



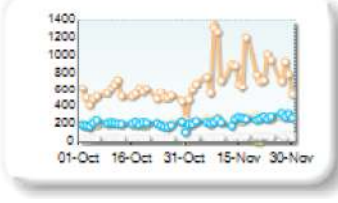
Spreads measure the bid to offer spread of the best visible orders in the book. The result is averaged over the stocks in the index and is based on measurements of the order books every 30 seconds. The value for the spread is quoted in basis points (0.01%).

Book Depths

10BPS Depth (top of book)

Rank	Venue	Depth (1K EUR)	Change
1	XMAD	808.0	+270.8
2	CEUX	252.8	+56.9
3	AQEU	250.3	+54.1
4	TQEX	54.3	+18.9
5	BATE	3.0	+1.2

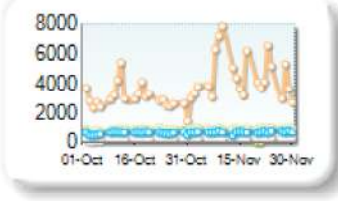
Monthly Depth Trend



50BPS Depth (deeper into book)

Rank	Venue	Depth (1K EUR)	Change
1	XMAD	4,499.1	+1,468.7
2	CEUX	949.8	+77.4
3	AQEU	701.3	+48.8
4	TQEX	298.5	+62.7
5	CHIX	49.5	+2.6
6	BATE	19.5	+7.4

Monthly Depth Trend



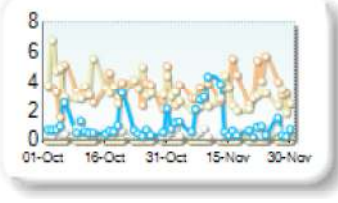
Market depth measures the amount of visible liquidity (bids and offers) in the order book within 10 or 50 BPS of mid price. The result is averaged over the stocks in the index and is based on measurements of the order book every 30 seconds. This is quoted in '000s of EUR.

Best Prices

At touch

Rank	Venue	Best Price (%)	Change
1	XMAD	3.55	+0.78
2	CEUX	2.75	-1.15
3	AQEU	1.25	-0.06
4	TQEX	0.50	-0.14
5	BATE	0.04	0.00
6	CHIX	0.00	+0.00
7	TRQX	0.00	+0.00
8	AQXE	0.00	+0.00

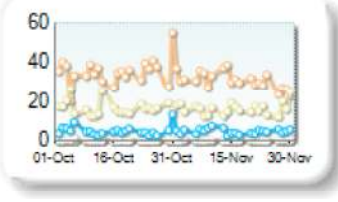
Best Prices Trend



25k EUR deal

Rank	Venue	Best Price (%)	Change
1	XMAD	31.01	-4.39
2	CEUX	16.42	-0.44
3	AQEU	4.88	-0.30
4	TQEX	0.44	+0.02
5	CHIX	0.00	0.00
6	TRQX	0.00	+0.00
7	BATE	0.00	+0.00
8	AQXE	0.00	+0.00

Best Prices Trend

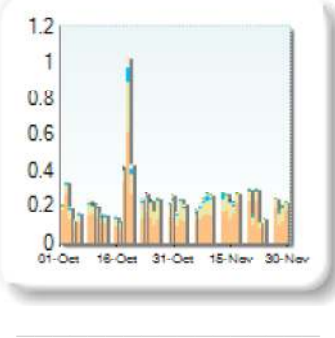


Best Price % measures how often each venue posts an absolute best price (no ties) for the stocks. The result is averaged over the stocks in the index and is based on measurements of the order book every 5 seconds.

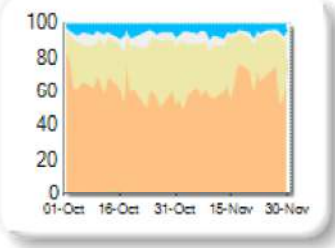
Market Share

Rank	Venue	Market Share	Change
1	XMAD	63.65%	+0.52
2	CEUX	27.15%	+0.89
3	AQEU	5.23%	-0.49
4	TQEX	3.73%	-0.81
5	CHIX	0.11%	-0.05
6	BATE	0.11%	-0.02
7	AQXE	0.00%	+0.00
8	TRQX	0.00%	-0.04

Volume Trend



Market Share Trend



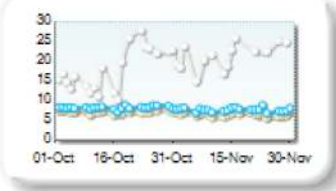
Market share is based on on-book value traded during continuous trading. The share is calculated by averaging over all stocks in the index. The current value shown is for last week and the change is relative to the previous week.

Spreads

At touch

Rank	Venue	Spread (bps)	Change
1	CEUX	6.68	-0.63
2	XMAD	6.84	-0.75
3	AQEU	7.70	-0.51
4	TQEX	24.97	+4.96
5	CHIX	203.39	n/a

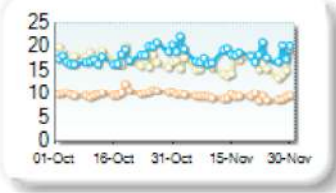
Monthly Spread Trend



25k EUR deal

Rank	Venue	Spread (bps)	Change
1	XMAD	9.36	-0.82
2	CEUX	16.12	-1.40
3	AQEU	18.42	+0.49
4	TQEX	71.73	+10.54
5	CHIX	203.39	n/a

Monthly Spread Trend



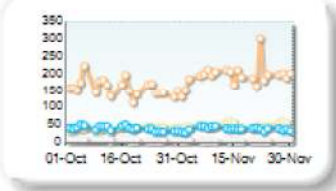
Spreads measure the bid to offer spread of the best visible orders in the book. The result is averaged over the stocks in the index and is based on measurements of the order books every 30 seconds. The value for the spread is quoted in basis points (0.01%).

Book Depths

10BPS Depth (top of book)

Rank	Venue	Depth (1K EUR)	Change
1	XMAD	194.4	+36.1
2	CEUX	46.7	+7.6
3	AQEU	38.3	-1.6
4	TQEX	3.5	-2.4

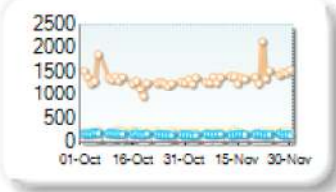
Monthly Depth Trend



50BPS Depth (deeper into book)

Rank	Venue	Depth (1K EUR)	Change
1	XMAD	1,410.1	+95.8
2	CEUX	215.7	-5.4
3	AQEU	163.5	-9.3
4	TQEX	47.3	-10.6
5	BATE	14.2	+0.4

Monthly Depth Trend



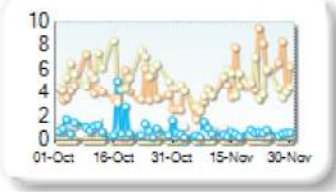
Market depth measures the amount of visible liquidity (bids and offers) in the order book within 10 or 50 BPS of mid price. The result is averaged over the stocks in the index and is based on measurements of the order book every 30 seconds. This is quoted in '000s of EUR.

Best Prices

At touch

Rank	Venue	Best Price (%)	Change
1	XMAD	4.96	+0.55
2	CEUX	4.48	-0.35
3	AQEU	0.62	-0.53
4	TQEX	0.46	-0.49
5	CHIX	0.00	+0.00
6	TRQX	0.00	+0.00
7	BATE	0.00	0.00
8	AQXE	0.00	+0.00

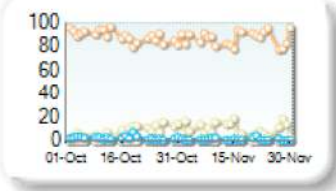
Best Prices Trend



25k EUR deal

Rank	Venue	Best Price (%)	Change
1	XMAD	86.86	-1.75
2	CEUX	10.11	+2.02
3	AQEU	1.46	-1.16
4	TQEX	0.02	-0.01
5	CHIX	0.00	+0.00
6	TRQX	0.00	+0.00
7	BATE	0.00	+0.00
8	AQXE	0.00	+0.00

Best Prices Trend

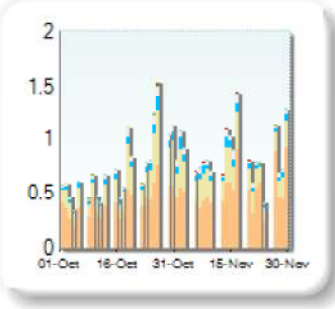


Best Price % measures how often each venue posts an absolute best price (no ties) for stocks. The result is averaged over the stocks in the index and is based on measurements of the order book every 5 seconds.

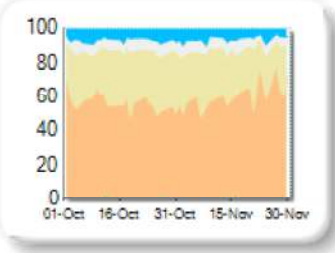
Market Share

Rank	Venue	Market Share	Change
1	XMAD	60.67%	+5.86
2	CEUX	27.02%	-4.51
3	AQEU	6.04%	-0.74
4	TQEX	5.87%	-0.43
5	BATE	0.22%	-0.01
6	CHIX	0.15%	0.00
7	TRQX	0.03%	-0.17
8	AQXE	0.00%	+0.00

Volume Trend



Market Share Trend



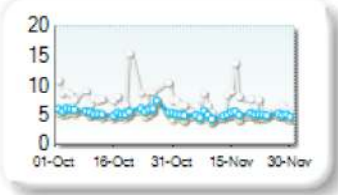
Market share is based on on-book value traded during continuous trading. The share is calculated by averaging over all stocks in the index. The current value shown is for last week and the change is relative to the previous week.

Spreads

At touch

Rank	Venue	Spread (bps)	Change
1	CEUX	4.57	-0.52
2	XMAD	4.59	-0.61
3	AQEU	4.95	-0.59
4	TQEX	6.95	-2.17
5	CHIX	204.66	-14.70

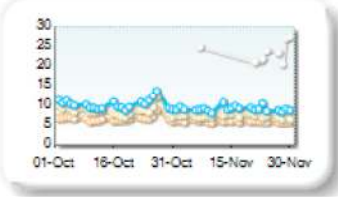
Monthly Spread Trend



25k EUR deal

Rank	Venue	Spread (bps)	Change
1	XMAD	6.02	-0.64
2	CEUX	7.43	-1.27
3	AQEU	9.13	-1.17
4	TQEX	32.04	-14.65
5	CHIX	204.66	n/a

Monthly Spread Trend



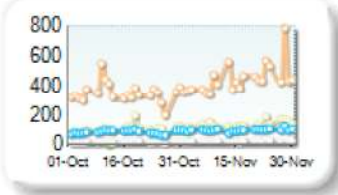
Spreads measure the bid to offer spread of the best visible orders in the book. The result is averaged over the stocks in the index and is based on measurements of the order books every 30 seconds. The value for the spread is quoted in basis points (0.01%).

Book Depths

10BPS Depth (top of book)

Rank	Venue	Depth (1K EUR)	Change
1	XMAD	442.3	+93.6
2	CEUX	132.5	+28.2
3	AQEU	97.6	+13.2
4	TQEX	27.2	+7.0
5	BATE	2.8	0.0

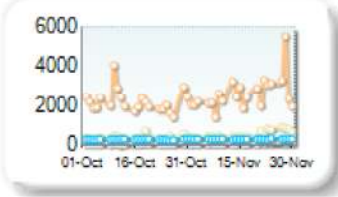
Monthly Depth Trend



50BPS Depth (deeper into book)

Rank	Venue	Depth (1K EUR)	Change
1	XMAD	2,611.0	+399.8
2	CEUX	554.1	+140.7
3	AQEU	319.9	+18.6
4	TQEX	116.9	+34.4
5	BATE	14.0	+6.2

Monthly Depth Trend



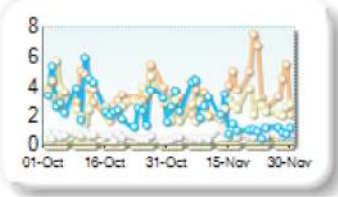
Market depth measures the amount of visible liquidity (bids and offers) in the order book within 10 or 50 BPS of mid price. The result is averaged over the stocks in the index and is based on measurements of the order book every 30 seconds. This is quoted in '000s of EUR.

Best Prices

At touch

Rank	Venue	Best Price (%)	Change
1	XMAD	3.73	-0.80
2	CEUX	2.44	-1.39
3	AQEU	1.94	+0.13
4	TQEX	0.68	-0.20
5	BATE	0.08	-0.04
6	CHIX	0.00	+0.00
7	TRQX	0.00	+0.00
8	AQXE	0.00	+0.00

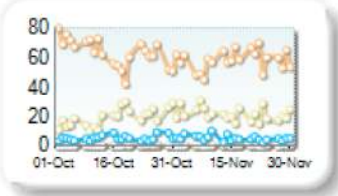
Best Prices Trend



25k EUR deal

Rank	Venue	Best Price (%)	Change
1	XMAD	58.34	-5.11
2	CEUX	21.34	+2.19
3	AQEU	5.30	-0.05
4	TQEX	0.74	+0.15
5	CHIX	0.00	+0.00
6	TRQX	0.00	+0.00
7	BATE	0.00	+0.00
8	AQXE	0.00	+0.00

Best Prices Trend

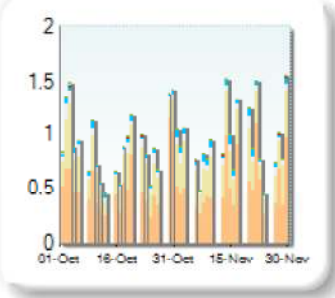


Best Price % measures how often each venue posts an absolute best price (no ties) for stocks. The result is averaged over the stocks in the index and is based on measurements of the order book every 5 seconds.

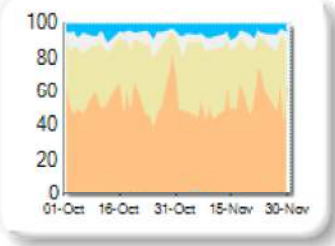
Market Share

Rank	Venue	Market Share	Change
1	XMAD	55.27%	-0.44
2	CEUX	32.55%	+0.79
3	TQEX	5.85%	-1.00
4	AQEU	5.57%	+0.66
5	CHIX	0.35%	+0.03
6	TRQX	0.23%	+0.01
7	BATE	0.18%	-0.06
8	AQXE	0.00%	+0.00

Volume Trend



Market Share Trend



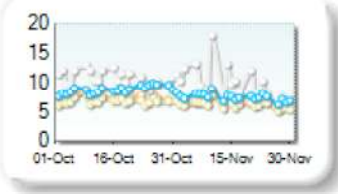
Market share is based on on-book value traded during continuous trading. The share is calculated by averaging over all stocks in the index. The current value shown is for last week and the change is relative to the previous week.

Spreads

At touch

Rank	Venue	Spread (bps)	Change
1	CEUX	6.12	-0.64
2	XMAD	6.43	-0.69
3	AQEU	7.44	-1.27
4	TQEX	9.85	-0.96

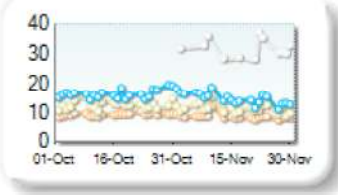
Monthly Spread Trend



25k EUR deal

Rank	Venue	Spread (bps)	Change
1	XMAD	8.65	-0.70
2	CEUX	11.34	-1.13
3	AQEU	14.77	-1.56
4	TQEX	39.68	-6.51

Monthly Spread Trend



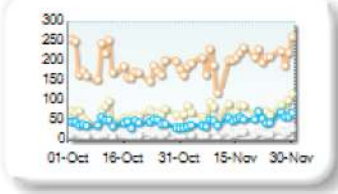
Spreads measure the bid to offer spread of the best visible orders in the book. The result is averaged over the stocks in the index and is based on measurements of the order books every 30 seconds. The value for the spread is quoted in basis points (0.01%).

Book Depths

10BPS Depth (top of book)

Rank	Venue	Depth (1K EUR)	Change
1	XMAD	205.1	+14.1
2	CEUX	77.1	+12.0
3	AQEU	50.6	+6.9
4	TQEX	20.0	+3.8
5	BATE	0.8	-0.7

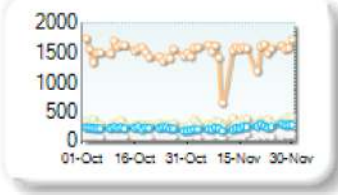
Monthly Depth Trend



50BPS Depth (deeper into book)

Rank	Venue	Depth (1K EUR)	Change
1	XMAD	1,510.1	-7.3
2	CEUX	331.9	+44.6
3	AQEU	231.7	+13.1
4	TQEX	99.9	+15.6
5	BATE	8.9	+1.4

Monthly Depth Trend



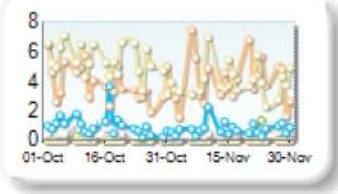
Market depth measures the amount of visible liquidity (bids and offers) in the order book within 10 or 50 BPS of mid price. The result is averaged over the stocks in the index and is based on measurements of the order book every 30 seconds. This is quoted in '000s of EUR.

Best Prices

At touch

Rank	Venue	Best Price (%)	Change
1	XMAD	4.00	+1.05
2	CEUX	3.99	-2.50
3	AQEU	0.77	-0.28
4	TQEX	0.48	-0.19
5	BATE	0.09	+0.01
6	CHIX	0.00	+0.00
7	TRQX	0.00	+0.00
8	AQXE	0.00	+0.00

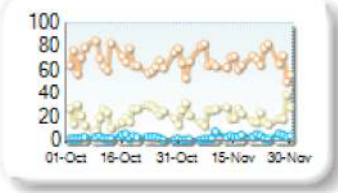
Best Prices Trend



25k EUR deal

Rank	Venue	Best Price (%)	Change
1	XMAD	67.87	-1.45
2	CEUX	22.56	+1.19
3	AQEU	3.33	+0.54
4	TQEX	0.72	+0.16
5	CHIX	0.00	+0.00
6	TRQX	0.00	+0.00
7	BATE	0.00	+0.00
8	AQXE	0.00	+0.00

Best Prices Trend

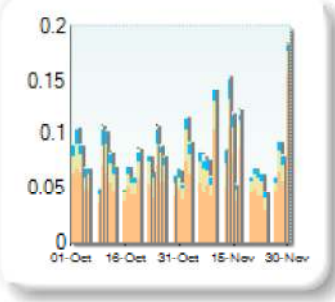


Best Price % measures how often each venue posts an absolute best price (no ties) for the stocks. The result is averaged over the stocks in the index and is based on measurements of the order book every 5 seconds.

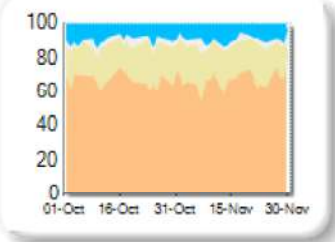
Market Share

Rank	Venue	Market Share	Change
1	XMAD	68.88%	+1.92
2	CEUX	19.77%	-0.44
3	AQEU	8.62%	-0.94
4	TQEX	2.72%	-0.49
5	BATE	0.00%	-0.01

Volume Trend



Market Share Trend




Market share is based on on-book value traded during continuous trading. The share is calculated by averaging over all stocks in the index. The current value shown is for last week and the change is relative to the previous week.

Spreads

At touch

Rank	Venue	Spread (bps)	Change
1	XMAD	16.58	-1.30
2	CEUX	18.02	-1.73
3	AQEU	18.15	-0.77
4	TQEX	47.58	-0.47

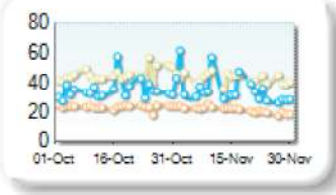
Monthly Spread Trend



25k EUR deal

Rank	Venue	Spread (bps)	Change
1	XMAD	21.29	-1.78
2	AQEU	37.84	+0.23
3	CEUX	42.65	-2.76

Monthly Spread Trend



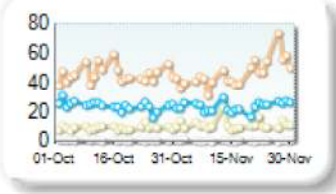
Spreads measure the bid to offer spread of the best visible orders in the book. The result is averaged over the stocks in the index and is based on measurements of the order books every 30 seconds. The value for the spread is quoted in basis points (0.01%).

Book Depths

10BPS Depth (top of book)

Rank	Venue	Depth (1K EUR)	Change
1	XMAD	46.3	+0.5
2	AQEU	23.3	-0.5
3	CEUX	11.3	+2.0
4	TQEX	0.8	-0.3

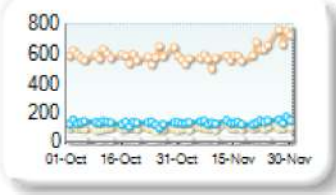
Monthly Depth Trend



50BPS Depth (deeper into book)

Rank	Venue	Depth (1K EUR)	Change
1	XMAD	609.1	+21.8
2	AQEU	135.1	+6.5
3	CEUX	95.9	+4.9
4	TQEX	17.7	+0.8

Monthly Depth Trend



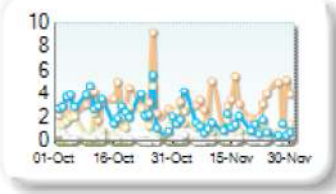
Market depth measures the amount of visible liquidity (bids and offers) in the order book within 10 or 50 BPS of mid price. The result is averaged over the stocks in the index and is based on measurements of the order book every 30 seconds. This is quoted in '000s of EUR.

Best Prices

At touch

Rank	Venue	Best Price (%)	Change
1	XMAD	3.10	-0.72
2	AQEU	1.38	-0.97
3	CEUX	1.12	-0.39
4	TQEX	0.17	-0.09
5	CHIX	0.00	+0.00
6	BATE	0.00	+0.00

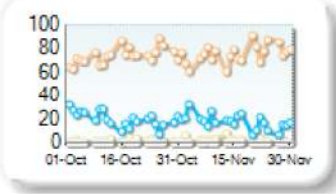
Best Prices Trend



25k EUR deal

Rank	Venue	Best Price (%)	Change
1	XMAD	75.45	+1.50
2	AQEU	17.68	-2.49
3	CEUX	2.66	+0.62
4	TQEX	0.06	-0.03
5	CHIX	0.00	+0.00
6	BATE	0.00	+0.00

Best Prices Trend

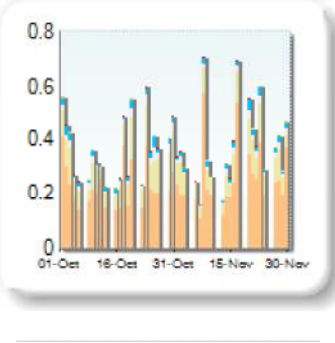


Best Price % measures how often each venue posts an absolute best price (no ties) for stocks. The result is averaged over the stocks in the index and is based on measurements of the order book every 5 seconds.

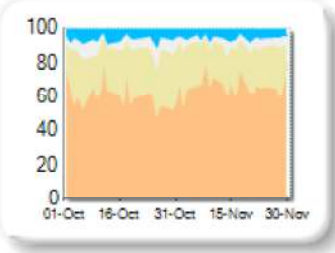
Market Share

Rank	Venue	Market Share	Change
1	XMAD	67.66%	+6.33
2	CEUX	22.33%	-3.73
3	AQEU	5.07%	-0.75
4	TQEX	4.67%	-1.66
5	BATE	0.11%	-0.07
6	CHIX	0.08%	-0.13
7	TRQX	0.07%	+0.01
8	AQXE	0.00%	+0.00

Volume Trend



Market Share Trend




Market share is based on on-book value traded during continuous trading. The share is calculated by averaging over all stocks in the index. The current value shown is for last week and the change is relative to the previous week.

Spreads

At touch

Rank	Venue	Spread (bps)	Change
1	CEUX	5.40	-0.71
2	XMAD	5.59	-0.93
3	AQEU	6.46	-0.66
4	TQEX	9.43	-2.69

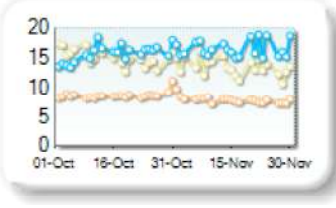
Monthly Spread Trend



25k EUR deal

Rank	Venue	Spread (bps)	Change
1	XMAD	7.83	-0.79
2	CEUX	13.44	-1.63
3	AQEU	16.47	+0.77
4	TQEX	54.86	-7.43

Monthly Spread Trend



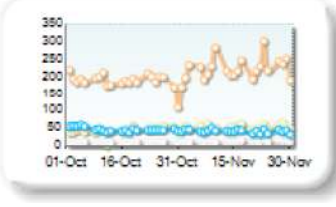
Spreads measure the bid to offer spread of the best visible orders in the book. The result is averaged over the stocks in the index and is based on measurements of the order books every 30 seconds. The value for the spread is quoted in basis points (0.01%).

Book Depths

10BPS Depth (top of book)

Rank	Venue	Depth (1K EUR)	Change
1	XMAD	223.5	+35.1
2	CEUX	52.2	+7.1
3	AQEU	40.9	-5.0
4	TQEX	12.2	+2.2
5	BATE	1.6	+0.3

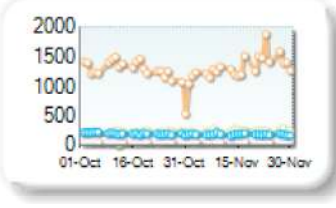
Monthly Depth Trend



50BPS Depth (deeper into book)

Rank	Venue	Depth (1K EUR)	Change
1	XMAD	1,331.3	+62.2
2	CEUX	236.7	+12.1
3	AQEU	185.8	-11.4
4	TQEX	71.5	+10.8
5	BATE	11.0	+3.0

Monthly Depth Trend



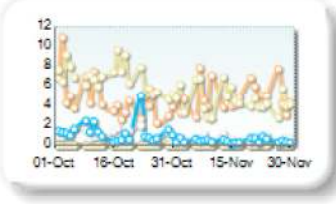
Market depth measures the amount of visible liquidity (bids and offers) in the order book within 10 or 50 BPS of mid price. The result is averaged over the stocks in the index and is based on measurements of the order book every 30 seconds. This is quoted in '000s of EUR.

Best Prices

At touch

Rank	Venue	Best Price (%)	Change
1	XMAD	4.82	-0.23
2	CEUX	4.58	-2.77
3	TQEX	0.61	-0.39
4	AQEU	0.47	-0.89
5	BATE	0.03	-0.02
6	CHIX	0.00	+0.00
7	TRQX	0.00	+0.00
8	AQXE	0.00	+0.00


Best Prices Trend



25k EUR deal

Rank	Venue	Best Price (%)	Change
1	XMAD	88.34	-0.50
2	CEUX	9.42	+1.64
3	AQEU	1.46	-1.33
4	TQEX	0.07	-0.01
5	CHIX	0.00	+0.00
6	TRQX	0.00	+0.00
7	BATE	0.00	+0.00
8	AQXE	0.00	+0.00

Best Prices Trend

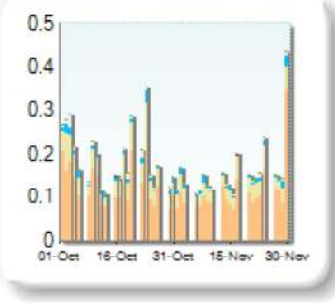


Best Price % measures how often each venue posts an absolute best price (no ties) for the stocks. The result is averaged over the stocks in the index and is based on measurements of the order book every 5 seconds.

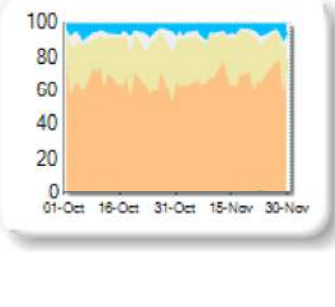
Market Share

Rank	Venue	Market Share	Change
1	XMAD	68.85%	+3.30
2	CEUX	22.56%	-1.73
3	AQEU	5.48%	+0.09
4	TQEX	2.60%	-1.84
5	CHIX	0.30%	+0.13
6	BATE	0.20%	+0.09
7	TRQX	0.00%	-0.04

Volume Trend



Market Share Trend



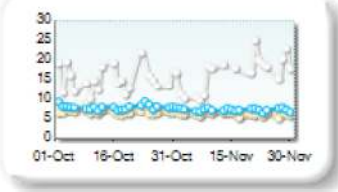
Market share is based on on-book value traded during continuous trading. The share is calculated by averaging over all stocks in the index. The current value shown is for last week and the change is relative to the previous week.

Spreads

At touch

Rank	Venue	Spread (bps)	Change
1	CEUX	6.30	-0.59
2	XMAD	6.35	-0.60
3	AQEU	7.41	-0.64
4	TQEX	19.78	+3.91
5	BATE	56.12	n/a
6	CHIX	206.85	n/a

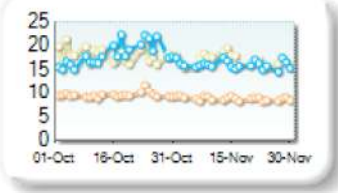
Monthly Spread Trend



25k EUR deal

Rank	Venue	Spread (bps)	Change
1	XMAD	8.70	-0.79
2	AQEU	16.09	-2.12
3	CEUX	16.97	-1.19
4	TQEX	73.06	+5.48
5	CHIX	208.02	n/a

Monthly Spread Trend



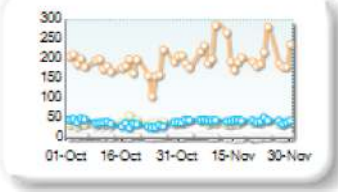
Spreads measure the bid to offer spread of the best visible orders in the book. The result is averaged over the stocks in the index and is based on measurements of the order books every 30 seconds. The value for the spread is quoted in basis points (0.01%).

Book Depths

10BPS Depth (top of book)

Rank	Venue	Depth (1K EUR)	Change
1	XMAD	210.0	+24.5
2	AQEU	44.4	+6.4
3	CEUX	40.2	+1.8
4	TQEX	5.0	-1.8
5	BATE	1.4	+0.2

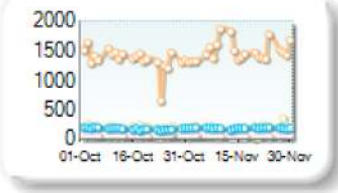
Monthly Depth Trend



50BPS Depth (deeper into book)

Rank	Venue	Depth (1K EUR)	Change
1	XMAD	1,483.9	+128.7
2	CEUX	210.1	+2.5
3	AQEU	187.2	+9.4
4	TQEX	54.5	-2.9
5	BATE	9.4	+2.8

Monthly Depth Trend



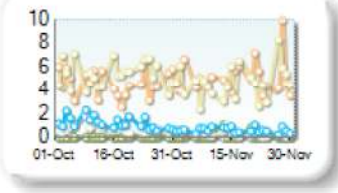
Market depth measures the amount of visible liquidity (bids and offers) in the order book within 10 or 50 BPS of mid price. The result is averaged over the stocks in the index and is based on measurements of the order book every 30 seconds. This is quoted in '000s of EUR.

Best Prices

At touch

Rank	Venue	Best Price (%)	Change
1	XMAD	5.02	+0.30
2	CEUX	4.58	-0.73
3	AQEU	0.62	-0.53
4	TQEX	0.37	-0.35
5	BATE	0.12	+0.02
6	CHIX	0.00	+0.00
7	TRQX	0.00	+0.00

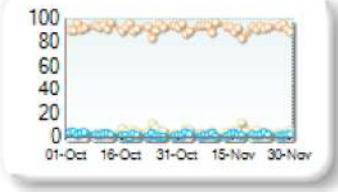
Best Prices Trend



25k EUR deal

Rank	Venue	Best Price (%)	Change
1	XMAD	92.10	-0.34
2	CEUX	4.86	+0.41
3	AQEU	2.49	-0.02
4	TQEX	0.01	0.00
5	CHIX	0.00	+0.00
6	TRQX	0.00	+0.00
7	BATE	0.00	+0.00

Best Prices Trend

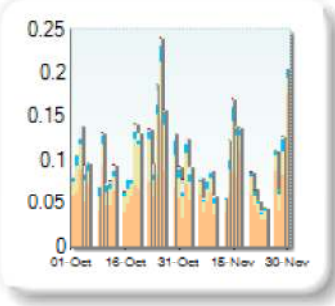


Best Price % measures how often each venue posts an absolute best price (no ties) for stocks. The result is averaged over the stocks in the index and is based on measurements of the order book every 5 seconds.

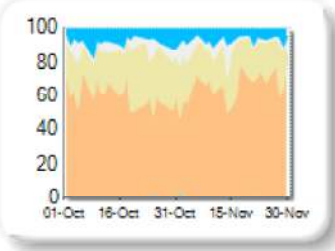
Market Share

Rank	Venue	Market Share	Change
1	XMAD	65.47%	+6.60
2	CEUX	22.21%	-5.00
3	AQEU	7.00%	-0.80
4	TQEX	4.88%	-0.69
5	TRQX	0.21%	-0.12
6	CHIX	0.13%	-0.07
7	BATE	0.09%	+0.08

Volume Trend



Market Share Trend



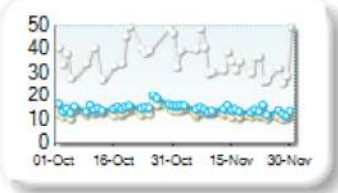
Market share is based on on-book value traded during continuous trading. The share is calculated by averaging over all stocks in the index. The current value shown is for last week and the change is relative to the previous week.

Spreads

At touch

Rank	Venue	Spread (bps)	Change
1	XMAD	12.10	-1.18
2	CEUX	12.38	-1.11
3	AQEU	13.98	-1.20
4	TQEX	35.75	-8.32

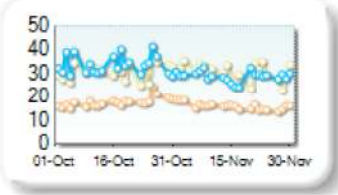
Monthly Spread Trend



25k EUR deal

Rank	Venue	Spread (bps)	Change
1	XMAD	15.97	-1.69
2	AQEU	28.86	-4.72
3	CEUX	30.67	-0.21
4	TQEX	77.29	+1.91

Monthly Spread Trend



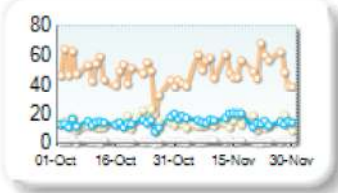
Spreads measure the bid to offer spread of the best visible orders in the book. The result is averaged over the stocks in the index and is based on measurements of the order books every 30 seconds. The value for the spread is quoted in basis points (0.01%).

Book Depths

10BPS Depth (top of book)

Rank	Venue	Depth (1K EUR)	Change
1	XMAD	50.6	+3.3
2	AQEU	15.6	+2.0
3	CEUX	12.9	-0.7
4	TQEX	1.6	+0.3

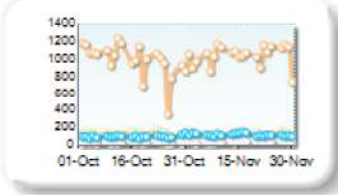
Monthly Depth Trend



50BPS Depth (deeper into book)

Rank	Venue	Depth (1K EUR)	Change
1	XMAD	1,048.1	+55.3
2	CEUX	127.8	-3.7
3	AQEU	119.7	+19.2
4	TQEX	30.7	+7.9

Monthly Depth Trend



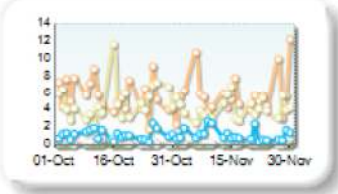
Market depth measures the amount of visible liquidity (bids and offers) in the order book within 10 or 50 BPS of mid price. The result is averaged over the stocks in the index and is based on measurements of the order book every 30 seconds. This is quoted in '000s of EUR.

Best Prices

At touch

Rank	Venue	Best Price (%)	Change
1	XMAD	5.77	-1.25
2	CEUX	4.10	-0.29
3	AQEU	1.09	+0.01
4	TQEX	0.26	+0.05
5	CHIX	0.00	+0.00
6	TRQX	0.00	+0.00
7	BATE	0.00	+0.00

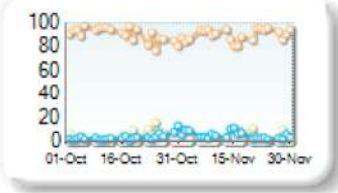
Best Prices Trend



25k EUR deal

Rank	Venue	Best Price (%)	Change
1	XMAD	89.81	-0.51
2	AQEU	5.15	+1.51
3	CEUX	3.72	-1.15
4	TQEX	0.06	+0.03
5	CHIX	0.00	+0.00
6	TRQX	0.00	+0.00
7	BATE	0.00	+0.00

Best Prices Trend

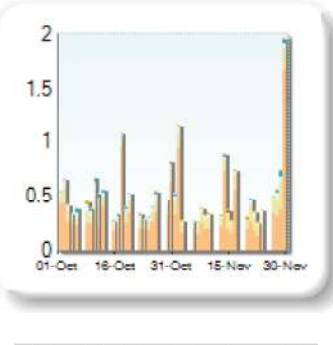


Best Price % measures how often each venue posts an absolute best price (no ties) for stocks. The result is averaged over the stocks in the index and is based on measurements of the order book every 5 seconds.

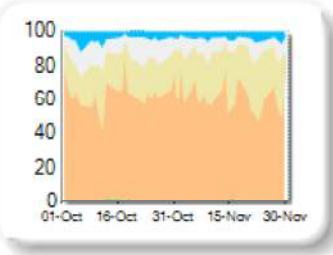
Market Share

Rank	Venue	Market Share	Change
1	XMAD	67.16%	+1.90
2	CEUX	22.11%	+2.61
3	TQEX	6.68%	-3.74
4	AQEU	3.49%	-0.48
5	ENXT	0.22%	+0.10
6	CHIX	0.22%	-0.03
7	BATE	0.13%	-0.26
8	TRQX	0.00%	-0.10
9	AQXE	0.00%	+0.00

Volume Trend



Market Share Trend



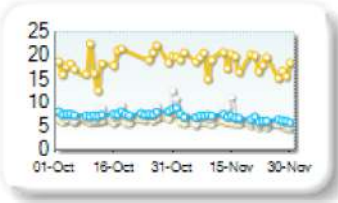
Market share is based on on-book value traded during continuous trading. The share is calculated by averaging over all stocks in the index. The current value shown is for last week and the change is relative to the previous week.

Spreads

At touch

Rank	Venue	Spread (bps)	Change
1	CEUX	5.59	-0.75
2	XMAD	6.03	-0.42
3	AQEU	6.80	-0.74
4	TQEX	7.01	-0.69
5	ENXT	18.57	-1.21
6	BATE	145.28	n/a

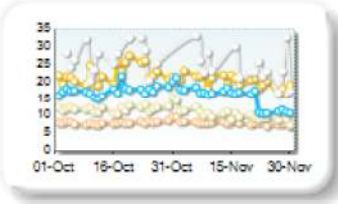
Monthly Spread Trend



25k EUR deal

Rank	Venue	Spread (bps)	Change
1	XMAD	7.93	-0.10
2	CEUX	10.28	-1.81
3	AQEU	15.38	-2.13
4	ENXT	20.09	-2.14
5	TQEX	27.83	-0.80

Monthly Spread Trend



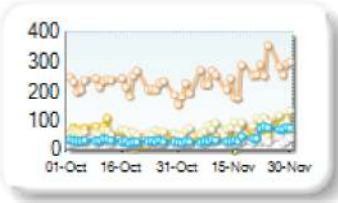
Spreads measure the bid to offer spread of the best visible orders in the book. The result is averaged over the stocks in the index and is based on measurements of the order books every 30 seconds. The value for the spread is quoted in basis points (0.01%).

Book Depths

10BPS Depth (top of book)

Rank	Venue	Depth (1K EUR)	Change
1	XMAD	249.9	+26.9
2	CEUX	85.4	+26.3
3	ENXT	58.4	+10.6
4	AQEU	46.1	+14.7
5	TQEX	28.4	+1.8
6	BATE	1.7	-0.3

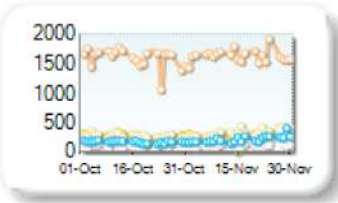
Monthly Depth Trend



50BPS Depth (deeper into book)

Rank	Venue	Depth (1K EUR)	Change
1	XMAD	1,627.7	+33.8
2	CEUX	328.8	+49.9
3	ENXT	298.4	+24.1
4	AQEU	216.0	+43.8
5	TQEX	103.3	+2.3
6	BATE	10.2	+3.0

Monthly Depth Trend



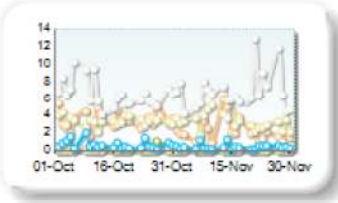
Market depth measures the amount of visible liquidity (bids and offers) in the order book within 10 or 50 BPS of mid price. The result is averaged over the stocks in the index and is based on measurements of the order book every 30 seconds. This is quoted in '000s of EUR.

Best Prices

At touch

Rank	Venue	Best Price (%)	Change
1	TQEX	6.77	+0.56
2	CEUX	3.45	-0.54
3	XMAD	2.23	-2.15
4	AQEU	0.36	-0.25
5	BATE	0.03	-0.07
6	CHIX	0.00	+0.00
7	TRQX	0.00	+0.00
8	AQXE	0.00	+0.00

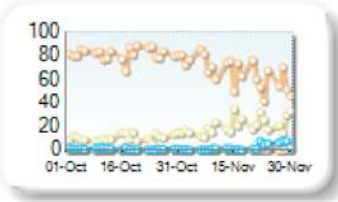
Best Prices Trend



25k EUR deal

Rank	Venue	Best Price (%)	Change
1	XMAD	65.99	-15.31
2	CEUX	20.29	+9.77
3	AQEU	2.34	+1.42
4	TQEX	1.56	+0.52
5	CHIX	0.00	+0.00
6	TRQX	0.00	+0.00
7	BATE	0.00	+0.00
8	AQXE	0.00	+0.00

Best Prices Trend

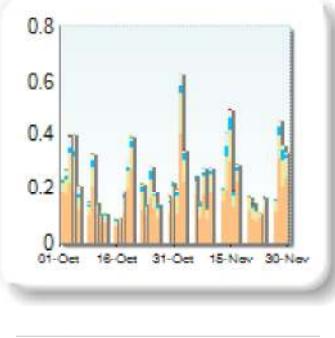


Best Price % measures how often each venue posts an absolute best price (no ties) for stocks. The result is averaged over the stocks in the index and is based on measurements of the order book every 5 seconds.

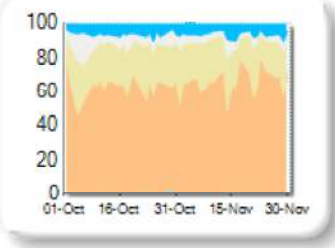
Market Share

Rank	Venue	Market Share	Change
1	XMAD	64.38%	+2.96
2	CEUX	23.19%	-0.89
3	AQEU	6.89%	+0.79
4	TQEX	5.19%	-2.58
5	CHIX	0.23%	-0.12
6	BATE	0.09%	-0.03
7	TRQX	0.02%	-0.12
8	AQXE	0.00%	0.00

Volume Trend



Market Share Trend



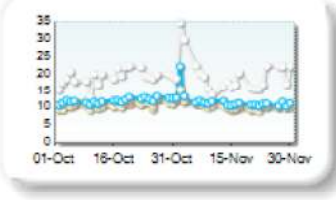
Market share is based on on-book value traded during continuous trading. The share is calculated by averaging over all stocks in the index. The current value shown is for last week and the change is relative to the previous week.

Spreads

At touch

Rank	Venue	Spread (bps)	Change
1	XMAD	10.52	-0.07
2	CEUX	10.62	-0.19
3	AQEU	11.75	-0.19
4	TQEX	19.59	+0.51

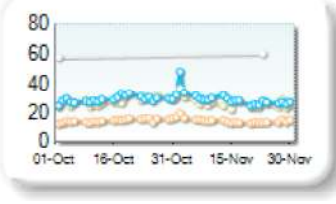
Monthly Spread Trend



25k EUR deal

Rank	Venue	Spread (bps)	Change
1	XMAD	14.34	-0.09
2	CEUX	26.60	-1.19
3	AQEU	29.06	+0.16
4	TQEX	78.92	-4.54

Monthly Spread Trend



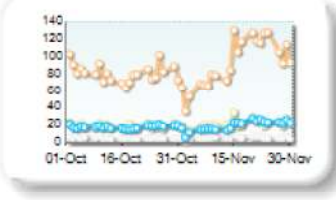
Spreads measure the bid to offer spread of the best visible orders in the book. The result is averaged over the stocks in the index and is based on measurements of the order books every 30 seconds. The value for the spread is quoted in basis points (0.01%).

Book Depths

10BPS Depth (top of book)

Rank	Venue	Depth (1K EUR)	Change
1	XMAD	92.8	+12.0
2	CEUX	21.1	+2.8
3	AQEU	19.2	+1.4
4	TQEX	5.2	+0.5

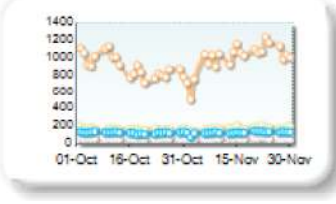
Monthly Depth Trend



50BPS Depth (deeper into book)

Rank	Venue	Depth (1K EUR)	Change
1	XMAD	996.2	+93.1
2	CEUX	172.9	+8.2
3	AQEU	123.8	+1.6
4	TQEX	55.9	+0.8
5	BATE	12.9	+1.8

Monthly Depth Trend



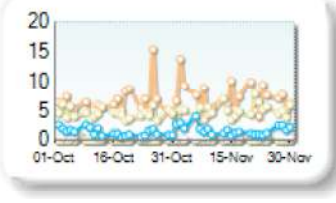
Market depth measures the amount of visible liquidity (bids and offers) in the order book within 10 or 50 BPS of mid price. The result is averaged over the stocks in the index and is based on measurements of the order book every 30 seconds. This is quoted in '000s of EUR.

Best Prices

At touch

Rank	Venue	Best Price (%)	Change
1	XMAD	7.14	-0.65
2	CEUX	4.94	+0.60
3	AQEU	1.75	+0.60
4	TQEX	0.61	-0.22
5	CHIX	0.00	+0.00
6	TRQX	0.00	+0.00
7	BATE	0.00	0.00
8	AQXE	0.00	+0.00


Best Prices Trend



25k EUR deal

Rank	Venue	Best Price (%)	Change
1	XMAD	92.57	-2.32
2	CEUX	4.93	+2.18
3	AQEU	1.97	+0.17
4	TQEX	0.08	-0.12
5	CHIX	0.00	+0.00
6	TRQX	0.00	+0.00
7	BATE	0.00	+0.00
8	AQXE	0.00	+0.00

Best Prices Trend

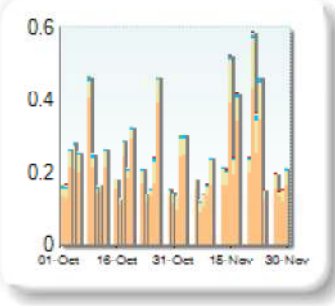


Best Price % measures how often each venue posts an absolute best price (no ties) for stocks. The result is averaged over the stocks in the index and is based on measurements of the order book every 5 seconds.

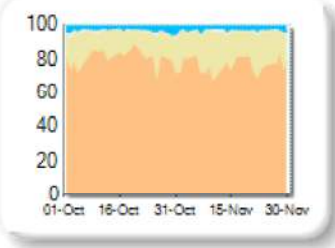
Market Share

Rank	Venue	Market Share	Change
1	XMAD	76.43%	-4.88
2	CEUX	19.75%	+5.13
3	AQEU	2.65%	-0.14
4	TQEX	1.06%	-0.18
5	BATE	0.07%	+0.05
6	CHIX	0.04%	+0.02
7	TRQX	0.00%	+0.00

Volume Trend



Market Share Trend



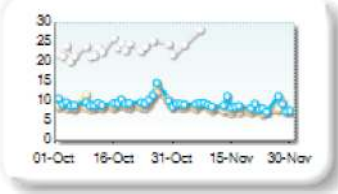
Market share is based on on-book value traded during continuous trading. The share is calculated by averaging over all stocks in the index. The current value shown is for last week and the change is relative to the previous week.

Spreads

At touch

Rank	Venue	Spread (bps)	Change
1	XMAD	7.89	-0.89
2	CEUX	8.39	-1.22
3	AQEU	8.93	-0.91
4	TQEX	52.96	+26.27
5	CHIX	91.80	n/a
6	BATE	103.03	n/a

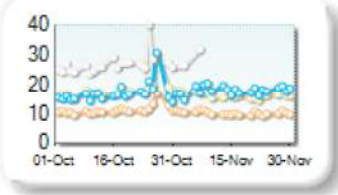
Monthly Spread Trend



25k EUR deal

Rank	Venue	Spread (bps)	Change
1	XMAD	10.13	-0.97
2	CEUX	16.30	-1.49
3	AQEU	17.91	+0.96
4	TQEX	62.74	+33.55

Monthly Spread Trend



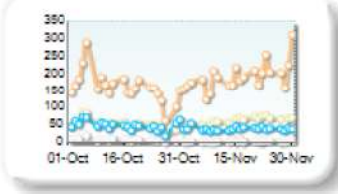
Spreads measure the bid to offer spread of the best visible orders in the book. The result is averaged over the stocks in the index and is based on measurements of the order books every 30 seconds. The value for the spread is quoted in basis points (0.01%).

Book Depths

10BPS Depth (top of book)

Rank	Venue	Depth (1K EUR)	Change
1	XMAD	190.7	+29.7
2	CEUX	60.6	+8.7
3	AQEU	38.1	-9.8
4	TQEX	1.7	-7.1
5	CHIX	1.2	+0.7
6	BATE	1.0	+0.2

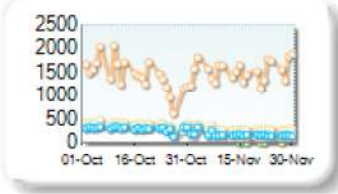
Monthly Depth Trend



50BPS Depth (deeper into book)

Rank	Venue	Depth (1K EUR)	Change
1	XMAD	1,526.1	+82.3
2	CEUX	287.9	-111.0
3	AQEU	175.0	-125.9
4	TQEX	130.1	-173.1
5	BATE	9.3	+6.0
6	CHIX	8.8	+5.2

Monthly Depth Trend



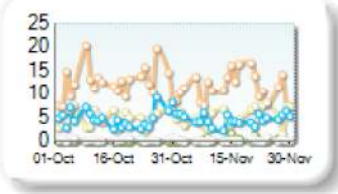
Market depth measures the amount of visible liquidity (bids and offers) in the order book within 10 or 50 BPS of mid price. The result is averaged over the stocks in the index and is based on measurements of the order book every 30 seconds. This is quoted in '000s of EUR.

Best Prices

At touch

Rank	Venue	Best Price (%)	Change
1	XMAD	11.35	-4.02
2	CEUX	5.18	+0.53
3	AQEU	4.59	+0.38
4	BATE	0.31	+0.36
5	TQEX	0.30	-0.10
6	CHIX	0.02	+0.04
7	TRQX	0.00	+0.00

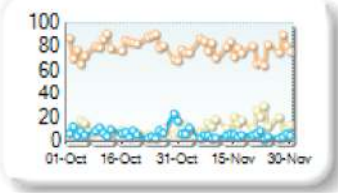
Best Prices Trend



25k EUR deal

Rank	Venue	Best Price (%)	Change
1	XMAD	77.30	-3.00
2	CEUX	14.60	+7.21
3	AQEU	5.23	-3.02
4	TQEX	0.04	-0.02
5	CHIX	0.00	+0.00
6	TRQX	0.00	+0.00
7	BATE	0.00	+0.00

Best Prices Trend

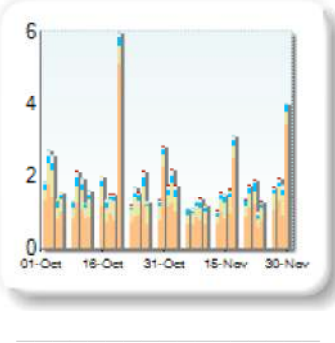


Best Price % measures how often each venue posts an absolute best price (no ties) for stocks. The result is averaged over the stocks in the index and is based on measurements of the order book every 5 seconds.

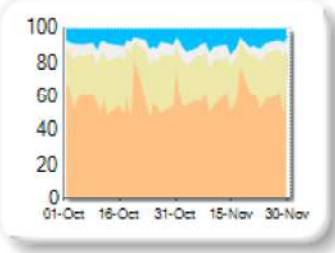
Market Share

Rank	Venue	Market Share	Change
1	XMAD	62.79%	+0.88
2	CEUX	22.49%	-1.27
3	AQEU	8.72%	+0.89
4	TQEX	5.75%	-0.41
5	BATE	0.12%	-0.01
6	CHIX	0.12%	+0.00
7	TRQX	0.01%	-0.08
8	AQXE	0.00%	+0.00

Volume Trend



Market Share Trend



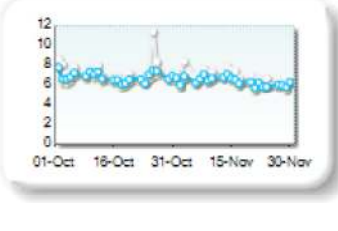
Market share is based on on-book value traded during continuous trading. The share is calculated by averaging over all stocks in the index. The current value shown is for last week and the change is relative to the previous week.

Spreads

At touch

Rank	Venue	Spread (bps)	Change
1	CEUX	6.29	-0.41
2	XMAD	6.32	-0.46
3	AQEU	6.44	-0.46
4	TQEX	7.02	-0.55
5	BATE	37.80	n/a

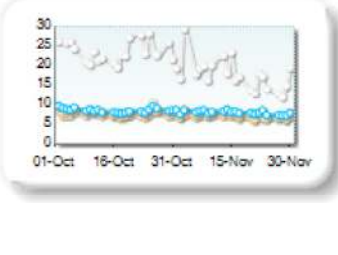
Monthly Spread Trend



25k EUR deal

Rank	Venue	Spread (bps)	Change
1	XMAD	6.81	-0.55
2	CEUX	7.49	-0.75
3	AQEU	7.94	-0.54
4	TQEX	17.81	-6.96

Monthly Spread Trend



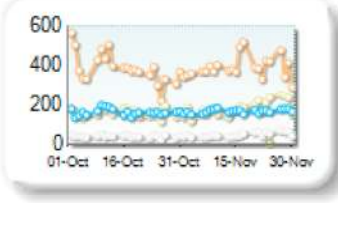
Spreads measure the bid to offer spread of the best visible orders in the book. The result is averaged over the stocks in the index and is based on measurements of the order books every 30 seconds. The value for the spread is quoted in basis points (0.01%).

Book Depths

10BPS Depth (top of book)

Rank	Venue	Depth (1K EUR)	Change
1	XMAD	390.7	+2.1
2	CEUX	183.2	+23.0
3	AQEU	165.9	+4.6
4	TQEX	49.9	+8.4
5	BATE	4.3	+2.0

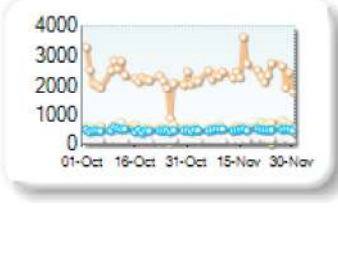
Monthly Depth Trend



50BPS Depth (deeper into book)

Rank	Venue	Depth (1K EUR)	Change
1	XMAD	2,395.0	+118.5
2	CEUX	621.1	+33.5
3	AQEU	494.7	+19.3
4	TQEX	172.5	+38.0
5	BATE	15.9	+6.7
6	CHIX	0.9	+0.0

Monthly Depth Trend



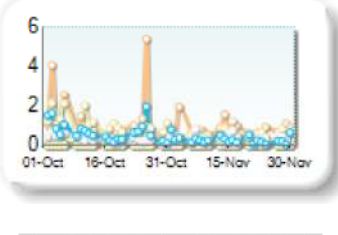
Market depth measures the amount of visible liquidity (bids and offers) in the order book within 10 or 50 BPS of mid price. The result is averaged over the stocks in the index and is based on measurements of the order book every 30 seconds. This is quoted in '000s of EUR.

Best Prices

At touch

Rank	Venue	Best Price (%)	Change
1	XMAD	0.80	-0.50
2	CEUX	0.59	-0.47
3	TQEX	0.37	+0.02
4	AQEU	0.29	-0.44
5	BATE	0.15	+0.09
6	CHIX	0.00	0.00
7	TRQX	0.00	+0.00
8	AQXE	0.00	+0.00

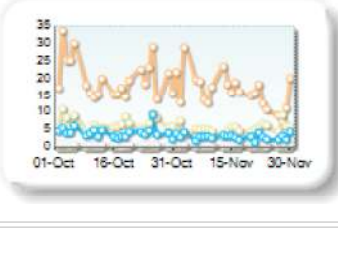
Best Prices Trend



25k EUR deal

Rank	Venue	Best Price (%)	Change
1	XMAD	16.36	-3.71
2	CEUX	5.43	-1.13
3	AQEU	2.93	-1.24
4	TQEX	0.60	+0.08
5	CHIX	0.00	+0.00
6	TRQX	0.00	+0.00
7	BATE	0.00	+0.00
8	AQXE	0.00	+0.00

Best Prices Trend

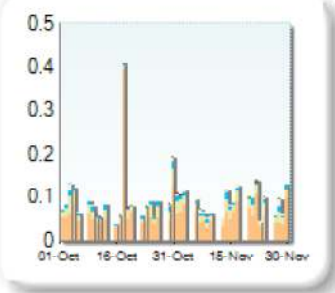


Best Price % measures how often each venue posts an absolute best price (no ties) for stocks. The result is averaged over the stocks in the index and is based on measurements of the order book every 5 seconds.

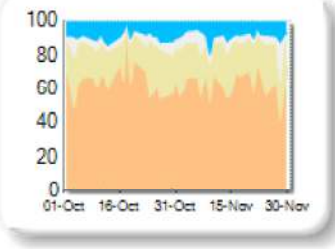
Market Share

Rank	Venue	Market Share	Change
1	XMAD	62.58%	-5.50
2	CEUX	22.83%	+3.41
3	AQEU	8.45%	+0.45
4	TQEX	6.05%	+1.93
5	BATE	0.05%	-0.05
6	CHIX	0.04%	-0.23
7	AQXE	0.01%	+0.01

Volume Trend



Market Share Trend



Market share is based on on-book value traded during continuous trading. The share is calculated by averaging over all stocks in the index. The current value shown is for last week and the change is relative to the previous week.

Spreads

At touch

Rank	Venue	Spread (bps)	Change
1	XMAD	12.69	-1.56
2	CEUX	13.07	-1.63
3	AQEU	13.89	-0.81
4	TQEX	26.49	-1.71

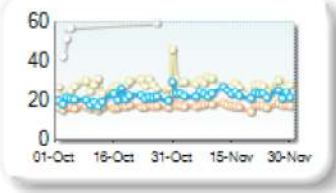
Monthly Spread Trend



25k EUR deal

Rank	Venue	Spread (bps)	Change
1	XMAD	17.44	+0.43
2	AQEU	23.34	+2.18
3	CEUX	28.72	+0.49
4	TQEX	76.59	+23.83

Monthly Spread Trend



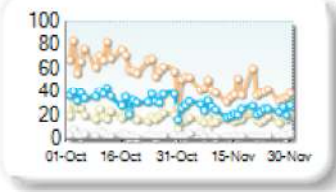
Spreads measure the bid to offer spread of the best visible orders in the book. The result is averaged over the stocks in the index and is based on measurements of the order books every 30 seconds. The value for the spread is quoted in basis points (0.01%).

Book Depths

10BPS Depth (top of book)

Rank	Venue	Depth (1K EUR)	Change
1	XMAD	42.1	-22.3
2	AQEU	25.0	-9.1
3	CEUX	17.0	-3.2
4	TQEX	3.4	-0.4

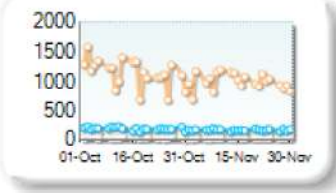
Monthly Depth Trend



50BPS Depth (deeper into book)

Rank	Venue	Depth (1K EUR)	Change
1	XMAD	1,001.5	-140.6
2	AQEU	171.1	-19.8
3	CEUX	125.1	-25.3
4	TQEX	31.8	-13.7

Monthly Depth Trend



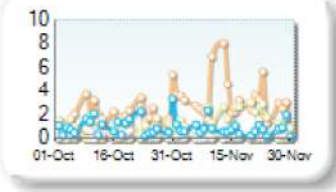
Market depth measures the amount of visible liquidity (bids and offers) in the order book within 10 or 50 BPS of mid price. The result is averaged over the stocks in the index and is based on measurements of the order book every 30 seconds. This is quoted in '000s of EUR.

Best Prices

At touch

Rank	Venue	Best Price (%)	Change
1	XMAD	3.27	+1.80
2	CEUX	1.61	+0.10
3	AQEU	0.82	-0.26
4	TQEX	0.21	-0.13
5	CHIX	0.00	+0.00
6	TRQX	0.00	+0.00
7	BATE	0.00	+0.00
8	AQXE	0.00	+0.00

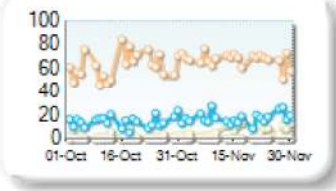
Best Prices Trend



25k EUR deal

Rank	Venue	Best Price (%)	Change
1	XMAD	67.75	+5.12
2	AQEU	17.61	+2.83
3	CEUX	7.29	+4.10
4	TQEX	0.18	+0.01
5	CHIX	0.00	+0.00
6	TRQX	0.00	+0.00
7	BATE	0.00	+0.00
8	AQXE	0.00	+0.00

Best Prices Trend

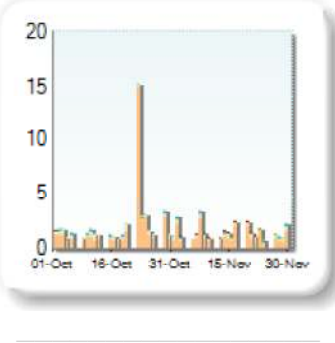


Best Price % measures how often each venue posts an absolute best price (no ties) for the stocks. The result is averaged over the stocks in the index and is based on measurements of the order book every 5 seconds.

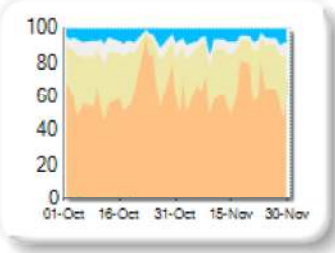
Market Share

Rank	Venue	Market Share	Change
1	XMAD	65.93%	-9.23
2	CEUX	23.12%	+7.27
3	AQEU	6.05%	+1.97
4	TQEX	4.67%	+0.28
5	BATE	0.13%	-0.17
6	CHIX	0.09%	-0.07
7	TRQX	0.01%	-0.06
8	AQXE	0.00%	0.00

Volume Trend



Market Share Trend



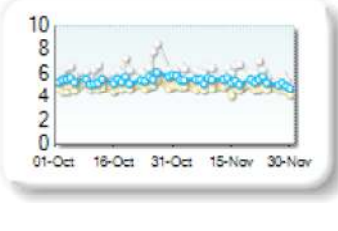
Market share is based on on-book value traded during continuous trading. The share is calculated by averaging over all stocks in the index. The current value shown is for last week and the change is relative to the previous week.

Spreads

At touch

Rank	Venue	Spread (bps)	Change
1	CEUX	4.73	-0.08
2	XMAD	4.90	-0.19
3	AQEU	5.40	-0.10
4	TQEX	6.20	-0.21
5	BATE	30.35	-47.86

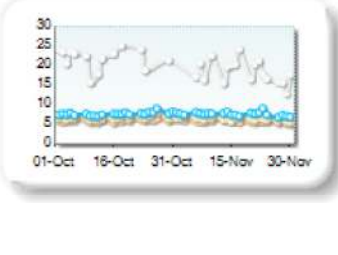
Monthly Spread Trend



25k EUR deal

Rank	Venue	Spread (bps)	Change
1	XMAD	5.80	-0.19
2	CEUX	6.43	-0.36
3	AQEU	7.58	-0.05
4	TQEX	20.22	-4.64

Monthly Spread Trend



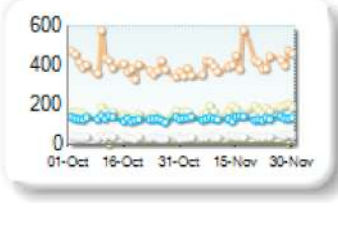
Spreads measure the bid to offer spread of the best visible orders in the book. The result is averaged over the stocks in the index and is based on measurements of the order books every 30 seconds. The value for the spread is quoted in basis points (0.01%).

Book Depths

10BPS Depth (top of book)

Rank	Venue	Depth (1K EUR)	Change
1	XMAD	413.4	+9.9
2	CEUX	170.2	+21.7
3	AQEU	129.9	+2.2
4	TQEX	41.5	+3.7
5	BATE	2.5	0.0

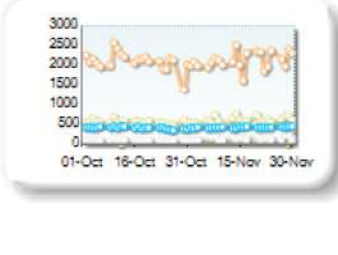
Monthly Depth Trend



50BPS Depth (deeper into book)

Rank	Venue	Depth (1K EUR)	Change
1	XMAD	2,126.6	+14.4
2	CEUX	613.2	+47.8
3	AQEU	427.5	+10.5
4	TQEX	160.6	+41.8
5	BATE	18.4	+9.9
6	CHIX	2.4	+0.1

Monthly Depth Trend



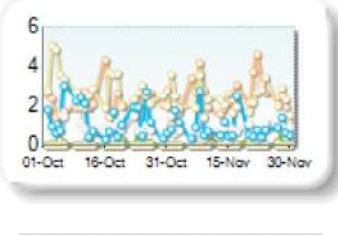
Market depth measures the amount of visible liquidity (bids and offers) in the order book within 10 or 50 BPS of mid price. The result is averaged over the stocks in the index and is based on measurements of the order book every 30 seconds. This is quoted in '000s of EUR.

Best Prices

At touch

Rank	Venue	Best Price (%)	Change
1	XMAD	2.50	-0.24
2	CEUX	2.32	-0.76
3	AQEU	0.93	-0.36
4	TQEX	0.75	-0.16
5	BATE	0.15	-0.02
6	CHIX	0.00	+0.00
7	TRQX	0.00	+0.00
8	AQXE	0.00	+0.00

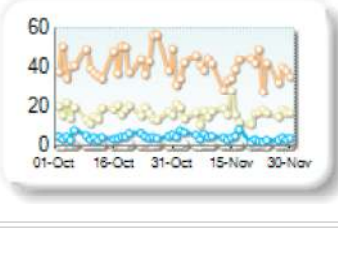
Best Prices Trend



25k EUR deal

Rank	Venue	Best Price (%)	Change
1	XMAD	38.83	-4.41
2	CEUX	16.81	+0.07
3	AQEU	4.32	-0.27
4	TQEX	0.79	-0.33
5	CHIX	0.00	+0.00
6	TRQX	0.00	+0.00
7	BATE	0.00	+0.00
8	AQXE	0.00	+0.00

Best Prices Trend

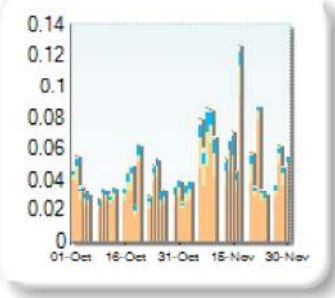


Best Price % measures how often each venue posts an absolute best price (no ties) for stocks. The result is averaged over the stocks in the index and is based on measurements of the order book every 5 seconds.

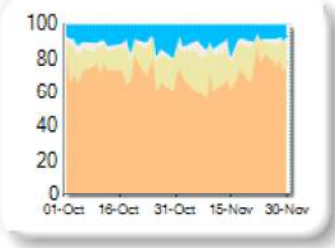
Market Share

Rank	Venue	Market Share	Change
1	XMAD	70.66%	-1.99
2	CEUX	16.27%	+2.46
3	AQEU	9.67%	-0.59
4	TQEX	3.31%	+0.24
5	CHIX	0.06%	-0.11
6	BATE	0.03%	-0.02

Volume Trend



Market Share Trend



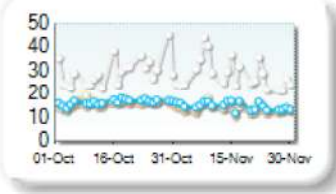
Market share is based on on-book value traded during continuous trading. The share is calculated by averaging over all stocks in the index. The current value shown is for last week and the change is relative to the previous week.

Spreads

At touch

Rank	Venue	Spread (bps)	Change
1	XMAD	13.30	-2.12
2	CEUX	14.62	-1.93
3	AQEU	14.81	-1.59
4	TQEX	28.60	-0.85

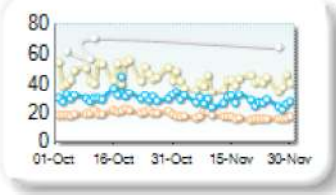
Monthly Spread Trend



25k EUR deal

Rank	Venue	Spread (bps)	Change
1	XMAD	16.94	-2.90
2	AQEU	27.70	-3.25
3	CEUX	40.87	-6.07
4	TQEX	79.38	+13.23

Monthly Spread Trend



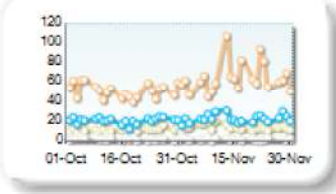
Spreads measure the bid to offer spread of the best visible orders in the book. The result is averaged over the stocks in the index and is based on measurements of the order books every 30 seconds. The value for the spread is quoted in basis points (0.01%).

Book Depths

10BPS Depth (top of book)

Rank	Venue	Depth (1K EUR)	Change
1	XMAD	64.5	+13.3
2	AQEU	23.0	+2.0
3	CEUX	14.2	+2.4
4	TQEX	2.7	-0.1

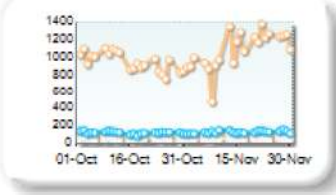
Monthly Depth Trend



50BPS Depth (deeper into book)

Rank	Venue	Depth (1K EUR)	Change
1	XMAD	1,085.6	+132.9
2	AQEU	127.4	+7.4
3	CEUX	88.4	+10.1
4	TQEX	34.3	+0.6

Monthly Depth Trend



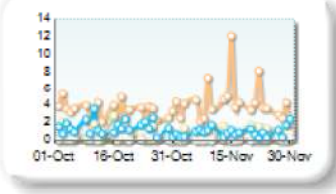
Market depth measures the amount of visible liquidity (bids and offers) in the order book within 10 or 50 BPS of mid price. The result is averaged over the stocks in the index and is based on measurements of the order book every 30 seconds. This is quoted in '000s of EUR.

Best Prices

At touch

Rank	Venue	Best Price (%)	Change
1	XMAD	4.37	+3.01
2	CEUX	0.94	-0.08
3	AQEU	0.91	-0.76
4	TQEX	0.09	-0.28
5	CHIX	0.00	+0.00
6	BATE	0.00	-0.04

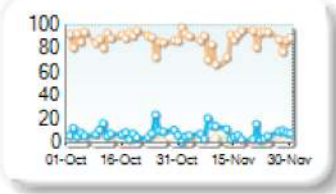
Best Prices Trend



25k EUR deal

Rank	Venue	Best Price (%)	Change
1	XMAD	87.12	-0.89
2	AQEU	7.77	-0.98
3	CEUX	1.45	+0.41
4	TQEX	0.05	+0.05
5	CHIX	0.00	+0.00
6	BATE	0.00	+0.00

Best Prices Trend

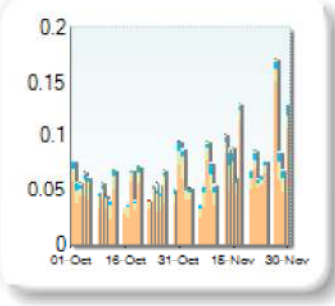


Best Price % measures how often each venue posts an absolute best price (no ties) for stocks. The result is averaged over the stocks in the index and is based on measurements of the order book every 5 seconds.

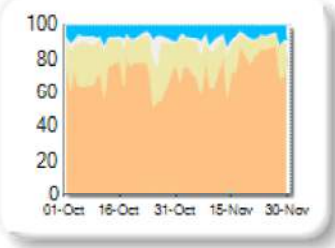
Market Share

Rank	Venue	Market Share	Change
1	XMAD	76.09%	+7.00
2	CEUX	14.37%	-5.60
3	AQEU	6.74%	-0.14
4	TQEX	2.46%	-1.26
5	TRQX	0.23%	+0.20
6	CHIX	0.06%	-0.14
7	BATE	0.05%	-0.07

Volume Trend



Market Share Trend



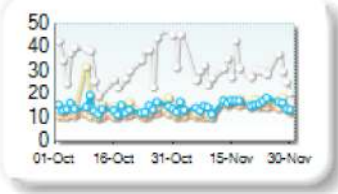
Market share is based on on-book value traded during continuous trading. The share is calculated by averaging over all stocks in the index. The current value shown is for last week and the change is relative to the previous week.

Spreads

At touch

Rank	Venue	Spread (bps)	Change
1	XMAD	13.13	+2.28
2	CEUX	14.83	+0.58
3	AQEU	15.05	+1.32
4	TQEX	31.57	-4.18

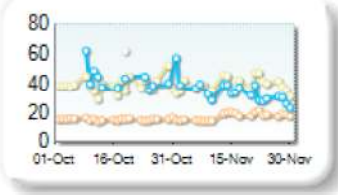
Monthly Spread Trend



25k EUR deal

Rank	Venue	Spread (bps)	Change
1	XMAD	17.37	+2.04
2	AQEU	33.98	-14.40
3	CEUX	39.02	+0.28
4	TQEX	83.87	+22.04

Monthly Spread Trend



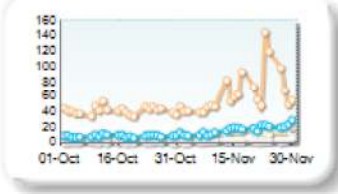
Spreads measure the bid to offer spread of the best visible orders in the book. The result is averaged over the stocks in the index and is based on measurements of the order books every 30 seconds. The value for the spread is quoted in basis points (0.01%).

Book Depths

10BPS Depth (top of book)

Rank	Venue	Depth (1K EUR)	Change
1	XMAD	64.6	+22.5
2	AQEU	17.5	+8.1
3	CEUX	12.8	+5.1
4	TQEX	2.2	+1.1

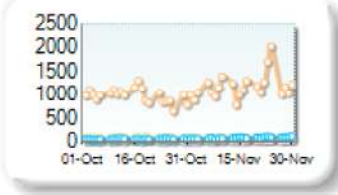
Monthly Depth Trend



50BPS Depth (deeper into book)

Rank	Venue	Depth (1K EUR)	Change
1	XMAD	1,178.0	+195.4
2	CEUX	98.1	+1.0
3	AQEU	88.6	+27.0
4	TQEX	29.9	+1.3

Monthly Depth Trend



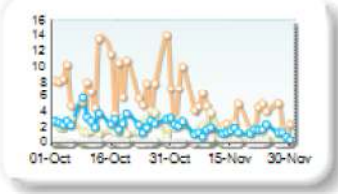
Market depth measures the amount of visible liquidity (bids and offers) in the order book within 10 or 50 BPS of mid price. The result is averaged over the stocks in the index and is based on measurements of the order book every 30 seconds. This is quoted in '000s of EUR.

Best Prices

At touch

Rank	Venue	Best Price (%)	Change
1	XMAD	3.77	-4.60
2	AQEU	1.58	-1.30
3	CEUX	1.16	-0.94
4	TQEX	0.10	-0.15
5	CHIX	0.00	+0.00
6	TRQX	0.00	+0.00
7	BATE	0.00	+0.00

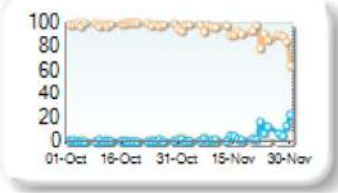
Best Prices Trend



25k EUR deal

Rank	Venue	Best Price (%)	Change
1	XMAD	91.13	-7.34
2	AQEU	5.02	+4.46
3	CEUX	1.96	+1.15
4	TQEX	0.02	+0.02
5	CHIX	0.00	+0.00
6	TRQX	0.00	+0.00
7	BATE	0.00	+0.00

Best Prices Trend

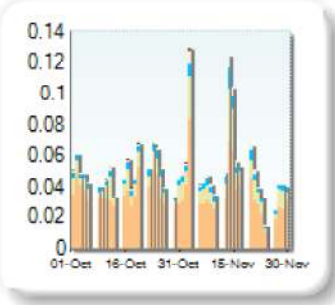


Best Price % measures how often each venue posts an absolute best price (no ties) for stocks. The result is averaged over the stocks in the index and is based on measurements of the order book every 5 seconds.

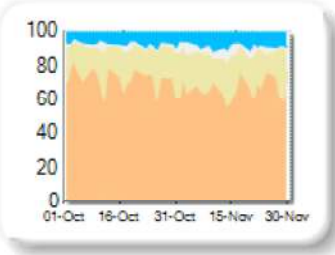
Market Share

Rank	Venue	Market Share	Change
1	XMAD	64.84%	-7.21
2	CEUX	22.21%	+3.99
3	AQEU	8.20%	+1.17
4	TQEX	4.66%	+2.24
5	CHIX	0.06%	-0.15
6	BATE	0.02%	-0.03

Volume Trend



Market Share Trend



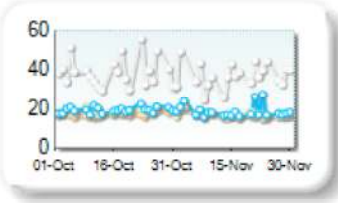
Market share is based on on-book value traded during continuous trading. The share is calculated by averaging over all stocks in the index. The current value shown is for last week and the change is relative to the previous week.

Spreads

At touch

Rank	Venue	Spread (bps)	Change
1	XMAD	16.42	-0.54
2	CEUX	17.01	-1.43
3	AQEU	18.56	-0.64
4	TQEX	39.03	+0.09

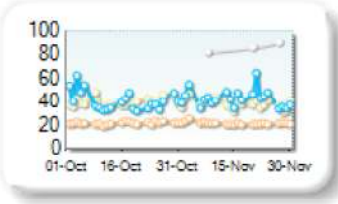
Monthly Spread Trend



25k EUR deal

Rank	Venue	Spread (bps)	Change
1	XMAD	21.78	-0.08
2	CEUX	38.30	-1.32
3	AQEU	43.01	+2.08
4	TQEX	86.53	n/a

Monthly Spread Trend



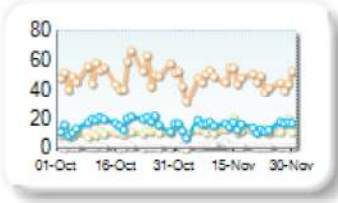
Spreads measure the bid to offer spread of the best visible orders in the book. The result is averaged over the stocks in the index and is based on measurements of the order books every 30 seconds. The value for the spread is quoted in basis points (0.01%).

Book Depths

10BPS Depth (top of book)

Rank	Venue	Depth (1K EUR)	Change
1	XMAD	46.4	-4.2
2	AQEU	14.7	-1.7
3	CEUX	12.9	+2.5
4	TQEX	1.6	+0.4

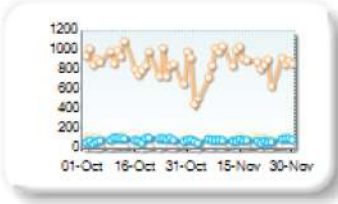
Monthly Depth Trend



50BPS Depth (deeper into book)

Rank	Venue	Depth (1K EUR)	Change
1	XMAD	860.2	-32.7
2	CEUX	102.2	-2.9
3	AQEU	86.5	-5.7
4	TQEX	26.2	+1.1

Monthly Depth Trend



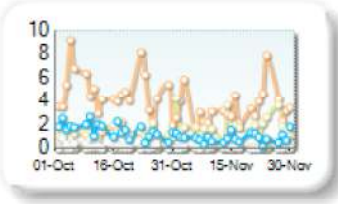
Market depth measures the amount of visible liquidity (bids and offers) in the order book within 10 or 50 BPS of mid price. The result is averaged over the stocks in the index and is based on measurements of the order book every 30 seconds. This is quoted in '000s of EUR.

Best Prices

At touch

Rank	Venue	Best Price (%)	Change
1	XMAD	3.39	-1.64
2	CEUX	1.87	+0.95
3	AQEU	0.88	-0.54
4	TQEX	0.15	-0.05
5	CHIX	0.00	+0.00
6	BATE	0.00	-0.01
7	AQXE	0.00	+0.00

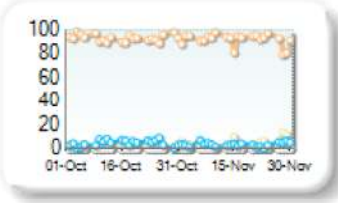
Best Prices Trend



25k EUR deal

Rank	Venue	Best Price (%)	Change
1	XMAD	91.63	-1.34
2	CEUX	3.93	+2.17
3	AQEU	3.43	-1.22
4	TQEX	0.00	-0.01
5	CHIX	0.00	+0.00
6	BATE	0.00	+0.00
7	AQXE	0.00	+0.00

Best Prices Trend

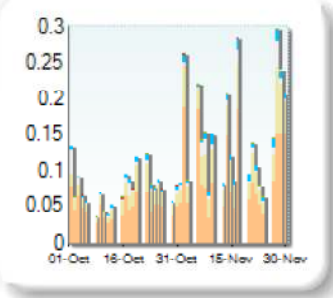


Best Price % measures how often each venue posts an absolute best price (no ties) for stocks. The result is averaged over the stocks in the index and is based on measurements of the order book every 5 seconds.

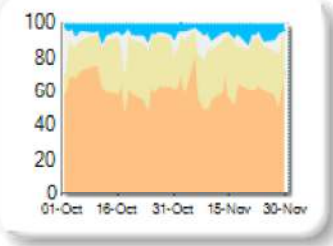
Market Share

Rank	Venue	Market Share	Change
1	XMAD	62.60%	+0.33
2	CEUX	26.29%	+1.00
3	AQEU	5.67%	+0.09
4	TQEX	5.36%	-1.38
5	BATE	0.04%	-0.01
6	CHIX	0.03%	-0.03
7	TRQX	0.00%	-0.01
8	AQXE	0.00%	+0.00

Volume Trend



Market Share Trend



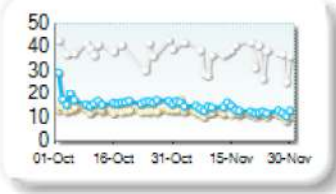
Market share is based on on-book value traded during continuous trading. The share is calculated by averaging over all stocks in the index. The current value shown is for last week and the change is relative to the previous week.

Spreads

At touch

Rank	Venue	Spread (bps)	Change
1	XMAD	11.34	-1.46
2	CEUX	11.70	-1.54
3	AQEU	13.44	-3.41
4	TQEX	38.89	-2.65

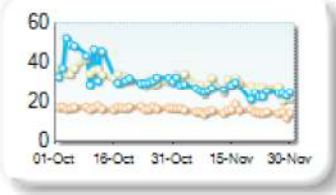
Monthly Spread Trend



25k EUR deal

Rank	Venue	Spread (bps)	Change
1	XMAD	15.19	-1.70
2	AQEU	26.05	-10.18
3	CEUX	28.17	-5.25

Monthly Spread Trend



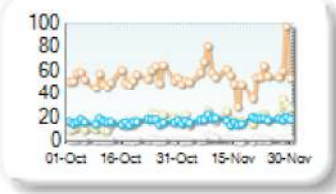
Spreads measure the bid to offer spread of the best visible orders in the book. The result is averaged over the stocks in the index and is based on measurements of the order books every 30 seconds. The value for the spread is quoted in basis points (0.01%).

Book Depths

10BPS Depth (top of book)

Rank	Venue	Depth (1K EUR)	Change
1	XMAD	56.7	+2.9
2	CEUX	20.6	+5.4
3	AQEU	17.7	+1.4
4	TQEX	2.0	+0.7

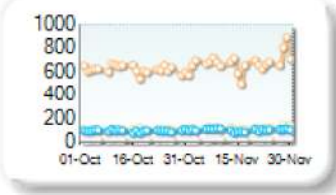
Monthly Depth Trend



50BPS Depth (deeper into book)

Rank	Venue	Depth (1K EUR)	Change
1	XMAD	674.2	+53.2
2	CEUX	116.6	+13.3
3	AQEU	103.5	+5.9
4	BATE	32.8	+1.5
5	TQEX	21.3	+1.7

Monthly Depth Trend



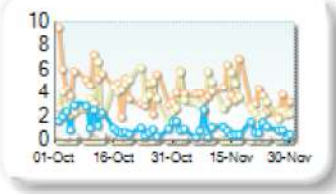
Market depth measures the amount of visible liquidity (bids and offers) in the order book within 10 or 50 BPS of mid price. The result is averaged over the stocks in the index and is based on measurements of the order book every 30 seconds. This is quoted in '000s of EUR.

Best Prices

At touch

Rank	Venue	Best Price (%)	Change
1	XMAD	3.92	-1.88
2	CEUX	3.28	-0.25
3	AQEU	0.89	-0.28
4	TQEX	0.34	-0.12
5	CHIX	0.00	+0.00
6	TRQX	0.00	+0.00
7	BATE	0.00	+0.00
8	AQXE	0.00	+0.00

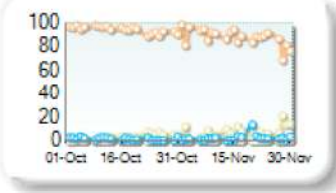
Best Prices Trend



25k EUR deal

Rank	Venue	Best Price (%)	Change
1	XMAD	87.65	-6.53
2	CEUX	7.46	+4.36
3	AQEU	2.57	+0.67
4	TQEX	0.02	+0.02
5	CHIX	0.00	+0.00
6	TRQX	0.00	+0.00
7	BATE	0.00	+0.00
8	AQXE	0.00	+0.00

Best Prices Trend

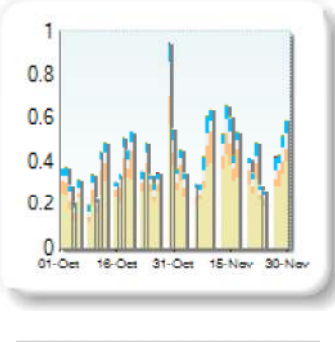


Best Price % measures how often each venue posts an absolute best price (no ties) for stocks. The result is averaged over the stocks in the index and is based on measurements of the order book every 5 seconds.

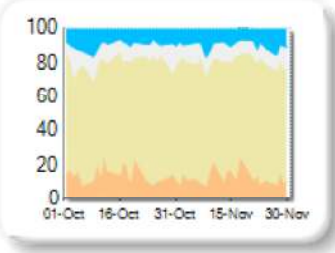
Market Share

Rank	Venue	Market Share	Change
1	CEUX	66.66%	+1.59
2	XMAD	13.66%	-1.22
3	AQEU	9.95%	+0.59
4	TQEX	9.34%	-0.91
5	TRQX	0.24%	-0.11
6	CHIX	0.08%	+0.04
7	BATE	0.07%	+0.03
8	AQXE	0.00%	-0.01

Volume Trend



Market Share Trend



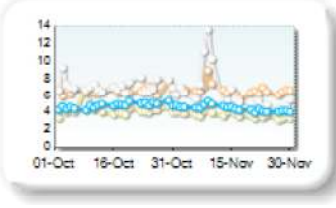
Market share is based on on-book value traded during continuous trading. The share is calculated by averaging over all stocks in the index. The current value shown is for last week and the change is relative to the previous week.

Spreads

At touch

Rank	Venue	Spread (bps)	Change
1	CEUX	3.79	-0.54
2	AQEU	4.48	-0.34
3	TQEX	6.33	-0.81
4	XMAD	6.70	+0.07
5	BATE	149.65	n/a
6	CHIX	152.82	n/a

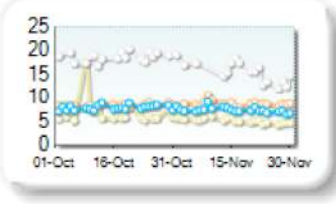
Monthly Spread Trend



25k EUR deal

Rank	Venue	Spread (bps)	Change
1	CEUX	5.30	-1.44
2	AQEU	7.38	-0.47
3	XMAD	8.64	+0.30
4	TQEX	34.92	+14.40

Monthly Spread Trend



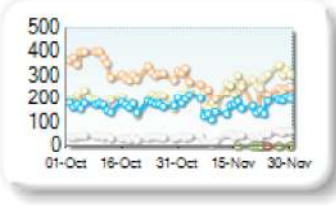
Spreads measure the bid to offer spread of the best visible orders in the book. The result is averaged over the stocks in the index and is based on measurements of the order books every 30 seconds. The value for the spread is quoted in basis points (0.01%).

Book Depths

10BPS Depth (top of book)

Rank	Venue	Depth (1K EUR)	Change
1	CEUX	248.5	+56.4
2	XMAD	238.1	-95.8
3	AQEU	169.4	-2.9
4	TQEX	42.4	+3.6
5	CHIX	0.7	+0.2
6	BATE	0.1	+0.0

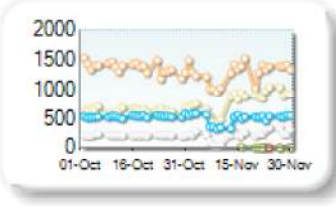
Monthly Depth Trend



50BPS Depth (deeper into book)

Rank	Venue	Depth (1K EUR)	Change
1	XMAD	1,276.6	-89.4
2	CEUX	796.3	+164.1
3	AQEU	489.5	-39.9
4	TQEX	220.3	+1.6
5	BATE	8.6	+0.8
6	CHIX	7.0	-0.2

Monthly Depth Trend



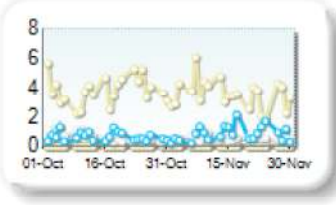
Market depth measures the amount of visible liquidity (bids and offers) in the order book within 10 or 50 BPS of mid price. The result is averaged over the stocks in the index and is based on measurements of the order book every 30 seconds. This is quoted in '000s of EUR.

Best Prices

At touch

Rank	Venue	Best Price (%)	Change
1	CEUX	3.52	-0.61
2	AQEU	0.85	+0.11
3	TQEX	0.56	-0.10
4	BATE	0.03	+0.00
5	CHIX	0.00	+0.00
6	TRQX	0.00	+0.00
7	AQXE	0.00	+0.00

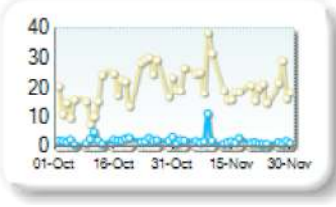
Best Prices Trend



25k EUR deal

Rank	Venue	Best Price (%)	Change
1	CEUX	21.27	+1.95
2	AQEU	1.89	-0.25
3	TQEX	0.30	+0.19
4	CHIX	0.00	+0.00
5	TRQX	0.00	+0.00
6	BATE	0.00	+0.00
7	AQXE	0.00	+0.00

Best Prices Trend

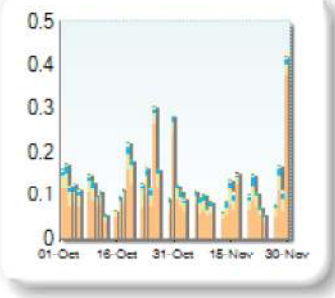


Best Price % measures how often each venue posts an absolute best price (no ties) for stocks. The result is averaged over the stocks in the index and is based on measurements of the order book every 5 seconds.

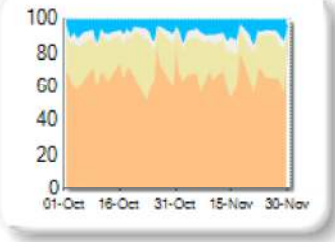
Market Share

Rank	Venue	Market Share	Change
1	XMAD	68.96%	-0.34
2	CEUX	18.70%	-1.28
3	AQEU	7.81%	+1.29
4	TQEX	4.39%	+0.50
5	BATE	0.09%	+0.02
6	CHIX	0.06%	-0.20
7	AQXE	0.00%	0.00

Volume Trend



Market Share Trend



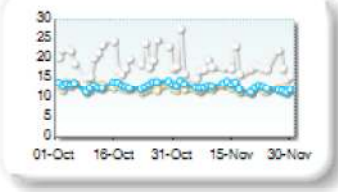
Market share is based on on-book value traded during continuous trading. The share is calculated by averaging over all stocks in the index. The current value shown is for last week and the change is relative to the previous week.

Spreads

At touch

Rank	Venue	Spread (bps)	Change
1	CEUX	12.24	-0.20
2	XMAD	12.45	-0.54
3	AQEU	12.78	-0.39
4	TQEX	18.28	-1.93

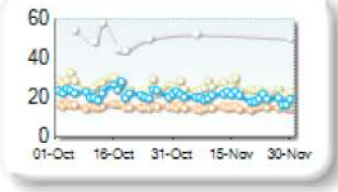
Monthly Spread Trend



25k EUR deal

Rank	Venue	Spread (bps)	Change
1	XMAD	14.91	-0.76
2	AQEU	20.00	-2.19
3	CEUX	24.75	-1.71
4	TQEX	58.94	+6.15

Monthly Spread Trend



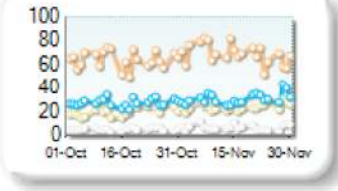
Spreads measure the bid to offer spread of the best visible orders in the book. The result is averaged over the stocks in the index and is based on measurements of the order books every 30 seconds. The value for the spread is quoted in basis points (0.01%).

Book Depths

10BPS Depth (top of book)

Rank	Venue	Depth (1K EUR)	Change
1	XMAD	69.1	+4.7
2	AQEU	30.9	+3.2
3	CEUX	24.1	+3.6
4	TQEX	7.0	+1.6
5	BATE	1.9	+0.4

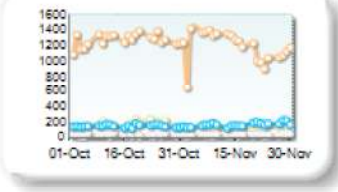
Monthly Depth Trend



50BPS Depth (deeper into book)

Rank	Venue	Depth (1K EUR)	Change
1	XMAD	1,196.7	-86.8
2	AQEU	175.0	+17.3
3	CEUX	146.6	-18.2
4	TQEX	43.0	-7.2
5	BATE	2.7	+0.1

Monthly Depth Trend



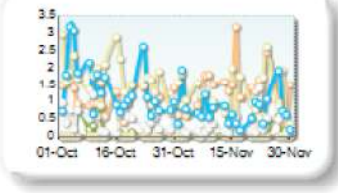
Market depth measures the amount of visible liquidity (bids and offers) in the order book within 10 or 50 BPS of mid price. The result is averaged over the stocks in the index and is based on measurements of the order book every 30 seconds. This is quoted in '000s of EUR.

Best Prices

At touch

Rank	Venue	Best Price (%)	Change
1	XMAD	1.36	-0.07
2	CEUX	1.12	-0.54
3	AQEU	0.75	-0.51
4	TQEX	0.30	-0.21
5	BATE	0.06	-0.06
6	CHIX	0.00	+0.00
7	AQXE	0.00	+0.00

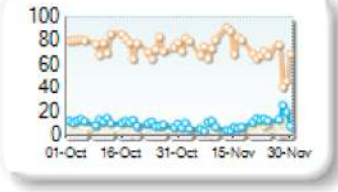
Best Prices Trend



25k EUR deal

Rank	Venue	Best Price (%)	Change
1	XMAD	71.92	-4.70
2	AQEU	10.13	-0.64
3	CEUX	5.22	+0.20
4	TQEX	0.28	+0.18
5	CHIX	0.00	+0.00
6	BATE	0.00	+0.00
7	AQXE	0.00	+0.00

Best Prices Trend

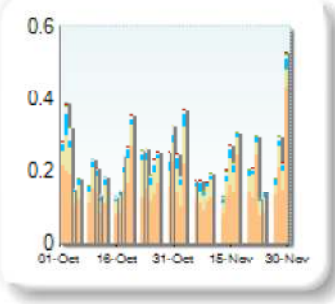


Best Price % measures how often each venue posts an absolute best price (no ties) for stocks. The result is averaged over the stocks in the index and is based on measurements of the order book every 5 seconds.

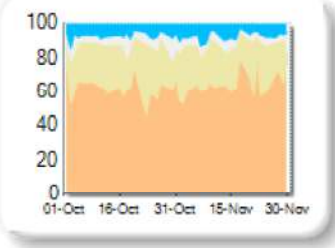
Market Share

Rank	Venue	Market Share	Change
1	XMAD	66.36%	+4.52
2	CEUX	22.16%	-2.04
3	AQEU	7.12%	-0.34
4	TQEX	4.16%	-2.05
5	BATE	0.11%	-0.03
6	CHIX	0.10%	+0.06
7	TRQX	0.00%	-0.13
8	AQXE	0.00%	0.00

Volume Trend



Market Share Trend



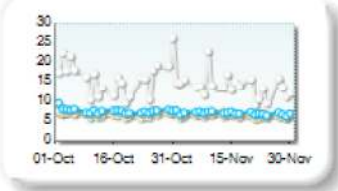
Market share is based on on-book value traded during continuous trading. The share is calculated by averaging over all stocks in the index. The current value shown is for last week and the change is relative to the previous week.

Spreads

At touch

Rank	Venue	Spread (bps)	Change
1	CEUX	6.40	-0.29
2	XMAD	6.85	-0.24
3	AQEU	7.05	-0.56
4	TQEX	13.99	-2.27

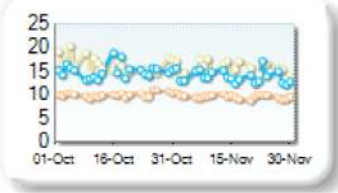
Monthly Spread Trend



25k EUR deal

Rank	Venue	Spread (bps)	Change
1	XMAD	9.56	-0.44
2	AQEU	14.00	-1.11
3	CEUX	15.69	-0.80
4	TQEX	72.24	-3.42

Monthly Spread Trend



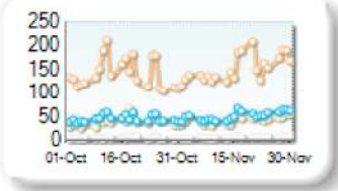
Spreads measure the bid to offer spread of the best visible orders in the book. The result is averaged over the stocks in the index and is based on measurements of the order books every 30 seconds. The value for the spread is quoted in basis points (0.01%).

Book Depths

10BPS Depth (top of book)

Rank	Venue	Depth (1K EUR)	Change
1	XMAD	152.5	+9.5
2	AQEU	51.9	+5.7
3	CEUX	43.3	+3.6
4	TQEX	7.0	+1.0
5	BATE	1.0	-0.4

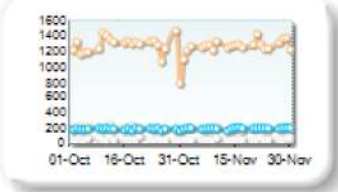
Monthly Depth Trend



50BPS Depth (deeper into book)

Rank	Venue	Depth (1K EUR)	Change
1	XMAD	1,287.7	+5.4
2	AQEU	204.9	+8.0
3	CEUX	200.6	-4.2
4	TQEX	60.9	-0.3
5	CHIX	16.8	+0.8
6	BATE	13.6	+9.3

Monthly Depth Trend



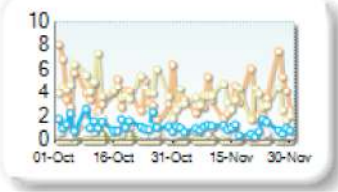
Market depth measures the amount of visible liquidity (bids and offers) in the order book within 10 or 50 BPS of mid price. The result is averaged over the stocks in the index and is based on measurements of the order book every 30 seconds. This is quoted in '000s of EUR.

Best Prices

At touch

Rank	Venue	Best Price (%)	Change
1	XMAD	3.44	-0.85
2	CEUX	3.30	-1.36
3	AQEU	0.97	-0.26
4	TQEX	0.60	-0.29
5	BATE	0.09	-0.05
6	CHIX	0.00	+0.00
7	TRQX	0.00	+0.00
8	AQXE	0.00	+0.00

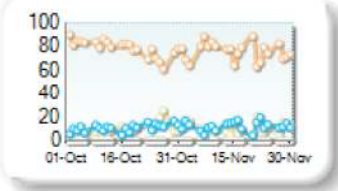
Best Prices Trend



25k EUR deal

Rank	Venue	Best Price (%)	Change
1	XMAD	75.88	-3.03
2	AQEU	12.51	+1.47
3	CEUX	10.19	+1.03
4	TQEX	0.09	+0.06
5	CHIX	0.00	+0.00
6	TRQX	0.00	+0.00
7	BATE	0.00	+0.00
8	AQXE	0.00	+0.00

Best Prices Trend

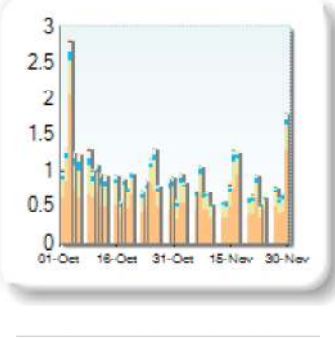


Best Price % measures how often each venue posts an absolute best price (no ties) for the stocks. The result is averaged over the stocks in the index and is based on measurements of the order book every 5 seconds.

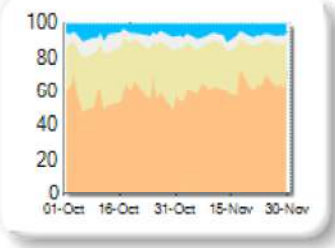
Market Share

Rank	Venue	Market Share	Change
1	XMAD	63.23%	+3.69
2	CEUX	24.68%	-2.47
3	AQEU	6.60%	+0.61
4	TQEX	5.16%	-1.65
5	CHIX	0.20%	+0.00
6	BATE	0.12%	-0.11
7	TRQX	0.01%	-0.08
8	AQXE	0.01%	+0.00

Volume Trend



Market Share Trend



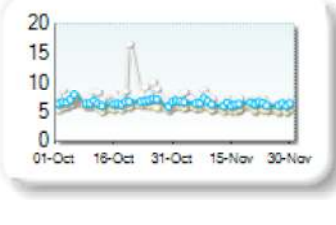
Market share is based on on-book value traded during continuous trading. The share is calculated by averaging over all stocks in the index. The current value shown is for last week and the change is relative to the previous week.

Spreads

At touch

Rank	Venue	Spread (bps)	Change
1	CEUX	5.59	-0.26
2	XMAD	5.62	-0.33
3	AQEU	6.30	-0.21
4	TQEX	7.06	-1.16

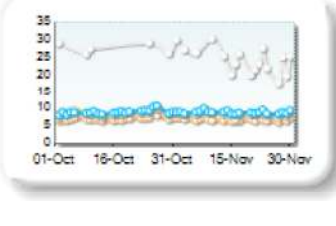
Monthly Spread Trend



25k EUR deal

Rank	Venue	Spread (bps)	Change
1	XMAD	6.83	-0.23
2	CEUX	8.52	-0.28
3	AQEU	8.90	-0.06
4	TQEX	26.96	-10.14

Monthly Spread Trend



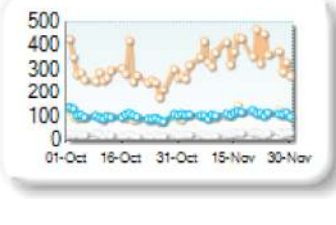
Spreads measure the bid to offer spread of the best visible orders in the book. The result is averaged over the stocks in the index and is based on measurements of the order books every 30 seconds. The value for the spread is quoted in basis points (0.01%).

Book Depths

10BPS Depth (top of book)

Rank	Venue	Depth (1K EUR)	Change
1	XMAD	357.1	+73.8
2	CEUX	109.1	+12.5
3	AQEU	109.1	+7.5
4	TQEX	28.3	+4.6
5	BATE	1.6	-0.5

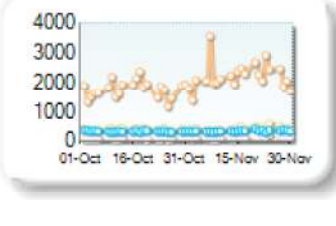
Monthly Depth Trend



50BPS Depth (deeper into book)

Rank	Venue	Depth (1K EUR)	Change
1	XMAD	2,209.6	+448.6
2	CEUX	431.5	+29.8
3	AQEU	354.1	+9.2
4	TQEX	134.3	+32.5
5	BATE	9.9	-5.0

Monthly Depth Trend



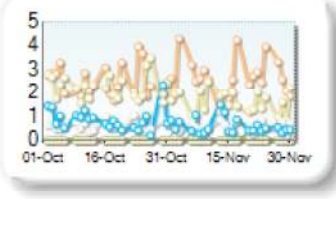
Market depth measures the amount of visible liquidity (bids and offers) in the order book within 10 or 50 BPS of mid price. The result is averaged over the stocks in the index and is based on measurements of the order book every 30 seconds. This is quoted in '000s of EUR.

Best Prices

At touch

Rank	Venue	Best Price (%)	Change
1	XMAD	2.68	-0.04
2	CEUX	1.62	-0.73
3	AQEU	0.59	-0.17
4	TQEX	0.57	+0.05
5	BATE	0.06	+0.05
6	CHIX	0.00	+0.00
7	TRQX	0.00	+0.00
8	AQXE	0.00	+0.00

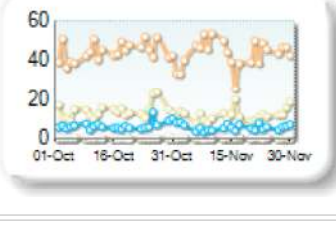
Best Prices Trend



25k EUR deal

Rank	Venue	Best Price (%)	Change
1	XMAD	43.29	-1.17
2	CEUX	12.15	-1.96
3	AQEU	5.84	-0.88
4	TQEX	0.94	+0.16
5	CHIX	0.00	+0.00
6	TRQX	0.00	+0.00
7	BATE	0.00	+0.00
8	AQXE	0.00	+0.00

Best Prices Trend

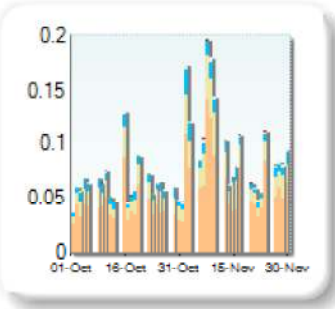


Best Price % measures how often each venue posts an absolute best price (no ties) for the stocks. The result is averaged over the stocks in the index and is based on measurements of the order book every 5 seconds.

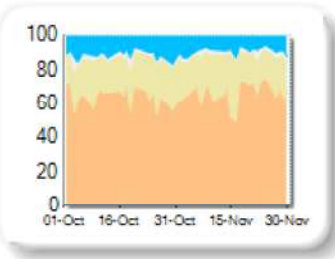
Market Share

Rank	Venue	Market Share	Change
1	XMAD	65.97%	+1.92
2	CEUX	22.42%	+0.10
3	AQEU	9.15%	-2.02
4	TQEX	2.32%	-0.05
5	BATE	0.08%	+0.07
6	CHIX	0.06%	-0.02

Volume Trend



Market Share Trend



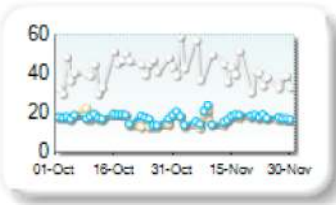
Market share is based on on-book value traded during continuous trading. The share is calculated by averaging over all stocks in the index. The current value shown is for last week and the change is relative to the previous week.

Spreads

At touch

Rank	Venue	Spread (bps)	Change
1	XMAD	16.27	-0.03
2	CEUX	17.07	+0.04
3	AQEU	17.45	+0.23
4	TQEX	44.91	+2.75

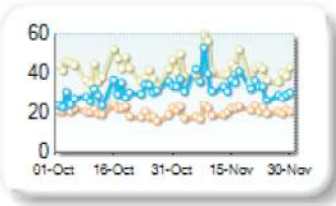
Monthly Spread Trend



25k EUR deal

Rank	Venue	Spread (bps)	Change
1	XMAD	20.84	+0.44
2	AQEU	34.81	+4.68
3	CEUX	42.94	+0.84

Monthly Spread Trend



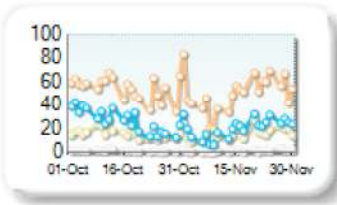
Spreads measure the bid to offer spread of the best visible orders in the book. The result is averaged over the stocks in the index and is based on measurements of the order books every 30 seconds. The value for the spread is quoted in basis points (0.01%).

Book Depths

10BPS Depth (top of book)

Rank	Venue	Depth (1K EUR)	Change
1	XMAD	49.9	-4.2
2	AQEU	20.3	-6.4
3	CEUX	15.6	-0.6
4	TQEX	1.4	-0.1

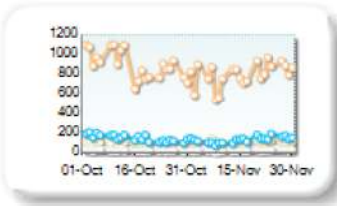
Monthly Depth Trend



50BPS Depth (deeper into book)

Rank	Venue	Depth (1K EUR)	Change
1	XMAD	800.8	-99.2
2	AQEU	135.4	-17.0
3	CEUX	108.5	+2.5
4	TQEX	23.7	-1.2

Monthly Depth Trend



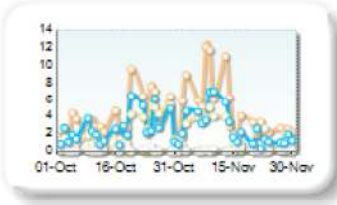
Market depth measures the amount of visible liquidity (bids and offers) in the order book within 10 or 50 BPS of mid price. The result is averaged over the stocks in the index and is based on measurements of the order book every 30 seconds. This is quoted in '000s of EUR.

Best Prices

At touch

Rank	Venue	Best Price (%)	Change
1	XMAD	4.74	+0.57
2	AQEU	2.63	-0.06
3	CEUX	2.14	+0.14
4	TQEX	0.13	-0.04
5	CHIX	0.00	+0.00
6	BATE	0.00	+0.00

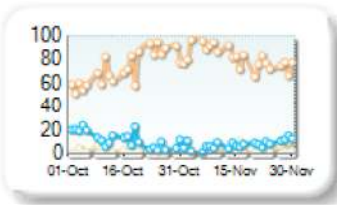
Best Prices Trend



25k EUR deal

Rank	Venue	Best Price (%)	Change
1	XMAD	81.49	+8.35
2	AQEU	8.09	-4.38
3	CEUX	3.17	+0.39
4	TQEX	0.00	+0.00
5	CHIX	0.00	+0.00
6	BATE	0.00	+0.00

Best Prices Trend

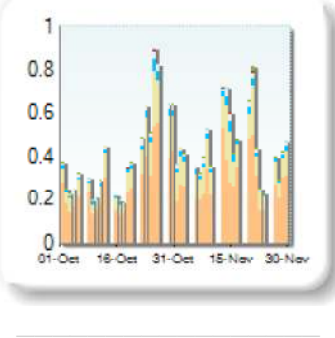


Best Price % measures how often each venue posts an absolute best price (no ties) for stocks. The result is averaged over the stocks in the index and is based on measurements of the order book every 5 seconds.

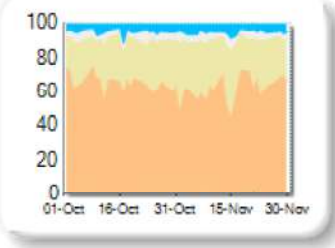
Market Share

Rank	Venue	Market Share	Change
1	XMAD	62.42%	-2.41
2	CEUX	27.82%	+2.00
3	AQEU	5.06%	+0.25
4	TQEX	4.12%	+0.02
5	BATE	0.26%	+0.17
6	CHIX	0.25%	-0.08
7	TRQX	0.07%	+0.05
8	AQXE	0.00%	0.00

Volume Trend



Market Share Trend



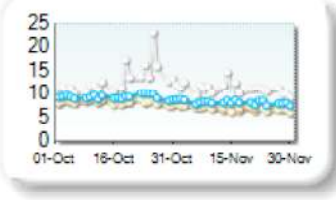
Market share is based on on-book value traded during continuous trading. The share is calculated by averaging over all stocks in the index. The current value shown is for last week and the change is relative to the previous week.

Spreads

At touch

Rank	Venue	Spread (bps)	Change
1	XMAD	7.07	-1.28
2	CEUX	7.09	-1.17
3	AQEU	8.16	-1.17
4	TQEX	11.16	-1.88

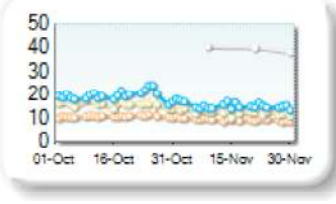
Monthly Spread Trend



25k EUR deal

Rank	Venue	Spread (bps)	Change
1	XMAD	9.54	-1.39
2	CEUX	12.82	-3.38
3	AQEU	15.39	-4.49
4	TQEX	48.42	-13.49

Monthly Spread Trend



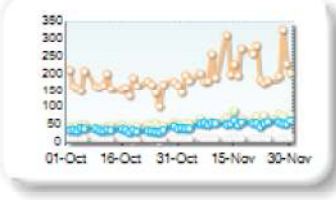
Spreads measure the bid to offer spread of the best visible orders in the book. The result is averaged over the stocks in the index and is based on measurements of the order books every 30 seconds. The value for the spread is quoted in basis points (0.01%).

Book Depths

10BPS Depth (top of book)

Rank	Venue	Depth (1K EUR)	Change
1	XMAD	216.7	+51.3
2	CEUX	65.1	+17.6
3	AQEU	52.3	+17.3
4	TQEX	10.9	+1.3

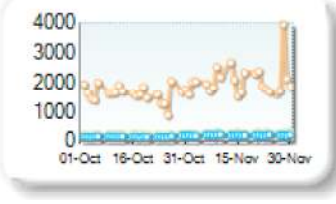
Monthly Depth Trend



50BPS Depth (deeper into book)

Rank	Venue	Depth (1K EUR)	Change
1	XMAD	2,073.1	+464.9
2	CEUX	277.4	+45.4
3	AQEU	210.6	+50.7
4	TQEX	74.2	+15.3
5	CHIX	10.4	+0.9
6	BATE	5.1	+0.7

Monthly Depth Trend



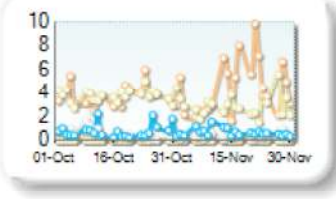
Market depth measures the amount of visible liquidity (bids and offers) in the order book within 10 or 50 BPS of mid price. The result is averaged over the stocks in the index and is based on measurements of the order book every 30 seconds. This is quoted in '000s of EUR.

Best Prices

At touch

Rank	Venue	Best Price (%)	Change
1	XMAD	4.42	-0.52
2	CEUX	2.97	-0.73
3	AQEU	0.67	-0.17
4	TQEX	0.42	-0.38
5	BATE	0.00	+0.00
6	CHIX	0.00	+0.00
7	TRQX	0.00	+0.00
8	AQXE	0.00	+0.00

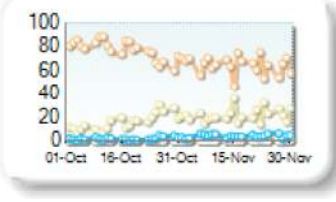
Best Prices Trend



25k EUR deal

Rank	Venue	Best Price (%)	Change
1	XMAD	64.59	-12.95
2	CEUX	21.72	+6.11
3	AQEU	4.28	+2.29
4	TQEX	0.24	+0.18
5	CHIX	0.00	+0.00
6	TRQX	0.00	+0.00
7	BATE	0.00	+0.00
8	AQXE	0.00	+0.00

Best Prices Trend

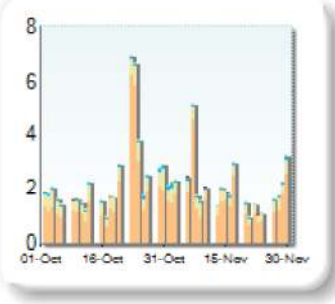


Best Price % measures how often each venue posts an absolute best price (no ties) for stocks. The result is averaged over the stocks in the index and is based on measurements of the order book every 5 seconds.

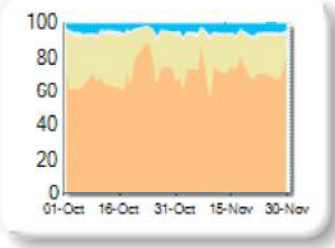
Market Share

Rank	Venue	Market Share	Change
1	XMAD	73.95%	-0.07
2	CEUX	19.39%	-1.25
3	AQEU	4.15%	+1.00
4	TQEX	2.13%	+0.20
5	BATE	0.16%	+0.01
6	CHIX	0.14%	+0.08
7	TRQX	0.08%	+0.03
8	AQXE	0.00%	0.00

Volume Trend



Market Share Trend



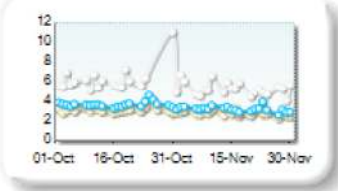
Market share is based on on-book value traded during continuous trading. The share is calculated by averaging over all stocks in the index. The current value shown is for last week and the change is relative to the previous week.

Spreads

At touch

Rank	Venue	Spread (bps)	Change
1	XMAD	2.83	-0.36
2	CEUX	2.84	-0.38
3	AQEU	3.22	-0.47
4	TQEX	5.34	-3.72
5	BATE	52.71	n/a
6	CHIX	57.90	n/a

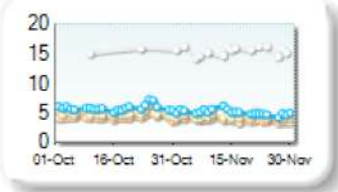
Monthly Spread Trend



25k EUR deal

Rank	Venue	Spread (bps)	Change
1	XMAD	3.69	-0.52
2	CEUX	4.37	-0.64
3	AQEU	5.04	-0.75
4	TQEX	16.05	-17.97
5	BATE	112.66	n/a

Monthly Spread Trend



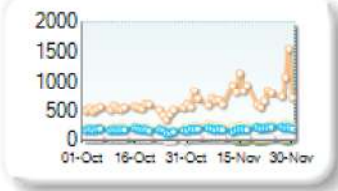
Spreads measure the bid to offer spread of the best visible orders in the book. The result is averaged over the stocks in the index and is based on measurements of the order books every 30 seconds. The value for the spread is quoted in basis points (0.01%).

Book Depths

10BPS Depth (top of book)

Rank	Venue	Depth (1K EUR)	Change
1	XMAD	795.9	+271.4
2	CEUX	238.9	+31.5
3	AQEU	195.2	+23.0
4	TQEX	46.7	+13.1
5	BATE	0.4	-0.3

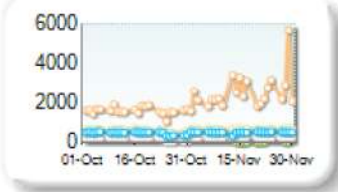
Monthly Depth Trend



50BPS Depth (deeper into book)

Rank	Venue	Depth (1K EUR)	Change
1	XMAD	2,540.6	+946.6
2	CEUX	671.1	+59.8
3	AQEU	512.5	+34.3
4	TQEX	248.0	+54.0
5	BATE	22.8	+9.8
6	CHIX	17.5	+12.2

Monthly Depth Trend



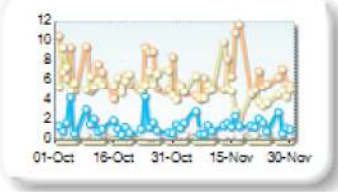
Market depth measures the amount of visible liquidity (bids and offers) in the order book within 10 or 50 BPS of mid price. The result is averaged over the stocks in the index and is based on measurements of the order book every 30 seconds. This is quoted in '000s of EUR.

Best Prices

At touch

Rank	Venue	Best Price (%)	Change
1	XMAD	6.21	-1.41
2	CEUX	4.82	-0.86
3	AQEU	1.51	-0.24
4	TQEX	0.77	+0.08
5	BATE	0.05	+0.05
6	CHIX	0.00	+0.00
7	TRQX	0.00	+0.00
8	AQXE	0.00	+0.00

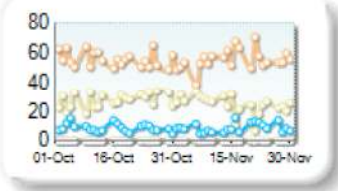
Best Prices Trend



25k EUR deal

Rank	Venue	Best Price (%)	Change
1	XMAD	55.34	-0.30
2	CEUX	24.57	-2.97
3	AQEU	8.88	-0.02
4	TQEX	0.35	+0.23
5	CHIX	0.00	+0.00
6	TRQX	0.00	+0.00
7	BATE	0.00	+0.00
8	AQXE	0.00	+0.00

Best Prices Trend

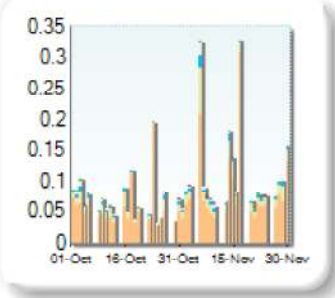


Best Price % measures how often each venue posts an absolute best price (no ties) for stocks. The result is averaged over the stocks in the index and is based on measurements of the order book every 5 seconds.

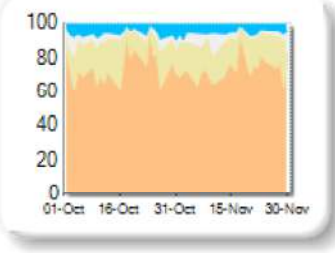
Market Share

Rank	Venue	Market Share	Change
1	XMAD	74.93%	-1.22
2	CEUX	16.53%	+1.88
3	AQEU	4.80%	-0.41
4	TQEX	3.64%	-0.13
5	CHIX	0.08%	-0.03
6	BATE	0.02%	-0.08
7	AQXE	0.00%	+0.00
8	TRQX	0.00%	-0.01

Volume Trend



Market Share Trend



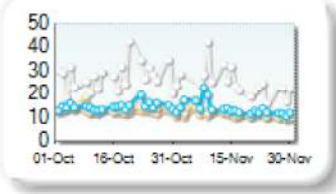
Market share is based on on-book value traded during continuous trading. The share is calculated by averaging over all stocks in the index. The current value shown is for last week and the change is relative to the previous week.

Spreads

At touch

Rank	Venue	Spread (bps)	Change
1	XMAD	10.76	-1.63
2	CEUX	11.96	-1.75
3	AQEU	13.74	-0.85
4	TQEX	27.20	-0.37

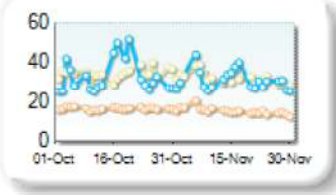
Monthly Spread Trend



25k EUR deal

Rank	Venue	Spread (bps)	Change
1	XMAD	15.34	-1.17
2	CEUX	32.34	-2.12
3	AQEU	34.10	-0.48

Monthly Spread Trend



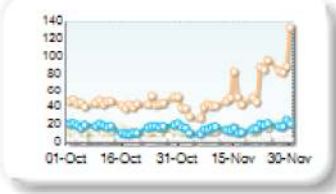
Spreads measure the bid to offer spread of the best visible orders in the book. The result is averaged over the stocks in the index and is based on measurements of the order books every 30 seconds. The value for the spread is quoted in basis points (0.01%).

Book Depths

10BPS Depth (top of book)

Rank	Venue	Depth (1K EUR)	Change
1	XMAD	60.5	+15.4
2	AQEU	16.5	-0.6
3	CEUX	15.0	+2.5
4	TQEX	2.2	-0.2

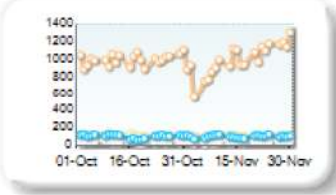
Monthly Depth Trend



50BPS Depth (deeper into book)

Rank	Venue	Depth (1K EUR)	Change
1	XMAD	999.6	-0.4
2	CEUX	109.7	-2.0
3	AQEU	99.3	-2.7
4	TQEX	29.2	-2.7

Monthly Depth Trend



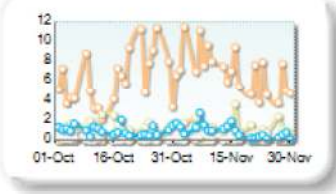
Market depth measures the amount of visible liquidity (bids and offers) in the order book within 10 or 50 BPS of mid price. The result is averaged over the stocks in the index and is based on measurements of the order book every 30 seconds. This is quoted in '000s of EUR.

Best Prices

At touch

Rank	Venue	Best Price (%)	Change
1	XMAD	6.99	+1.20
2	CEUX	1.33	-0.22
3	AQEU	0.94	-0.28
4	TQEX	0.20	-0.06
5	CHIX	0.00	+0.00
6	TRQX	0.00	+0.00
7	BATE	0.00	+0.00
8	AQXE	0.00	+0.00

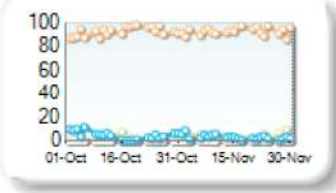
Best Prices Trend



25k EUR deal

Rank	Venue	Best Price (%)	Change
1	XMAD	92.86	+0.09
2	AQEU	3.41	-1.46
3	CEUX	3.18	+1.51
4	CHIX	0.00	+0.00
5	TRQX	0.00	+0.00
6	BATE	0.00	+0.00
7	AQXE	0.00	+0.00
8	TQEX	0.00	0.00

Best Prices Trend

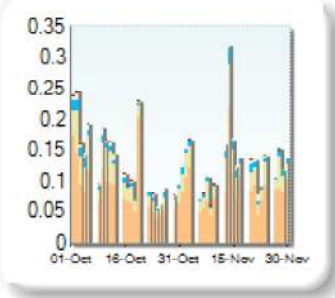


Best Price % measures how often each venue posts an absolute best price (no ties) for stocks. The result is averaged over the stocks in the index and is based on measurements of the order book every 5 seconds.

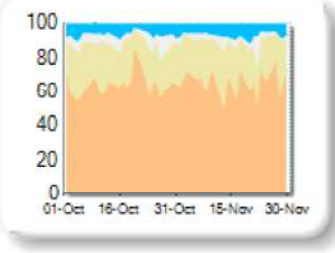
Market Share

Rank	Venue	Market Share	Change
1	XMAD	66.09%	+1.75
2	CEUX	23.58%	-0.43
3	AQEU	6.70%	+0.54
4	TQEX	3.38%	-1.61
5	CHIX	0.16%	-0.10
6	BATE	0.08%	-0.13
7	AQXE	0.00%	+0.00
8	TRQX	0.00%	-0.02

Volume Trend



Market Share Trend



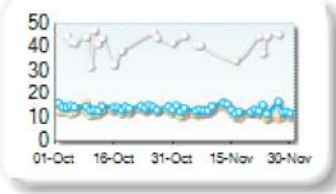
Market share is based on on-book value traded during continuous trading. The share is calculated by averaging over all stocks in the index. The current value shown is for last week and the change is relative to the previous week.

Spreads

At touch

Rank	Venue	Spread (bps)	Change
1	XMAD	11.53	-1.10
2	CEUX	12.49	-0.63
3	AQEU	13.33	-0.72
4	TQEX	52.01	+5.82

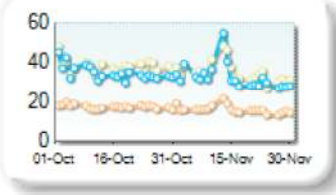
Monthly Spread Trend



25k EUR deal

Rank	Venue	Spread (bps)	Change
1	XMAD	16.04	-1.37
2	AQEU	32.58	-2.38
3	CEUX	35.17	-2.82

Monthly Spread Trend



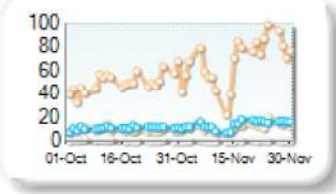
Spreads measure the bid to offer spread of the best visible orders in the book. The result is averaged over the stocks in the index and is based on measurements of the order books every 30 seconds. The value for the spread is quoted in basis points (0.01%).

Book Depths

10BPS Depth (top of book)

Rank	Venue	Depth (1K EUR)	Change
1	XMAD	67.9	+17.7
2	AQEU	14.1	+2.9
3	CEUX	12.2	+2.1
4	TQEX	0.6	-0.4

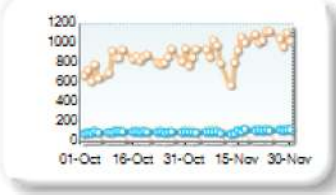
Monthly Depth Trend



50BPS Depth (deeper into book)

Rank	Venue	Depth (1K EUR)	Change
1	XMAD	962.6	+138.2
2	CEUX	123.0	+11.7
3	AQEU	110.0	+8.4
4	TQEX	17.8	-0.9

Monthly Depth Trend



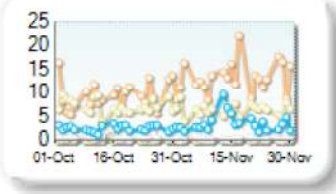
Market depth measures the amount of visible liquidity (bids and offers) in the order book within 10 or 50 BPS of mid price. The result is averaged over the stocks in the index and is based on measurements of the order book every 30 seconds. This is quoted in '000s of EUR.

Best Prices

At touch

Rank	Venue	Best Price (%)	Change
1	XMAD	13.21	+1.20
2	CEUX	6.42	+0.06
3	AQEU	3.66	+0.75
4	TQEX	0.33	-0.36
5	CHIX	0.00	+0.00
6	TRQX	0.00	+0.00
7	BATE	0.00	+0.00
8	AQXE	0.00	+0.00

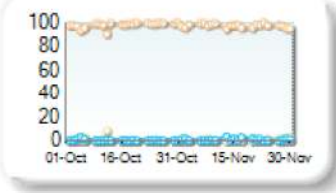
Best Prices Trend



25k EUR deal

Rank	Venue	Best Price (%)	Change
1	XMAD	97.42	-0.54
2	CEUX	1.27	+0.03
3	AQEU	1.19	+0.49
4	TQEX	0.00	0.00
5	CHIX	0.00	+0.00
6	TRQX	0.00	+0.00
7	BATE	0.00	+0.00
8	AQXE	0.00	+0.00

Best Prices Trend

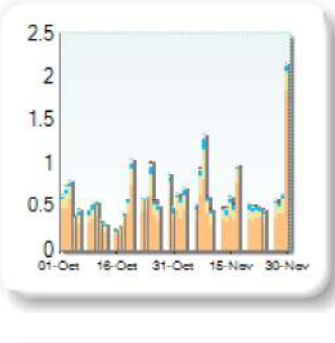


Best Price % measures how often each venue posts an absolute best price (no ties) for stocks. The result is averaged over the stocks in the index and is based on measurements of the order book every 5 seconds.

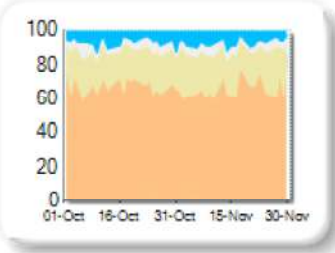
Market Share

Rank	Venue	Market Share	Change
1	XMAD	68.18%	+0.78
2	CEUX	20.74%	+0.06
3	AQEU	6.62%	+0.01
4	TQEX	4.19%	-0.70
5	BATE	0.15%	-0.07
6	CHIX	0.10%	+0.01
7	TRQX	0.02%	-0.09
8	AQXE	0.00%	+0.00

Volume Trend



Market Share Trend



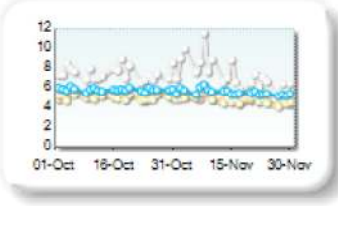
Market share is based on on-book value traded during continuous trading. The share is calculated by averaging over all stocks in the index. The current value shown is for last week and the change is relative to the previous week.

Spreads

At touch

Rank	Venue	Spread (bps)	Change
1	XMAD	4.87	-0.29
2	CEUX	4.87	-0.25
3	AQEU	5.62	-0.28
4	TQEX	7.48	-0.10
5	BATE	108.54	+12.35

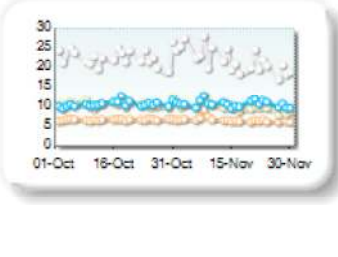
Monthly Spread Trend



25k EUR deal

Rank	Venue	Spread (bps)	Change
1	XMAD	6.66	-0.01
2	CEUX	9.94	-0.59
3	AQEU	10.64	+0.07
4	TQEX	21.97	-1.16

Monthly Spread Trend



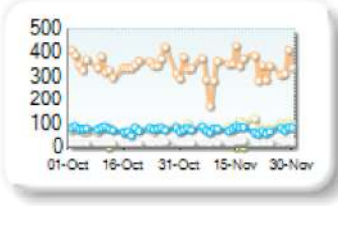
Spreads measure the bid to offer spread of the best visible orders in the book. The result is averaged over the stocks in the index and is based on measurements of the order books every 30 seconds. The value for the spread is quoted in basis points (0.01%).

Book Depths

10BPS Depth (top of book)

Rank	Venue	Depth (1K EUR)	Change
1	XMAD	337.0	-13.1
2	CEUX	85.6	+11.4
3	AQEU	74.3	-1.8
4	TQEX	23.1	+3.2
5	BATE	1.6	-0.2

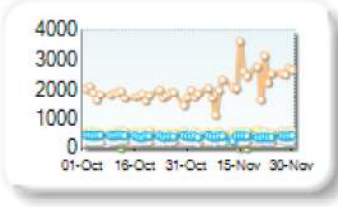
Monthly Depth Trend



50BPS Depth (deeper into book)

Rank	Venue	Depth (1K EUR)	Change
1	XMAD	2,287.0	+472.1
2	CEUX	546.4	+4.0
3	AQEU	397.5	-25.4
4	TQEX	234.7	+2.9
5	BATE	13.3	+5.3

Monthly Depth Trend



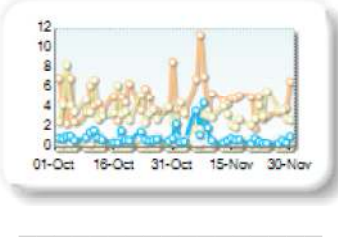
Market depth measures the amount of visible liquidity (bids and offers) in the order book within 10 or 50 BPS of mid price. The result is averaged over the stocks in the index and is based on measurements of the order book every 30 seconds. This is quoted in '000s of EUR.

Best Prices

At touch

Rank	Venue	Best Price (%)	Change
1	XMAD	4.85	-0.01
2	CEUX	3.17	-1.21
3	AQEU	1.12	+0.23
4	TQEX	0.59	-0.24
5	BATE	0.15	+0.08
6	CHIX	0.00	+0.00
7	TRQX	0.00	+0.00
8	AQXE	0.00	+0.00

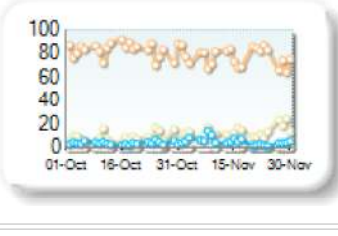
Best Prices Trend



25k EUR deal

Rank	Venue	Best Price (%)	Change
1	XMAD	77.21	-5.73
2	CEUX	13.20	+4.30
3	AQEU	5.41	+1.38
4	TQEX	0.50	+0.25
5	CHIX	0.00	+0.00
6	TRQX	0.00	+0.00
7	BATE	0.00	+0.00
8	AQXE	0.00	+0.00

Best Prices Trend

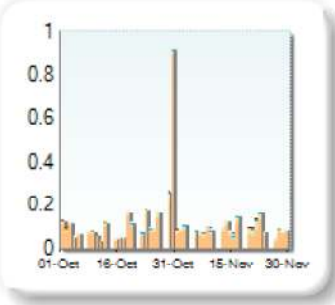


Best Price % measures how often each venue posts an absolute best price (no ties) for stocks. The result is averaged over the stocks in the index and is based on measurements of the order book every 5 seconds.

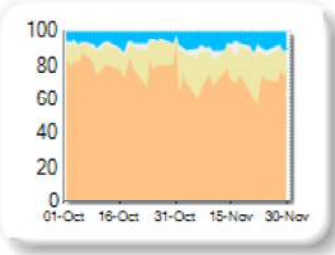
Market Share

Rank	Venue	Market Share	Change
1	XMAD	71.28%	-14.44
2	CEUX	17.25%	+8.79
3	AQEU	8.54%	+4.19
4	TQEX	2.84%	+1.43
5	BATE	0.07%	+0.04
6	CHIX	0.02%	-0.01

Volume Trend



Market Share Trend



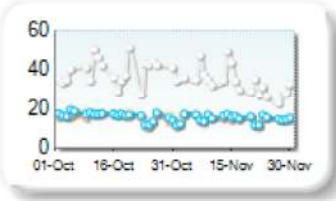
Market share is based on on-book value traded during continuous trading. The share is calculated by averaging over all stocks in the index. The current value shown is for last week and the change is relative to the previous week.

Spreads

At touch

Rank	Venue	Spread (bps)	Change
1	XMAD	14.27	-1.23
2	AQEU	14.87	-1.43
3	CEUX	15.09	-1.52
4	TQEX	34.00	-8.55

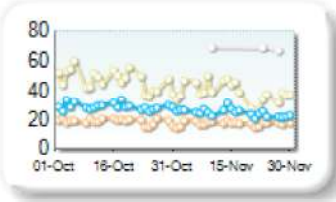
Monthly Spread Trend



25k EUR deal

Rank	Venue	Spread (bps)	Change
1	XMAD	17.32	-1.40
2	AQEU	24.59	-4.18
3	CEUX	38.40	-8.49
4	TQEX	82.31	-13.32

Monthly Spread Trend



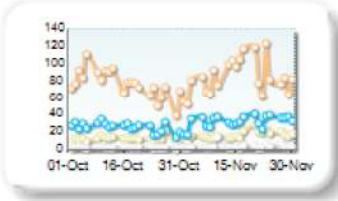
Spreads measure the bid to offer spread of the best visible orders in the book. The result is averaged over the stocks in the index and is based on measurements of the order books every 30 seconds. The value for the spread is quoted in basis points (0.01%).

Book Depths

10BPS Depth (top of book)

Rank	Venue	Depth (1K EUR)	Change
1	XMAD	84.6	+8.3
2	AQEU	32.0	+6.5
3	CEUX	16.6	+4.2
4	TQEX	3.5	+1.3

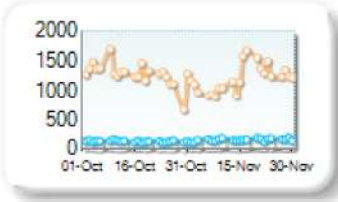
Monthly Depth Trend



50BPS Depth (deeper into book)

Rank	Venue	Depth (1K EUR)	Change
1	XMAD	1,203.9	-73.9
2	AQEU	155.1	+24.0
3	CEUX	108.2	+17.9
4	TQEX	36.4	+10.4

Monthly Depth Trend



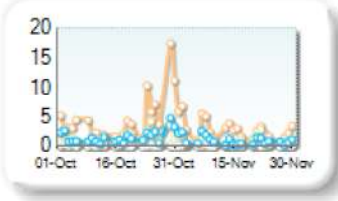
Market depth measures the amount of visible liquidity (bids and offers) in the order book within 10 or 50 BPS of mid price. The result is averaged over the stocks in the index and is based on measurements of the order book every 30 seconds. This is quoted in '000s of EUR.

Best Prices

At touch

Rank	Venue	Best Price (%)	Change
1	XMAD	2.87	-1.67
2	AQEU	0.98	-0.78
3	CEUX	0.94	-0.15
4	TQEX	0.09	+0.00
5	CHIX	0.00	+0.00
6	BATE	0.00	+0.00

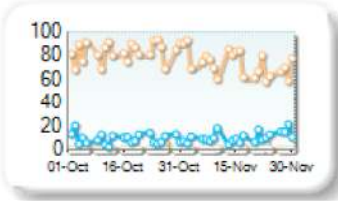
Best Prices Trend



25k EUR deal

Rank	Venue	Best Price (%)	Change
1	XMAD	73.26	-9.67
2	AQEU	10.77	+1.36
3	CEUX	1.61	+0.89
4	TQEX	0.13	+0.12
5	CHIX	0.00	+0.00
6	BATE	0.00	+0.00

Best Prices Trend



Best Price % measures how often each venue posts an absolute best price (no ties) for stocks. The result is averaged over the stocks in the index and is based on measurements of the order book every 5 seconds.