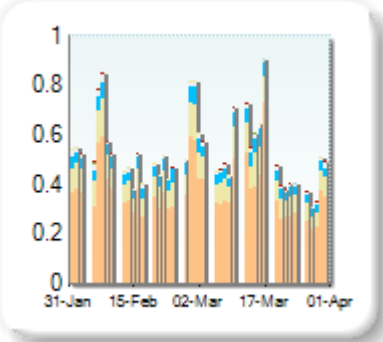


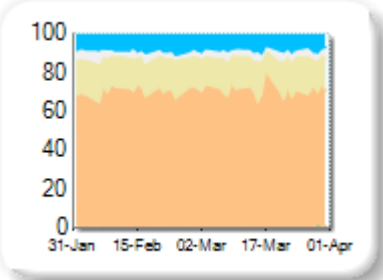
Market Share

Rank	Venue	Market Share	Change
1	XMAD	70.60%	+0.58
2	CEUX	17.04%	-0.30
3	AQEU	8.51%	-0.16
4	TQEX	3.45%	-0.05
5	BATE	0.25%	-0.04
6	TRQX	0.08%	+0.01
7	AQXE	0.03%	+0.02
8	CHIX	0.03%	-0.06

Volume Trend



Market Share Trend



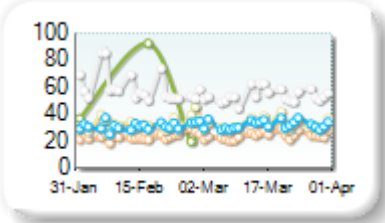
Market share is based on on-book value traded during continuous trading. The share is calculated by averaging over all stocks in the index. The current value shown is for last week and the change is relative to the previous week.

Spreads

At touch

Rank	Venue	Spread (bps)	Change
1	XMAD	24.37	+0.89
2	AQEU	32.31	+1.12
3	CEUX	32.35	-0.49
4	TQEX	54.02	-5.51
5	BATE	364.76	+269.23

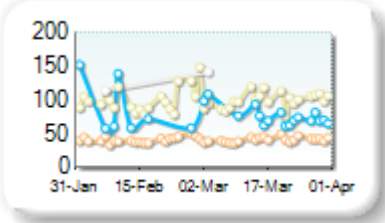
Monthly Spread Trend



25k EUR deal

Rank	Venue	Spread (bps)	Change
1	XMAD	40.99	+0.25
2	CEUX	101.06	+3.78
3	AQEU	114.75	-42.92
4	TQEX	140.65	+27.46

Monthly Spread Trend



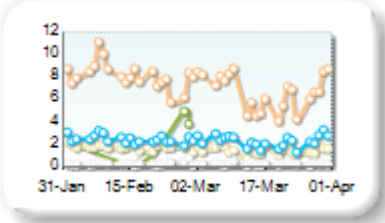
Spreads measure the bid to offer spread of the best visible orders in the book. The result is averaged over the stocks in the index and is based on measurements of the order books every 30 seconds. The value for the spread is quoted in basis points (0.01%).

Book Depths

10BPS Depth (top of book)

Rank	Venue	Depth (1K EUR)	Change
1	XMAD	6.7	-1.4
2	AQEU	2.3	-0.2
3	CEUX	1.5	-0.4
4	BATE	1.4	-0.4
5	TQEX	0.3	0.0
6	CHIX	0.0	-0.1

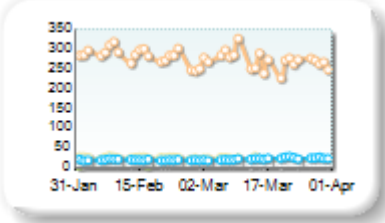
Monthly Depth Trend



50BPS Depth (deeper into book)

Rank	Venue	Depth (1K EUR)	Change
1	XMAD	269.8	-14.7
2	CEUX	21.5	-2.9
3	AQEU	21.4	+2.9
4	TQEX	8.1	-0.1
5	CHIX	3.8	+0.3
6	BATE	3.1	-4.3

Monthly Depth Trend



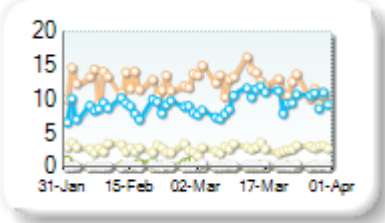
Market depth measures the amount of visible liquidity (bids and offers) in the order book within 10 or 50 BPS of mid price. The result is averaged over the stocks in the index and is based on measurements of the order book every 30 seconds. This is quoted in '000s of EUR.

Best Prices

At touch

Rank	Venue	Best Price (%)	Change
1	XMAD	12.38	+2.87
2	AQEU	9.56	-0.06
3	CEUX	2.76	+0.04
4	TQEX	0.29	+0.16
5	BATE	0.16	-0.09
6	CHIX	0.00	-0.01
7	TRQX	0.00	+0.00
8	AQXE	0.00	+0.00

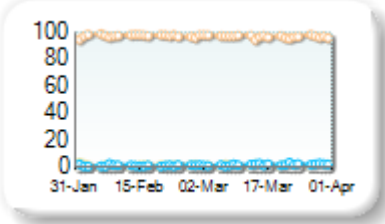
Best Prices Trend



25k EUR deal

Rank	Venue	Best Price (%)	Change
1	XMAD	96.46	-0.50
2	AQEU	1.96	+0.72
3	CEUX	1.26	-0.31
4	TQEX	0.11	+0.07
5	BATE	0.00	+0.00
6	CHIX	0.00	+0.00
7	TRQX	0.00	+0.00
8	AQXE	0.00	+0.00

Best Prices Trend

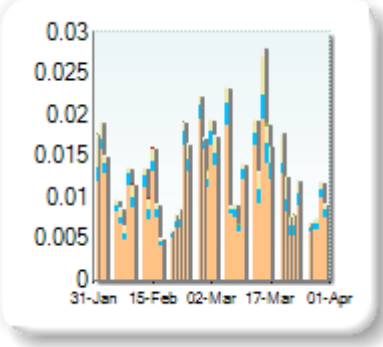


Best Price % measures how often each venue posts an absolute best price (no ties) for stocks. The result is averaged over the stocks in the index and is based on measurements of the order book every 5 seconds.

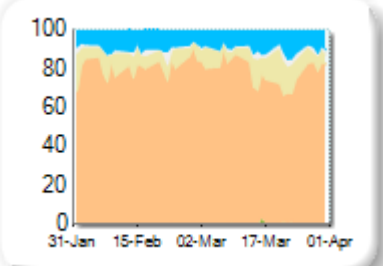
Market Share

Rank	Venue	Market Share	Change
1	XMAD	77.61%	-3.41
2	CEUX	10.21%	+1.90
3	AQEU	10.05%	+1.01
4	TQEX	1.78%	+0.24
5	BATE	0.36%	+0.27

Volume Trend



Market Share Trend



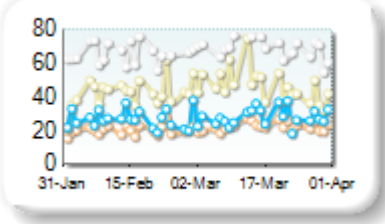
Market share is based on on-book value traded during continuous trading. The share is calculated by averaging over all stocks in the index. The current value shown is for last week and the change is relative to the previous week.

Spreads

At touch

Rank	Venue	Spread (bps)	Change
1	XMAD	22.33	+2.19
2	AQEU	28.41	+2.15
3	CEUX	46.79	+5.11
4	TQEX	70.90	+3.96

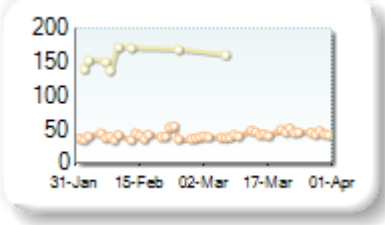
Monthly Spread Trend



25k EUR deal

Rank	Venue	Spread (bps)	Change
1	XMAD	43.30	+3.11
2	CEUX	239.61	+67.34

Monthly Spread Trend



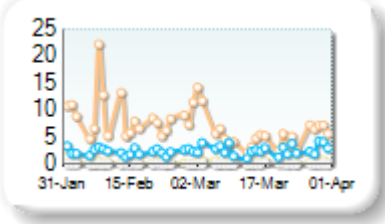
Spreads measure the bid to offer spread of the best visible orders in the book. The result is averaged over the stocks in the index and is based on measurements of the order books every 30 seconds. The value for the spread is quoted in basis points (0.01%).

Book Depths

10BPS Depth (top of book)

Rank	Venue	Depth (1K EUR)	Change
1	XMAD	5.9	-2.7
2	AQEU	2.7	+0.3
3	CEUX	0.3	-0.1
4	TQEX	0.1	+0.0

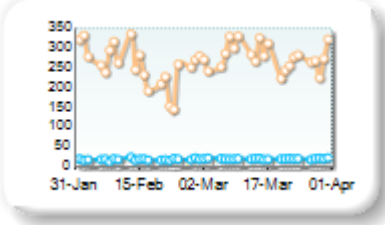
Monthly Depth Trend



50BPS Depth (deeper into book)

Rank	Venue	Depth (1K EUR)	Change
1	XMAD	278.1	+22.9
2	AQEU	18.8	+1.6
3	CEUX	9.4	-2.4
4	TQEX	5.1	-0.2
5	BATE	1.3	0.0

Monthly Depth Trend



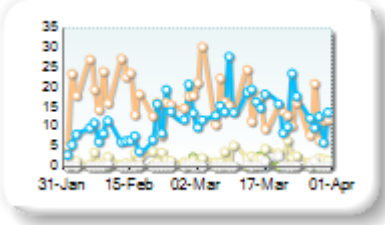
Market depth measures the amount of visible liquidity (bids and offers) in the order book within 10 or 50 BPS of mid price. The result is averaged over the stocks in the index and is based on measurements of the order book every 30 seconds. This is quoted in '000s of EUR.

Best Prices

At touch

Rank	Venue	Best Price (%)	Change
1	XMAD	15.46	-1.96
2	AQEU	14.62	+3.60
3	CEUX	2.29	+0.65
4	BATE	0.35	+0.33
5	TQEX	0.28	+0.24
6	CHIX	0.00	+0.00

Best Prices Trend



25k EUR deal

Rank	Venue	Best Price (%)	Change
1	XMAD	99.79	-0.02
2	AQEU	0.17	+0.04
3	CHIX	0.00	+0.00
4	BATE	0.00	+0.00
5	CEUX	0.00	+0.00
6	TQEX	0.00	+0.00

Best Prices Trend

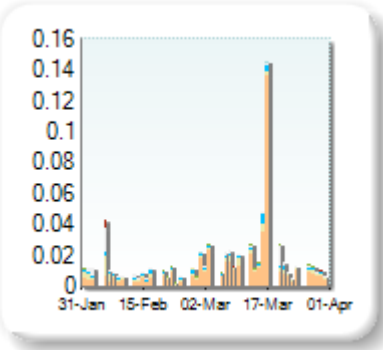


Best Price % measures how often each venue posts an absolute best price (no ties) for stocks. The result is averaged over the stocks in the index and is based on measurements of the order book every 5 seconds.

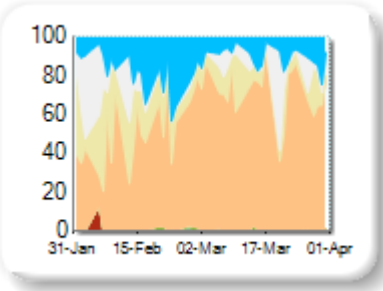
Market Share

Rank	Venue	Market Share	Change
1	XMAD	76.61%	+33.88
2	AQEU	8.75%	-5.95
3	CEUX	8.10%	-14.50
4	TQEX	6.16%	-10.63
5	BATE	0.32%	+0.02
6	TRQX	0.03%	+0.00
7	CHIX	0.03%	-2.79

Volume Trend



Market Share Trend



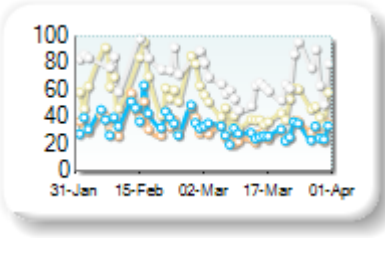
Market share is based on on-book value traded during continuous trading. The share is calculated by averaging over all stocks in the index. The current value shown is for last week and the change is relative to the previous week.

Spreads

At touch

Rank	Venue	Spread (bps)	Change
1	XMAD	27.73	-9.85
2	AQEU	28.56	-10.66
3	CEUX	44.80	-27.74
4	TQEX	67.02	-27.09

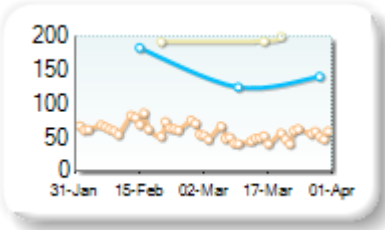
Monthly Spread Trend



25k EUR deal

Rank	Venue	Spread (bps)	Change
1	XMAD	51.11	-15.74
2	AQEU	185.87	-7.13
3	CEUX	205.82	-25.09

Monthly Spread Trend



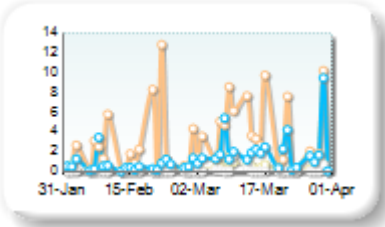
Spreads measure the bid to offer spread of the best visible orders in the book. The result is averaged over the stocks in the index and is based on measurements of the order books every 30 seconds. The value for the spread is quoted in basis points (0.01%).

Book Depths

10BPS Depth (top of book)

Rank	Venue	Depth (1K EUR)	Change
1	XMAD	3.8	+1.5
2	BATE	2.4	+0.3
3	AQEU	2.0	+1.4
4	TQEX	0.4	+0.1
5	CEUX	0.4	+0.3

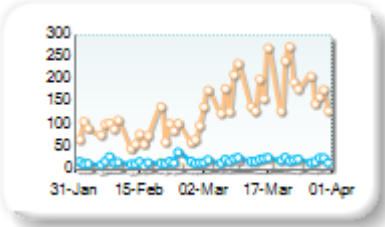
Monthly Depth Trend



50BPS Depth (deeper into book)

Rank	Venue	Depth (1K EUR)	Change
1	XMAD	176.0	+90.8
2	AQEU	22.0	+4.3
3	CEUX	14.8	+5.8
4	TQEX	7.0	+3.4
5	BATE	4.1	+0.5

Monthly Depth Trend



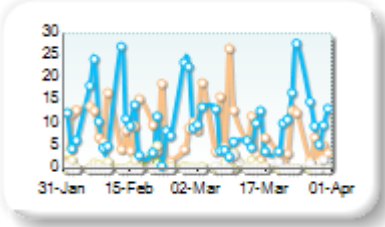
Market depth measures the amount of visible liquidity (bids and offers) in the order book within 10 or 50 BPS of mid price. The result is averaged over the stocks in the index and is based on measurements of the order book every 30 seconds. This is quoted in '000s of EUR.

Best Prices

At touch

Rank	Venue	Best Price (%)	Change
1	AQEU	9.67	-2.61
2	XMAD	8.06	+4.02
3	CEUX	0.54	-0.27
4	TQEX	0.39	+0.38
5	BATE	0.02	-0.21
6	CHIX	0.00	-0.01
7	TRQX	0.00	+0.00
8	AQXE	0.00	+0.00

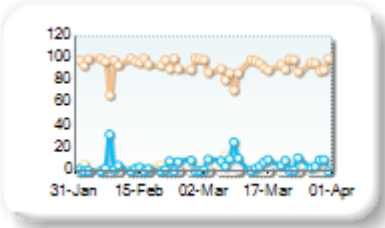
Best Prices Trend



25k EUR deal

Rank	Venue	Best Price (%)	Change
1	XMAD	92.14	-2.93
2	AQEU	6.72	+2.70
3	CEUX	0.98	+0.16
4	TQEX	0.05	+0.05
5	CHIX	0.00	+0.00
6	TRQX	0.00	+0.00
7	BATE	0.00	+0.00
8	AQXE	0.00	+0.00

Best Prices Trend

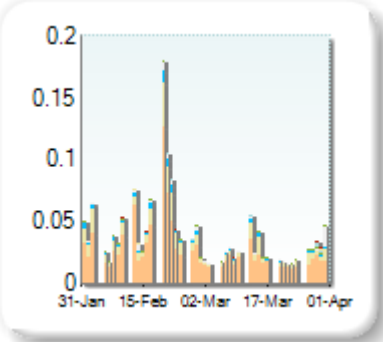


Best Price % measures how often each venue posts an absolute best price (no ties) for stocks. The result is averaged over the stocks in the index and is based on measurements of the order book every 5 seconds.

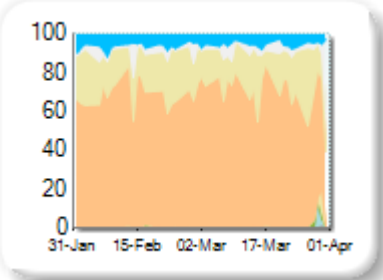
Market Share

Rank	Venue	Market Share	Change
1	XMAD	66.23%	-2.22
2	CEUX	19.66%	-1.29
3	TQEX	6.48%	+2.76
4	AQEU	5.41%	-1.12
5	TRQX	0.94%	+0.86
6	BATE	0.61%	+0.34
7	AQXE	0.60%	+0.59
8	CHIX	0.08%	+0.07

Volume Trend



Market Share Trend



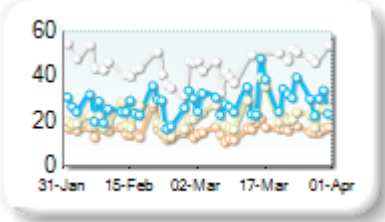
Market share is based on on-book value traded during continuous trading. The share is calculated by averaging over all stocks in the index. The current value shown is for last week and the change is relative to the previous week.

Spreads

At touch

Rank	Venue	Spread (bps)	Change
1	XMAD	15.92	-0.03
2	CEUX	23.46	+3.35
3	AQEU	29.75	+3.85
4	TQEX	50.28	+2.34

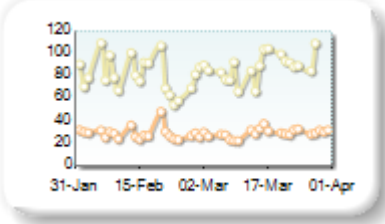
Monthly Spread Trend



25k EUR deal

Rank	Venue	Spread (bps)	Change
1	XMAD	29.29	+0.06
2	CEUX	92.45	+11.98

Monthly Spread Trend



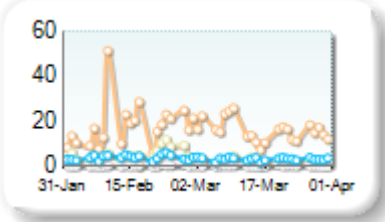
Spreads measure the bid to offer spread of the best visible orders in the book. The result is averaged over the stocks in the index and is based on measurements of the order books every 30 seconds. The value for the spread is quoted in basis points (0.01%).

Book Depths

10BPS Depth (top of book)

Rank	Venue	Depth (1K EUR)	Change
1	XMAD	16.1	-1.7
2	AQEU	3.2	-0.7
3	CEUX	2.4	-2.9
4	TQEX	0.3	-0.1

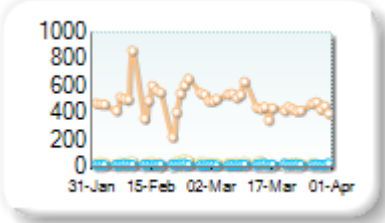
Monthly Depth Trend



50BPS Depth (deeper into book)

Rank	Venue	Depth (1K EUR)	Change
1	XMAD	466.8	-49.4
2	CEUX	32.4	-7.9
3	AQEU	21.6	+0.5
4	TQEX	8.4	-1.6
5	BATE	7.4	+0.3

Monthly Depth Trend



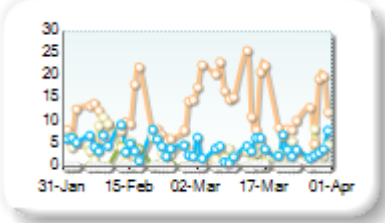
Market depth measures the amount of visible liquidity (bids and offers) in the order book within 10 or 50 BPS of mid price. The result is averaged over the stocks in the index and is based on measurements of the order book every 30 seconds. This is quoted in '000s of EUR.

Best Prices

At touch

Rank	Venue	Best Price (%)	Change
1	XMAD	15.02	+9.52
2	AQEU	3.81	-0.54
3	CEUX	2.93	-2.24
4	BATE	0.19	-0.33
5	TQEX	0.12	+0.06
6	CHIX	0.00	+0.00
7	TRQX	0.00	+0.00
8	AQXE	0.00	+0.00

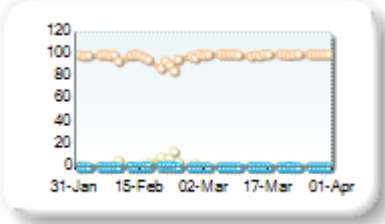
Best Prices Trend



25k EUR deal

Rank	Venue	Best Price (%)	Change
1	XMAD	99.71	+3.39
2	CEUX	0.18	-2.89
3	AQEU	0.07	-0.34
4	CHIX	0.00	+0.00
5	TRQX	0.00	+0.00
6	BATE	0.00	+0.00
7	AQXE	0.00	+0.00
8	TQEX	0.00	0.00

Best Prices Trend

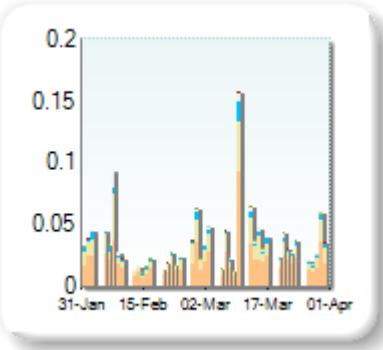


Best Price % measures how often each venue posts an absolute best price (no ties) for stocks. The result is averaged over the stocks in the index and is based on measurements of the order book every 5 seconds.

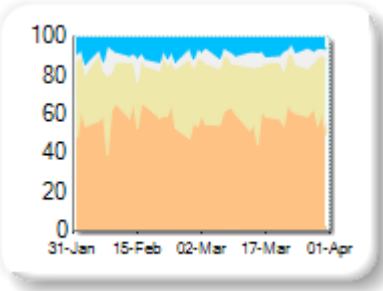
Market Share

Rank	Venue	Market Share	Change
1	XMAD	56.90%	+2.36
2	CEUX	29.34%	-0.73
3	AQEU	7.64%	-1.22
4	TQEX	5.69%	-0.72
5	BATE	0.26%	+0.17
6	CHIX	0.12%	+0.09
7	TRQX	0.05%	+0.05

Volume Trend



Market Share Trend



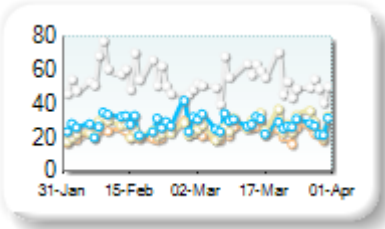
Market share is based on on-book value traded during continuous trading. The share is calculated by averaging over all stocks in the index. The current value shown is for last week and the change is relative to the previous week.

Spreads

At touch

Rank	Venue	Spread (bps)	Change
1	XMAD	23.00	+1.20
2	CEUX	27.15	+3.14
3	AQEU	28.07	-0.31
4	TQEX	53.12	-4.41

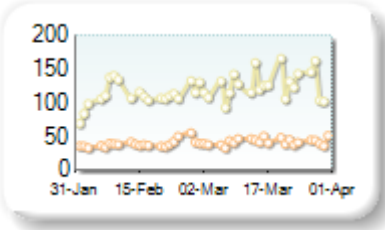
Monthly Spread Trend



25k EUR deal

Rank	Venue	Spread (bps)	Change
1	XMAD	42.05	+3.04
2	CEUX	126.22	+12.72

Monthly Spread Trend



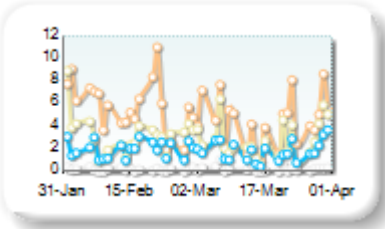
Spreads measure the bid to offer spread of the best visible orders in the book. The result is averaged over the stocks in the index and is based on measurements of the order books every 30 seconds. The value for the spread is quoted in basis points (0.01%).

Book Depths

10BPS Depth (top of book)

Rank	Venue	Depth (1K EUR)	Change
1	XMAD	4.4	-1.4
2	CEUX	2.8	-0.3
3	AQEU	1.8	-0.1
4	TQEX	0.3	+0.1

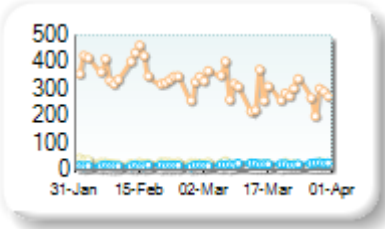
Monthly Depth Trend



50BPS Depth (deeper into book)

Rank	Venue	Depth (1K EUR)	Change
1	XMAD	297.6	-65.7
2	CEUX	23.4	-4.6
3	AQEU	22.1	+5.5
4	TQEX	8.5	+2.3
5	BATE	2.0	+0.2
6	CHIX	0.9	0.0

Monthly Depth Trend



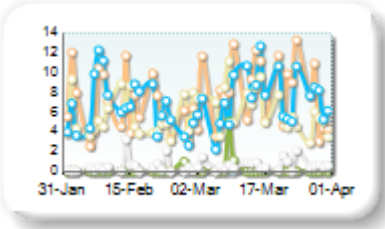
Market depth measures the amount of visible liquidity (bids and offers) in the order book within 10 or 50 BPS of mid price. The result is averaged over the stocks in the index and is based on measurements of the order book every 30 seconds. This is quoted in '000s of EUR.

Best Prices

At touch

Rank	Venue	Best Price (%)	Change
1	XMAD	8.03	+2.33
2	AQEU	7.26	+1.05
3	CEUX	6.37	+1.53
4	TQEX	0.64	+0.28
5	BATE	0.28	+0.50
6	CHIX	0.00	0.00
7	TRQX	0.00	+0.00

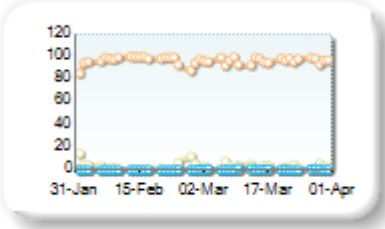
Best Prices Trend



25k EUR deal

Rank	Venue	Best Price (%)	Change
1	XMAD	96.54	-0.17
2	CEUX	2.70	-0.49
3	AQEU	0.57	+0.52
4	TQEX	0.10	+0.10
5	BATE	0.00	+0.00
6	CHIX	0.00	+0.00
7	TRQX	0.00	+0.00

Best Prices Trend

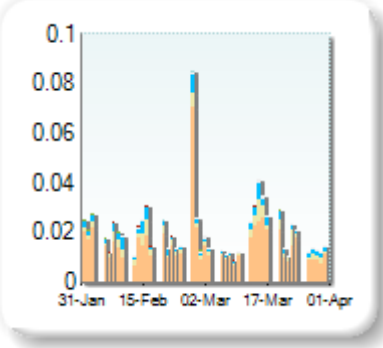


Best Price % measures how often each venue posts an absolute best price (no ties) for stocks. The result is averaged over the stocks in the index and is based on measurements of the order book every 5 seconds.

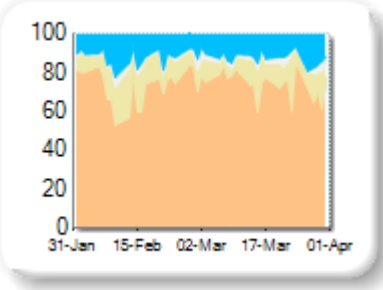
Market Share

Rank	Venue	Market Share	Change
1	XMAD	72.43%	-1.52
2	CEUX	12.73%	+0.65
3	AQEU	12.02%	+0.44
4	TQEX	2.74%	+0.77
5	BATE	0.07%	-0.05
6	CHIX	0.02%	-0.05

Volume Trend



Market Share Trend



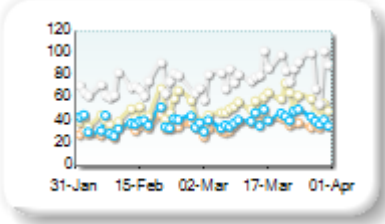
Market share is based on on-book value traded during continuous trading. The share is calculated by averaging over all stocks in the index. The current value shown is for last week and the change is relative to the previous week.

Spreads

At touch

Rank	Venue	Spread (bps)	Change
1	XMAD	36.96	+3.59
2	AQEU	40.73	+2.71
3	CEUX	53.31	+6.80
4	TQEX	81.82	+10.84

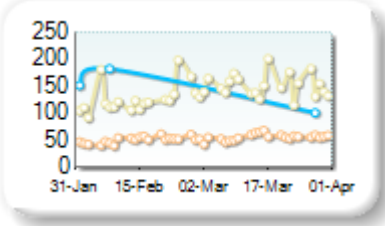
Monthly Spread Trend



25k EUR deal

Rank	Venue	Spread (bps)	Change
1	XMAD	55.75	+5.11
2	AQEU	100.38	-65.89
3	CEUX	152.24	+21.69

Monthly Spread Trend



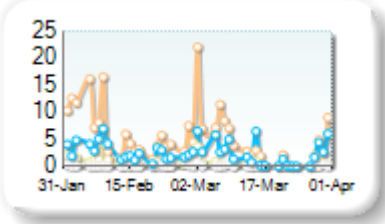
Spreads measure the bid to offer spread of the best visible orders in the book. The result is averaged over the stocks in the index and is based on measurements of the order books every 30 seconds. The value for the spread is quoted in basis points (0.01%).

Book Depths

10BPS Depth (top of book)

Rank	Venue	Depth (1K EUR)	Change
1	XMAD	5.3	-2.1
2	AQEU	2.9	-0.4
3	CEUX	0.6	-0.4
4	TQEX	0.2	+0.0

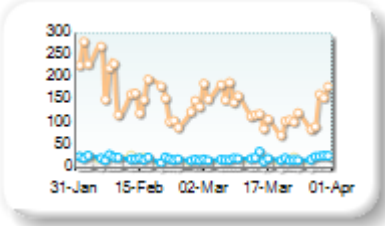
Monthly Depth Trend



50BPS Depth (deeper into book)

Rank	Venue	Depth (1K EUR)	Change
1	XMAD	132.4	-39.7
2	AQEU	21.3	-0.2
3	CEUX	14.7	-4.0
4	TQEX	5.2	+0.2

Monthly Depth Trend



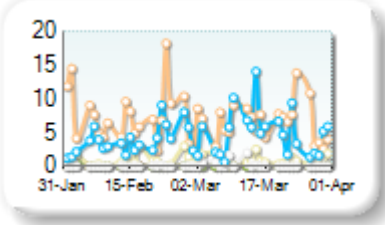
Market depth measures the amount of visible liquidity (bids and offers) in the order book within 10 or 50 BPS of mid price. The result is averaged over the stocks in the index and is based on measurements of the order book every 30 seconds. This is quoted in '000s of EUR.

Best Prices

At touch

Rank	Venue	Best Price (%)	Change
1	XMAD	6.41	+1.18
2	AQEU	4.74	-0.18
3	CEUX	0.72	-0.12
4	TQEX	0.22	+0.25
5	BATE	0.07	+0.11
6	CHIX	0.00	-0.01
7	TRQX	0.00	+0.00

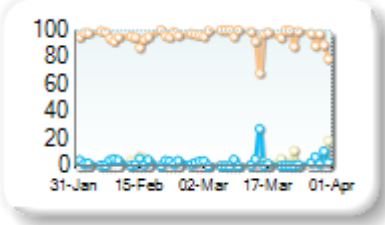
Best Prices Trend



25k EUR deal

Rank	Venue	Best Price (%)	Change
1	XMAD	94.37	-1.24
2	AQEU	3.22	+0.60
3	CEUX	2.23	+0.57
4	TQEX	0.06	+0.06
5	CHIX	0.00	+0.00
6	TRQX	0.00	+0.00
7	BATE	0.00	+0.00

Best Prices Trend

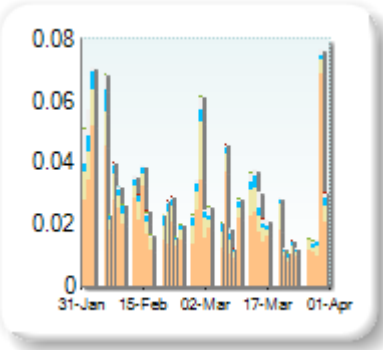


Best Price % measures how often each venue posts an absolute best price (no ties) for stocks. The result is averaged over the stocks in the index and is based on measurements of the order book every 5 seconds.

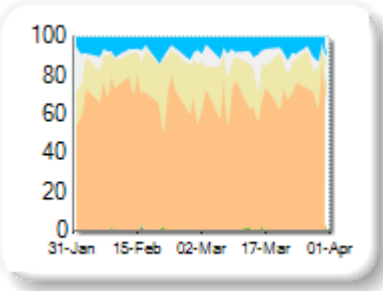
Market Share

Rank	Venue	Market Share	Change
1	XMAD	69.45%	+0.27
2	CEUX	17.60%	+0.23
3	AQEU	6.67%	-0.87
4	TQEX	5.75%	+0.41
5	BATE	0.47%	+0.10
6	CHIX	0.04%	-0.04
7	TRQX	0.02%	-0.11

Volume Trend



Market Share Trend



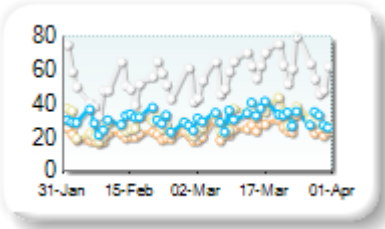
Market share is based on on-book value traded during continuous trading. The share is calculated by averaging over all stocks in the index. The current value shown is for last week and the change is relative to the previous week.

Spreads

At touch

Rank	Venue	Spread (bps)	Change
1	XMAD	24.37	+3.86
2	CEUX	30.32	+4.14
3	AQEU	32.01	+2.25
4	TQEX	58.52	+6.94

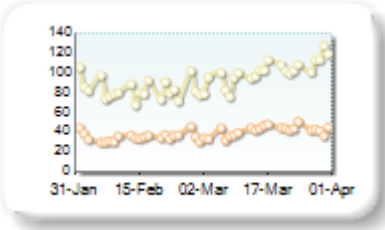
Monthly Spread Trend



25k EUR deal

Rank	Venue	Spread (bps)	Change
1	XMAD	40.60	+5.56
2	CEUX	100.13	+16.97

Monthly Spread Trend



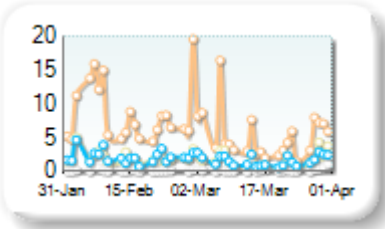
Spreads measure the bid to offer spread of the best visible orders in the book. The result is averaged over the stocks in the index and is based on measurements of the order books every 30 seconds. The value for the spread is quoted in basis points (0.01%).

Book Depths

10BPS Depth (top of book)

Rank	Venue	Depth (1K EUR)	Change
1	XMAD	5.8	-2.2
2	AQEU	1.6	-0.5
3	CEUX	1.6	-0.3
4	TQEX	0.2	+0.1

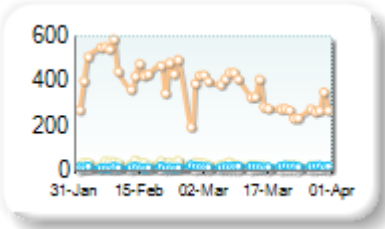
Monthly Depth Trend



50BPS Depth (deeper into book)

Rank	Venue	Depth (1K EUR)	Change
1	XMAD	333.1	-104.5
2	CEUX	27.7	-9.8
3	AQEU	20.5	+3.0
4	TQEX	7.0	-3.1
5	BATE	1.5	+0.2

Monthly Depth Trend



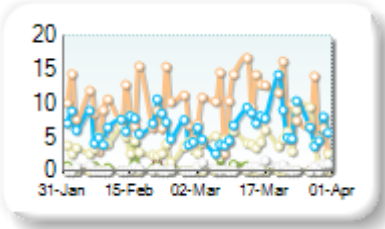
Market depth measures the amount of visible liquidity (bids and offers) in the order book within 10 or 50 BPS of mid price. The result is averaged over the stocks in the index and is based on measurements of the order book every 30 seconds. This is quoted in '000s of EUR.

Best Prices

At touch

Rank	Venue	Best Price (%)	Change
1	XMAD	9.74	+1.24
2	AQEU	6.45	-0.28
3	CEUX	4.31	+0.95
4	TQEX	0.50	+0.39
5	BATE	0.16	-0.33
6	CHIX	0.00	-0.06
7	TRQX	0.00	+0.00
8	AQXE	0.00	+0.00

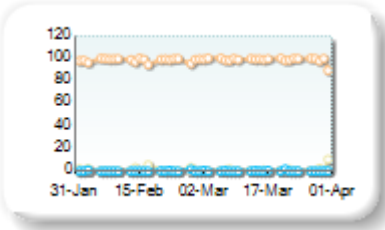
Best Prices Trend



25k EUR deal

Rank	Venue	Best Price (%)	Change
1	XMAD	98.74	+0.33
2	CEUX	0.92	-0.28
3	AQEU	0.23	+0.01
4	TQEX	0.01	+0.01
5	CHIX	0.00	+0.00
6	TRQX	0.00	+0.00
7	BATE	0.00	+0.00
8	AQXE	0.00	+0.00

Best Prices Trend

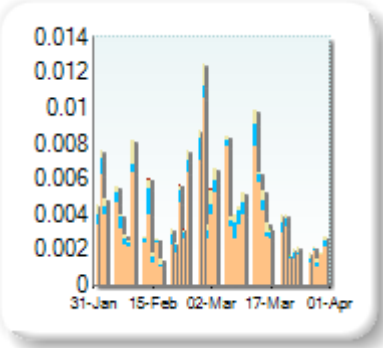


Best Price % measures how often each venue posts an absolute best price (no ties) for stocks. The result is averaged over the stocks in the index and is based on measurements of the order book every 5 seconds.

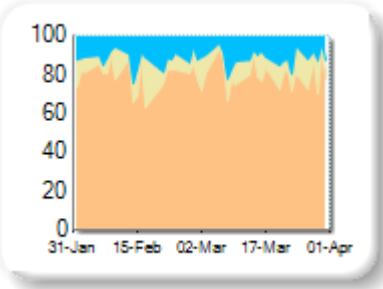
Market Share

Rank	Venue	Market Share	Change
1	XMAD	79.98%	+0.06
2	AQEU	11.33%	-0.24
3	CEUX	8.66%	+0.17
4	BATE	0.02%	+0.02
5	CHIX	0.00%	-0.02

Volume Trend



Market Share Trend



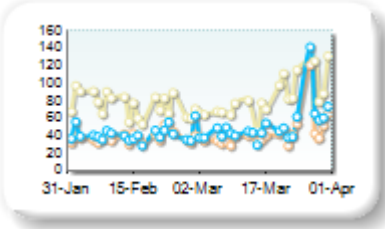
Market share is based on on-book value traded during continuous trading. The share is calculated by averaging over all stocks in the index. The current value shown is for last week and the change is relative to the previous week.

Spreads

At touch

Rank	Venue	Spread (bps)	Change
1	XMAD	43.89	+5.58
2	AQEU	52.88	+11.71
3	CEUX	95.35	+19.62

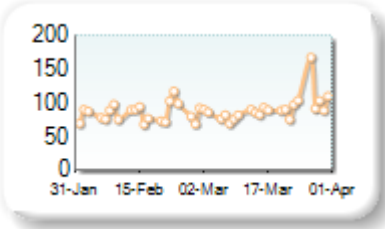
Monthly Spread Trend



25k EUR deal

Rank	Venue	Spread (bps)	Change
1	XMAD	91.30	+7.05

Monthly Spread Trend



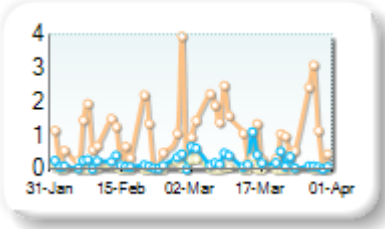
Spreads measure the bid to offer spread of the best visible orders in the book. The result is averaged over the stocks in the index and is based on measurements of the order books every 30 seconds. The value for the spread is quoted in basis points (0.01%).

Book Depths

10BPS Depth (top of book)

Rank	Venue	Depth (1K EUR)	Change
1	XMAD	1.1	+0.1
2	AQEU	0.3	+0.1
3	CEUX	0.1	+0.0

Monthly Depth Trend



50BPS Depth (deeper into book)

Rank	Venue	Depth (1K EUR)	Change
1	XMAD	50.9	+0.3
2	AQEU	8.6	+0.9
3	CEUX	4.1	+0.0

Monthly Depth Trend



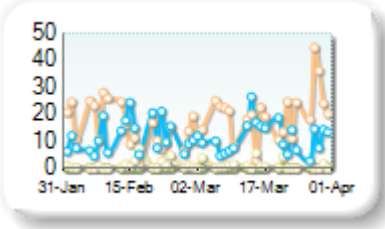
Market depth measures the amount of visible liquidity (bids and offers) in the order book within 10 or 50 BPS of mid price. The result is averaged over the stocks in the index and is based on measurements of the order book every 30 seconds. This is quoted in '000s of EUR.

Best Prices

At touch

Rank	Venue	Best Price (%)	Change
1	XMAD	19.63	+14.79
2	AQEU	11.33	-2.88
3	CEUX	1.06	-0.52
4	BATE	0.00	+0.00
5	CHIX	0.00	0.00

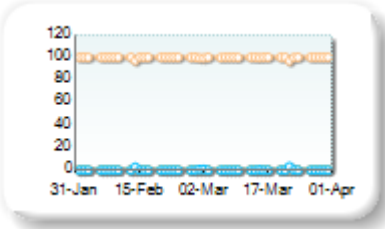
Best Prices Trend



25k EUR deal

Rank	Venue	Best Price (%)	Change
1	XMAD	99.71	-0.09
2	AQEU	0.24	+0.10
3	CEUX	0.01	+0.01
4	CHIX	0.00	+0.00
5	BATE	0.00	+0.00

Best Prices Trend

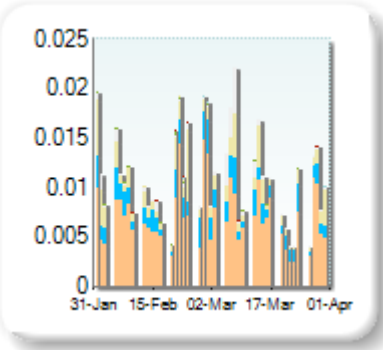


Best Price % measures how often each venue posts an absolute best price (no ties) for stocks. The result is averaged over the stocks in the index and is based on measurements of the order book every 5 seconds.

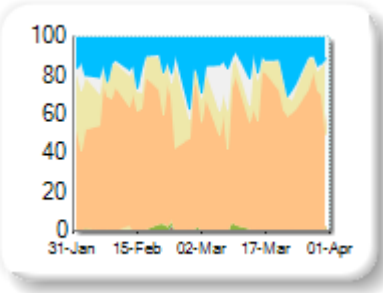
Market Share

Rank	Venue	Market Share	Change
1	XMAD	63.66%	+2.15
2	AQEU	15.46%	-1.20
3	CEUX	13.80%	-3.24
4	TQEX	6.56%	+3.03
5	BATE	0.41%	-0.33
6	TRQX	0.11%	-0.01
7	CHIX	0.00%	-0.12

Volume Trend



Market Share Trend



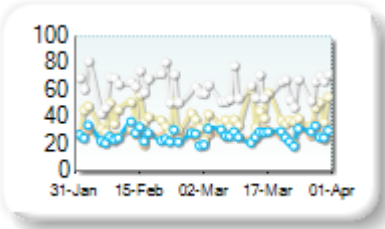
Market share is based on on-book value traded during continuous trading. The share is calculated by averaging over all stocks in the index. The current value shown is for last week and the change is relative to the previous week.

Spreads

At touch

Rank	Venue	Spread (bps)	Change
1	AQEU	26.51	+0.16
2	XMAD	26.97	+0.46
3	CEUX	39.97	+0.23
4	TQEX	62.51	-1.91

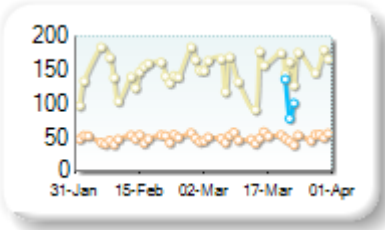
Monthly Spread Trend



25k EUR deal

Rank	Venue	Spread (bps)	Change
1	XMAD	49.12	+0.62
2	AQEU	104.61	-127.57
3	CEUX	163.77	+13.84

Monthly Spread Trend



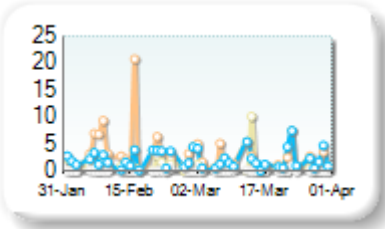
Spreads measure the bid to offer spread of the best visible orders in the book. The result is averaged over the stocks in the index and is based on measurements of the order books every 30 seconds. The value for the spread is quoted in basis points (0.01%).

Book Depths

10BPS Depth (top of book)

Rank	Venue	Depth (1K EUR)	Change
1	AQEU	2.2	+0.1
2	XMAD	2.2	-1.8
3	CEUX	0.7	0.0
4	TQEX	0.1	+0.0

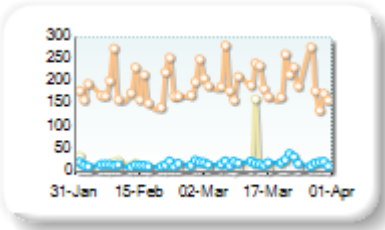
Monthly Depth Trend



50BPS Depth (deeper into book)

Rank	Venue	Depth (1K EUR)	Change
1	XMAD	204.0	+15.0
2	AQEU	21.6	+5.1
3	CEUX	20.1	+4.4
4	TQEX	6.5	+1.7

Monthly Depth Trend



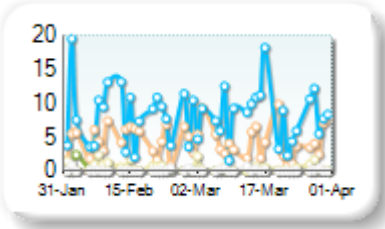
Market depth measures the amount of visible liquidity (bids and offers) in the order book within 10 or 50 BPS of mid price. The result is averaged over the stocks in the index and is based on measurements of the order book every 30 seconds. This is quoted in '000s of EUR.

Best Prices

At touch

Rank	Venue	Best Price (%)	Change
1	AQEU	8.18	-1.44
2	XMAD	4.28	+0.31
3	CEUX	0.35	-0.14
4	TQEX	0.09	-0.04
5	CHIX	0.00	-0.01
6	TRQX	0.00	+0.00
7	BATE	0.00	-0.20
8	AQXE	0.00	+0.00

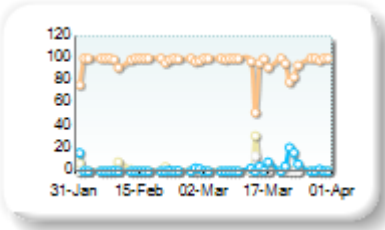
Best Prices Trend



25k EUR deal

Rank	Venue	Best Price (%)	Change
1	XMAD	94.88	-2.93
2	AQEU	2.95	+1.93
3	CEUX	1.39	+0.27
4	TQEX	0.60	+0.60
5	CHIX	0.00	+0.00
6	TRQX	0.00	+0.00
7	BATE	0.00	+0.00
8	AQXE	0.00	+0.00

Best Prices Trend

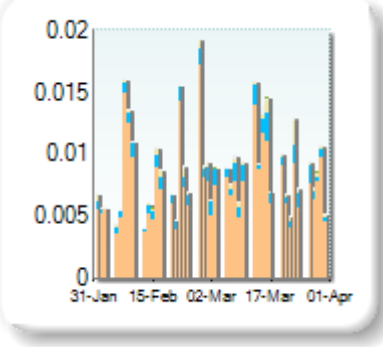


Best Price % measures how often each venue posts an absolute best price (no ties) for stocks. The result is averaged over the stocks in the index and is based on measurements of the order book every 5 seconds.

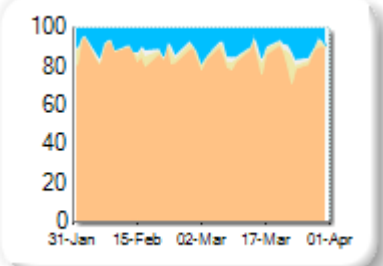
Market Share

Rank	Venue	Market Share	Change
1	XMAD	84.14%	-3.68
2	AQEU	10.63%	+1.85
3	CEUX	3.61%	+1.19
4	TQEX	1.60%	+0.64
5	BATE	0.02%	+0.00

Volume Trend



Market Share Trend



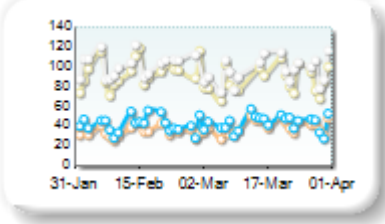
Market share is based on on-book value traded during continuous trading. The share is calculated by averaging over all stocks in the index. The current value shown is for last week and the change is relative to the previous week.

Spreads

At touch

Rank	Venue	Spread (bps)	Change
1	XMAD	38.83	+3.69
2	AQEU	43.29	+2.00
3	CEUX	94.19	-2.57
4	TQEX	103.42	-3.28

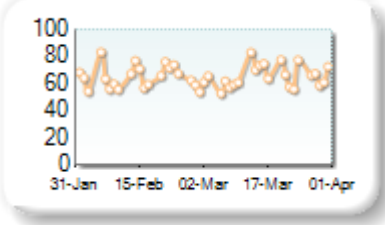
Monthly Spread Trend



25k EUR deal

Rank	Venue	Spread (bps)	Change
1	XMAD	64.84	-0.51

Monthly Spread Trend



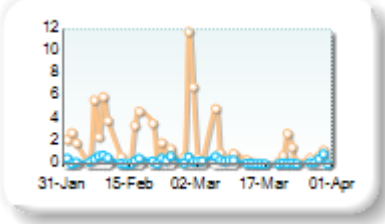
Spreads measure the bid to offer spread of the best visible orders in the book. The result is averaged over the stocks in the index and is based on measurements of the order books every 30 seconds. The value for the spread is quoted in basis points (0.01%).

Book Depths

10BPS Depth (top of book)

Rank	Venue	Depth (1K EUR)	Change
1	XMAD	1.2	-1.7
2	AQEU	0.2	-0.1
3	TQEX	0.0	0.0
4	CEUX	0.0	0.0

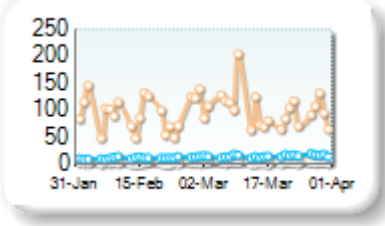
Monthly Depth Trend



50BPS Depth (deeper into book)

Rank	Venue	Depth (1K EUR)	Change
1	XMAD	101.5	+8.8
2	AQEU	15.1	+3.8
3	CEUX	5.1	+1.5
4	TQEX	3.3	+1.1

Monthly Depth Trend



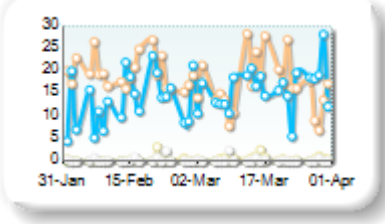
Market depth measures the amount of visible liquidity (bids and offers) in the order book within 10 or 50 BPS of mid price. The result is averaged over the stocks in the index and is based on measurements of the order book every 30 seconds. This is quoted in '000s of EUR.

Best Prices

At touch

Rank	Venue	Best Price (%)	Change
1	XMAD	17.06	-2.40
2	AQEU	16.30	+1.41
3	CEUX	0.54	+0.34
4	TQEX	0.21	-0.04
5	BATE	0.00	+0.00

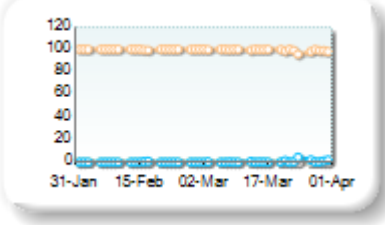
Best Prices Trend



25k EUR deal

Rank	Venue	Best Price (%)	Change
1	XMAD	99.29	-0.59
2	AQEU	0.61	+0.53
3	CEUX	0.06	+0.06
4	BATE	0.00	+0.00
5	TQEX	0.00	+0.00

Best Prices Trend

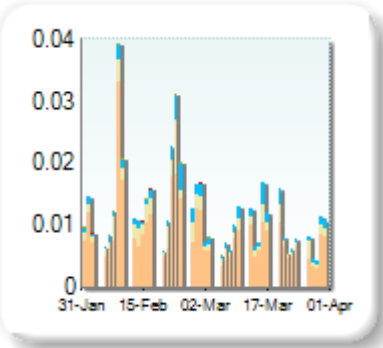


Best Price % measures how often each venue posts an absolute best price (no ties) for stocks. The result is averaged over the stocks in the index and is based on measurements of the order book every 5 seconds.

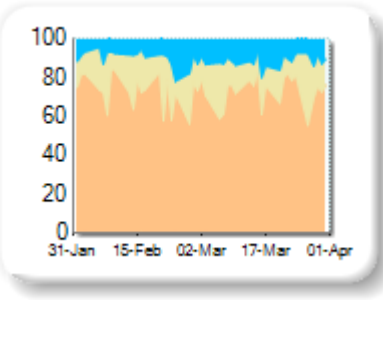
Market Share

Rank	Venue	Market Share	Change
1	XMAD	72.13%	-0.85
2	CEUX	15.16%	-1.52
3	AQEU	12.68%	+2.47
4	CHIX	0.02%	+0.01
5	BATE	0.01%	-0.10

Volume Trend



Market Share Trend



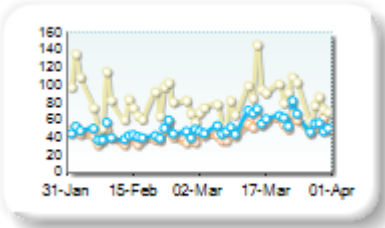
Market share is based on on-book value traded during continuous trading. The share is calculated by averaging over all stocks in the index. The current value shown is for last week and the change is relative to the previous week.

Spreads

At touch

Rank	Venue	Spread (bps)	Change
1	XMAD	51.09	+9.35
2	AQEU	57.07	+11.66
3	CEUX	83.17	+0.18

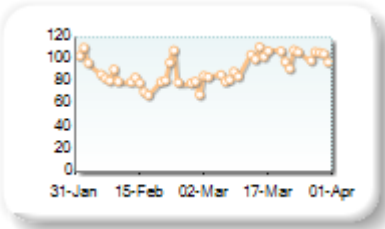
Monthly Spread Trend



25k EUR deal

Rank	Venue	Spread (bps)	Change
1	XMAD	96.09	+10.08

Monthly Spread Trend



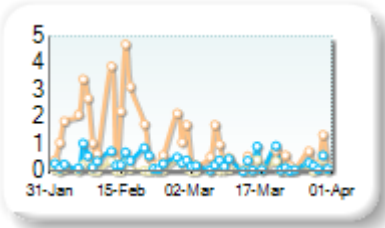
Spreads measure the bid to offer spread of the best visible orders in the book. The result is averaged over the stocks in the index and is based on measurements of the order books every 30 seconds. The value for the spread is quoted in basis points (0.01%).

Book Depths

10BPS Depth (top of book)

Rank	Venue	Depth (1K EUR)	Change
1	XMAD	0.5	-1.2
2	AQEU	0.3	-0.1
3	CEUX	0.1	0.0

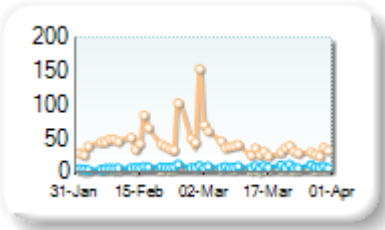
Monthly Depth Trend



50BPS Depth (deeper into book)

Rank	Venue	Depth (1K EUR)	Change
1	XMAD	40.9	-6.5
2	AQEU	7.7	+1.4
3	CEUX	4.5	+0.1

Monthly Depth Trend



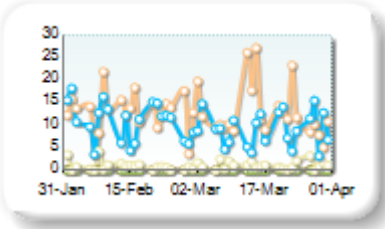
Market depth measures the amount of visible liquidity (bids and offers) in the order book within 10 or 50 BPS of mid price. The result is averaged over the stocks in the index and is based on measurements of the order book every 30 seconds. This is quoted in '000s of EUR.

Best Prices

At touch

Rank	Venue	Best Price (%)	Change
1	XMAD	12.98	+0.24
2	AQEU	9.00	-1.14
3	CEUX	1.09	+0.03
4	CHIX	0.00	+0.00
5	BATE	0.00	+0.00


Best Prices Trend



25k EUR deal

Rank	Venue	Best Price (%)	Change
1	XMAD	99.76	-0.07
2	AQEU	0.18	+0.15
3	CEUX	0.01	-0.04
4	CHIX	0.00	+0.00
5	BATE	0.00	+0.00

Best Prices Trend

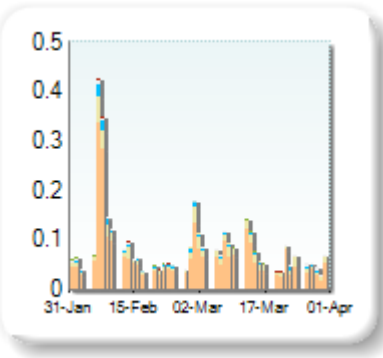


Best Price % measures how often each venue posts an absolute best price (no ties) for stocks. The result is averaged over the stocks in the index and is based on measurements of the order book every 5 seconds.

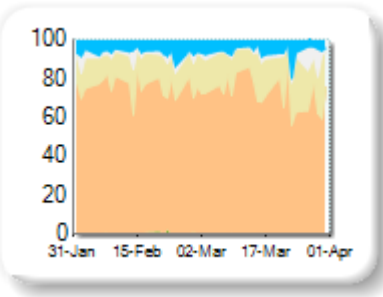
Market Share

Rank	Venue	Market Share	Change
1	XMAD	74.39%	-2.14
2	CEUX	17.15%	+3.27
3	AQEU	6.11%	-0.33
4	TQEX	2.22%	-0.49
5	BATE	0.07%	-0.26
6	TRQX	0.03%	-0.02
7	CHIX	0.02%	-0.04
8	AQXE	0.00%	+0.00

Volume Trend



Market Share Trend



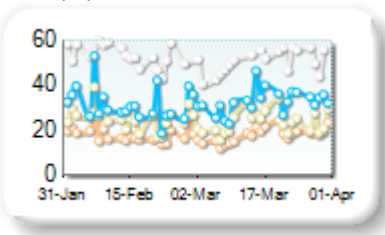
Market share is based on on-book value traded during continuous trading. The share is calculated by averaging over all stocks in the index. The current value shown is for last week and the change is relative to the previous week.

Spreads

At touch

Rank	Venue	Spread (bps)	Change
1	XMAD	17.98	-0.24
2	CEUX	23.74	-1.37
3	AQEU	32.77	+1.44
4	TQEX	53.40	-5.89

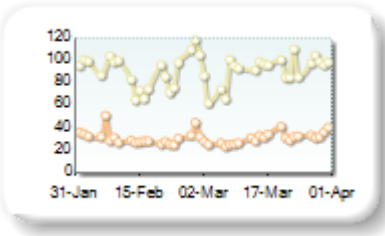
Monthly Spread Trend



25k EUR deal

Rank	Venue	Spread (bps)	Change
1	XMAD	31.22	-0.43
2	CEUX	93.26	+2.09
3	AQEU	450.76	+103.01

Monthly Spread Trend



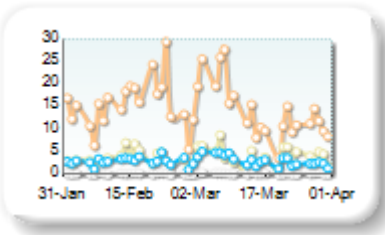
Spreads measure the bid to offer spread of the best visible orders in the book. The result is averaged over the stocks in the index and is based on measurements of the order books every 30 seconds. The value for the spread is quoted in basis points (0.01%).

Book Depths

10BPS Depth (top of book)

Rank	Venue	Depth (1K EUR)	Change
1	XMAD	14.1	-1.7
2	CEUX	4.1	+0.6
3	AQEU	3.0	+0.1
4	BATE	0.3	+0.0
5	TQEX	0.3	+0.0

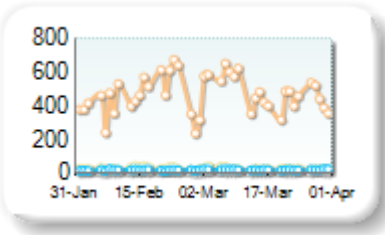
Monthly Depth Trend



50BPS Depth (deeper into book)

Rank	Venue	Depth (1K EUR)	Change
1	XMAD	474.5	+16.4
2	CEUX	28.7	-1.9
3	AQEU	21.2	+2.4
4	CHIX	10.7	+0.4
5	TQEX	9.5	+0.1
6	BATE	2.8	-1.1

Monthly Depth Trend



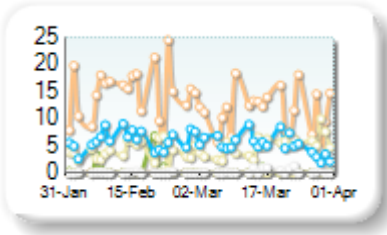
Market depth measures the amount of visible liquidity (bids and offers) in the order book within 10 or 50 BPS of mid price. The result is averaged over the stocks in the index and is based on measurements of the order book every 30 seconds. This is quoted in '000s of EUR.

Best Prices

At touch

Rank	Venue	Best Price (%)	Change
1	XMAD	11.56	-1.89
2	AQEU	5.28	-1.33
3	CEUX	5.03	+0.62
4	TQEX	0.32	+0.29
5	BATE	0.06	-0.49
6	CHIX	0.00	0.00
7	TRQX	0.00	+0.00
8	AQXE	0.00	+0.00

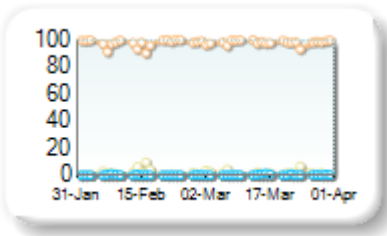
Best Prices Trend



25k EUR deal

Rank	Venue	Best Price (%)	Change
1	XMAD	98.04	+0.56
2	CEUX	1.61	-0.33
3	AQEU	0.28	+0.12
4	TQEX	0.01	-0.03
5	CHIX	0.00	+0.00
6	TRQX	0.00	+0.00
7	BATE	0.00	+0.00
8	AQXE	0.00	+0.00

Best Prices Trend

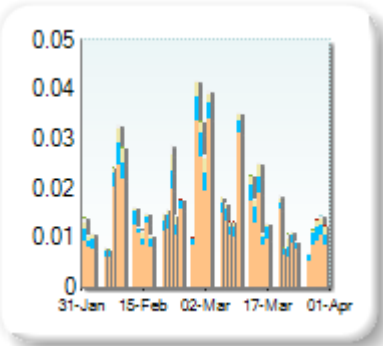


Best Price % measures how often each venue posts an absolute best price (no ties) for stocks. The result is averaged over the stocks in the index and is based on measurements of the order book every 5 seconds.

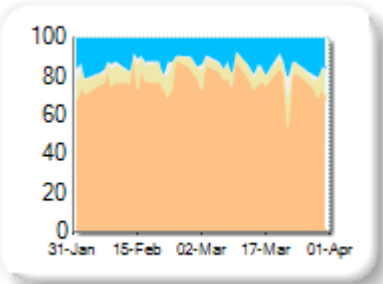
Market Share

Rank	Venue	Market Share	Change
1	XMAD	77.84%	+0.37
2	AQEU	13.18%	+0.73
3	CEUX	7.03%	-0.82
4	TQEX	1.81%	-0.33
5	BATE	0.09%	+0.00
6	TRQX	0.03%	+0.03
7	CHIX	0.02%	+0.01
8	AQXE	0.00%	+0.00

Volume Trend



Market Share Trend



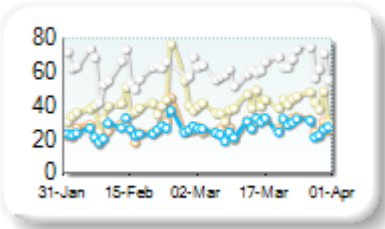
Market share is based on on-book value traded during continuous trading. The share is calculated by averaging over all stocks in the index. The current value shown is for last week and the change is relative to the previous week.

Spreads

At touch

Rank	Venue	Spread (bps)	Change
1	AQEU	26.93	+1.56
2	XMAD	27.68	+1.98
3	CEUX	40.59	+0.21
4	TQEX	62.66	+1.58

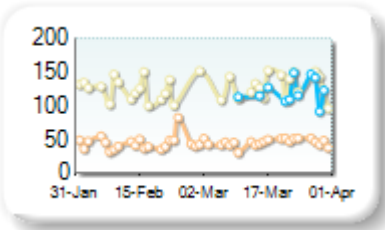
Monthly Spread Trend



25k EUR deal

Rank	Venue	Spread (bps)	Change
1	XMAD	45.69	+1.07
2	CEUX	144.01	+9.24
3	AQEU	156.23	-154.36

Monthly Spread Trend



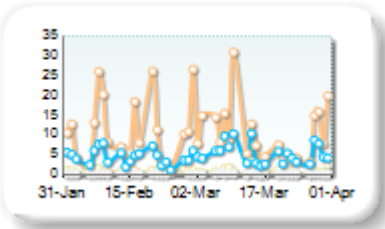
Spreads measure the bid to offer spread of the best visible orders in the book. The result is averaged over the stocks in the index and is based on measurements of the order books every 30 seconds. The value for the spread is quoted in basis points (0.01%).

Book Depths

10BPS Depth (top of book)

Rank	Venue	Depth (1K EUR)	Change
1	XMAD	10.6	+0.4
2	AQEU	5.3	+0.9
3	CEUX	0.7	+0.0
4	TQEX	0.1	+0.0

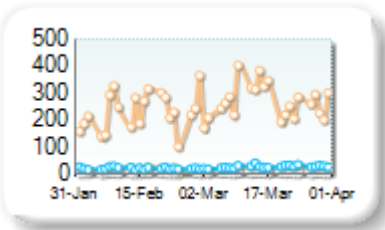
Monthly Depth Trend



50BPS Depth (deeper into book)

Rank	Venue	Depth (1K EUR)	Change
1	XMAD	272.9	+46.5
2	AQEU	27.5	+5.4
3	CEUX	19.5	-0.1
4	TQEX	6.3	+0.8

Monthly Depth Trend



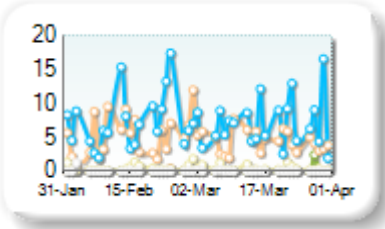
Market depth measures the amount of visible liquidity (bids and offers) in the order book within 10 or 50 BPS of mid price. The result is averaged over the stocks in the index and is based on measurements of the order book every 30 seconds. This is quoted in '000s of EUR.

Best Prices

At touch

Rank	Venue	Best Price (%)	Change
1	AQEU	7.12	-0.77
2	XMAD	4.70	+2.43
3	CEUX	0.41	-0.02
4	BATE	0.10	-0.02
5	TQEX	0.02	-0.05
6	CHIX	0.00	-0.02
7	TRQX	0.00	+0.00
8	AQXE	0.00	+0.00

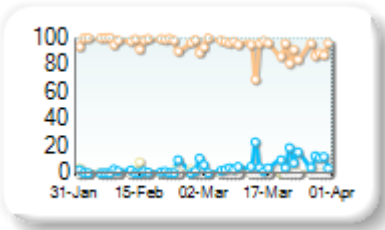
Best Prices Trend



25k EUR deal

Rank	Venue	Best Price (%)	Change
1	XMAD	91.79	-5.75
2	AQEU	7.45	+6.14
3	CEUX	0.22	-0.74
4	TQEX	0.13	+0.13
5	CHIX	0.00	+0.00
6	TRQX	0.00	+0.00
7	BATE	0.00	+0.00
8	AQXE	0.00	+0.00

Best Prices Trend

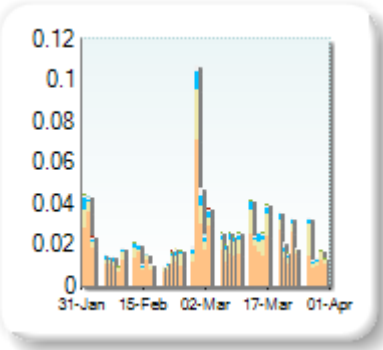


Best Price % measures how often each venue posts an absolute best price (no ties) for stocks. The result is averaged over the stocks in the index and is based on measurements of the order book every 5 seconds.

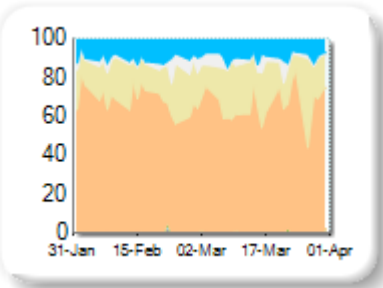
Market Share

Rank	Venue	Market Share	Change
1	XMAD	65.54%	-2.68
2	CEUX	20.88%	+2.37
3	AQEU	9.42%	-0.19
4	TQEX	3.88%	+0.62
5	BATE	0.26%	+0.05
6	TRQX	0.02%	-0.12
7	CHIX	0.01%	-0.04

Volume Trend



Market Share Trend



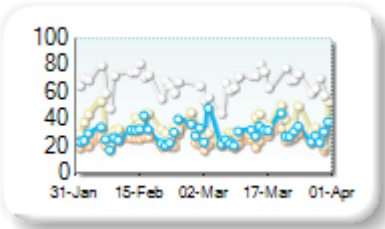
Market share is based on on-book value traded during continuous trading. The share is calculated by averaging over all stocks in the index. The current value shown is for last week and the change is relative to the previous week.

Spreads

At touch

Rank	Venue	Spread (bps)	Change
1	XMAD	24.30	+0.28
2	AQEU	29.89	+1.17
3	CEUX	34.02	-1.23
4	TQEX	68.30	-0.93

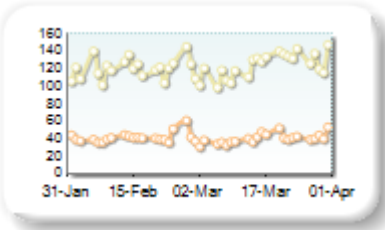
Monthly Spread Trend



25k EUR deal

Rank	Venue	Spread (bps)	Change
1	XMAD	40.76	-1.34
2	CEUX	124.04	+2.69

Monthly Spread Trend



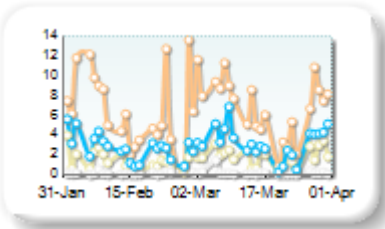
Spreads measure the bid to offer spread of the best visible orders in the book. The result is averaged over the stocks in the index and is based on measurements of the order books every 30 seconds. The value for the spread is quoted in basis points (0.01%).

Book Depths

10BPS Depth (top of book)

Rank	Venue	Depth (1K EUR)	Change
1	XMAD	6.8	+0.2
2	AQEU	3.2	+0.4
3	CEUX	1.7	+0.4
4	TQEX	0.2	+0.1

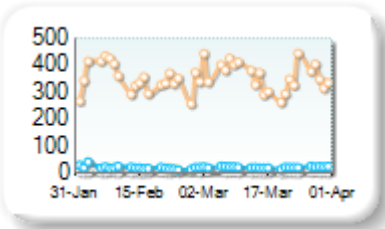
Monthly Depth Trend



50BPS Depth (deeper into book)

Rank	Venue	Depth (1K EUR)	Change
1	XMAD	358.3	+8.9
2	AQEU	22.0	+1.4
3	CEUX	15.9	-1.9
4	BATE	7.0	-0.8
5	TQEX	6.0	+0.8

Monthly Depth Trend



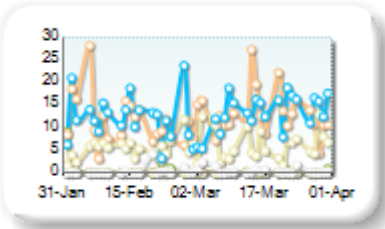
Market depth measures the amount of visible liquidity (bids and offers) in the order book within 10 or 50 BPS of mid price. The result is averaged over the stocks in the index and is based on measurements of the order book every 30 seconds. This is quoted in '000s of EUR.

Best Prices

At touch

Rank	Venue	Best Price (%)	Change
1	AQEU	13.10	-0.99
2	XMAD	12.99	+2.47
3	CEUX	6.11	-0.37
4	TQEX	0.44	+0.06
5	BATE	0.08	-0.59
6	CHIX	0.01	+0.00
7	TRQX	0.00	+0.00
8	AQXE	0.00	+0.00


Best Prices Trend



25k EUR deal

Rank	Venue	Best Price (%)	Change
1	XMAD	99.15	+0.79
2	AQEU	0.47	-0.32
3	CEUX	0.21	-0.49
4	TQEX	0.08	+0.08
5	CHIX	0.00	+0.00
6	TRQX	0.00	+0.00
7	BATE	0.00	+0.00
8	AQXE	0.00	+0.00

Best Prices Trend

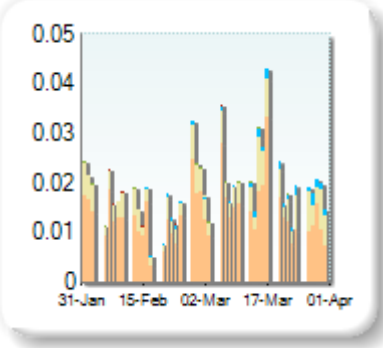


Best Price % measures how often each venue posts an absolute best price (no ties) for stocks. The result is averaged over the stocks in the index and is based on measurements of the order book every 5 seconds.

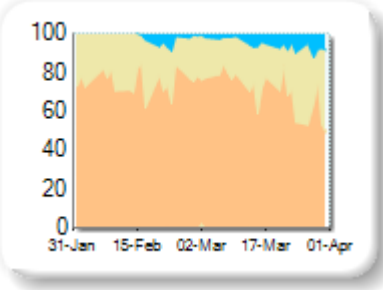
Market Share

Rank	Venue	Market Share	Change
1	XMAD	70.83%	-4.81
2	CEUX	23.85%	+1.01
3	AQEU	5.16%	+3.77
4	AQXE	0.10%	+0.10
5	BATE	0.05%	-0.02
6	CHIX	0.00%	-0.05

Volume Trend



Market Share Trend



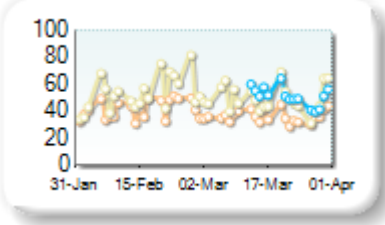
Market share is based on on-book value traded during continuous trading. The share is calculated by averaging over all stocks in the index. The current value shown is for last week and the change is relative to the previous week.

Spreads

At touch

Rank	Venue	Spread (bps)	Change
1	XMAD	36.05	-5.48
2	CEUX	49.56	-3.61
3	AQEU	50.96	n/a

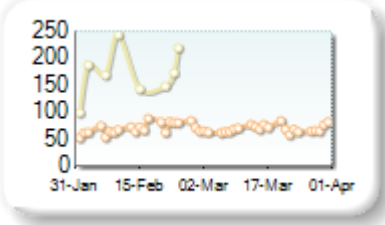
Monthly Spread Trend



25k EUR deal

Rank	Venue	Spread (bps)	Change
1	XMAD	68.94	-1.43

Monthly Spread Trend



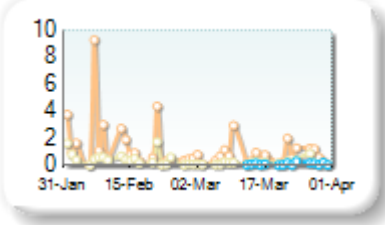
Spreads measure the bid to offer spread of the best visible orders in the book. The result is averaged over the stocks in the index and is based on measurements of the order books every 30 seconds. The value for the spread is quoted in basis points (0.01%).

Book Depths

10BPS Depth (top of book)

Rank	Venue	Depth (1K EUR)	Change
1	XMAD	0.8	-0.9
2	CEUX	0.2	-0.3
3	AQEU	0.1	+0.0

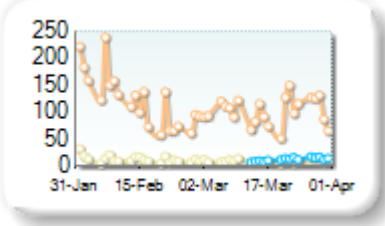
Monthly Depth Trend



50BPS Depth (deeper into book)

Rank	Venue	Depth (1K EUR)	Change
1	XMAD	101.5	-22.0
2	AQEU	9.2	+6.5
3	CEUX	9.2	-4.0

Monthly Depth Trend



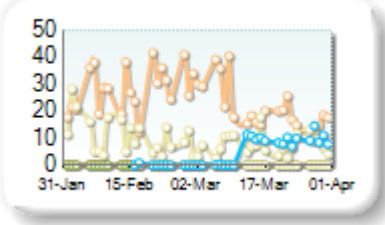
Market depth measures the amount of visible liquidity (bids and offers) in the order book within 10 or 50 BPS of mid price. The result is averaged over the stocks in the index and is based on measurements of the order book every 30 seconds. This is quoted in '000s of EUR.

Best Prices

At touch

Rank	Venue	Best Price (%)	Change
1	XMAD	21.97	+2.17
2	CEUX	7.46	-1.95
3	AQEU	6.35	+5.27
4	BATE	0.01	-0.01
5	CHIX	0.00	-0.01
6	AQXE	0.00	+0.00


Best Prices Trend



25k EUR deal

Rank	Venue	Best Price (%)	Change
1	XMAD	99.52	+0.84
2	AQEU	0.23	+0.23
3	CEUX	0.20	-1.07
4	CHIX	0.00	+0.00
5	BATE	0.00	+0.00
6	AQXE	0.00	+0.00

Best Prices Trend

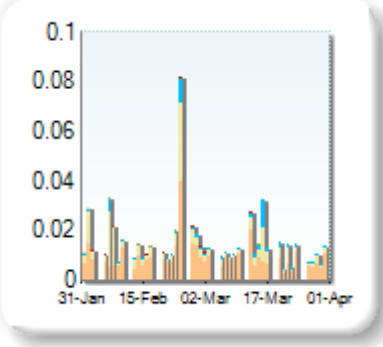


Best Price % measures how often each venue posts an absolute best price (no ties) for stocks. The result is averaged over the stocks in the index and is based on measurements of the order book every 5 seconds.

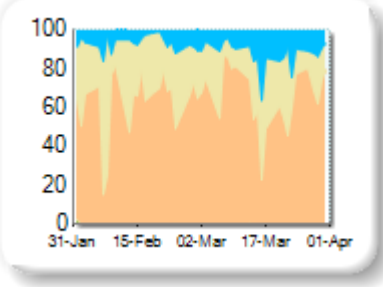
Market Share

Rank	Venue	Market Share	Change
1	XMAD	62.61%	+7.25
2	CEUX	23.36%	-12.45
3	AQEU	13.92%	+5.46
4	BATE	0.07%	-0.15
5	CHIX	0.05%	-0.04

Volume Trend



Market Share Trend



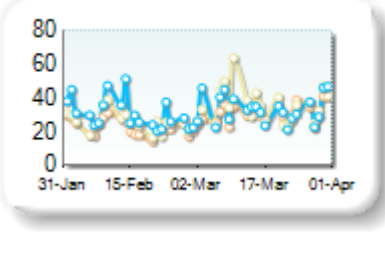
Market share is based on on-book value traded during continuous trading. The share is calculated by averaging over all stocks in the index. The current value shown is for last week and the change is relative to the previous week.

Spreads

At touch

Rank	Venue	Spread (bps)	Change
1	XMAD	30.26	+7.67
2	AQEU	32.57	+1.69
3	CEUX	34.77	+9.11

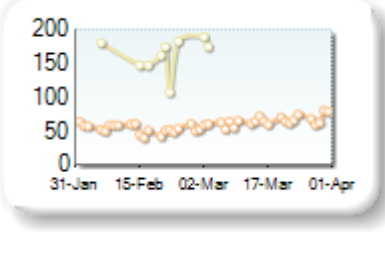
Monthly Spread Trend



25k EUR deal

Rank	Venue	Spread (bps)	Change
1	XMAD	64.14	+10.65
2	CEUX	293.74	+114.10

Monthly Spread Trend



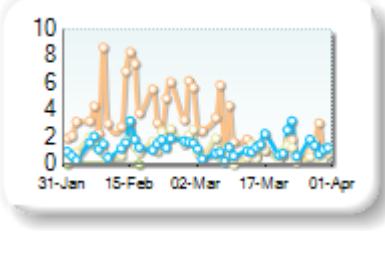
Spreads measure the bid to offer spread of the best visible orders in the book. The result is averaged over the stocks in the index and is based on measurements of the order books every 30 seconds. The value for the spread is quoted in basis points (0.01%).

Book Depths

10BPS Depth (top of book)

Rank	Venue	Depth (1K EUR)	Change
1	XMAD	2.0	-2.5
2	AQEU	1.2	-0.2
3	CEUX	0.9	-0.6
4	CHIX	0.0	+0.0

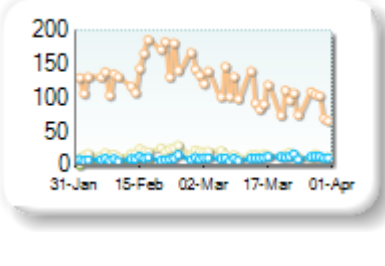
Monthly Depth Trend



50BPS Depth (deeper into book)

Rank	Venue	Depth (1K EUR)	Change
1	XMAD	104.4	-37.0
2	CEUX	14.9	-3.9
3	AQEU	10.8	+1.6
4	BATE	1.3	-0.5
5	CHIX	0.3	+0.0

Monthly Depth Trend



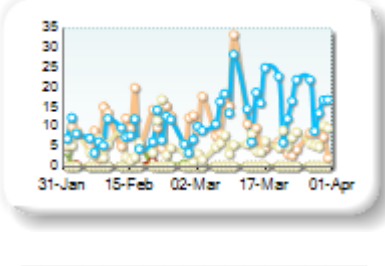
Market depth measures the amount of visible liquidity (bids and offers) in the order book within 10 or 50 BPS of mid price. The result is averaged over the stocks in the index and is based on measurements of the order book every 30 seconds. This is quoted in '000s of EUR.

Best Prices

At touch

Rank	Venue	Best Price (%)	Change
1	AQEU	15.28	+9.91
2	XMAD	9.25	+2.01
3	CEUX	5.78	+0.80
4	BATE	0.02	-0.51
5	CHIX	0.00	-0.08
6	AQXE	0.00	+0.00

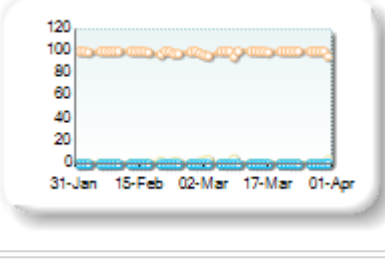
Best Prices Trend



25k EUR deal

Rank	Venue	Best Price (%)	Change
1	XMAD	99.09	-0.36
2	CEUX	0.84	+0.34
3	AQEU	0.03	+0.03
4	CHIX	0.00	+0.00
5	BATE	0.00	+0.00
6	AQXE	0.00	+0.00

Best Prices Trend

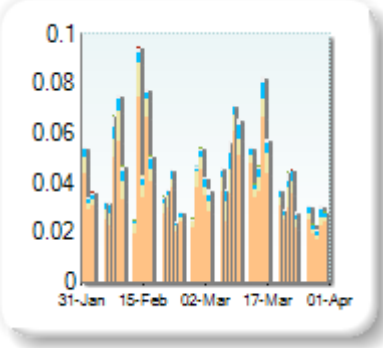


Best Price % measures how often each venue posts an absolute best price (no ties) for stocks. The result is averaged over the stocks in the index and is based on measurements of the order book every 5 seconds.

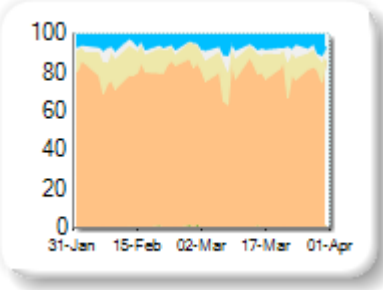
Market Share

Rank	Venue	Market Share	Change
1	XMAD	78.56%	-0.89
2	CEUX	10.80%	-0.84
3	AQEU	7.37%	+1.35
4	TQEX	3.03%	+0.42
5	BATE	0.22%	-0.02
6	CHIX	0.01%	+0.01

Volume Trend



Market Share Trend



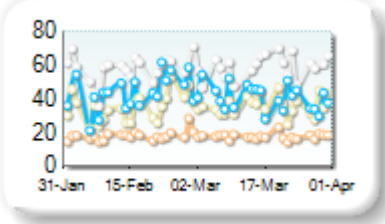
Market share is based on on-book value traded during continuous trading. The share is calculated by averaging over all stocks in the index. The current value shown is for last week and the change is relative to the previous week.

Spreads

At touch

Rank	Venue	Spread (bps)	Change
1	XMAD	17.77	-0.20
2	CEUX	35.86	+1.32
3	AQEU	40.69	-4.58
4	TQEX	61.14	+2.55

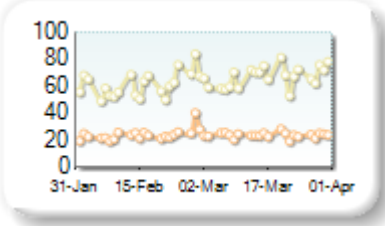
Monthly Spread Trend



25k EUR deal

Rank	Venue	Spread (bps)	Change
1	XMAD	23.96	+0.05
2	CEUX	66.99	+6.19
3	TQEX	140.65	+27.46

Monthly Spread Trend



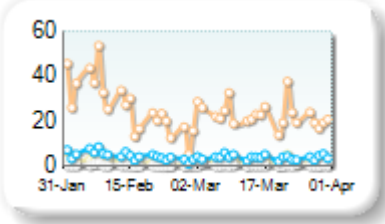
Spreads measure the bid to offer spread of the best visible orders in the book. The result is averaged over the stocks in the index and is based on measurements of the order books every 30 seconds. The value for the spread is quoted in basis points (0.01%).

Book Depths

10BPS Depth (top of book)

Rank	Venue	Depth (1K EUR)	Change
1	XMAD	22.5	-4.7
2	AQEU	3.9	-0.8
3	CEUX	1.5	-0.5
4	TQEX	0.3	+0.0

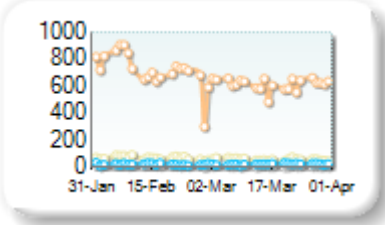
Monthly Depth Trend



50BPS Depth (deeper into book)

Rank	Venue	Depth (1K EUR)	Change
1	XMAD	612.5	-111.8
2	CEUX	59.1	-12.1
3	AQEU	23.0	+2.2
4	TQEX	12.0	-3.0
5	BATE	4.5	-2.2

Monthly Depth Trend



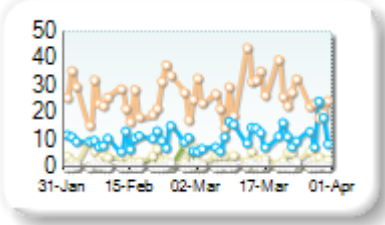
Market depth measures the amount of visible liquidity (bids and offers) in the order book within 10 or 50 BPS of mid price. The result is averaged over the stocks in the index and is based on measurements of the order book every 30 seconds. This is quoted in '000s of EUR.

Best Prices

At touch

Rank	Venue	Best Price (%)	Change
1	XMAD	26.77	+6.09
2	AQEU	11.23	-0.20
3	CEUX	3.36	-1.13
4	TQEX	0.46	+0.16
5	BATE	0.33	-0.47
6	CHIX	0.00	+0.00
7	TRQX	0.00	+0.00
8	AQXE	0.00	+0.00


Best Prices Trend



25k EUR deal

Rank	Venue	Best Price (%)	Change
1	XMAD	99.24	+0.79
2	CEUX	0.47	-0.06
3	AQEU	0.23	-0.74
4	TQEX	0.01	+0.01
5	CHIX	0.00	+0.00
6	TRQX	0.00	+0.00
7	BATE	0.00	+0.00
8	AQXE	0.00	+0.00

Best Prices Trend

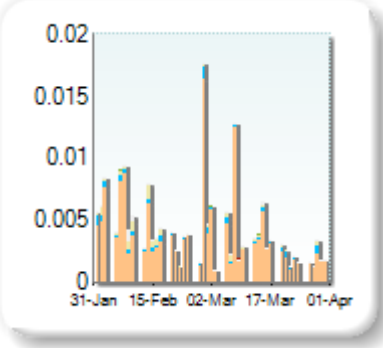


Best Price % measures how often each venue posts an absolute best price (no ties) for stocks. The result is averaged over the stocks in the index and is based on measurements of the order book every 5 seconds.

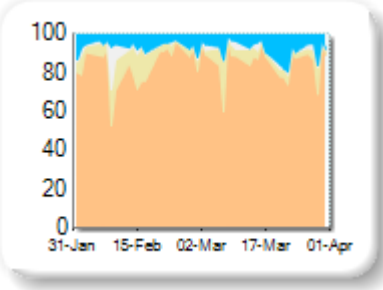
Market Share

Rank	Venue	Market Share	Change
1	XMAD	86.80%	+2.28
2	AQEU	7.08%	+0.93
3	CEUX	4.79%	-2.43
4	TQEX	1.29%	-0.80
5	BATE	0.03%	+0.02
6	CHIX	0.01%	+0.01

Volume Trend



Market Share Trend



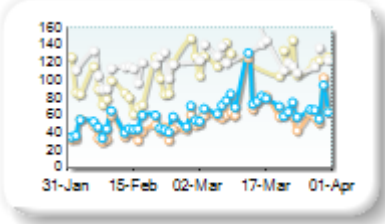
Market share is based on on-book value traded during continuous trading. The share is calculated by averaging over all stocks in the index. The current value shown is for last week and the change is relative to the previous week.

Spreads

At touch

Rank	Venue	Spread (bps)	Change
1	XMAD	66.10	+24.08
2	AQEU	72.25	+23.40
3	CEUX	137.18	+38.65
4	TQEX	149.68	+25.63

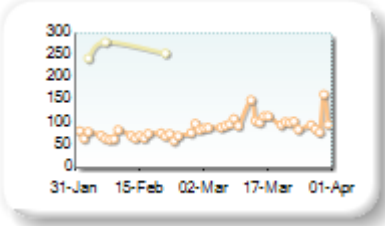
Monthly Spread Trend



25k EUR deal

Rank	Venue	Spread (bps)	Change
1	XMAD	102.16	+28.65
2	CEUX	324.97	+65.92

Monthly Spread Trend



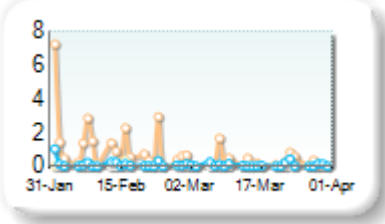
Spreads measure the bid to offer spread of the best visible orders in the book. The result is averaged over the stocks in the index and is based on measurements of the order books every 30 seconds. The value for the spread is quoted in basis points (0.01%).

Book Depths

10BPS Depth (top of book)

Rank	Venue	Depth (1K EUR)	Change
1	XMAD	0.4	-1.0
2	AQEU	0.1	-0.1
3	CEUX	0.1	0.0
4	TQEX	0.0	+0.0

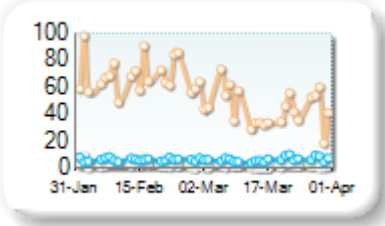
Monthly Depth Trend



50BPS Depth (deeper into book)

Rank	Venue	Depth (1K EUR)	Change
1	XMAD	45.0	-23.5
2	AQEU	6.6	+0.2
3	CEUX	1.8	-2.5
4	TQEX	1.3	-1.3

Monthly Depth Trend



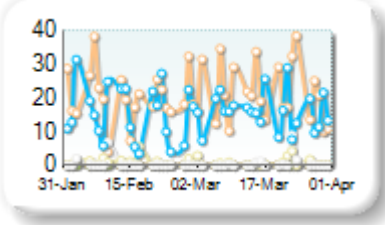
Market depth measures the amount of visible liquidity (bids and offers) in the order book within 10 or 50 BPS of mid price. The result is averaged over the stocks in the index and is based on measurements of the order book every 30 seconds. This is quoted in '000s of EUR.

Best Prices

At touch

Rank	Venue	Best Price (%)	Change
1	XMAD	21.45	+6.88
2	AQEU	15.94	+2.04
3	CEUX	0.70	-0.14
4	TQEX	0.59	+0.36
5	CHIX	0.00	+0.00
6	BATE	0.00	+0.00

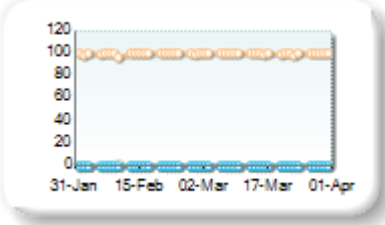
Best Prices Trend



25k EUR deal

Rank	Venue	Best Price (%)	Change
1	XMAD	99.78	+0.18
2	CEUX	0.04	-0.09
3	AQEU	0.01	+0.01
4	CHIX	0.00	+0.00
5	BATE	0.00	+0.00
6	TQEX	0.00	-0.09

Best Prices Trend

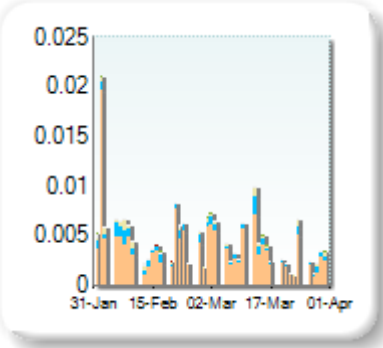


Best Price % measures how often each venue posts an absolute best price (no ties) for stocks. The result is averaged over the stocks in the index and is based on measurements of the order book every 5 seconds.

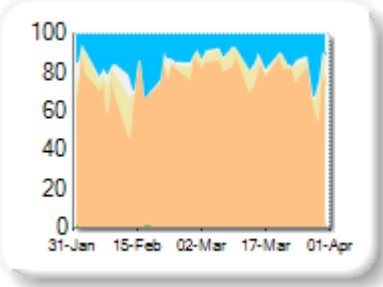
Market Share

Rank	Venue	Market Share	Change
1	XMAD	79.98%	+0.94
2	AQEU	11.73%	-1.78
3	CEUX	6.58%	+1.69
4	TQEX	1.50%	-0.87
5	BATE	0.21%	+0.02

Volume Trend



Market Share Trend



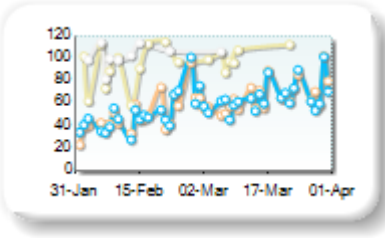
Market share is based on on-book value traded during continuous trading. The share is calculated by averaging over all stocks in the index. The current value shown is for last week and the change is relative to the previous week.

Spreads

At touch

Rank	Venue	Spread (bps)	Change
1	AQEU	65.82	+15.90
2	XMAD	66.20	+16.65
3	CEUX	140.17	+18.12
4	TQEX	161.86	+33.61

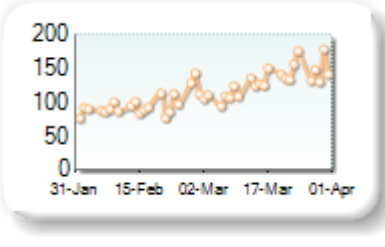
Monthly Spread Trend



25k EUR deal

Rank	Venue	Spread (bps)	Change
1	XMAD	130.01	+34.03

Monthly Spread Trend



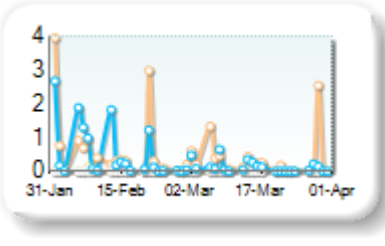
Spreads measure the bid to offer spread of the best visible orders in the book. The result is averaged over the stocks in the index and is based on measurements of the order books every 30 seconds. The value for the spread is quoted in basis points (0.01%).

Book Depths

10BPS Depth (top of book)

Rank	Venue	Depth (1K EUR)	Change
1	XMAD	0.4	-0.3
2	AQEU	0.2	-0.4
3	TQEX	0.0	+0.0
4	CEUX	0.0	0.0

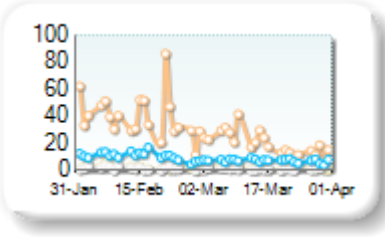
Monthly Depth Trend



50BPS Depth (deeper into book)

Rank	Venue	Depth (1K EUR)	Change
1	XMAD	20.2	-19.7
2	AQEU	7.2	-3.6
3	CEUX	1.6	-0.4
4	TQEX	0.8	-0.7

Monthly Depth Trend



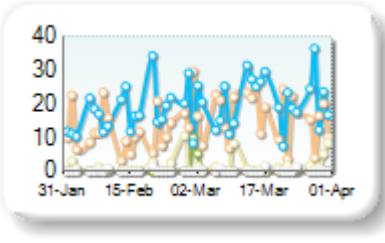
Market depth measures the amount of visible liquidity (bids and offers) in the order book within 10 or 50 BPS of mid price. The result is averaged over the stocks in the index and is based on measurements of the order book every 30 seconds. This is quoted in '000s of EUR.

Best Prices

At touch

Rank	Venue	Best Price (%)	Change
1	AQEU	20.41	-2.42
2	XMAD	16.66	+10.42
3	CEUX	1.53	+0.35
4	BATE	0.66	-0.01
5	TQEX	0.22	-0.14
6	CHIX	0.00	+0.00

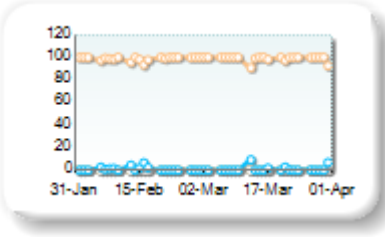
Best Prices Trend



25k EUR deal

Rank	Venue	Best Price (%)	Change
1	XMAD	98.96	+0.14
2	AQEU	0.92	-0.15
3	CHIX	0.00	+0.00
4	BATE	0.00	+0.00
5	CEUX	0.00	+0.00
6	TQEX	0.00	+0.00

Best Prices Trend

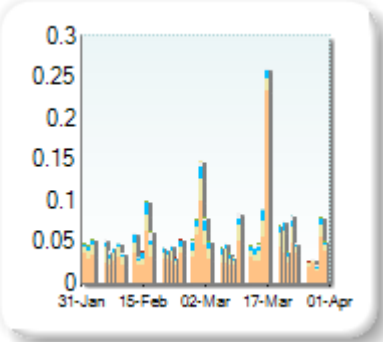


Best Price % measures how often each venue posts an absolute best price (no ties) for stocks. The result is averaged over the stocks in the index and is based on measurements of the order book every 5 seconds.

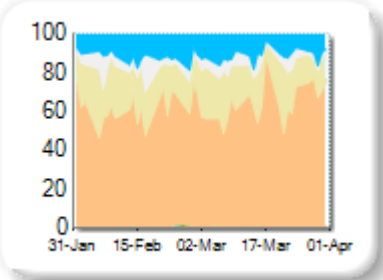
Market Share

Rank	Venue	Market Share	Change
1	XMAD	66.77%	+5.16
2	CEUX	18.51%	-1.79
3	AQEU	10.06%	-1.78
4	TQEX	4.39%	-1.40
5	BATE	0.23%	-0.05
6	TRQX	0.02%	-0.14
7	CHIX	0.01%	-0.01
8	AQXE	0.00%	+0.00

Volume Trend



Market Share Trend



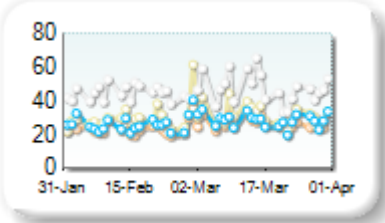
Market share is based on on-book value traded during continuous trading. The share is calculated by averaging over all stocks in the index. The current value shown is for last week and the change is relative to the previous week.

Spreads

At touch

Rank	Venue	Spread (bps)	Change
1	XMAD	26.98	+4.07
2	AQEU	28.89	+3.51
3	CEUX	32.62	+4.17
4	TQEX	47.34	+2.84
5	BATE	145.38	n/a

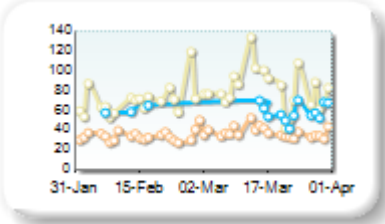
Monthly Spread Trend



25k EUR deal

Rank	Venue	Spread (bps)	Change
1	XMAD	37.85	+4.81
2	AQEU	58.11	-1.99
3	CEUX	96.03	+10.78

Monthly Spread Trend



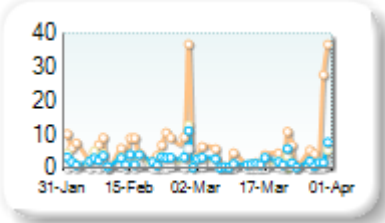
Spreads measure the bid to offer spread of the best visible orders in the book. The result is averaged over the stocks in the index and is based on measurements of the order books every 30 seconds. The value for the spread is quoted in basis points (0.01%).

Book Depths

10BPS Depth (top of book)

Rank	Venue	Depth (1K EUR)	Change
1	XMAD	5.7	-2.1
2	AQEU	1.9	-1.0
3	BATE	1.4	+0.2
4	CEUX	1.2	-1.5
5	TQEX	0.3	-0.3

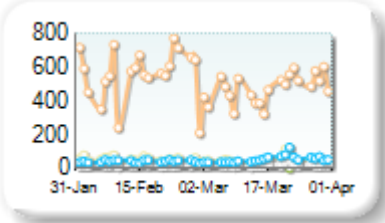
Monthly Depth Trend



50BPS Depth (deeper into book)

Rank	Venue	Depth (1K EUR)	Change
1	XMAD	460.3	-115.8
2	AQEU	52.3	+10.9
3	CEUX	48.2	-6.5
4	TQEX	18.1	+0.9
5	BATE	5.7	-0.8

Monthly Depth Trend



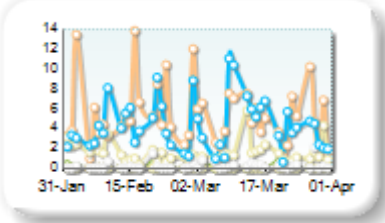
Market depth measures the amount of visible liquidity (bids and offers) in the order book within 10 or 50 BPS of mid price. The result is averaged over the stocks in the index and is based on measurements of the order book every 30 seconds. This is quoted in '000s of EUR.

Best Prices

At touch

Rank	Venue	Best Price (%)	Change
1	XMAD	5.16	-1.87
2	AQEU	4.65	-0.11
3	CEUX	1.59	+0.09
4	TQEX	0.31	+0.35
5	BATE	0.08	+0.06
6	CHIX	0.00	+0.00
7	TRQX	0.00	+0.00
8	AQXE	0.00	+0.00

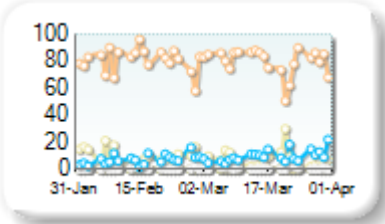
Best Prices Trend



25k EUR deal

Rank	Venue	Best Price (%)	Change
1	XMAD	79.73	-0.69
2	AQEU	9.80	+2.75
3	CEUX	7.32	-2.52
4	TQEX	0.60	+0.07
5	BATE	0.02	+0.02
6	CHIX	0.00	+0.00
7	TRQX	0.00	+0.00
8	AQXE	0.00	+0.00

Best Prices Trend

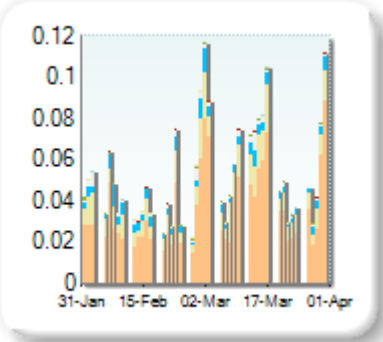


Best Price % measures how often each venue posts an absolute best price (no ties) for stocks. The result is averaged over the stocks in the index and is based on measurements of the order book every 5 seconds.

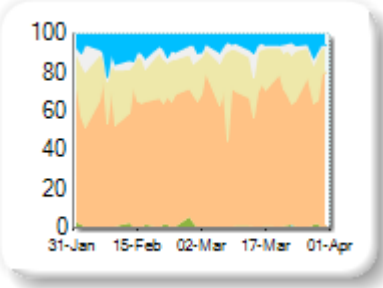
Market Share

Rank	Venue	Market Share	Change
1	XMAD	69.33%	+6.19
2	CEUX	19.69%	-0.79
3	AQEU	6.83%	-3.46
4	TQEX	3.47%	-1.44
5	BATE	0.50%	-0.51
6	TRQX	0.13%	+0.02
7	CHIX	0.04%	-0.01
8	AQXE	0.01%	0.00

Volume Trend



Market Share Trend



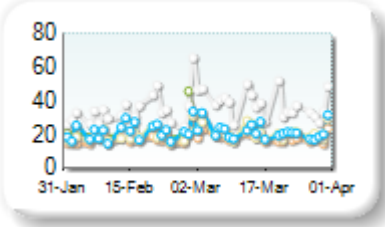
Market share is based on on-book value traded during continuous trading. The share is calculated by averaging over all stocks in the index. The current value shown is for last week and the change is relative to the previous week.

Spreads

At touch

Rank	Venue	Spread (bps)	Change
1	XMAD	18.65	+1.76
2	CEUX	21.38	+2.28
3	AQEU	22.25	+1.03
4	TQEX	38.97	+6.44
5	BATE	473.85	+445.28

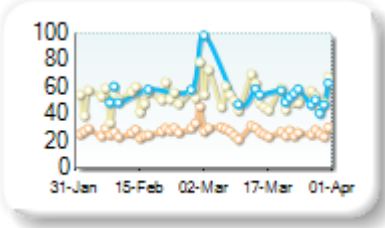
Monthly Spread Trend



25k EUR deal

Rank	Venue	Spread (bps)	Change
1	XMAD	27.66	+0.53
2	CEUX	54.44	+2.19
3	AQEU	59.05	+4.36

Monthly Spread Trend



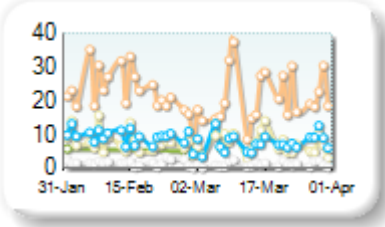
Spreads measure the bid to offer spread of the best visible orders in the book. The result is averaged over the stocks in the index and is based on measurements of the order books every 30 seconds. The value for the spread is quoted in basis points (0.01%).

Book Depths

10BPS Depth (top of book)

Rank	Venue	Depth (1K EUR)	Change
1	XMAD	20.5	-2.8
2	AQEU	7.4	-2.0
3	CEUX	6.9	-1.0
4	TQEX	1.2	-0.5
5	BATE	1.1	-1.0

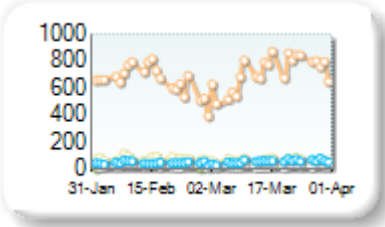
Monthly Depth Trend



50BPS Depth (deeper into book)

Rank	Venue	Depth (1K EUR)	Change
1	XMAD	704.0	+36.0
2	CEUX	67.6	-10.5
3	AQEU	56.8	+8.7
4	TQEX	22.6	-4.1
5	BATE	2.4	-2.6
6	CHIX	0.0	-0.1

Monthly Depth Trend



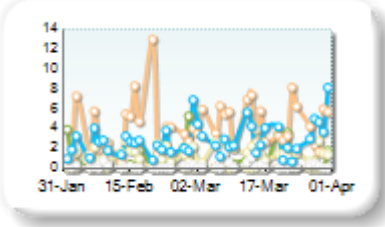
Market depth measures the amount of visible liquidity (bids and offers) in the order book within 10 or 50 BPS of mid price. The result is averaged over the stocks in the index and is based on measurements of the order book every 30 seconds. This is quoted in '000s of EUR.

Best Prices

At touch

Rank	Venue	Best Price (%)	Change
1	XMAD	4.58	+0.24
2	AQEU	3.35	+1.03
3	CEUX	1.64	+0.51
4	BATE	0.53	-0.03
5	TQEX	0.26	+0.13
6	CHIX	0.00	+0.00
7	TRQX	0.00	+0.00
8	AQXE	0.00	+0.00

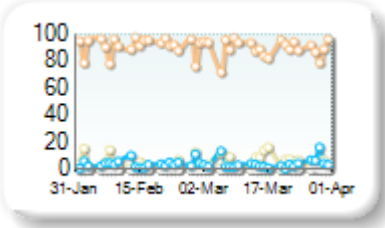
Best Prices Trend



25k EUR deal

Rank	Venue	Best Price (%)	Change
1	XMAD	89.58	-1.38
2	CEUX	5.81	+1.24
3	AQEU	4.14	+0.06
4	TQEX	0.11	+0.08
5	BATE	0.01	+0.01
6	CHIX	0.00	+0.00
7	TRQX	0.00	+0.00
8	AQXE	0.00	+0.00

Best Prices Trend



Best Price % measures how often each venue posts an absolute best price (no ties) for stocks. The result is averaged over the stocks in the index and is based on measurements of the order book every 5 seconds.