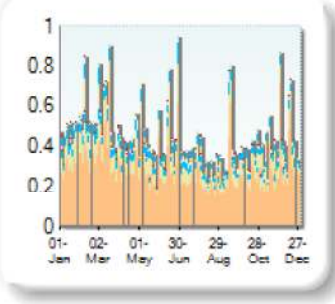


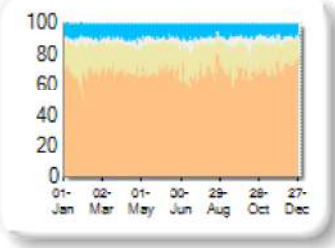
Market Share

Rank	Venue	Market Share	Change
1	XMAD	69.53%	+0.00
2	CEUX	17.87%	+0.00
3	AQEU	8.40%	+0.00
4	TQEX	3.86%	+0.00
5	BATE	0.22%	+0.00
6	TRQX	0.06%	+0.00
7	CHIX	0.05%	+0.00
8	AQXE	0.01%	+0.00

Volume Trend



Market Share Trend




Market share is based on on-book value traded during continuous trading. The share is calculated by averaging over all stocks in the index. The current value shown is for last week and the change is relative to the previous week.

Spreads

At touch

Rank	Venue	Spread (bps)	Change
1	XMAD	25.30	+0.00
2	CEUX	31.74	+0.00
3	AQEU	32.48	+0.00
4	TQEX	52.65	+0.00
5	BATE	220.48	+0.00

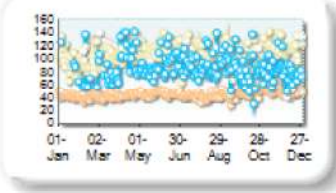
Monthly Spread Trend



25k EUR deal

Rank	Venue	Spread (bps)	Change
1	XMAD	44.88	+0.00
2	AQEU	100.46	+0.00
3	CEUX	108.50	+0.00
4	TQEX	125.22	+0.00

Monthly Spread Trend



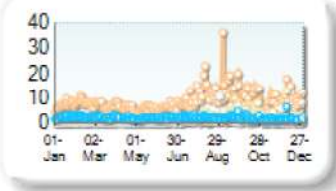
Spreads measure the bid to offer spread of the best visible orders in the book. The result is averaged over the stocks in the index and is based on measurements of the order books every 30 seconds. The value for the spread is quoted in basis points (0.01%).

Book Depths

10BPS Depth (top of book)

Rank	Venue	Depth (1K EUR)	Change
1	XMAD	8.5	+0.0
2	CEUX	2.2	+0.0
3	AQEU	2.2	+0.0
4	BATE	1.2	+0.0
5	TQEX	0.6	+0.0
6	CHIX	0.6	+0.0

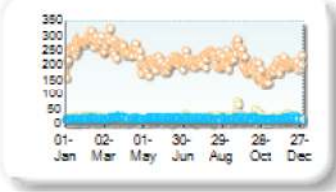
Monthly Depth Trend



50BPS Depth (deeper into book)

Rank	Venue	Depth (1K EUR)	Change
1	XMAD	225.7	+0.0
2	CEUX	22.2	+0.0
3	AQEU	18.7	+0.0
4	TQEX	8.8	+0.0
5	BATE	4.5	+0.0
6	CHIX	2.1	+0.0

Monthly Depth Trend



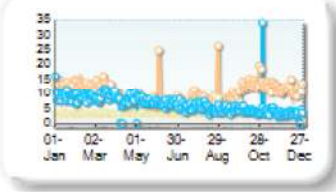
Market depth measures the amount of visible liquidity (bids and offers) in the order book within 10 or 50 BPS of mid price. The result is averaged over the stocks in the index and is based on measurements of the order book every 30 seconds. This is quoted in '000s of EUR.

Best Prices

At touch

Rank	Venue	Best Price (%)	Change
1	XMAD	10.32	+0.70
2	AQEU	6.41	-0.43
3	CEUX	2.64	+0.07
4	TQEX	0.24	0.00
5	BATE	0.11	-0.01
6	CHIX	0.00	0.00
7	TRQX	0.00	+0.00
8	AQXE	0.00	+0.00

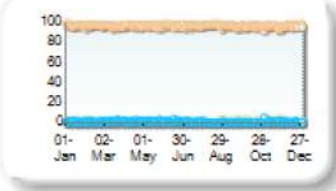
Best Prices Trend



25k EUR deal

Rank	Venue	Best Price (%)	Change
1	XMAD	96.69	+0.00
2	CEUX	1.48	+0.00
3	AQEU	1.28	+0.00
4	TQEX	0.10	+0.00
5	BATE	0.00	+0.00
6	CHIX	0.00	+0.00
7	TRQX	0.00	+0.00
8	AQXE	0.00	+0.00

Best Prices Trend

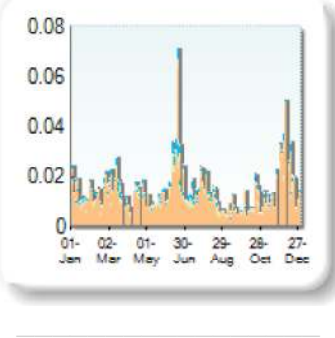


Best Price % measures how often each venue posts an absolute best price (no ties) for stocks. The result is averaged over the stocks in the index and is based on measurements of the order book every 5 seconds.

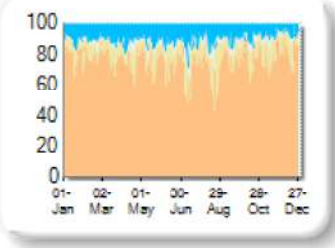
Market Share

Rank	Venue	Market Share	Change
1	XMAD	78.96%	+0.00
2	CEUX	9.83%	+0.00
3	AQEU	8.75%	+0.00
4	TQEX	2.38%	+0.00
5	BATE	0.08%	+0.00
6	TRQX	0.00%	+0.00
7	AQXE	0.00%	+0.00
8	CHIX	0.00%	+0.00

Volume Trend



Market Share Trend



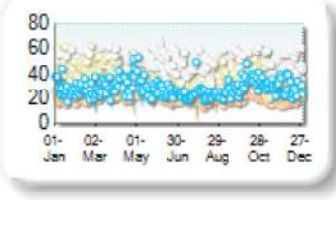
Market share is based on on-book value traded during continuous trading. The share is calculated by averaging over all stocks in the index. The current value shown is for last week and the change is relative to the previous week.

Spreads

At touch

Rank	Venue	Spread (bps)	Change
1	XMAD	21.10	+0.00
2	AQEU	28.18	+0.00
3	CEUX	39.84	+0.00
4	TQEX	63.58	+0.00

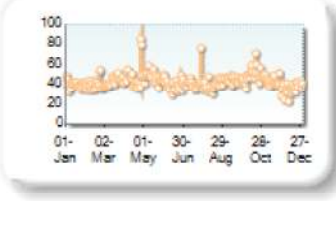
Monthly Spread Trend



25k EUR deal

Rank	Venue	Spread (bps)	Change
1	XMAD	42.89	+0.00
2	CEUX	193.02	+0.00

Monthly Spread Trend




Spreads measure the bid to offer spread of the best visible orders in the book. The result is averaged over the stocks in the index and is based on measurements of the order books every 30 seconds. The value for the spread is quoted in basis points (0.01%).

Book Depths

10BPS Depth (top of book)

Rank	Venue	Depth (1K EUR)	Change
1	XMAD	7.3	+0.0
2	AQEU	2.1	+0.0
3	CEUX	0.6	+0.0
4	TQEX	0.1	+0.0
5	BATE	0.1	+0.0

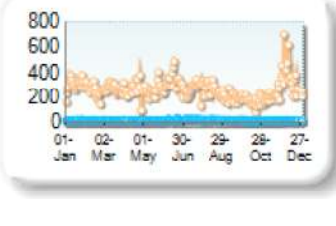
Monthly Depth Trend



50BPS Depth (deeper into book)

Rank	Venue	Depth (1K EUR)	Change
1	XMAD	262.0	+0.0
2	AQEU	17.8	+0.0
3	CHIX	15.1	+0.0
4	CEUX	10.1	+0.0
5	TQEX	6.0	+0.0
6	BATE	4.7	+0.0

Monthly Depth Trend



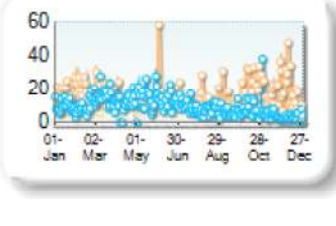
Market depth measures the amount of visible liquidity (bids and offers) in the order book within 10 or 50 BPS of order price. The result is averaged over the stocks in the index and is based on measurements of the order book every 30 seconds. This is quoted in '000s of EUR.

Best Prices

At touch

Rank	Venue	Best Price (%)	Change
1	XMAD	14.30	-1.11
2	AQEU	9.25	-1.19
3	CEUX	2.14	+0.12
4	TQEX	0.34	-0.10
5	BATE	0.07	0.00
6	CHIX	0.00	+0.00
7	TRQX	0.00	+0.00
8	AQXE	0.00	+0.00

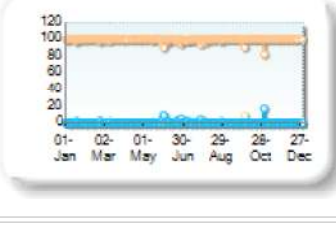
Best Prices Trend



25k EUR deal

Rank	Venue	Best Price (%)	Change
1	XMAD	99.55	+0.00
2	AQEU	0.33	+0.00
3	CEUX	0.06	+0.00
4	TQEX	0.00	+0.00
5	CHIX	0.00	+0.00
6	TRQX	0.00	+0.00
7	BATE	0.00	+0.00
8	AQXE	0.00	+0.00

Best Prices Trend

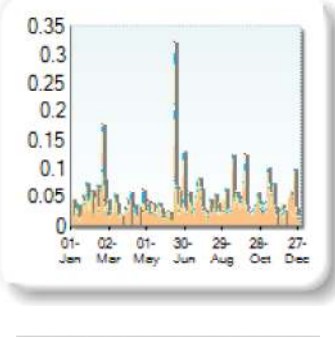


Best Price % measures how often each venue posts an absolute best price (no ties) for the stocks. The result is averaged over the stocks in the index and is based on measurements of the order book every 5 seconds.

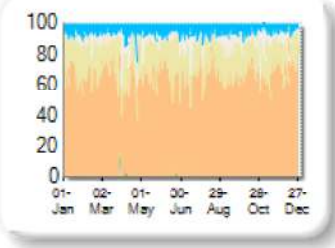
Market Share

Rank	Venue	Market Share	Change
1	XMAD	67.30%	+0.00
2	CEUX	20.58%	+0.00
3	AQEU	6.39%	+0.00
4	TQEX	5.16%	+0.00
5	BATE	0.34%	+0.00
6	TRQX	0.17%	+0.00
7	AQXE	0.04%	+0.00
8	CHIX	0.02%	+0.00

Volume Trend



Market Share Trend



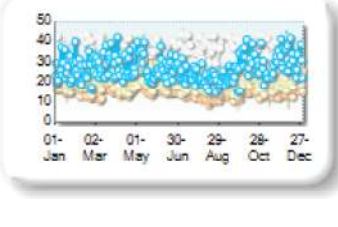
Market share is based on on-book value traded during continuous trading. The share is calculated by averaging over all stocks in the index. The current value shown is for last week and the change is relative to the previous week.

Spreads

At touch

Rank	Venue	Spread (bps)	Change
1	XMAD	15.86	+0.00
2	CEUX	21.01	+0.00
3	AQEU	27.86	+0.00
4	TQEX	46.98	+0.00
5	BATE	151.98	+0.00

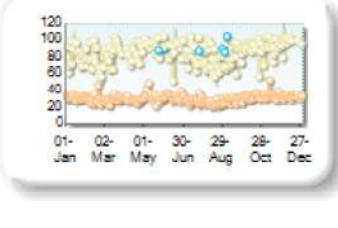
Monthly Spread Trend



25k EUR deal

Rank	Venue	Spread (bps)	Change
1	XMAD	30.56	+0.00
2	CEUX	92.29	+0.00
3	AQEU	152.61	+0.00

Monthly Spread Trend



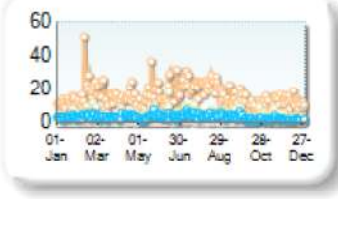
Spreads measure the bid to offer spread of the best visible orders in the book. The result is averaged over the stocks in the index and is based on measurements of the order books every 30 seconds. The value for the spread is quoted in basis points (0.01%).

Book Depths

10BPS Depth (top of book)

Rank	Venue	Depth (1K EUR)	Change
1	XMAD	15.1	+0.0
2	CEUX	4.1	+0.0
3	AQEU	3.2	+0.0
4	BATE	0.9	+0.0
5	TQEX	0.5	+0.0

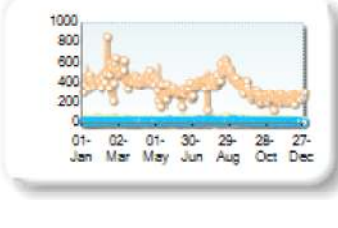
Monthly Depth Trend



50BPS Depth (deeper into book)

Rank	Venue	Depth (1K EUR)	Change
1	XMAD	376.6	+0.0
2	CEUX	34.2	+0.0
3	AQEU	21.8	+0.0
4	TQEX	8.9	+0.0
5	BATE	4.5	+0.0

Monthly Depth Trend



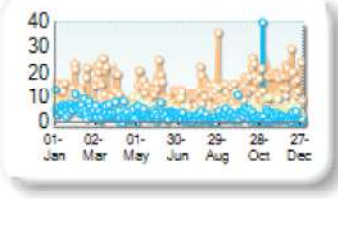
Market depth measures the amount of visible liquidity (bids and offers) in the order book within 10 or 50 BPS of mid price. The result is averaged over the stocks in the index and is based on measurements of the order book every 30 seconds. This is quoted in '000s of EUR.

Best Prices

At touch

Rank	Venue	Best Price (%)	Change
1	XMAD	11.81	+0.83
2	CEUX	3.83	+0.16
3	AQEU	3.12	+0.19
4	BATE	0.23	-0.01
5	TQEX	0.16	+0.02
6	CHIX	0.00	+0.00
7	TRQX	0.00	+0.00
8	AQXE	0.00	+0.00

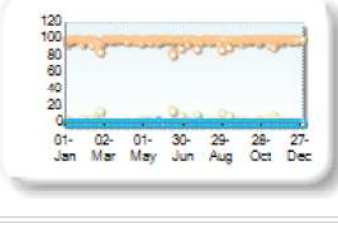
Best Prices Trend



25k EUR deal

Rank	Venue	Best Price (%)	Change
1	XMAD	98.53	+0.00
2	CEUX	1.16	+0.00
3	AQEU	0.20	+0.00
4	TQEX	0.01	+0.00
5	CHIX	0.00	+0.00
6	TRQX	0.00	+0.00
7	BATE	0.00	+0.00
8	AQXE	0.00	+0.00

Best Prices Trend

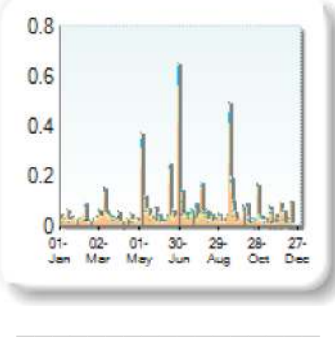


Best Price % measures how often each venue posts an absolute best price (no ties) for stocks. The result is averaged over the stocks in the index and is based on measurements of the order book every 5 seconds.

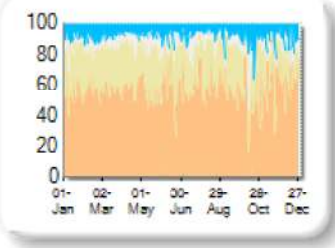
Market Share

Rank	Venue	Market Share	Change
1	XMAD	59.05%	+0.00
2	CEUX	26.26%	+0.00
3	AQEU	8.01%	+0.00
4	TQEX	6.21%	+0.00
5	BATE	0.27%	+0.00
6	TRQX	0.11%	+0.00
7	CHIX	0.08%	+0.00
8	AQXE	0.01%	+0.00

Volume Trend



Market Share Trend



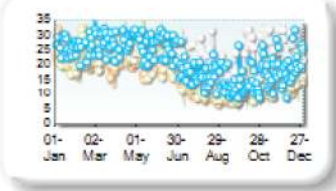
Market share is based on on-book value traded during continuous trading. The share is calculated by averaging over all stocks in the index. The current value shown is for last week and the change is relative to the previous week.

Spreads

At touch

Rank	Venue	Spread (bps)	Change
1	XMAD	17.78	+0.00
2	CEUX	19.02	+0.00
3	AQEU	22.56	+0.00
4	TQEX	41.98	+0.00
5	BATE	182.17	+0.00

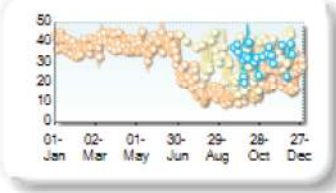
Monthly Spread Trend



25k EUR deal

Rank	Venue	Spread (bps)	Change
1	XMAD	29.44	+0.00
2	AQEU	59.37	+0.00
3	CEUX	84.75	+0.00
4	TQEX	122.31	+0.00

Monthly Spread Trend



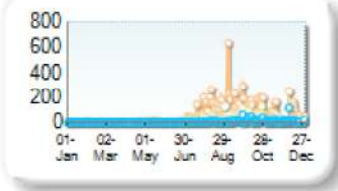
Spreads measure the bid to offer spread of the best visible orders in the book. The result is averaged over the stocks in the index and is based on measurements of the order books every 30 seconds. The value for the spread is quoted in basis points (0.01%).

Book Depths

10BPS Depth (top of book)

Rank	Venue	Depth (1K EUR)	Change
1	XMAD	50.8	+0.0
2	CEUX	17.0	+0.0
3	AQEU	7.7	+0.0
4	TQEX	4.9	+0.0
5	BATE	1.0	+0.0

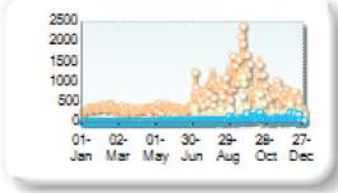
Monthly Depth Trend



50BPS Depth (deeper into book)

Rank	Venue	Depth (1K EUR)	Change
1	XMAD	571.5	+0.0
2	CEUX	97.9	+0.0
3	AQEU	46.7	+0.0
4	TQEX	28.1	+0.0
5	BATE	8.3	+0.0
6	CHIX	0.9	+0.0

Monthly Depth Trend




Market depth measures the amount of visible liquidity (bids and offers) in the order book within 10 or 50 BPS of the order price. The result is averaged over the stocks in the index and is based on measurements of the order book every 30 seconds. This is quoted in '000s of EUR.

Best Prices

At touch

Rank	Venue	Best Price (%)	Change
1	XMAD	6.52	+1.46
2	CEUX	4.13	-0.12
3	AQEU	3.82	+0.11
4	TQEX	0.32	+0.07
5	BATE	0.10	+0.00
6	CHIX	0.00	+0.00
7	TRQX	0.00	+0.00
8	AQXE	0.00	+0.00

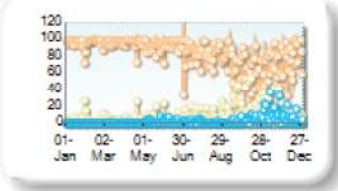
Best Prices Trend



25k EUR deal

Rank	Venue	Best Price (%)	Change
1	XMAD	84.14	+0.00
2	CEUX	7.77	+0.00
3	AQEU	2.47	+0.00
4	TQEX	0.51	+0.00
5	BATE	0.00	+0.00
6	CHIX	0.00	+0.00
7	TRQX	0.00	+0.00
8	AQXE	0.00	+0.00

Best Prices Trend



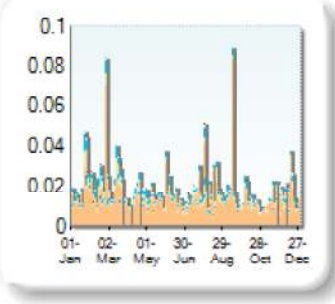
Best Price % measures how often each venue posts an absolute best price (no ties) for stocks. The result is averaged over the stocks in the index and is based on measurements of the order book every 5 seconds.



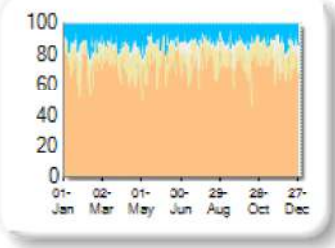
Market Share

Rank	Venue	Market Share	Change
1	XMAD	73.07%	+0.00
2	CEUX	12.64%	+0.00
3	AQEU	10.80%	+0.00
4	TQEX	3.31%	+0.00
5	BATE	0.14%	+0.00
6	TRQX	0.03%	+0.00
7	CHIX	0.01%	+0.00
8	AQXE	0.00%	+0.00

Volume Trend



Market Share Trend



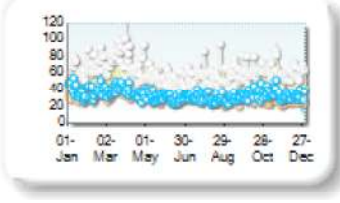
Market share is based on on-book value traded during continuous trading. The share is calculated by averaging over all stocks in the index. The current value shown is for last week and the change is relative to the previous week.

Spreads

At touch

Rank	Venue	Spread (bps)	Change
1	XMAD	30.43	+0.00
2	AQEU	34.09	+0.00
3	CEUX	41.88	+0.00
4	TQEX	63.74	+0.00

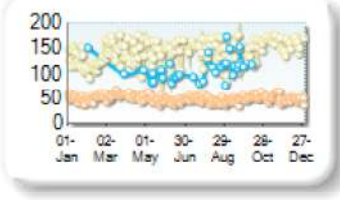
Monthly Spread Trend



25k EUR deal

Rank	Venue	Spread (bps)	Change
1	XMAD	49.41	+0.00
2	AQEU	112.99	+0.00
3	CEUX	155.75	+0.00

Monthly Spread Trend



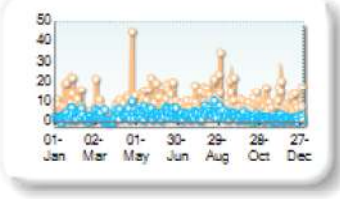
Spreads measure the bid to offer spread of the best visible orders in the book. The result is averaged over the stocks in the index and is based on measurements of the order books every 30 seconds. The value for the spread is quoted in basis points (0.01%).

Book Depths

10BPS Depth (top of book)

Rank	Venue	Depth (1K EUR)	Change
1	XMAD	8.7	+0.0
2	AQEU	3.3	+0.0
3	BATE	2.2	+0.0
4	CEUX	1.1	+0.0
5	TQEX	0.2	+0.0

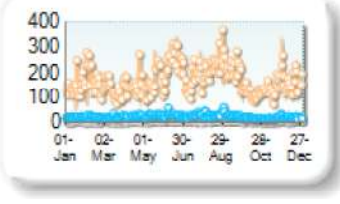
Monthly Depth Trend



50BPS Depth (deeper into book)

Rank	Venue	Depth (1K EUR)	Change
1	XMAD	169.0	+0.0
2	AQEU	24.1	+0.0
3	CEUX	15.2	+0.0
4	TQEX	7.0	+0.0
5	BATE	2.9	+0.0
6	CHIX	0.3	+0.0

Monthly Depth Trend



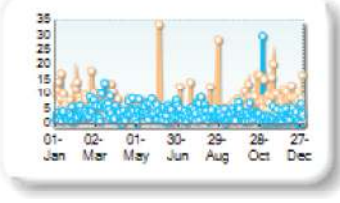
Market depth measures the amount of visible liquidity (bids and offers) in the order book within 10 or 50 BPS of mid price. The result is averaged over the stocks in the index and is based on measurements of the order book every 30 seconds. This is quoted in '000s of EUR.

Best Prices

At touch

Rank	Venue	Best Price (%)	Change
1	XMAD	5.91	-0.11
2	AQEU	3.24	-0.40
3	CEUX	0.62	+0.03
4	TQEX	0.14	-0.02
5	BATE	0.04	-0.02
6	CHIX	0.00	0.00
7	TRQX	0.00	+0.00
8	AQXE	0.00	+0.00


Best Prices Trend



25k EUR deal

Rank	Venue	Best Price (%)	Change
1	XMAD	96.23	+0.00
2	AQEU	2.69	+0.00
3	CEUX	0.84	+0.00
4	TQEX	0.02	+0.00
5	CHIX	0.00	+0.00
6	TRQX	0.00	+0.00
7	BATE	0.00	+0.00
8	AQXE	0.00	+0.00

Best Prices Trend

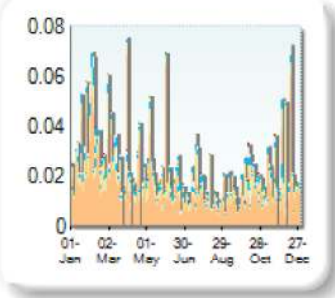


Best Price % measures how often each venue posts an absolute best price (no ties) for stocks. The result is averaged over the stocks in the index and is based on measurements of the order book every 5 seconds.

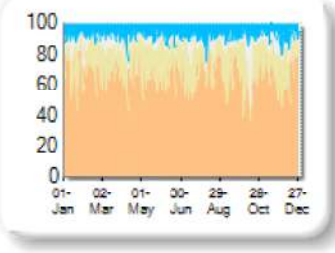
Market Share

Rank	Venue	Market Share	Change
1	XMAD	66.64%	+0.00
2	CEUX	20.43%	+0.00
3	AQEU	7.74%	+0.00
4	TQEX	4.60%	+0.00
5	BATE	0.37%	+0.00
6	CHIX	0.11%	+0.00
7	TRQX	0.09%	+0.00
8	AQXE	0.01%	+0.00

Volume Trend



Market Share Trend



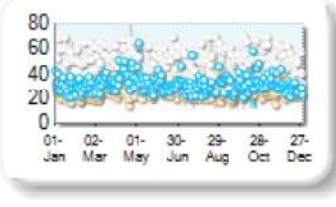
Market share is based on on-book value traded during continuous trading. The share is calculated by averaging over all stocks in the index. The current value shown is for last week and the change is relative to the previous week.

Spreads

At touch

Rank	Venue	Spread (bps)	Change
1	XMAD	23.96	+0.00
2	CEUX	29.59	+0.00
3	AQEU	31.47	+0.00
4	TQEX	59.18	+0.00

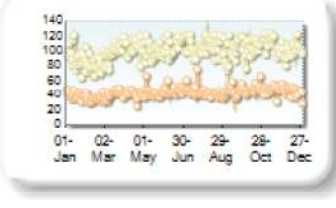
Monthly Spread Trend



25k EUR deal

Rank	Venue	Spread (bps)	Change
1	XMAD	43.08	+0.00
2	CEUX	103.90	+0.00
3	AQEU	246.55	+0.00

Monthly Spread Trend




Spreads measure the bid to offer spread of the best visible orders in the book. The result is averaged over the stocks in the index and is based on measurements of the order books every 30 seconds. The value for the spread is quoted in basis points (0.01%).

Book Depths

10BPS Depth (top of book)

Rank	Venue	Depth (1K EUR)	Change
1	XMAD	5.3	+0.0
2	CEUX	1.6	+0.0
3	AQEU	1.4	+0.0
4	BATE	0.8	+0.0
5	TQEX	0.2	+0.0

Monthly Depth Trend



50BPS Depth (deeper into book)

Rank	Venue	Depth (1K EUR)	Change
1	XMAD	278.6	+0.0
2	CEUX	27.0	+0.0
3	AQEU	16.7	+0.0
4	TQEX	7.6	+0.0
5	BATE	1.3	+0.0
6	CHIX	0.1	+0.0

Monthly Depth Trend



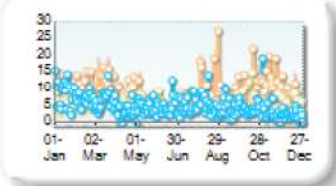
Market depth measures the amount of visible liquidity (bids and offers) in the order book within 10 or 50 BPS of mid price. The result is averaged over the stocks in the index and is based on measurements of the order book every 30 seconds. This is quoted in '000s of EUR.

Best Prices

At touch

Rank	Venue	Best Price (%)	Change
1	XMAD	7.58	-0.31
2	AQEU	4.87	-0.11
3	CEUX	3.53	+0.41
4	TQEX	0.34	-0.02
5	BATE	0.18	+0.04
6	CHIX	0.00	0.00
7	TRQX	0.00	+0.00
8	AQXE	0.00	+0.00

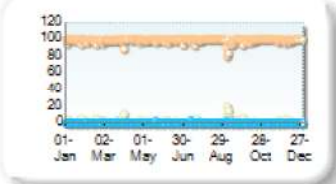
Best Prices Trend



25k EUR deal

Rank	Venue	Best Price (%)	Change
1	XMAD	98.93	+0.00
2	CEUX	0.79	+0.00
3	AQEU	0.13	+0.00
4	TQEX	0.03	+0.00
5	BATE	0.00	+0.00
6	CHIX	0.00	+0.00
7	TRQX	0.00	+0.00
8	AQXE	0.00	+0.00

Best Prices Trend

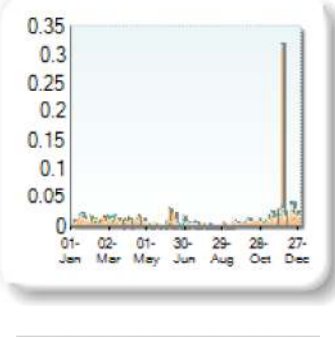


Best Price % measures how often each venue posts an absolute best price (no ties) for stocks. The result is averaged over the stocks in the index and is based on measurements of the order book every 5 seconds.

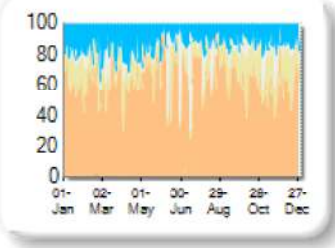
Market Share

Rank	Venue	Market Share	Change
1	XMAD	66.56%	+0.00
2	CEUX	15.95%	+0.00
3	AQEU	12.30%	+0.00
4	TQEX	4.62%	+0.00
5	TRQX	0.34%	+0.00
6	BATE	0.16%	+0.00
7	CHIX	0.05%	+0.00
8	AQXE	0.03%	+0.00

Volume Trend



Market Share Trend



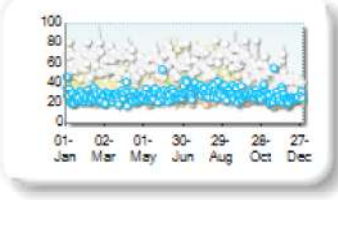
Market share is based on on-book value traded during continuous trading. The share is calculated by averaging over all stocks in the index. The current value shown is for last week and the change is relative to the previous week.

Spreads

At touch

Rank	Venue	Spread (bps)	Change
1	XMAD	26.25	+0.00
2	AQEU	28.44	+0.00
3	CEUX	37.75	+0.00
4	TQEX	63.15	+0.00


Monthly Spread Trend



25k EUR deal

Rank	Venue	Spread (bps)	Change
1	XMAD	51.42	+0.00
2	AQEU	136.51	+0.00
3	CEUX	171.17	+0.00

Monthly Spread Trend



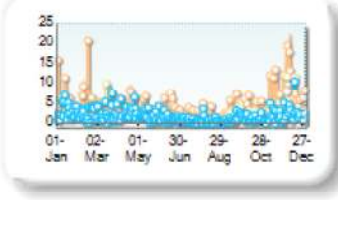
Spreads measure the bid to offer spread of the best visible orders in the book. The result is averaged over the stocks in the index and is based on measurements of the order books every 30 seconds. The value for the spread is quoted in basis points (0.01%).

Book Depths

10BPS Depth (top of book)

Rank	Venue	Depth (1K EUR)	Change
1	XMAD	3.1	+0.0
2	AQEU	1.7	+0.0
3	CEUX	0.8	+0.0
4	TQEX	0.2	+0.0

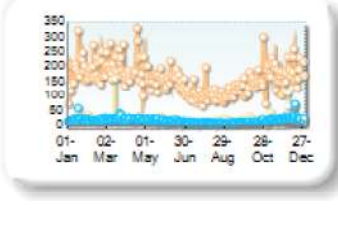
Monthly Depth Trend



50BPS Depth (deeper into book)

Rank	Venue	Depth (1K EUR)	Change
1	XMAD	160.3	+0.0
2	AQEU	15.1	+0.0
3	CEUX	14.7	+0.0
4	TQEX	6.6	+0.0

Monthly Depth Trend



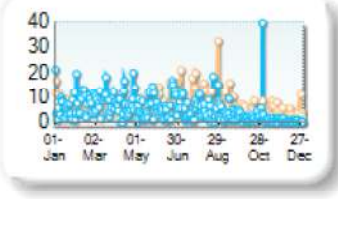
Market depth measures the amount of visible liquidity (bids and offers) in the order book within 10 or 50 BPS of mid price. The result is averaged over the stocks in the index and is based on measurements of the order book every 30 seconds. This is quoted in '000s of EUR.

Best Prices

At touch

Rank	Venue	Best Price (%)	Change
1	AQEU	4.97	-0.41
2	XMAD	4.94	-0.27
3	CEUX	0.90	+0.23
4	TQEX	0.11	-0.01
5	BATE	0.02	+0.00
6	CHIX	0.00	0.00
7	TRQX	0.00	+0.00
8	AQXE	0.00	+0.00


Best Prices Trend



25k EUR deal

Rank	Venue	Best Price (%)	Change
1	XMAD	98.15	+0.00
2	AQEU	0.80	+0.00
3	CEUX	0.76	+0.00
4	TQEX	0.09	+0.00
5	CHIX	0.00	+0.00
6	TRQX	0.00	+0.00
7	BATE	0.00	+0.00
8	AQXE	0.00	+0.00

Best Prices Trend

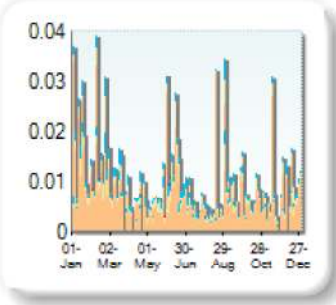


Best Price % measures how often each venue posts an absolute best price (no ties) for stocks. The result is averaged over the stocks in the index and is based on measurements of the order book every 5 seconds.

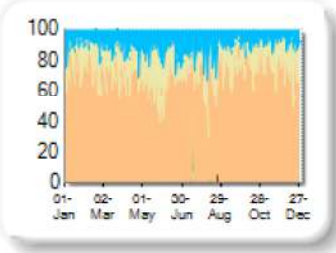
Market Share

Rank	Venue	Market Share	Change
1	XMAD	73.71%	+0.00
2	CEUX	15.03%	+0.00
3	AQEU	10.94%	+0.00
4	BATE	0.24%	+0.00
5	CHIX	0.06%	+0.00
6	AQXE	0.01%	+0.00

Volume Trend



Market Share Trend




Market share is based on on-book value traded during continuous trading. The share is calculated by averaging over all stocks in the index. The current value shown is for last week and the change is relative to the previous week.

Spreads

At touch

Rank	Venue	Spread (bps)	Change
1	XMAD	51.34	+0.00
2	AQEU	57.48	+0.00
3	CEUX	85.84	+0.00

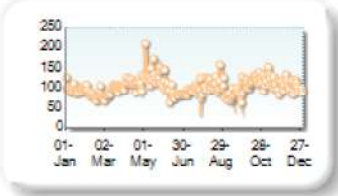
Monthly Spread Trend



25k EUR deal

Rank	Venue	Spread (bps)	Change
1	XMAD	104.66	+0.00
2	AQEU	402.26	+0.00

Monthly Spread Trend




Spreads measure the bid to offer spread of the best visible orders in the book. The result is averaged over the stocks in the index and is based on measurements of the order books every 30 seconds. The value for the spread is quoted in basis points (0.01%).

Book Depths

10BPS Depth (top of book)

Rank	Venue	Depth (1K EUR)	Change
1	XMAD	1.0	+0.0
2	AQEU	0.3	+0.0
3	CEUX	0.1	+0.0


Monthly Depth Trend



50BPS Depth (deeper into book)

Rank	Venue	Depth (1K EUR)	Change
1	XMAD	34.2	+0.0
2	AQEU	6.0	+0.0
3	CEUX	3.5	+0.0

Monthly Depth Trend




Market depth measures the amount of visible liquidity (bids and offers) in the order book within 10 or 50 BPS of mid price. The result is averaged over the stocks in the index and is based on measurements of the order book every 30 seconds. This is quoted in '000s of EUR.

Best Prices

At touch

Rank	Venue	Best Price (%)	Change
1	XMAD	12.15	-0.89
2	AQEU	9.92	-0.45
3	CEUX	2.36	+0.49
4	BATE	0.01	+0.00
5	CHIX	0.00	+0.00
6	AQXE	0.00	+0.00

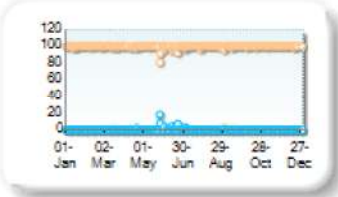
Best Prices Trend



25k EUR deal

Rank	Venue	Best Price (%)	Change
1	XMAD	99.58	+0.00
2	AQEU	0.28	+0.00
3	CEUX	0.04	+0.00
4	CHIX	0.00	+0.00
5	BATE	0.00	+0.00
6	AQXE	0.00	+0.00

Best Prices Trend



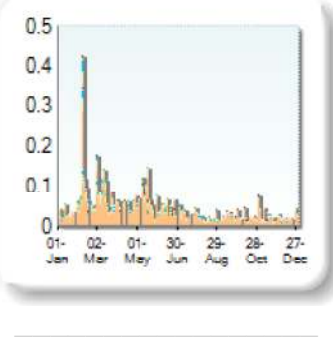
Best Price % measures how often each venue posts an absolute best price (no ties) for stocks. The result is averaged over the stocks in the index and is based on measurements of the order book every 5 seconds.



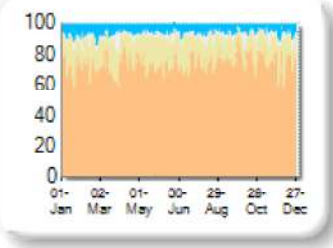
Market Share

Rank	Venue	Market Share	Change
1	XMAD	76.23%	+0.00
2	CEUX	15.57%	+0.00
3	AQEU	5.47%	+0.00
4	TQEX	2.41%	+0.00
5	BATE	0.22%	+0.00
6	TRQX	0.05%	+0.00
7	CHIX	0.04%	+0.00
8	AQXE	0.00%	+0.00

Volume Trend



Market Share Trend



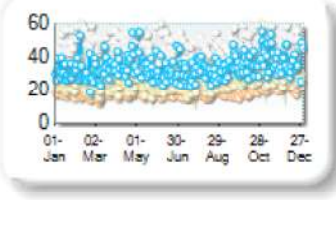
Market share is based on on-book value traded during continuous trading. The share is calculated by averaging over all stocks in the index. The current value shown is for last week and the change is relative to the previous week.

Spreads

At touch

Rank	Venue	Spread (bps)	Change
1	XMAD	19.35	+0.00
2	CEUX	25.97	+0.00
3	AQEU	33.79	+0.00
4	TQEX	51.22	+0.00


Monthly Spread Trend



25k EUR deal

Rank	Venue	Spread (bps)	Change
1	XMAD	35.96	+0.00
2	CEUX	121.24	+0.00
3	AQEU	399.25	+0.00

Monthly Spread Trend



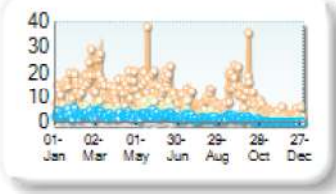
Spreads measure the bid to offer spread of the best visible orders in the book. The result is averaged over the stocks in the index and is based on measurements of the order books every 30 seconds. The value for the spread is quoted in basis points (0.01%).

Book Depths

10BPS Depth (top of book)

Rank	Venue	Depth (1K EUR)	Change
1	XMAD	10.7	+0.0
2	CEUX	2.8	+0.0
3	AQEU	2.0	+0.0
4	BATE	0.4	+0.0
5	TQEX	0.3	+0.0


Monthly Depth Trend



50BPS Depth (deeper into book)

Rank	Venue	Depth (1K EUR)	Change
1	XMAD	367.6	+0.0
2	CEUX	22.4	+0.0
3	AQEU	17.6	+0.0
4	TQEX	8.7	+0.0
5	CHIX	5.7	+0.0
6	BATE	4.3	+0.0

Monthly Depth Trend



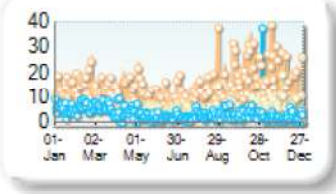
Market depth measures the amount of visible liquidity (bids and offers) in the order book within 10 or 50 BPS of order price. The result is averaged over the stocks in the index and is based on measurements of the order book every 30 seconds. This is quoted in '000s of EUR.

Best Prices

At touch

Rank	Venue	Best Price (%)	Change
1	XMAD	12.83	+0.15
2	CEUX	4.08	-0.25
3	AQEU	3.44	+0.34
4	TQEX	0.23	+0.01
5	BATE	0.11	-0.07
6	CHIX	0.00	0.00
7	TRQX	0.00	+0.00
8	AQXE	0.00	+0.00

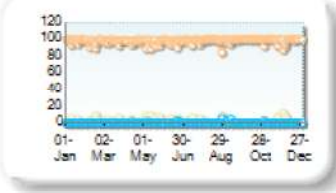
Best Prices Trend



25k EUR deal

Rank	Venue	Best Price (%)	Change
1	XMAD	98.32	+0.00
2	CEUX	1.30	+0.00
3	AQEU	0.26	+0.00
4	TQEX	0.03	+0.00
5	BATE	0.00	+0.00
6	CHIX	0.00	+0.00
7	TRQX	0.00	+0.00
8	AQXE	0.00	+0.00

Best Prices Trend

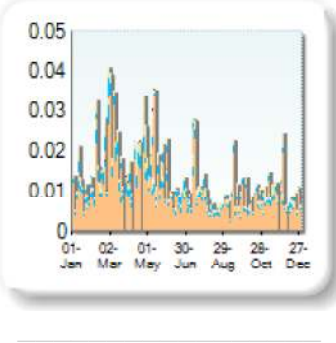


Best Price % measures how often each venue posts an absolute best price (no ties) for stocks. The result is averaged over the stocks in the index and is based on measurements of the order book every 5 seconds.

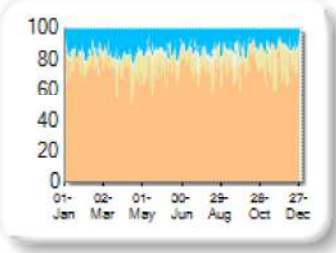
Market Share

Rank	Venue	Market Share	Change
1	XMAD	75.40%	+0.00
2	AQEU	11.51%	+0.00
3	CEUX	10.29%	+0.00
4	TQEX	2.71%	+0.00
5	BATE	0.07%	+0.00
6	TRQX	0.02%	+0.00
7	CHIX	0.01%	+0.00
8	AQXE	0.00%	+0.00

Volume Trend



Market Share Trend



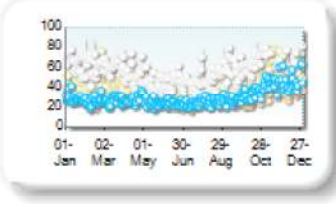
Market share is based on on-book value traded during continuous trading. The share is calculated by averaging over all stocks in the index. The current value shown is for last week and the change is relative to the previous week.

Spreads

At touch

Rank	Venue	Spread (bps)	Change
1	XMAD	27.22	+0.00
2	AQEU	29.80	+0.00
3	CEUX	39.44	+0.00
4	TQEX	62.53	+0.00

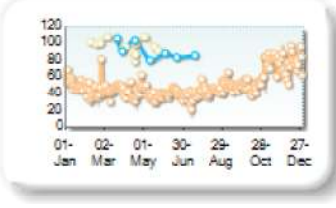
Monthly Spread Trend



25k EUR deal

Rank	Venue	Spread (bps)	Change
1	XMAD	50.44	+0.00
2	AQEU	176.59	+0.00
3	CEUX	201.95	+0.00

Monthly Spread Trend




Spreads measure the bid to offer spread of the best visible orders in the book. The result is averaged over the stocks in the index and is based on measurements of the order books every 30 seconds. The value for the spread is quoted in basis points (0.01%).

Book Depths

10BPS Depth (top of book)

Rank	Venue	Depth (1K EUR)	Change
1	XMAD	9.9	+0.0
2	AQEU	4.2	+0.0
3	CEUX	1.1	+0.0
4	TQEX	0.2	+0.0

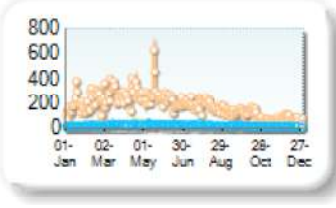
Monthly Depth Trend



50BPS Depth (deeper into book)

Rank	Venue	Depth (1K EUR)	Change
1	XMAD	179.7	+0.0
2	AQEU	21.7	+0.0
3	CEUX	15.1	+0.0
4	TQEX	7.0	+0.0
5	BATE	3.0	+0.0

Monthly Depth Trend




Market depth measures the amount of visible liquidity (bids and offers) in the order book within 10 or 50 BPS of mid price. The result is averaged over the stocks in the index and is based on measurements of the order book every 30 seconds. This is quoted in '000s of EUR.

Best Prices

At touch

Rank	Venue	Best Price (%)	Change
1	XMAD	5.68	+1.06
2	AQEU	3.95	-0.09
3	CEUX	0.84	-0.30
4	TQEX	0.07	+0.02
5	BATE	0.02	-0.01
6	CHIX	0.00	0.00
7	TRQX	0.00	+0.00
8	AQXE	0.00	+0.00

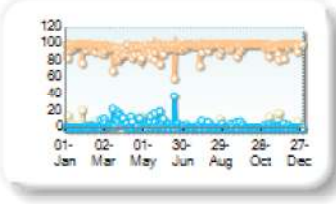
Best Prices Trend



25k EUR deal

Rank	Venue	Best Price (%)	Change
1	XMAD	96.45	+0.00
2	AQEU	2.25	+0.00
3	CEUX	0.87	+0.00
4	TQEX	0.05	+0.00
5	CHIX	0.00	+0.00
6	TRQX	0.00	+0.00
7	BATE	0.00	+0.00
8	AQXE	0.00	+0.00

Best Prices Trend

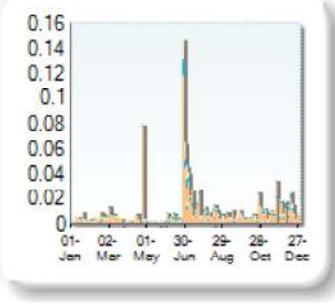


Best Price % measures how often each venue posts an absolute best price (no ties) for stocks. The result is averaged over the stocks in the index and is based on measurements of the order book every 5 seconds.

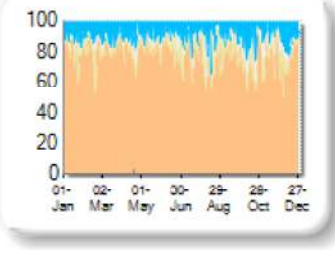
Market Share

Rank	Venue	Market Share	Change
1	XMAD	79.68%	+0.00
2	AQEU	9.00%	+0.00
3	CEUX	8.33%	+0.00
4	TQEX	2.88%	+0.00
5	TRQX	0.06%	+0.00
6	BATE	0.04%	+0.00
7	CHIX	0.01%	+0.00

Volume Trend



Market Share Trend



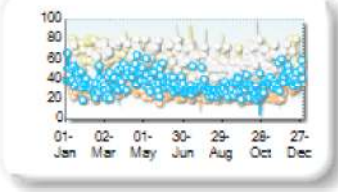
Market share is based on on-book value traded during continuous trading. The share is calculated by averaging over all stocks in the index. The current value shown is for last week and the change is relative to the previous week.

Spreads

At touch

Rank	Venue	Spread (bps)	Change
1	XMAD	29.05	+0.00
2	AQEU	36.27	+0.00
3	CEUX	70.45	+0.00
4	TQEX	77.85	+0.00

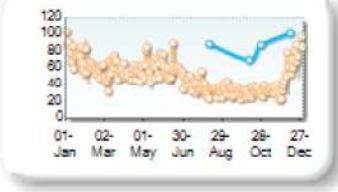
Monthly Spread Trend



25k EUR deal

Rank	Venue	Spread (bps)	Change
1	XMAD	50.89	+0.00
2	AQEU	110.34	+0.00
3	CEUX	390.97	+0.00

Monthly Spread Trend



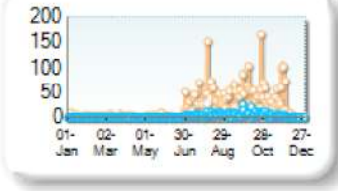
Spreads measure the bid to offer spread of the best visible orders in the book. The result is averaged over the stocks in the index and is based on measurements of the order books every 30 seconds. The value for the spread is quoted in basis points (0.01%).

Book Depths

10BPS Depth (top of book)

Rank	Venue	Depth (1K EUR)	Change
1	XMAD	16.5	+0.0
2	AQEU	2.7	+0.0
3	BATE	1.9	+0.0
4	CEUX	1.6	+0.0
5	TQEX	1.2	+0.0

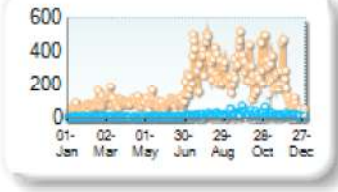
Monthly Depth Trend



50BPS Depth (deeper into book)

Rank	Venue	Depth (1K EUR)	Change
1	XMAD	178.7	+0.0
2	AQEU	16.4	+0.0
3	CEUX	10.7	+0.0
4	TQEX	7.5	+0.0
5	BATE	1.9	+0.0

Monthly Depth Trend



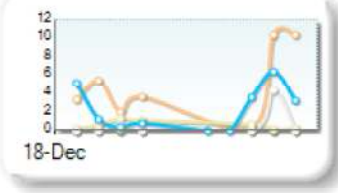
Market depth measures the amount of visible liquidity (bids and offers) in the order book within 10 or 50 BPS of mid price. The result is averaged over the stocks in the index and is based on measurements of the order book every 30 seconds. This is quoted in '000s of EUR.

Best Prices

At touch

Rank	Venue	Best Price (%)	Change
1	XMAD	5.04	-2.39
2	AQEU	2.29	+1.00
3	TQEX	0.70	+0.53
4	CEUX	0.60	-0.39
5	CHIX	0.00	+0.00
6	TRQX	0.00	+0.00
7	BATE	0.00	+0.00

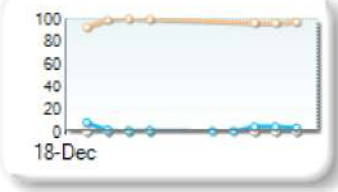
Best Prices Trend



25k EUR deal

Rank	Venue	Best Price (%)	Change
1	XMAD	97.17	+0.00
2	AQEU	2.18	+0.00
3	CHIX	0.00	+0.00
4	TRQX	0.00	+0.00
5	BATE	0.00	+0.00
6	CEUX	0.00	+0.00
7	TQEX	0.00	+0.00

Best Prices Trend

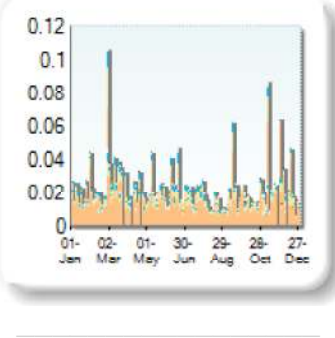


Best Price % measures how often each venue posts an absolute best price (no ties) for stocks. The result is averaged over the stocks in the index and is based on measurements of the order book every 5 seconds.

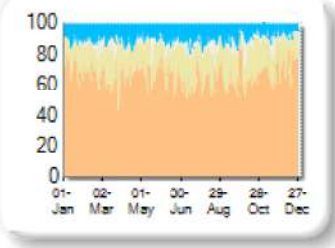
Market Share

Rank	Venue	Market Share	Change
1	XMAD	68.03%	+0.00
2	CEUX	19.16%	+0.00
3	AQEU	9.11%	+0.00
4	TQEX	3.39%	+0.00
5	BATE	0.23%	+0.00
6	CHIX	0.06%	+0.00
7	TRQX	0.03%	+0.00
8	AQXE	0.00%	+0.00

Volume Trend



Market Share Trend




Market share is based on on-book value traded during continuous trading. The share is calculated by averaging over all stocks in the index. The current value shown is for last week and the change is relative to the previous week.

Spreads

At touch

Rank	Venue	Spread (bps)	Change
1	XMAD	23.31	+0.00
2	AQEU	29.68	+0.00
3	CEUX	31.57	+0.00
4	TQEX	62.08	+0.00
5	BATE	229.26	+0.00

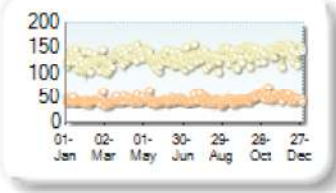
Monthly Spread Trend



25k EUR deal

Rank	Venue	Spread (bps)	Change
1	XMAD	44.07	+0.00
2	CEUX	131.95	+0.00
3	TQEX	186.85	+0.00
4	AQEU	253.74	+0.00

Monthly Spread Trend



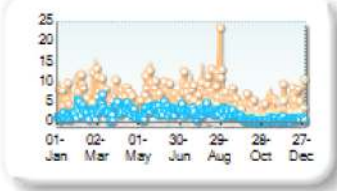
Spreads measure the bid to offer spread of the best visible orders in the book. The result is averaged over the stocks in the index and is based on measurements of the order books every 30 seconds. The value for the spread is quoted in basis points (0.01%).

Book Depths

10BPS Depth (top of book)

Rank	Venue	Depth (1K EUR)	Change
1	XMAD	5.9	+0.0
2	AQEU	2.1	+0.0
3	CEUX	1.5	+0.0
4	BATE	0.9	+0.0
5	TQEX	0.2	+0.0

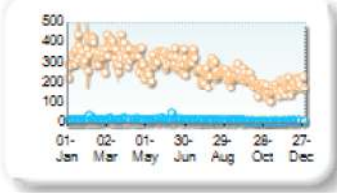
Monthly Depth Trend



50BPS Depth (deeper into book)

Rank	Venue	Depth (1K EUR)	Change
1	XMAD	276.1	+0.0
2	AQEU	17.5	+0.0
3	CEUX	14.7	+0.0
4	TQEX	5.7	+0.0
5	BATE	3.9	+0.0

Monthly Depth Trend



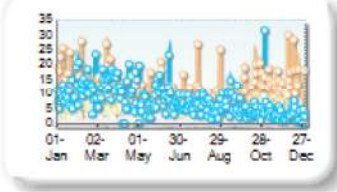
Market depth measures the amount of visible liquidity (bids and offers) in the order book within 10 or 50 BPS of mid price. The result is averaged over the stocks in the index and is based on measurements of the order book every 30 seconds. This is quoted in '000s of EUR.

Best Prices

At touch

Rank	Venue	Best Price (%)	Change
1	XMAD	10.34	-0.57
2	AQEU	7.51	-1.13
3	CEUX	4.53	-0.16
4	TQEX	0.41	-0.08
5	BATE	0.24	-0.11
6	CHIX	0.00	0.00
7	TRQX	0.00	+0.00
8	AQXE	0.00	+0.00

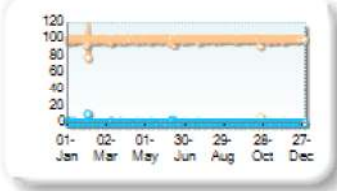
Best Prices Trend



25k EUR deal

Rank	Venue	Best Price (%)	Change
1	XMAD	99.43	+0.00
2	CEUX	0.23	+0.00
3	AQEU	0.20	+0.00
4	TQEX	0.05	+0.00
5	BATE	0.00	+0.00
6	CHIX	0.00	+0.00
7	TRQX	0.00	+0.00
8	AQXE	0.00	+0.00

Best Prices Trend



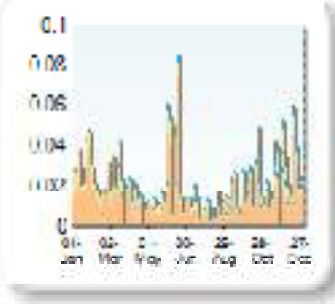
Best Price % measures how often each venue posts an absolute best price (no ties) for stocks. The result is averaged over the stocks in the index and is based on measurements of the order book every 5 seconds.



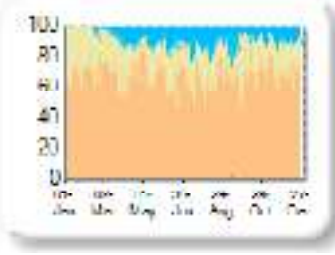
Market Share

Rank	Venue	Market Share	Change
1	XMAD	71.52%	+0.00
2	CEUX	20.87%	+0.00
3	AQEU	7.51%	+0.00
4	CHIX	0.06%	+0.00
5	BATE	0.04%	+0.00
6	AQXE	0.01%	+0.00

Volume Trend



Market Share Trend




Market share is based on on-book value traded during continuous trading. The share is calculated by averaging over all stocks in the index. The current value shown is for last week and the change is relative to the previous week.

Spreads

At touch

Rank	Venue	Spread (bps)	Change
1	XMAD	41.70	+0.00
2	AQEU	51.84	+0.00
3	CEUX	54.69	+0.00


Monthly Spread Trend



25k EUR deal

Rank	Venue	Spread (bps)	Change
1	XMAD	76.48	+0.00
2	CEUX	188.36	+0.00
3	AQEU	209.46	+0.00

Monthly Spread Trend




Spreads measure the bid to offer spread of the best visible orders in the book. The result is averaged over the stocks in the index and is based on measurements of the order books every 30 seconds. The value for the spread is quoted in basis points (0.01%).

Book Depths

10BPS Depth (top of book)

Rank	Venue	Depth (1K EUR)	Change
1	XMAD	1.0	+0.0
2	CEUX	0.3	+0.0
3	AQEU	0.2	+0.0

Monthly Depth Trend



50BPS Depth (deeper into book)

Rank	Venue	Depth (1K EUR)	Change
1	XMAD	86.3	+0.0
2	AQEU	10.2	+0.0
3	CEUX	8.5	+0.0
4	BATE	0.7	+0.0
5	CHIX	0.2	+0.0

Monthly Depth Trend



Market depth measures the amount of visible liquidity (bids and offers) in the order book within 10 or 50 BPS of mid price. The result is averaged over the stocks in the index and is based on measurements of the order book every 30 seconds. This is quoted in '000s of EUR.

Best Prices

At touch

Rank	Venue	Best Price (%)	Change
1	XMAD	14.59	+3.01
2	AQEU	9.67	-0.86
3	CEUX	6.04	-0.25
4	BATE	0.03	0.00
5	CHIX	0.00	+0.00
6	AQXE	0.00	+0.00


Best Prices Trend



25k EUR deal

Rank	Venue	Best Price (%)	Change
1	XMAD	98.91	+0.00
2	AQEU	0.64	+0.00
3	CEUX	0.42	+0.00
4	CHIX	0.00	+0.00
5	BATE	0.00	+0.00
6	AQXE	0.00	+0.00

Best Prices Trend

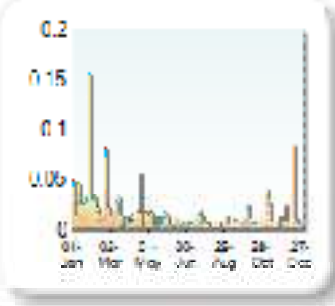


Best Price % measures how often each venue posts an absolute best price (no ties) for stocks. The result is averaged over the stocks in the index and is based on measurements of the order book every 5 seconds.

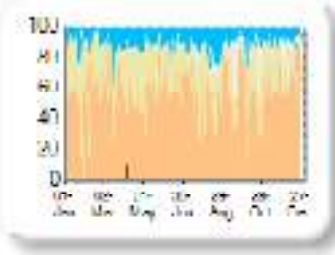
Market Share

Rank	Venue	Market Share	Change
1	XMAD	57.19%	+0.00
2	CEUX	32.25%	+0.00
3	AQEU	8.31%	+0.00
4	TQEX	1.94%	+0.00
5	BATE	0.16%	+0.00
6	CHIX	0.11%	+0.00
7	AQXE	0.03%	+0.00
8	TRQX	0.00%	+0.00

Volume Trend



Market Share Trend




Market share is based on on-book value traded during continuous trading. The share is calculated by averaging over all stocks in the index. The current value shown is for last week and the change is relative to the previous week.

Spreads

At touch

Rank	Venue	Spread (bps)	Change
1	XMAD	30.68	+0.00
2	AQEU	35.65	+0.00
3	CEUX	37.90	+0.00
4	TQEX	102.35	+0.00
5	BATE	138.64	+0.00

Monthly Spread Trend



25k EUR deal

Rank	Venue	Spread (bps)	Change
1	XMAD	76.83	+0.00
2	CEUX	273.13	+0.00

Monthly Spread Trend




Spreads measure the bid to offer spread of the best visible orders in the book. The result is averaged over the stocks in the index and is based on measurements of the order books every 30 seconds. The value for the spread is quoted in basis points (0.01%).

Book Depths

10BPS Depth (top of book)

Rank	Venue	Depth (1K EUR)	Change
1	XMAD	2.2	+0.0
2	AQEU	0.7	+0.0
3	CEUX	0.6	+0.0
4	BATE	0.1	+0.0
5	TQEX	0.1	+0.0
6	CHIX	0.0	+0.0


Monthly Depth Trend



50BPS Depth (deeper into book)

Rank	Venue	Depth (1K EUR)	Change
1	XMAD	72.0	+0.0
2	CEUX	10.6	+0.0
3	AQEU	7.4	+0.0
4	TQEX	2.7	+0.0
5	BATE	1.9	+0.0
6	CHIX	0.2	+0.0

Monthly Depth Trend




Market depth measures the amount of visible liquidity (bids and offers) in the order book within 10 or 50 BPS of mid price. The result is averaged over the stocks in the index and is based on measurements of the order book every 30 seconds. This is quoted in '000s of EUR.

Best Prices

At touch

Rank	Venue	Best Price (%)	Change
1	XMAD	8.32	-0.02
2	AQEU	7.12	+0.80
3	CEUX	4.27	+1.24
4	TQEX	0.12	+0.07
5	BATE	0.10	-0.01
6	CHIX	0.01	+0.01
7	TRQX	0.00	+0.00
8	AQXE	0.00	+0.00


Best Prices Trend



25k EUR deal

Rank	Venue	Best Price (%)	Change
1	XMAD	99.02	+0.00
2	CEUX	0.76	+0.00
3	AQEU	0.15	+0.00
4	CHIX	0.00	+0.00
5	TRQX	0.00	+0.00
6	BATE	0.00	+0.00
7	AQXE	0.00	+0.00
8	TQEX	0.00	+0.00

Best Prices Trend

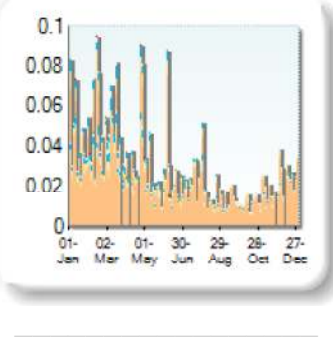


Best Price % measures how often each venue posts an absolute best price (no ties) for stocks. The result is averaged over the stocks in the index and is based on measurements of the order book every 5 seconds.

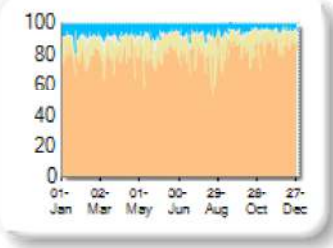
Market Share

Rank	Venue	Market Share	Change
1	XMAD	81.33%	+0.00
2	CEUX	10.93%	+0.00
3	AQEU	5.63%	+0.00
4	TQEX	1.93%	+0.00
5	BATE	0.19%	+0.00
6	TRQX	0.00%	+0.00
7	CHIX	0.00%	+0.00
8	AQXE	0.00%	+0.00

Volume Trend



Market Share Trend



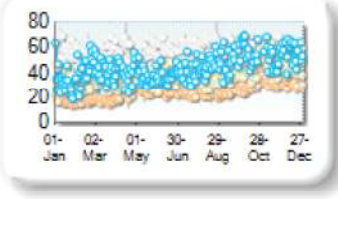
Market share is based on on-book value traded during continuous trading. The share is calculated by averaging over all stocks in the index. The current value shown is for last week and the change is relative to the previous week.

Spreads

At touch

Rank	Venue	Spread (bps)	Change
1	XMAD	24.99	+0.00
2	CEUX	40.13	+0.00
3	AQEU	46.08	+0.00
4	TQEX	68.74	+0.00
5	BATE	88.06	+0.00

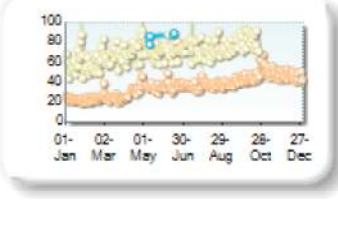
Monthly Spread Trend



25k EUR deal

Rank	Venue	Spread (bps)	Change
1	XMAD	36.40	+0.00
2	CEUX	78.23	+0.00
3	AQEU	89.37	+0.00
4	TQEX	126.91	+0.00

Monthly Spread Trend



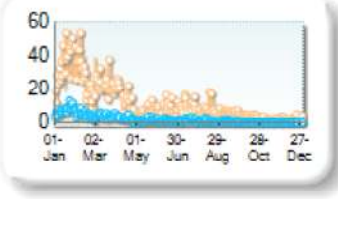
Spreads measure the bid to offer spread of the best visible orders in the book. The result is averaged over the stocks in the index and is based on measurements of the order books every 30 seconds. The value for the spread is quoted in basis points (0.01%).

Book Depths

10BPS Depth (top of book)

Rank	Venue	Depth (1K EUR)	Change
1	XMAD	11.6	+0.0
2	AQEU	2.0	+0.0
3	BATE	2.0	+0.0
4	CEUX	1.1	+0.0
5	TQEX	0.1	+0.0

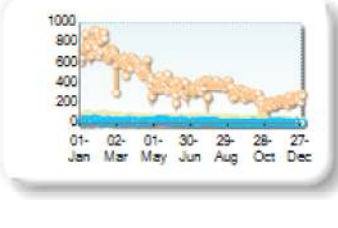
Monthly Depth Trend



50BPS Depth (deeper into book)

Rank	Venue	Depth (1K EUR)	Change
1	XMAD	419.1	+0.0
2	CEUX	46.4	+0.0
3	AQEU	17.0	+0.0
4	BATE	9.2	+0.0
5	TQEX	7.7	+0.0

Monthly Depth Trend



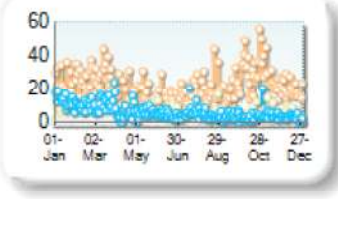
Market depth measures the amount of visible liquidity (bids and offers) in the order book within 10 or 50 BPS of the order price. The result is averaged over the stocks in the index and is based on measurements of the order book every 30 seconds. This is quoted in '000s of EUR.

Best Prices

At touch

Rank	Venue	Best Price (%)	Change
1	XMAD	20.59	+1.76
2	AQEU	6.10	-0.27
3	CEUX	4.43	-0.15
4	TQEX	0.41	+0.04
5	BATE	0.33	+0.02
6	CHIX	0.00	+0.00
7	TRQX	0.00	+0.00
8	AQXE	0.00	+0.00

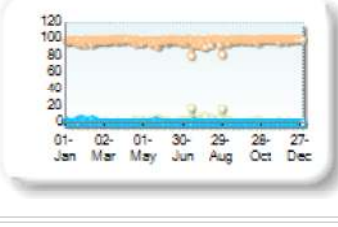
Best Prices Trend



25k EUR deal

Rank	Venue	Best Price (%)	Change
1	XMAD	98.49	+0.00
2	CEUX	1.07	+0.00
3	AQEU	0.36	+0.00
4	TQEX	0.00	+0.00
5	CHIX	0.00	+0.00
6	TRQX	0.00	+0.00
7	BATE	0.00	+0.00
8	AQXE	0.00	+0.00

Best Prices Trend

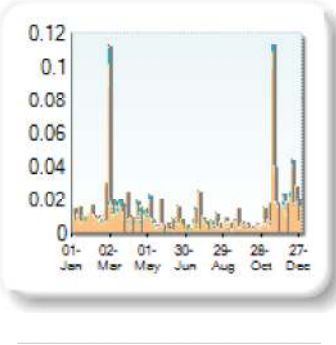


Best Price % measures how often each venue posts an absolute best price (no ties) for stocks. The result is averaged over the stocks in the index and is based on measurements of the order book every 5 seconds.

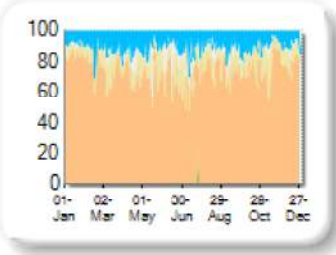
Market Share

Rank	Venue	Market Share	Change
1	XMAD	79.21%	+0.00
2	CEUX	9.53%	+0.00
3	AQEU	8.85%	+0.00
4	TQEX	2.20%	+0.00
5	BATE	0.18%	+0.00
6	TRQX	0.02%	+0.00
7	CHIX	0.00%	+0.00
8	AQXE	0.00%	+0.00

Volume Trend



Market Share Trend



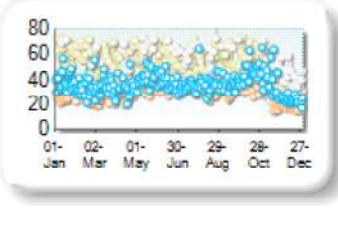
Market share is based on on-book value traded during continuous trading. The share is calculated by averaging over all stocks in the index. The current value shown is for last week and the change is relative to the previous week.

Spreads

At touch

Rank	Venue	Spread (bps)	Change
1	XMAD	30.17	+0.00
2	AQEU	36.48	+0.00
3	CEUX	55.57	+0.00
4	TQEX	84.69	+0.00
5	BATE	415.68	+0.00

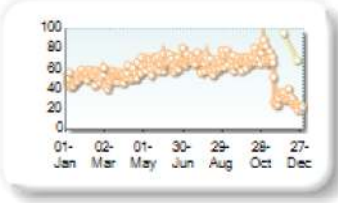
Monthly Spread Trend



25k EUR deal

Rank	Venue	Spread (bps)	Change
1	XMAD	58.53	+0.00
2	CEUX	326.58	+0.00

Monthly Spread Trend



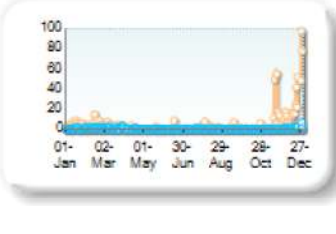
Spreads measure the bid to offer spread of the best visible orders in the book. The result is averaged over the stocks in the index and is based on measurements of the order books every 30 seconds. The value for the spread is quoted in basis points (0.01%).

Book Depths

10BPS Depth (top of book)

Rank	Venue	Depth (1K EUR)	Change
1	XMAD	4.4	+0.0
2	AQEU	0.7	+0.0
3	CEUX	0.2	+0.0
4	BATE	0.2	+0.0
5	TQEX	0.0	+0.0

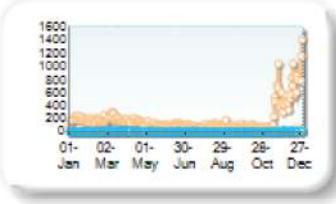
Monthly Depth Trend



50BPS Depth (deeper into book)

Rank	Venue	Depth (1K EUR)	Change
1	XMAD	186.9	+0.0
2	AQEU	11.0	+0.0
3	CEUX	8.5	+0.0
4	TQEX	4.5	+0.0
5	BATE	1.1	+0.0

Monthly Depth Trend



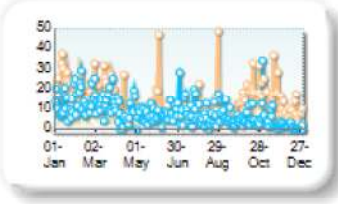
Market depth measures the amount of visible liquidity (bids and offers) in the order book within 10 or 50 BPS of the order price. The result is averaged over the stocks in the index and is based on measurements of the order book every 30 seconds. This is quoted in '000s of EUR.

Best Prices

At touch

Rank	Venue	Best Price (%)	Change
1	XMAD	11.70	+1.14
2	AQEU	7.86	-0.70
3	CEUX	1.33	+0.20
4	BATE	0.20	+0.00
5	TQEX	0.13	+0.06
6	CHIX	0.00	+0.00
7	TRQX	0.00	+0.00
8	AQXE	0.00	+0.00

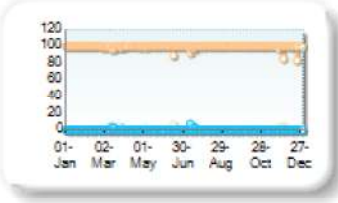
Best Prices Trend



25k EUR deal

Rank	Venue	Best Price (%)	Change
1	XMAD	99.63	+0.00
2	AQEU	0.14	+0.00
3	CEUX	0.07	+0.00
4	CHIX	0.00	+0.00
5	TRQX	0.00	+0.00
6	BATE	0.00	+0.00
7	AQXE	0.00	+0.00
8	TQEX	0.00	+0.00

Best Prices Trend



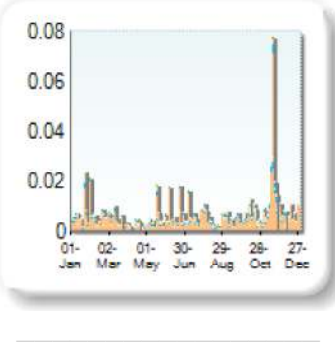
Best Price % measures how often each venue posts an absolute best price (no ties) for stocks. The result is averaged over the stocks in the index and is based on measurements of the order book every 5 seconds.



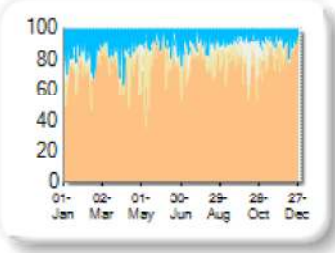
Market Share

Rank	Venue	Market Share	Change
1	XMAD	80.19%	+0.00
2	AQEU	8.90%	+0.00
3	CEUX	7.42%	+0.00
4	TQEX	3.41%	+0.00
5	BATE	0.07%	+0.00
6	CHIX	0.01%	+0.00
7	TRQX	0.01%	+0.00
8	AQXE	0.00%	+0.00

Volume Trend



Market Share Trend



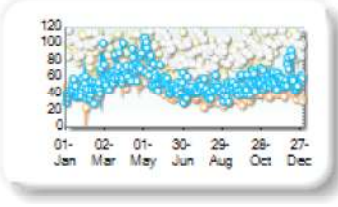
Market share is based on on-book value traded during continuous trading. The share is calculated by averaging over all stocks in the index. The current value shown is for last week and the change is relative to the previous week.

Spreads

At touch

Rank	Venue	Spread (bps)	Change
1	XMAD	47.89	+0.00
2	AQEU	54.86	+0.00
3	CEUX	107.92	+0.00
4	TQEX	123.49	+0.00

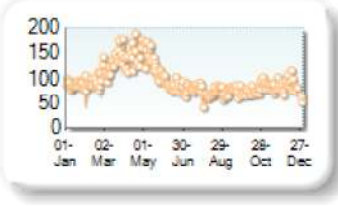
Monthly Spread Trend



25k EUR deal

Rank	Venue	Spread (bps)	Change
1	XMAD	95.09	+0.00

Monthly Spread Trend




Spreads measure the bid to offer spread of the best visible orders in the book. The result is averaged over the stocks in the index and is based on measurements of the order books every 30 seconds. The value for the spread is quoted in basis points (0.01%).

Book Depths

10BPS Depth (top of book)

Rank	Venue	Depth (1K EUR)	Change
1	XMAD	0.9	+0.0
2	AQEU	0.2	+0.0
3	CEUX	0.1	+0.0
4	TQEX	0.0	+0.0

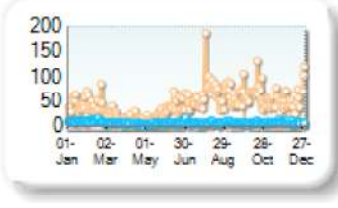
Monthly Depth Trend



50BPS Depth (deeper into book)

Rank	Venue	Depth (1K EUR)	Change
1	XMAD	44.3	+0.0
2	AQEU	7.5	+0.0
3	CEUX	2.6	+0.0
4	TQEX	1.9	+0.0
5	BATE	1.7	+0.0

Monthly Depth Trend




Market depth measures the amount of visible liquidity (bids and offers) in the order book within 10 or 50 BPS of mid price. The result is averaged over the stocks in the index and is based on measurements of the order book every 30 seconds. This is quoted in '000s of EUR.

Best Prices

At touch

Rank	Venue	Best Price (%)	Change
1	XMAD	16.86	+0.25
2	AQEU	10.59	-0.18
3	CEUX	0.90	+0.05
4	TQEX	0.31	-0.08
5	BATE	0.09	-0.04
6	CHIX	0.00	+0.00
7	TRQX	0.00	+0.00
8	AQXE	0.00	+0.00

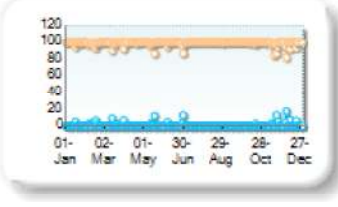
Best Prices Trend



25k EUR deal

Rank	Venue	Best Price (%)	Change
1	XMAD	99.22	+0.00
2	AQEU	0.64	+0.00
3	CEUX	0.01	+0.00
4	TQEX	0.00	+0.00
5	CHIX	0.00	+0.00
6	TRQX	0.00	+0.00
7	BATE	0.00	+0.00
8	AQXE	0.00	+0.00

Best Prices Trend

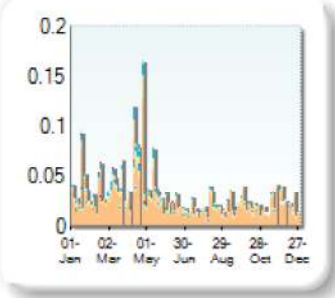


Best Price % measures how often each venue posts an absolute best price (no ties) for stocks. The result is averaged over the stocks in the index and is based on measurements of the order book every 5 seconds.

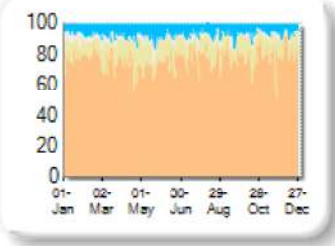
Market Share

Rank	Venue	Market Share	Change
1	XMAD	76.96%	+0.00
2	CEUX	13.06%	+0.00
3	AQEU	6.95%	+0.00
4	TQEX	2.80%	+0.00
5	BATE	0.13%	+0.00
6	CHIX	0.07%	+0.00
7	TRQX	0.04%	+0.00
8	AQXE	0.00%	+0.00

Volume Trend



Market Share Trend



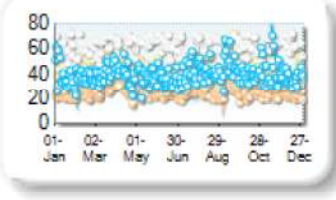
Market share is based on on-book value traded during continuous trading. The share is calculated by averaging over all stocks in the index. The current value shown is for last week and the change is relative to the previous week.

Spreads

At touch

Rank	Venue	Spread (bps)	Change
1	XMAD	25.13	+0.00
2	AQEU	39.21	+0.00
3	CEUX	40.56	+0.00
4	TQEX	72.50	+0.00

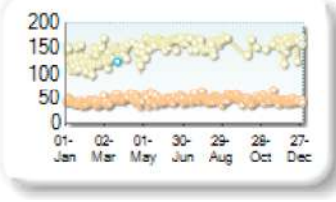
Monthly Spread Trend



25k EUR deal

Rank	Venue	Spread (bps)	Change
1	XMAD	46.00	+0.00
2	CEUX	163.20	+0.00
3	AQEU	239.53	+0.00

Monthly Spread Trend




Spreads measure the bid to offer spread of the best visible orders in the book. The result is averaged over the stocks in the index and is based on measurements of the order books every 30 seconds. The value for the spread is quoted in basis points (0.01%).

Book Depths

10BPS Depth (top of book)

Rank	Venue	Depth (1K EUR)	Change
1	XMAD	5.6	+0.0
2	BATE	1.2	+0.0
3	AQEU	1.0	+0.0
4	CEUX	0.6	+0.0
5	TQEX	0.1	+0.0

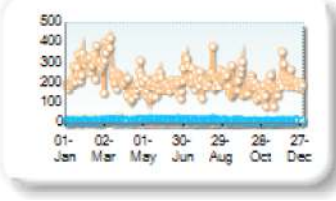
Monthly Depth Trend



50BPS Depth (deeper into book)

Rank	Venue	Depth (1K EUR)	Change
1	XMAD	217.9	+0.0
2	AQEU	14.8	+0.0
3	CEUX	12.2	+0.0
4	TQEX	5.3	+0.0
5	BATE	1.4	+0.0

Monthly Depth Trend



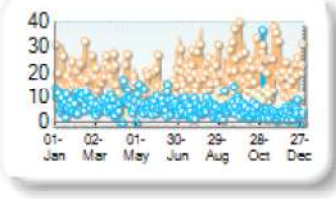
Market depth measures the amount of visible liquidity (bids and offers) in the order book within 10 or 50 BPS of mid price. The result is averaged over the stocks in the index and is based on measurements of the order book every 30 seconds. This is quoted in '000s of EUR.

Best Prices

At touch

Rank	Venue	Best Price (%)	Change
1	XMAD	17.65	-0.90
2	AQEU	5.89	+0.05
3	CEUX	3.70	+0.13
4	TQEX	0.43	-0.10
5	BATE	0.08	+0.01
6	CHIX	0.00	+0.00
7	TRQX	0.00	+0.00
8	AQXE	0.00	+0.00

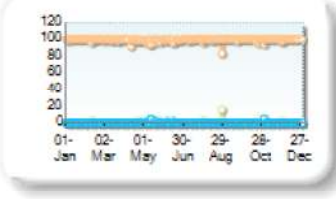
Best Prices Trend



25k EUR deal

Rank	Venue	Best Price (%)	Change
1	XMAD	99.41	+0.00
2	CEUX	0.25	+0.00
3	AQEU	0.21	+0.00
4	TQEX	0.03	+0.00
5	CHIX	0.00	+0.00
6	TRQX	0.00	+0.00
7	BATE	0.00	+0.00
8	AQXE	0.00	+0.00

Best Prices Trend

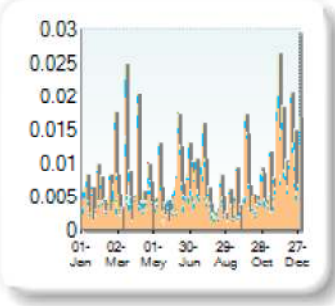


Best Price % measures how often each venue posts an absolute best price (no ties) for stocks. The result is averaged over the stocks in the index and is based on measurements of the order book every 5 seconds.

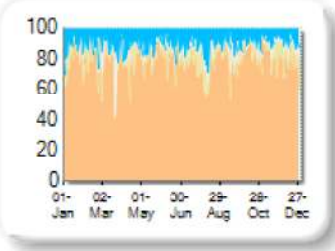
Market Share

Rank	Venue	Market Share	Change
1	XMAD	80.96%	+0.00
2	AQEU	9.23%	+0.00
3	CEUX	7.21%	+0.00
4	TQEX	2.52%	+0.00
5	BATE	0.06%	+0.00
6	CHIX	0.01%	+0.00
7	AQXE	0.00%	+0.00

Volume Trend



Market Share Trend



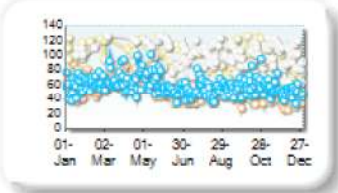
Market share is based on on-book value traded during continuous trading. The share is calculated by averaging over all stocks in the index. The current value shown is for last week and the change is relative to the previous week.

Spreads

At touch

Rank	Venue	Spread (bps)	Change
1	XMAD	52.45	+0.00
2	AQEU	57.89	+0.00
3	CEUX	114.09	+0.00
4	TQEX	131.67	+0.00

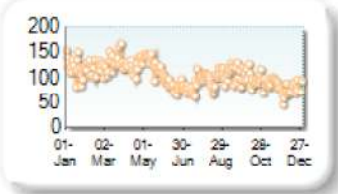
Monthly Spread Trend



25k EUR deal

Rank	Venue	Spread (bps)	Change
1	XMAD	104.12	+0.00
2	CEUX	332.11	+0.00
3	AQEU	374.22	+0.00

Monthly Spread Trend



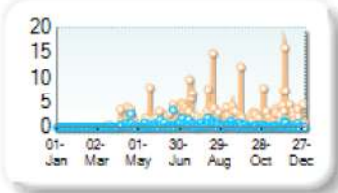
Spreads measure the bid to offer spread of the best visible orders in the book. The result is averaged over the stocks in the index and is based on measurements of the order books every 30 seconds. The value for the spread is quoted in basis points (0.01%).

Book Depths

10BPS Depth (top of book)

Rank	Venue	Depth (1K EUR)	Change
1	XMAD	2.0	+0.0
2	AQEU	0.4	+0.0
3	CEUX	0.2	+0.0
4	TQEX	0.1	+0.0

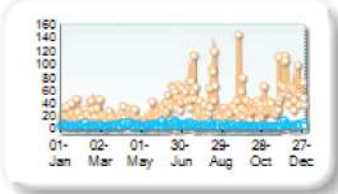
Monthly Depth Trend



50BPS Depth (deeper into book)

Rank	Venue	Depth (1K EUR)	Change
1	XMAD	34.0	+0.0
2	AQEU	6.7	+0.0
3	CEUX	2.3	+0.0
4	TQEX	1.4	+0.0

Monthly Depth Trend



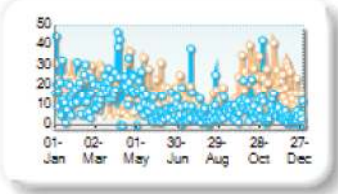
Market depth measures the amount of visible liquidity (bids and offers) in the order book within 10 or 50 BPS of mid price. The result is averaged over the stocks in the index and is based on measurements of the order book every 30 seconds. This is quoted in '000s of EUR.

Best Prices

At touch

Rank	Venue	Best Price (%)	Change
1	XMAD	14.36	-1.62
2	AQEU	10.69	-1.55
3	CEUX	0.79	-0.12
4	TQEX	0.31	-0.10
5	BATE	0.04	+0.04
6	CHIX	0.00	+0.00
7	AQXE	0.00	+0.00

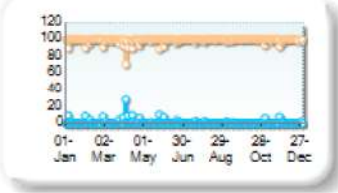
Best Prices Trend



25k EUR deal

Rank	Venue	Best Price (%)	Change
1	XMAD	99.13	+0.00
2	AQEU	0.77	+0.00
3	CEUX	0.02	+0.00
4	CHIX	0.00	+0.00
5	BATE	0.00	+0.00
6	AQXE	0.00	+0.00
7	TQEX	0.00	+0.00

Best Prices Trend

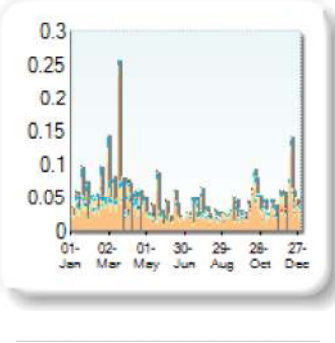


Best Price % measures how often each venue posts an absolute best price (no ties) for stocks. The result is averaged over the stocks in the index and is based on measurements of the order book every 5 seconds.

Market Share

Rank	Venue	Market Share	Change
1	XMAD	64.00%	+0.00
2	CEUX	19.82%	+0.00
3	AQEU	10.42%	+0.00
4	TQEX	5.51%	+0.00
5	BATE	0.17%	+0.00
6	CHIX	0.05%	+0.00
7	TRQX	0.03%	+0.00
8	AQXE	0.00%	+0.00

Volume Trend



Market Share Trend



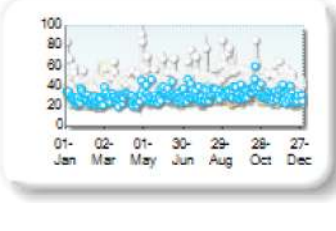
Market share is based on on-book value traded during continuous trading. The share is calculated by averaging over all stocks in the index. The current value shown is for last week and the change is relative to the previous week.

Spreads

At touch

Rank	Venue	Spread (bps)	Change
1	XMAD	27.15	+0.00
2	AQEU	30.84	+0.00
3	CEUX	31.52	+0.00
4	TQEX	48.88	+0.00
5	BATE	145.38	+0.00

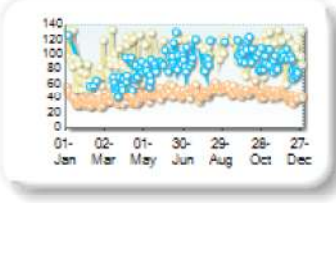
Monthly Spread Trend



25k EUR deal

Rank	Venue	Spread (bps)	Change
1	XMAD	43.70	+0.00
2	AQEU	87.65	+0.00
3	TQEX	135.63	+0.00
4	CEUX	136.04	+0.00

Monthly Spread Trend




Spreads measure the bid to offer spread of the best visible orders in the book. The result is averaged over the stocks in the index and is based on measurements of the order books every 30 seconds. The value for the spread is quoted in basis points (0.01%).

Book Depths

10BPS Depth (top of book)

Rank	Venue	Depth (1K EUR)	Change
1	XMAD	3.6	+0.0
2	AQEU	1.4	+0.0
3	CEUX	1.4	+0.0
4	BATE	0.9	+0.0
5	TQEX	0.3	+0.0

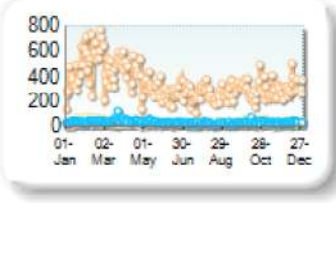
Monthly Depth Trend



50BPS Depth (deeper into book)

Rank	Venue	Depth (1K EUR)	Change
1	XMAD	343.7	+0.0
2	AQEU	34.5	+0.0
3	CEUX	34.3	+0.0
4	TQEX	15.7	+0.0
5	BATE	5.9	+0.0
6	CHIX	1.6	+0.0

Monthly Depth Trend



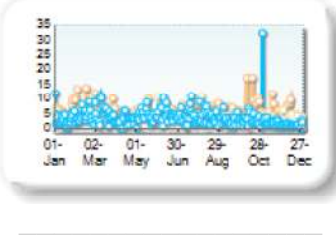
Market depth measures the amount of visible liquidity (bids and offers) in the order book within 10 or 50 BPS of the order price. The result is averaged over the stocks in the index and is based on measurements of the order book every 30 seconds. This is quoted in '000s of EUR.

Best Prices

At touch

Rank	Venue	Best Price (%)	Change
1	XMAD	4.17	-0.49
2	AQEU	3.40	-0.42
3	CEUX	2.00	-0.14
4	TQEX	0.30	-0.02
5	BATE	0.09	+0.03
6	CHIX	0.00	+0.00
7	TRQX	0.00	+0.00
8	AQXE	0.00	+0.00

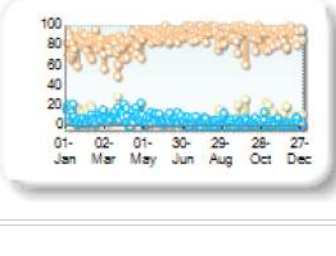
Best Prices Trend



25k EUR deal

Rank	Venue	Best Price (%)	Change
1	XMAD	88.12	+0.00
2	AQEU	5.47	+0.00
3	CEUX	5.04	+0.00
4	TQEX	0.42	+0.00
5	BATE	0.00	+0.00
6	CHIX	0.00	+0.00
7	TRQX	0.00	+0.00
8	AQXE	0.00	+0.00

Best Prices Trend



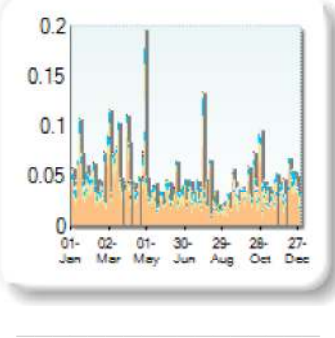
Best Price % measures how often each venue posts an absolute best price (no ties) for stocks. The result is averaged over the stocks in the index and is based on measurements of the order book every 5 seconds.



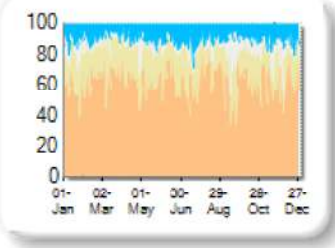
Market Share

Rank	Venue	Market Share	Change
1	XMAD	63.87%	+0.00
2	CEUX	20.10%	+0.00
3	AQEU	9.88%	+0.00
4	TQEX	5.67%	+0.00
5	BATE	0.33%	+0.00
6	CHIX	0.08%	+0.00
7	TRQX	0.07%	+0.00
8	AQXE	0.00%	+0.00

Volume Trend



Market Share Trend



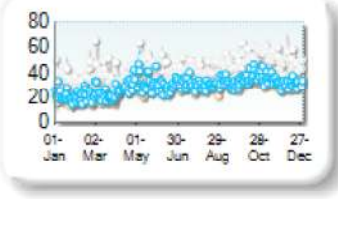
Market share is based on on-book value traded during continuous trading. The share is calculated by averaging over all stocks in the index. The current value shown is for last week and the change is relative to the previous week.

Spreads

At touch

Rank	Venue	Spread (bps)	Change
1	XMAD	26.96	+0.00
2	AQEU	29.19	+0.00
3	CEUX	29.39	+0.00
4	TQEX	44.73	+0.00
5	BATE	247.67	+0.00

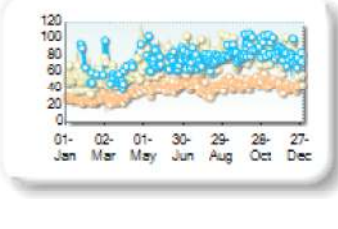
Monthly Spread Trend



25k EUR deal

Rank	Venue	Spread (bps)	Change
1	XMAD	39.91	+0.00
2	CEUX	71.99	+0.00
3	AQEU	78.94	+0.00
4	TQEX	113.34	+0.00

Monthly Spread Trend



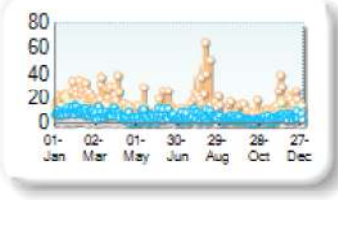
Spreads measure the bid to offer spread of the best visible orders in the book. The result is averaged over the stocks in the index and is based on measurements of the order books every 30 seconds. The value for the spread is quoted in basis points (0.01%).

Book Depths

10BPS Depth (top of book)

Rank	Venue	Depth (1K EUR)	Change
1	XMAD	13.5	+0.0
2	AQEU	5.4	+0.0
3	CEUX	5.1	+0.0
4	BATE	1.7	+0.0
5	CHIX	1.2	+0.0
6	TQEX	1.0	+0.0

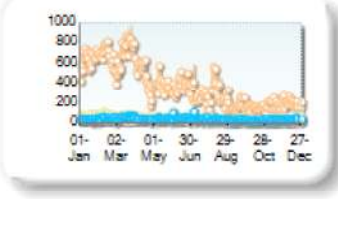
Monthly Depth Trend



50BPS Depth (deeper into book)

Rank	Venue	Depth (1K EUR)	Change
1	XMAD	371.1	+0.0
2	CEUX	51.4	+0.0
3	AQEU	39.9	+0.0
4	TQEX	18.1	+0.0
5	BATE	3.5	+0.0
6	CHIX	0.4	+0.0

Monthly Depth Trend



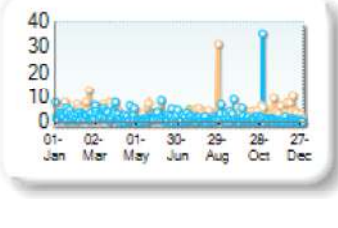
Market depth measures the amount of visible liquidity (bids and offers) in the order book within 10 or 50 BPS of mid price. The result is averaged over the stocks in the index and is based on measurements of the order book every 30 seconds. This is quoted in '000s of EUR.

Best Prices

At touch

Rank	Venue	Best Price (%)	Change
1	XMAD	2.73	+0.28
2	AQEU	1.91	-0.07
3	CEUX	0.93	+0.08
4	BATE	0.16	+0.03
5	TQEX	0.14	+0.04
6	CHIX	0.00	+0.00
7	TRQX	0.00	+0.00
8	AQXE	0.00	+0.00

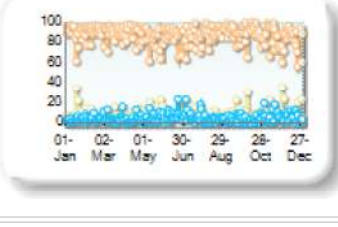
Best Prices Trend



25k EUR deal

Rank	Venue	Best Price (%)	Change
1	XMAD	87.50	+0.00
2	CEUX	6.34	+0.00
3	AQEU	4.64	+0.00
4	TQEX	0.34	+0.00
5	BATE	0.00	+0.00
6	CHIX	0.00	+0.00
7	TRQX	0.00	+0.00
8	AQXE	0.00	+0.00

Best Prices Trend



Best Price % measures how often each venue posts an absolute best price (no ties) for stocks. The result is averaged over the stocks in the index and is based on measurements of the order book every 5 seconds.