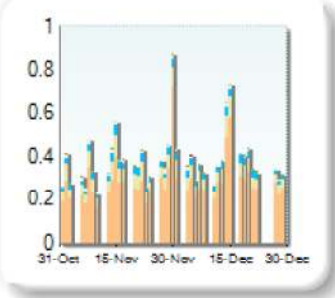


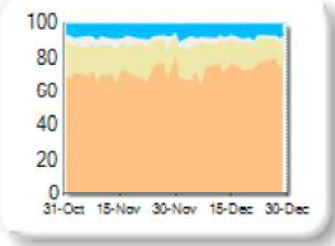
Market Share

Rank	Venue	Market Share	Change
1	XMAD	73.82%	+1.71
2	CEUX	15.38%	-1.12
3	AQEU	7.50%	+0.23
4	TQEX	3.23%	-0.83
5	CHIX	0.04%	+0.02
6	BATE	0.01%	-0.02
7	TRQX	0.01%	0.00
8	AQXE	0.00%	+0.00

Volume Trend



Market Share Trend




Market share is based on on-book value traded during continuous trading. The share is calculated by averaging over all stocks in the index. The current value shown is for last week and the change is relative to the previous week.

Spreads

At touch

Rank	Venue	Spread (bps)	Change
1	XMAD	26.46	-2.20
2	AQEU	33.17	-3.25
3	CEUX	33.52	-0.85
4	TQEX	52.87	-2.61

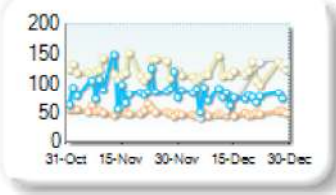
Monthly Spread Trend



25k EUR deal

Rank	Venue	Spread (bps)	Change
1	XMAD	47.78	-4.11
2	AQEU	77.41	-12.64
3	TQEX	91.29	n/a
4	CEUX	118.37	-4.41

Monthly Spread Trend



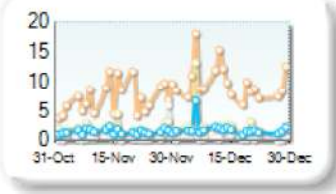
Spreads measure the bid to offer spread of the best visible orders in the book. The result is averaged over the stocks in the index and is based on measurements of the order books every 30 seconds. The value for the spread is quoted in basis points (0.01%).

Book Depths

10BPS Depth (top of book)

Rank	Venue	Depth (1K EUR)	Change
1	XMAD	9.9	+2.6
2	CEUX	2.6	+0.6
3	AQEU	1.9	+0.4
4	TQEX	0.6	-0.1
5	BATE	0.1	+0.0

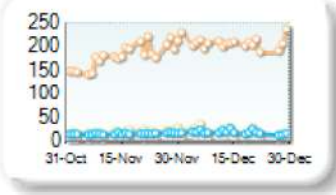
Monthly Depth Trend



50BPS Depth (deeper into book)

Rank	Venue	Depth (1K EUR)	Change
1	XMAD	207.9	+26.1
2	CEUX	22.1	+1.1
3	AQEU	19.4	+2.9
4	TQEX	9.3	+1.1
5	BATE	0.7	+0.2

Monthly Depth Trend



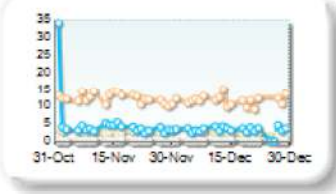
Market depth measures the amount of visible liquidity (bids and offers) in the order book within 10 or 50 BPS of mid price. The result is averaged over the stocks in the index and is based on measurements of the order book every 30 seconds. This is quoted in '000s of EUR.

Best Prices

At touch

Rank	Venue	Best Price (%)	Change
1	XMAD	11.77	-1.52
2	AQEU	3.14	-2.27
3	CEUX	2.47	-0.61
4	TQEX	0.19	+0.04
5	CHIX	0.00	+0.00
6	TRQX	0.00	+0.00
7	BATE	0.00	0.00
8	AQXE	0.00	+0.00

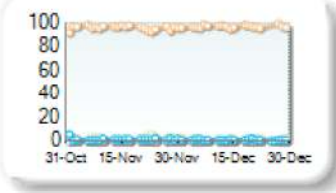
Best Prices Trend



25k EUR deal

Rank	Venue	Best Price (%)	Change
1	XMAD	96.66	+0.94
2	CEUX	1.31	-1.04
3	AQEU	0.96	-0.50
4	TQEX	0.18	+0.08
5	CHIX	0.00	+0.00
6	TRQX	0.00	+0.00
7	BATE	0.00	+0.00
8	AQXE	0.00	+0.00

Best Prices Trend

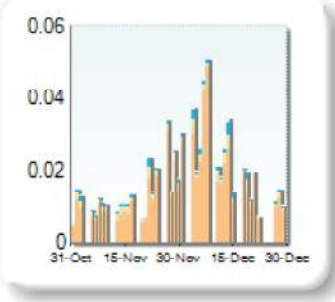


Best Price % measures how often each venue posts an absolute best price (no ties) for stocks. The result is averaged over the stocks in the index and is based on measurements of the order book every 5 seconds.

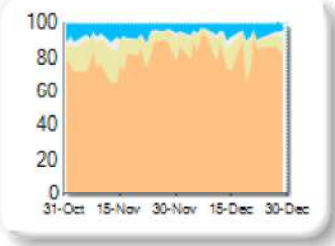
Market Share

Rank	Venue	Market Share	Change
1	XMAD	85.32%	+4.69
2	CEUX	8.19%	-2.86
3	AQEU	4.83%	-1.32
4	TQEX	1.66%	-0.52
5	BATE	0.00%	+0.00

Volume Trend



Market Share Trend



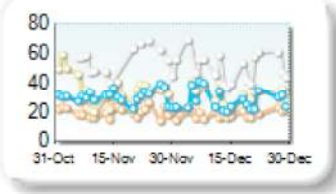
Market share is based on on-book value traded during continuous trading. The share is calculated by averaging over all stocks in the index. The current value shown is for last week and the change is relative to the previous week.

Spreads

At touch

Rank	Venue	Spread (bps)	Change
1	XMAD	18.13	-1.61
2	AQEU	27.66	-2.50
3	CEUX	30.76	-4.28
4	TQEX	51.19	-16.82

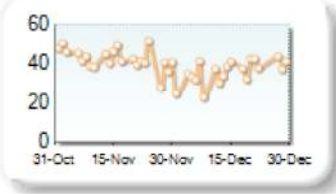
Monthly Spread Trend



25k EUR deal

Rank	Venue	Spread (bps)	Change
1	XMAD	36.08	-6.48
2	CEUX	175.83	-16.73

Monthly Spread Trend



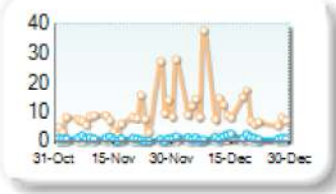
Spreads measure the bid to offer spread of the best visible orders in the book. The result is averaged over the stocks in the index and is based on measurements of the order books every 30 seconds. The value for the spread is quoted in basis points (0.01%).

Book Depths

10BPS Depth (top of book)

Rank	Venue	Depth (1K EUR)	Change
1	XMAD	12.1	+4.0
2	AQEU	1.3	+0.4
3	CEUX	1.2	+0.4
4	TQEX	0.3	+0.2

Monthly Depth Trend



50BPS Depth (deeper into book)

Rank	Venue	Depth (1K EUR)	Change
1	XMAD	351.8	+114.0
2	AQEU	14.5	-0.2
3	CEUX	13.2	+4.1
4	TQEX	7.8	+2.7

Monthly Depth Trend



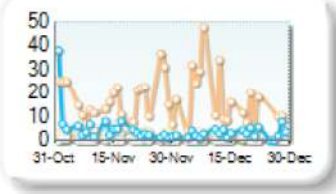
Market depth measures the amount of visible liquidity (bids and offers) in the order book within 10 or 50 BPS of mid price. The result is averaged over the stocks in the index and is based on measurements of the order book every 30 seconds. This is quoted in '000s of EUR.

Best Prices

At touch

Rank	Venue	Best Price (%)	Change
1	XMAD	16.97	-3.27
2	AQEU	3.05	-2.75
3	CEUX	1.77	-1.71
4	TQEX	0.40	+0.37
5	BATE	0.00	+0.00

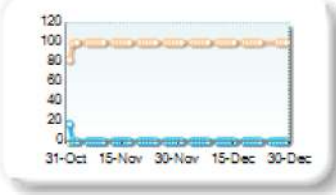
Best Prices Trend



25k EUR deal

Rank	Venue	Best Price (%)	Change
1	XMAD	99.94	+0.83
2	AQEU	0.02	-0.78
3	CEUX	0.00	+0.00
4	BATE	0.00	+0.00
5	TQEX	0.00	+0.00

Best Prices Trend

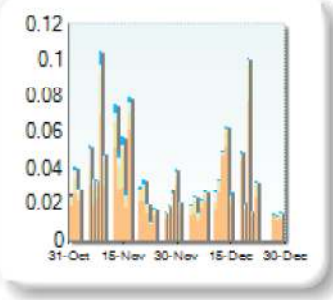


Best Price % measures how often each venue posts an absolute best price (no ties) for stocks. The result is averaged over the stocks in the index and is based on measurements of the order book every 5 seconds.

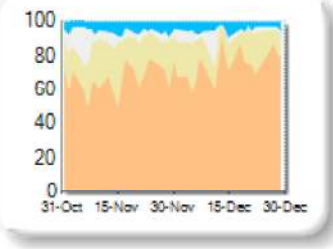
Market Share

Rank	Venue	Market Share	Change
1	XMAD	77.03%	+11.07
2	CEUX	15.68%	-5.79
3	AQEU	3.74%	-1.77
4	TQEX	3.53%	-3.50
5	TRQX	0.02%	+0.02

Volume Trend



Market Share Trend



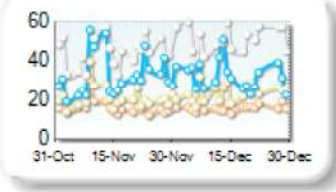
Market share is based on on-book value traded during continuous trading. The share is calculated by averaging over all stocks in the index. The current value shown is for last week and the change is relative to the previous week.

Spreads

At touch

Rank	Venue	Spread (bps)	Change
1	XMAD	15.93	-0.45
2	CEUX	23.69	+2.66
3	AQEU	32.41	+0.07
4	TQEX	51.57	+4.45

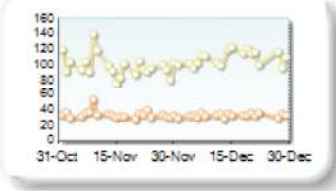
Monthly Spread Trend



25k EUR deal

Rank	Venue	Spread (bps)	Change
1	XMAD	33.20	-1.11
2	CEUX	111.07	+12.25

Monthly Spread Trend



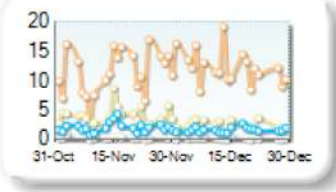
Spreads measure the bid to offer spread of the best visible orders in the book. The result is averaged over the stocks in the index and is based on measurements of the order books every 30 seconds. The value for the spread is quoted in basis points (0.01%).

Book Depths

10BPS Depth (top of book)

Rank	Venue	Depth (1K EUR)	Change
1	XMAD	12.2	+1.0
2	CEUX	2.4	-1.4
3	AQEU	1.6	-0.4
4	TQEX	0.3	-0.2

Monthly Depth Trend



50BPS Depth (deeper into book)

Rank	Venue	Depth (1K EUR)	Change
1	XMAD	253.3	+5.8
2	CEUX	26.8	-4.5
3	AQEU	16.9	-1.0
4	TQEX	7.6	+0.4

Monthly Depth Trend




Market depth measures the amount of visible liquidity (bids and offers) in the order book within 10 or 50 BPS of mid price. The result is averaged over the stocks in the index and is based on measurements of the order book every 30 seconds. This is quoted in '000s of EUR.

Best Prices

At touch

Rank	Venue	Best Price (%)	Change
1	XMAD	17.03	+1.82
2	CEUX	3.85	-0.37
3	AQEU	1.39	-2.19
4	TQEX	0.18	+0.11
5	CHIX	0.00	+0.00
6	TRQX	0.00	+0.00
7	BATE	0.00	+0.00

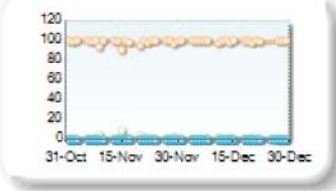
Best Prices Trend



25k EUR deal

Rank	Venue	Best Price (%)	Change
1	XMAD	99.52	+0.97
2	CEUX	0.44	-0.90
3	AQEU	0.01	-0.02
4	TQEX	0.00	+0.00
5	CHIX	0.00	+0.00
6	TRQX	0.00	+0.00
7	BATE	0.00	+0.00

Best Prices Trend

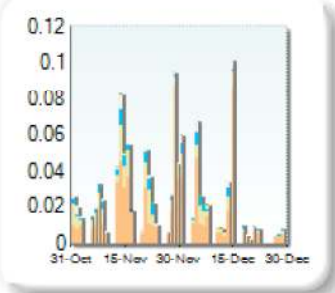


Best Price % measures how often each venue posts an absolute best price (no ties) for stocks. The result is averaged over the stocks in the index and is based on measurements of the order book every 5 seconds.

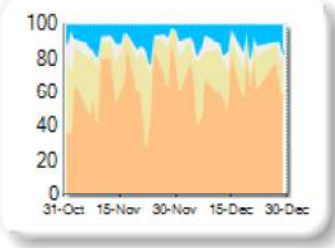
Market Share

Rank	Venue	Market Share	Change
1	XMAD	67.11%	+3.84
2	CEUX	16.96%	-6.02
3	AQEU	8.86%	-0.04
4	TQEX	6.99%	+2.35
5	BATE	0.08%	-0.01
6	AQXE	0.00%	+0.00

Volume Trend



Market Share Trend



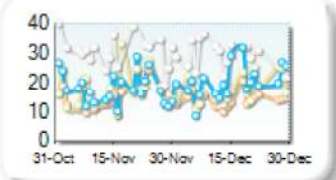
Market share is based on on-book value traded during continuous trading. The share is calculated by averaging over all stocks in the index. The current value shown is for last week and the change is relative to the previous week.

Spreads

At touch

Rank	Venue	Spread (bps)	Change
1	XMAD	13.79	-1.72
2	CEUX	17.15	-0.11
3	AQEU	20.08	+2.24
4	TQEX	48.03	+14.34

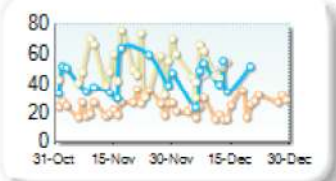
Monthly Spread Trend



25k EUR deal

Rank	Venue	Spread (bps)	Change
1	XMAD	23.63	-0.98
2	AQEU	43.66	+0.14
3	TQEX	47.42	n/a
4	CEUX	77.12	+18.93

Monthly Spread Trend




Spreads measure the bid to offer spread of the best visible orders in the book. The result is averaged over the stocks in the index and is based on measurements of the order books every 30 seconds. The value for the spread is quoted in basis points (0.01%).

Book Depths

10BPS Depth (top of book)

Rank	Venue	Depth (1K EUR)	Change
1	XMAD	73.8	+25.6
2	CEUX	27.4	+11.6
3	AQEU	16.3	+5.9
4	TQEX	5.5	-1.9


Monthly Depth Trend



50BPS Depth (deeper into book)

Rank	Venue	Depth (1K EUR)	Change
1	XMAD	537.1	-113.4
2	CEUX	130.9	+1.4
3	AQEU	97.4	+32.0
4	TQEX	47.1	+1.4

Monthly Depth Trend



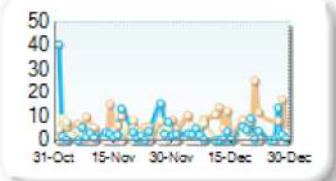
Market depth measures the amount of visible liquidity (bids and offers) in the order book within 10 or 50 BPS of mid price. The result is averaged over the stocks in the index and is based on measurements of the order book every 30 seconds. This is quoted in '000s of EUR.

Best Prices

At touch

Rank	Venue	Best Price (%)	Change
1	XMAD	8.15	+6.03
2	AQEU	2.95	-1.89
3	CEUX	2.33	-1.94
4	TQEX	0.07	-0.19
5	CHIX	0.00	+0.00
6	TRQX	0.00	+0.00
7	BATE	0.00	+0.00
8	AQXE	0.00	+0.00

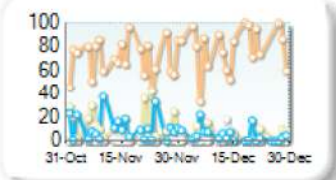
Best Prices Trend



25k EUR deal

Rank	Venue	Best Price (%)	Change
1	XMAD	78.43	+8.11
2	AQEU	4.71	-6.43
3	CEUX	4.35	-8.72
4	TQEX	1.98	+1.43
5	CHIX	0.00	+0.00
6	TRQX	0.00	+0.00
7	BATE	0.00	+0.00
8	AQXE	0.00	+0.00

Best Prices Trend

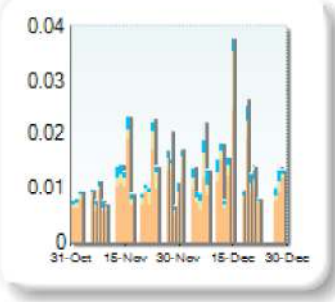


Best Price % measures how often each venue posts an absolute best price (no ties) for stocks. The result is averaged over the stocks in the index and is based on measurements of the order book every 5 seconds.

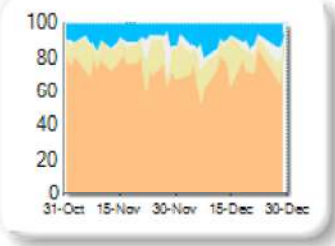
Market Share

Rank	Venue	Market Share	Change
1	XMAD	70.85%	-3.79
2	CEUX	14.42%	+2.35
3	AQEU	10.25%	+1.43
4	TQEX	4.48%	+0.02
5	BATE	0.00%	+0.00

Volume Trend



Market Share Trend



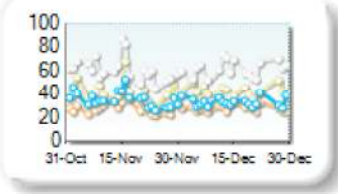
Market share is based on on-book value traded during continuous trading. The share is calculated by averaging over all stocks in the index. The current value shown is for last week and the change is relative to the previous week.

Spreads

At touch

Rank	Venue	Spread (bps)	Change
1	XMAD	27.65	-0.70
2	AQEU	32.75	-2.59
3	CEUX	41.42	+1.07
4	TQEX	64.48	+3.45

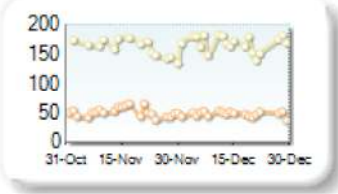
Monthly Spread Trend



25k EUR deal

Rank	Venue	Spread (bps)	Change
1	XMAD	47.25	-3.28
2	CEUX	168.14	-5.80

Monthly Spread Trend



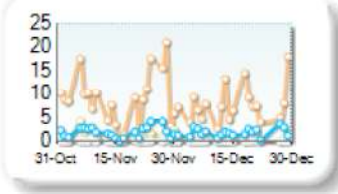
Spreads measure the bid to offer spread of the best visible orders in the book. The result is averaged over the stocks in the index and is based on measurements of the order books every 30 seconds. The value for the spread is quoted in basis points (0.01%).

Book Depths

10BPS Depth (top of book)

Rank	Venue	Depth (1K EUR)	Change
1	XMAD	7.7	-1.0
2	AQEU	1.9	-0.1
3	CEUX	0.5	-0.6
4	TQEX	0.0	-0.1

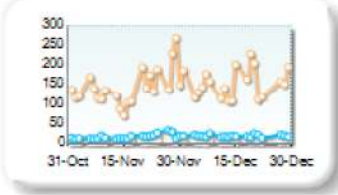
Monthly Depth Trend



50BPS Depth (deeper into book)

Rank	Venue	Depth (1K EUR)	Change
1	XMAD	155.1	+10.1
2	AQEU	20.4	+1.9
3	CEUX	11.8	+0.8
4	TQEX	6.2	+0.8

Monthly Depth Trend



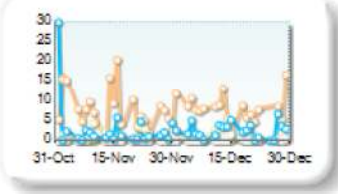
Market depth measures the amount of visible liquidity (bids and offers) in the order book within 10 or 50 BPS of mid price. The result is averaged over the stocks in the index and is based on measurements of the order book every 30 seconds. This is quoted in '000s of EUR.

Best Prices

At touch

Rank	Venue	Best Price (%)	Change
1	XMAD	8.20	-1.55
2	AQEU	2.49	-1.20
3	CEUX	1.05	-0.35
4	TQEX	0.11	-0.01
5	BATE	0.00	+0.00

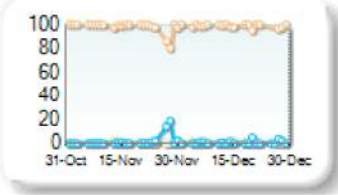
Best Prices Trend



25k EUR deal

Rank	Venue	Best Price (%)	Change
1	XMAD	98.90	+1.06
2	AQEU	0.77	-1.11
3	CEUX	0.20	+0.01
4	BATE	0.00	+0.00
5	TQEX	0.00	0.00

Best Prices Trend

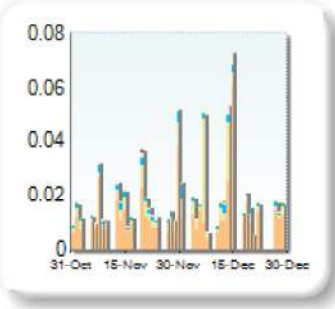


Best Price % measures how often each venue posts an absolute best price (no ties) for stocks. The result is averaged over the stocks in the index and is based on measurements of the order book every 5 seconds.

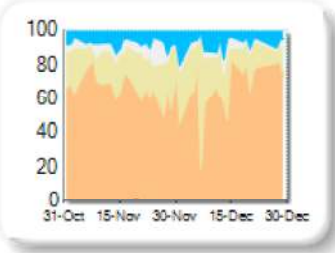
Market Share

Rank	Venue	Market Share	Change
1	XMAD	62.61%	-5.19
2	CEUX	26.36%	+7.34
3	AQEU	6.81%	-1.22
4	TQEX	4.20%	-0.70
5	BATE	0.02%	+0.02

Volume Trend



Market Share Trend



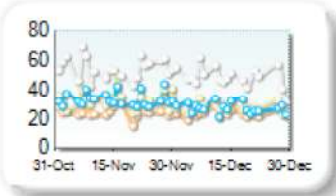
Market share is based on on-book value traded during continuous trading. The share is calculated by averaging over all stocks in the index. The current value shown is for last week and the change is relative to the previous week.

Spreads

At touch

Rank	Venue	Spread (bps)	Change
1	XMAD	23.15	-2.02
2	AQEU	27.18	-6.01
3	CEUX	27.64	-5.42
4	TQEX	49.88	-5.77

Monthly Spread Trend



25k EUR deal

Rank	Venue	Spread (bps)	Change
1	XMAD	44.52	-3.67
2	CEUX	101.72	-15.54

Monthly Spread Trend



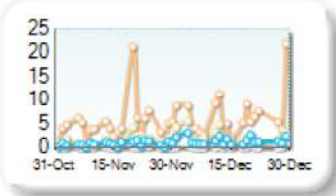
Spreads measure the bid to offer spread of the best visible orders in the book. The result is averaged over the stocks in the index and is based on measurements of the order books every 30 seconds. The value for the spread is quoted in basis points (0.01%).

Book Depths

10BPS Depth (top of book)

Rank	Venue	Depth (1K EUR)	Change
1	XMAD	6.6	+1.8
2	CEUX	2.1	+0.9
3	AQEU	1.5	+0.6
4	TQEX	0.2	+0.1
5	BATE	0.1	+0.0

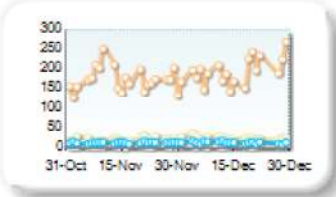
Monthly Depth Trend



50BPS Depth (deeper into book)

Rank	Venue	Depth (1K EUR)	Change
1	XMAD	195.6	+20.5
2	CEUX	26.9	+4.1
3	AQEU	14.7	+0.2
4	TQEX	7.4	+1.0
5	BATE	0.7	+0.1

Monthly Depth Trend



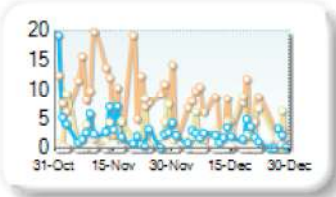
Market depth measures the amount of visible liquidity (bids and offers) in the order book within 10 or 50 BPS of mid price. The result is averaged over the stocks in the index and is based on measurements of the order book every 30 seconds. This is quoted in '000s of EUR.

Best Prices

At touch

Rank	Venue	Best Price (%)	Change
1	XMAD	5.95	-4.61
2	CEUX	2.64	-1.21
3	AQEU	2.03	-1.91
4	TQEX	0.17	-0.01
5	CHIX	0.00	+0.00
6	BATE	0.00	+0.00
7	AQXE	0.00	+0.00

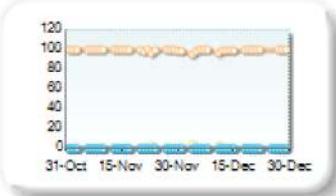
Best Prices Trend



25k EUR deal

Rank	Venue	Best Price (%)	Change
1	XMAD	99.18	-0.38
2	CEUX	0.74	+0.40
3	AQEU	0.01	+0.00
4	TQEX	0.00	+0.00
5	CHIX	0.00	+0.00
6	BATE	0.00	+0.00
7	AQXE	0.00	+0.00

Best Prices Trend

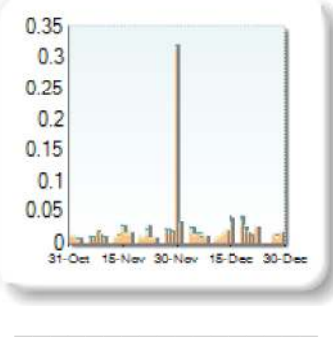


Best Price % measures how often each venue posts an absolute best price (no ties) for stocks. The result is averaged over the stocks in the index and is based on measurements of the order book every 5 seconds.

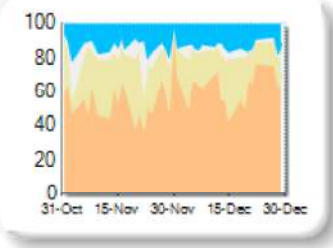
Market Share

Rank	Venue	Market Share	Change
1	XMAD	60.89%	-13.84
2	CEUX	21.87%	+7.99
3	AQEU	13.54%	+6.26
4	TQEX	3.66%	-0.42
5	CHIX	0.02%	+0.02
6	BATE	0.01%	0.00
7	TRQX	0.00%	0.00
8	AQXE	0.00%	+0.00

Volume Trend



Market Share Trend



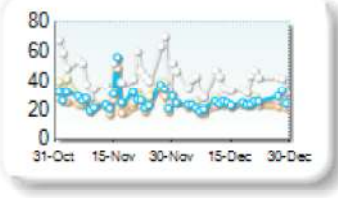
Market share is based on on-book value traded during continuous trading. The share is calculated by averaging over all stocks in the index. The current value shown is for last week and the change is relative to the previous week.

Spreads

At touch

Rank	Venue	Spread (bps)	Change
1	XMAD	22.48	-2.23
2	AQEU	24.30	-3.76
3	CEUX	24.61	-5.34
4	TQEX	38.38	-10.62


Monthly Spread Trend



25k EUR deal

Rank	Venue	Spread (bps)	Change
1	XMAD	41.72	-6.95
2	CEUX	121.42	-28.03

Monthly Spread Trend



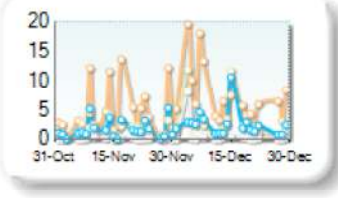
Spreads measure the bid to offer spread of the best visible orders in the book. The result is averaged over the stocks in the index and is based on measurements of the order books every 30 seconds. The value for the spread is quoted in basis points (0.01%).

Book Depths

10BPS Depth (top of book)

Rank	Venue	Depth (1K EUR)	Change
1	XMAD	7.1	+2.7
2	CEUX	2.7	+1.1
3	AQEU	2.5	+0.9
4	TQEX	0.7	+0.4

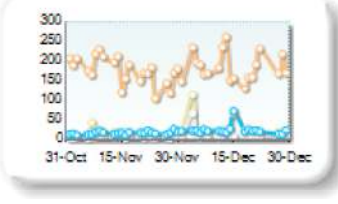
Monthly Depth Trend



50BPS Depth (deeper into book)

Rank	Venue	Depth (1K EUR)	Change
1	XMAD	187.0	+9.5
2	CEUX	29.3	+10.7
3	AQEU	25.1	+7.0
4	TQEX	13.8	+6.4

Monthly Depth Trend




Market depth measures the amount of visible liquidity (bids and offers) in the order book within 10 or 50 BPS of mid price. The result is averaged over the stocks in the index and is based on measurements of the order book every 30 seconds. This is quoted in '000s of EUR.

Best Prices

At touch

Rank	Venue	Best Price (%)	Change
1	XMAD	2.60	-1.40
2	CEUX	0.81	-0.69
3	AQEU	0.50	-2.23
4	TQEX	0.09	+0.01
5	CHIX	0.00	+0.00
6	TRQX	0.00	+0.00
7	BATE	0.00	+0.00
8	AQXE	0.00	+0.00

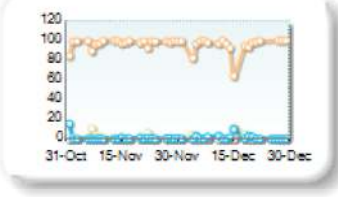
Best Prices Trend



25k EUR deal

Rank	Venue	Best Price (%)	Change
1	XMAD	95.23	-2.17
2	CEUX	1.58	+0.23
3	AQEU	1.26	+0.17
4	TQEX	0.40	+0.40
5	CHIX	0.00	+0.00
6	TRQX	0.00	+0.00
7	BATE	0.00	+0.00
8	AQXE	0.00	+0.00

Best Prices Trend

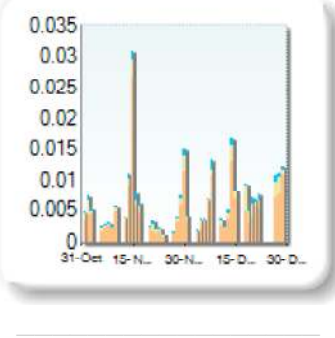


Best Price % measures how often each venue posts an absolute best price (no ties) for stocks. The result is averaged over the stocks in the index and is based on measurements of the order book every 5 seconds.

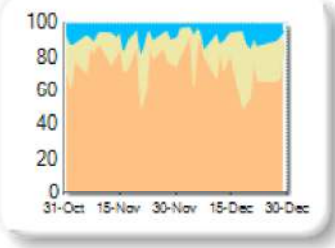
Market Share

Rank	Venue	Market Share	Change
1	XMAD	73.25%	-4.71
2	CEUX	18.56%	+4.47
3	AQEU	8.14%	+0.22
4	AQXE	0.04%	+0.04

Volume Trend



Market Share Trend



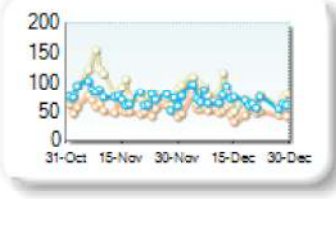
Market share is based on on-book value traded during continuous trading. The share is calculated by averaging over all stocks in the index. The current value shown is for last week and the change is relative to the previous week.

Spreads

At touch

Rank	Venue	Spread (bps)	Change
1	XMAD	50.40	-5.15
2	AQEU	70.60	-3.83
3	CEUX	77.34	-15.01

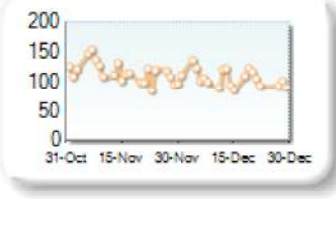
Monthly Spread Trend



25k EUR deal

Rank	Venue	Spread (bps)	Change
1	XMAD	106.11	-9.20

Monthly Spread Trend




Spreads measure the bid to offer spread of the best visible orders in the book. The result is averaged over the stocks in the index and is based on measurements of the order books every 30 seconds. The value for the spread is quoted in basis points (0.01%).

Book Depths

10BPS Depth (top of book)

Rank	Venue	Depth (1K EUR)	Change
1	XMAD	0.7	+0.2
2	CEUX	0.1	+0.0
3	AQEU	0.0	+0.0

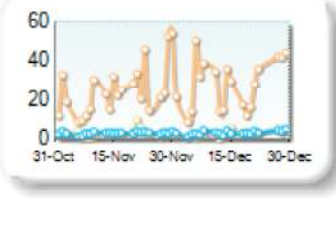
Monthly Depth Trend



50BPS Depth (deeper into book)

Rank	Venue	Depth (1K EUR)	Change
1	XMAD	28.0	+3.0
2	AQEU	3.3	+0.1
3	CEUX	3.0	-0.1

Monthly Depth Trend



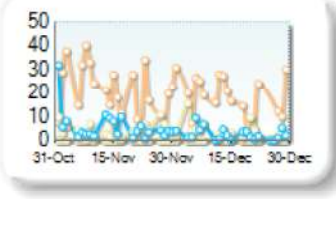
Market depth measures the amount of visible liquidity (bids and offers) in the order book within 10 or 50 BPS of mid price. The result is averaged over the stocks in the index and is based on measurements of the order book every 30 seconds. This is quoted in '000s of EUR.

Best Prices

At touch

Rank	Venue	Best Price (%)	Change
1	XMAD	18.28	-7.76
2	CEUX	3.95	+2.39
3	AQEU	2.68	-3.09
4	BATE	0.00	+0.00
5	AQXE	0.00	+0.00

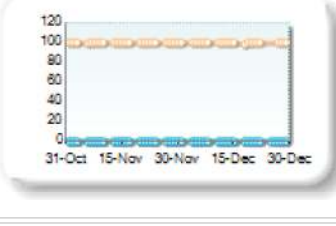
Best Prices Trend



25k EUR deal

Rank	Venue	Best Price (%)	Change
1	XMAD	99.88	-0.04
2	CEUX	0.08	+0.05
3	BATE	0.00	+0.00
4	AQXE	0.00	+0.00
5	AQEU	0.00	0.00

Best Prices Trend

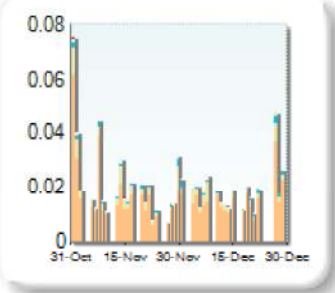


Best Price % measures how often each venue posts an absolute best price (no ties) for stocks. The result is averaged over the stocks in the index and is based on measurements of the order book every 5 seconds.

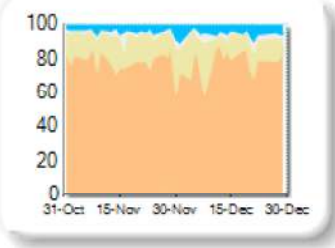
Market Share

Rank	Venue	Market Share	Change
1	XMAD	78.00%	+0.00
2	CEUX	14.00%	-1.54
3	AQEU	5.30%	+1.39
4	TQEX	2.69%	+0.21
5	AQXE	0.01%	+0.01
6	BATE	0.01%	-0.04

Volume Trend



Market Share Trend



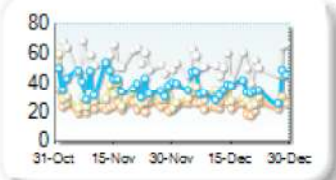
Market share is based on on-book value traded during continuous trading. The share is calculated by averaging over all stocks in the index. The current value shown is for last week and the change is relative to the previous week.

Spreads

At touch

Rank	Venue	Spread (bps)	Change
1	XMAD	24.31	+1.03
2	CEUX	31.63	+1.01
3	AQEU	36.78	-2.57
4	TQEX	52.85	-5.26

Monthly Spread Trend



25k EUR deal

Rank	Venue	Spread (bps)	Change
1	XMAD	47.58	+2.67
2	CEUX	156.61	+9.77

Monthly Spread Trend



Spreads measure the bid to offer spread of the best visible orders in the book. The result is averaged over the stocks in the index and is based on measurements of the order books every 30 seconds. The value for the spread is quoted in basis points (0.01%).

Book Depths

10BPS Depth (top of book)

Rank	Venue	Depth (1K EUR)	Change
1	XMAD	2.9	-0.4
2	CEUX	0.6	-0.4
3	AQEU	0.2	0.0
4	TQEX	0.1	0.0

Monthly Depth Trend



50BPS Depth (deeper into book)

Rank	Venue	Depth (1K EUR)	Change
1	XMAD	203.7	-41.1
2	CEUX	13.2	-4.3
3	AQEU	13.1	+0.6
4	TQEX	5.6	-0.2

Monthly Depth Trend




Market depth measures the amount of visible liquidity (bids and offers) in the order book within 10 or 50 BPS of mid price. The result is averaged over the stocks in the index and is based on measurements of the order book every 30 seconds. This is quoted in '000s of EUR.

Best Prices

At touch

Rank	Venue	Best Price (%)	Change
1	XMAD	13.56	-5.82
2	CEUX	4.01	-2.24
3	AQEU	2.10	-0.85
4	TQEX	0.27	+0.15
5	CHIX	0.00	+0.00
6	BATE	0.00	+0.00
7	AQXE	0.00	+0.00

Best Prices Trend



25k EUR deal

Rank	Venue	Best Price (%)	Change
1	XMAD	98.88	+0.69
2	CEUX	1.07	-0.52
3	AQEU	0.01	-0.14
4	CHIX	0.00	+0.00
5	BATE	0.00	+0.00
6	AQXE	0.00	+0.00
7	TQEX	0.00	+0.00

Best Prices Trend

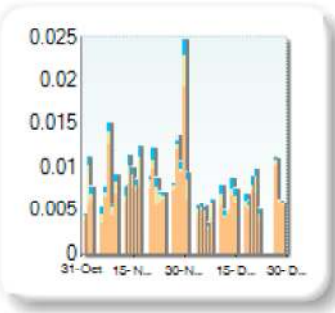


Best Price % measures how often each venue posts an absolute best price (no ties) for stocks. The result is averaged over the stocks in the index and is based on measurements of the order book every 5 seconds.

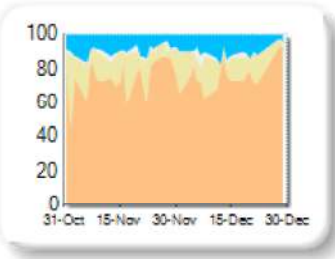
Market Share

Rank	Venue	Market Share	Change
1	XMAD	77.08%	+1.44
2	CEUX	11.72%	-2.30
3	AQEU	9.43%	+0.95
4	TQEX	1.77%	-0.09
5	BATE	0.00%	+0.00

Volume Trend



Market Share Trend



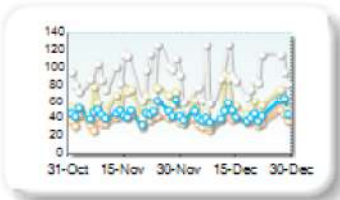
Market share is based on on-book value traded during continuous trading. The share is calculated by averaging over all stocks in the index. The current value shown is for last week and the change is relative to the previous week.

Spreads

At touch

Rank	Venue	Spread (bps)	Change
1	XMAD	37.70	-0.78
2	AQEU	44.70	-1.45
3	CEUX	54.63	-4.61
4	TQEX	92.59	-7.55

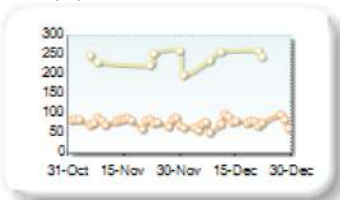
Monthly Spread Trend



25k EUR deal

Rank	Venue	Spread (bps)	Change
1	XMAD	75.72	-4.02
2	CEUX	298.65	+3.14

Monthly Spread Trend




Spreads measure the bid to offer spread of the best visible orders in the book. The result is averaged over the stocks in the index and is based on measurements of the order books every 30 seconds. The value for the spread is quoted in basis points (0.01%).

Book Depths

10BPS Depth (top of book)

Rank	Venue	Depth (1K EUR)	Change
1	XMAD	2.0	-0.7
2	AQEU	0.4	-0.2
3	CEUX	0.3	0.0
4	TQEX	0.1	+0.0

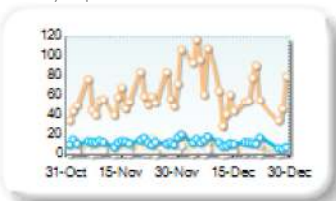
Monthly Depth Trend



50BPS Depth (deeper into book)

Rank	Venue	Depth (1K EUR)	Change
1	XMAD	69.9	+13.0
2	AQEU	12.5	-0.5
3	CEUX	6.7	-0.8
4	TQEX	3.2	+0.6

Monthly Depth Trend




Market depth measures the amount of visible liquidity (bids and offers) in the order book within 10 or 50 BPS of mid price. The result is averaged over the stocks in the index and is based on measurements of the order book every 30 seconds. This is quoted in '000s of EUR.

Best Prices

At touch

Rank	Venue	Best Price (%)	Change
1	XMAD	10.13	+0.93
2	CEUX	3.25	-0.09
3	AQEU	2.70	-1.21
4	TQEX	0.38	+0.43
5	BATE	0.00	+0.00

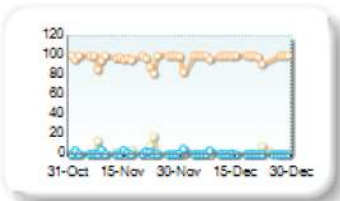
Best Prices Trend



25k EUR deal

Rank	Venue	Best Price (%)	Change
1	XMAD	98.27	+1.61
2	AQEU	0.54	-0.43
3	CEUX	0.49	-1.79
4	TQEX	0.28	+0.28
5	BATE	0.00	+0.00

Best Prices Trend

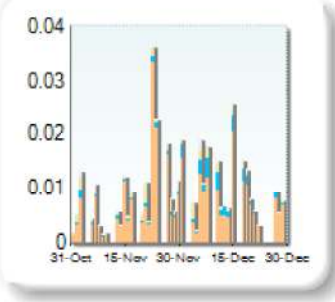


Best Price % measures how often each venue posts an absolute best price (no ties) for stocks. The result is averaged over the stocks in the index and is based on measurements of the order book every 5 seconds.

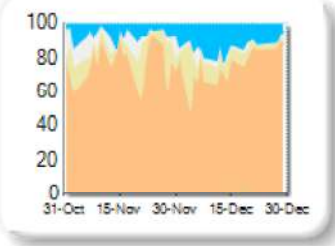
Market Share

Rank	Venue	Market Share	Change
1	XMAD	75.29%	-5.12
2	AQEU	13.70%	+8.34
3	CEUX	7.85%	-1.48
4	TQEX	3.02%	-1.88
5	TRQX	0.13%	+0.13

Volume Trend



Market Share Trend



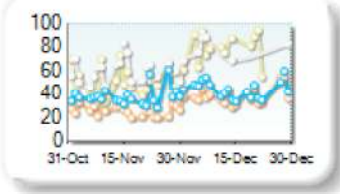
Market share is based on on-book value traded during continuous trading. The share is calculated by averaging over all stocks in the index. The current value shown is for last week and the change is relative to the previous week.

Spreads

At touch

Rank	Venue	Spread (bps)	Change
1	XMAD	38.09	+12.46
2	AQEU	43.85	+6.06
3	TQEX	92.18	+32.26
4	CEUX	106.99	+56.78

Monthly Spread Trend



25k EUR deal

Rank	Venue	Spread (bps)	Change
1	XMAD	71.30	+37.78
2	AQEU	101.87	-51.60
3	CEUX	247.52	n/a

Monthly Spread Trend



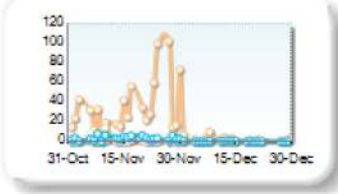
Spreads measure the bid to offer spread of the best visible orders in the book. The result is averaged over the stocks in the index and is based on measurements of the order books every 30 seconds. The value for the spread is quoted in basis points (0.01%).

Book Depths

10BPS Depth (top of book)

Rank	Venue	Depth (1K EUR)	Change
1	XMAD	2.3	-33.0
2	AQEU	0.6	-2.8
3	CEUX	0.1	-1.6
4	TQEX	0.0	-0.8

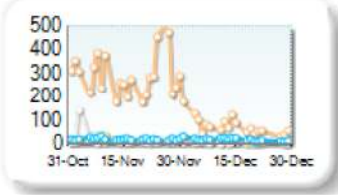
Monthly Depth Trend



50BPS Depth (deeper into book)

Rank	Venue	Depth (1K EUR)	Change
1	XMAD	77.0	-210.3
2	AQEU	19.3	-1.9
3	CEUX	6.1	-10.8
4	TQEX	4.2	-12.9

Monthly Depth Trend



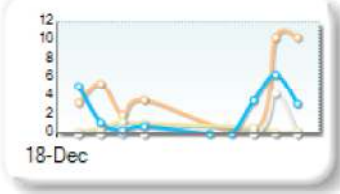
Market depth measures the amount of visible liquidity (bids and offers) in the order book within 10 or 50 BPS of mid price. The result is averaged over the stocks in the index and is based on measurements of the order book every 30 seconds. This is quoted in '000s of EUR.

Best Prices

At touch

Rank	Venue	Best Price (%)	Change
1	XMAD	5.04	+0.00
2	AQEU	2.29	+0.00
3	TQEX	0.70	+0.00
4	CEUX	0.60	+0.00
5	TRQX	0.00	+0.00

Best Prices Trend



25k EUR deal

Rank	Venue	Best Price (%)	Change
1	XMAD	97.17	+0.00
2	AQEU	2.18	+0.00
3	TRQX	0.00	+0.00
4	CEUX	0.00	+0.00
5	TQEX	0.00	+0.00

Best Prices Trend

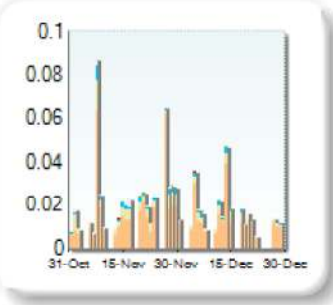


Best Price % measures how often each venue posts an absolute best price (no ties) for stocks. The result is averaged over the stocks in the index and is based on measurements of the order book every 5 seconds.

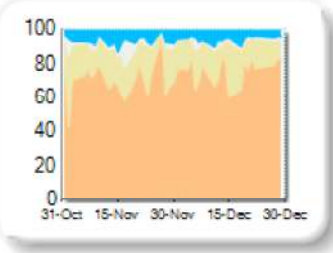
Market Share

Rank	Venue	Market Share	Change
1	XMAD	76.17%	+4.47
2	CEUX	15.78%	-2.06
3	AQEU	5.71%	-1.08
4	TQEX	2.23%	-1.37
5	CHIX	0.11%	+0.08
6	BATE	0.01%	-0.04

Volume Trend



Market Share Trend




Market share is based on on-book value traded during continuous trading. The share is calculated by averaging over all stocks in the index. The current value shown is for last week and the change is relative to the previous week.

Spreads

At touch

Rank	Venue	Spread (bps)	Change
1	XMAD	22.67	-5.23
2	CEUX	29.76	-7.21
3	AQEU	32.82	-4.65
4	TQEX	55.13	-14.83


Monthly Spread Trend



25k EUR deal

Rank	Venue	Spread (bps)	Change
1	XMAD	47.42	-4.98
2	CEUX	142.29	-3.77

Monthly Spread Trend



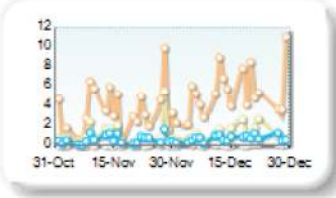
Spreads measure the bid to offer spread of the best visible orders in the book. The result is averaged over the stocks in the index and is based on measurements of the order books every 30 seconds. The value for the spread is quoted in basis points (0.01%).

Book Depths

10BPS Depth (top of book)

Rank	Venue	Depth (1K EUR)	Change
1	XMAD	5.4	+1.9
2	CEUX	1.1	+0.1
3	AQEU	0.7	+0.1
4	TQEX	0.1	+0.1

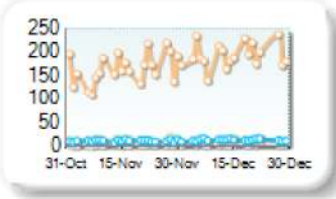
Monthly Depth Trend



50BPS Depth (deeper into book)

Rank	Venue	Depth (1K EUR)	Change
1	XMAD	192.5	+27.0
2	AQEU	13.4	+1.6
3	CEUX	12.6	-0.2
4	TQEX	5.5	+1.1
5	BATE	0.7	+0.0

Monthly Depth Trend



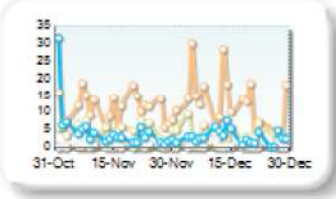
Market depth measures the amount of visible liquidity (bids and offers) in the order book within 10 or 50 BPS of mid price. The result is averaged over the stocks in the index and is based on measurements of the order book every 30 seconds. This is quoted in '000s of EUR.

Best Prices

At touch

Rank	Venue	Best Price (%)	Change
1	XMAD	13.43	+3.91
2	CEUX	3.71	-0.67
3	AQEU	2.88	-2.27
4	TQEX	0.17	-0.17
5	CHIX	0.00	+0.00
6	BATE	0.00	-0.01


Best Prices Trend



25k EUR deal

Rank	Venue	Best Price (%)	Change
1	XMAD	99.93	+0.48
2	CEUX	0.03	-0.45
3	CHIX	0.00	+0.00
4	BATE	0.00	+0.00
5	TQEX	0.00	0.00
6	AQEU	0.00	-0.01

Best Prices Trend

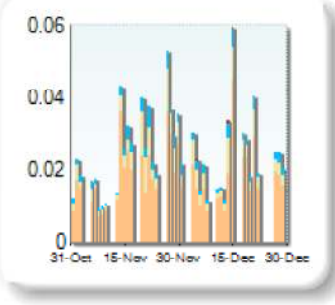


Best Price % measures how often each venue posts an absolute best price (no ties) for stocks. The result is averaged over the stocks in the index and is based on measurements of the order book every 5 seconds.

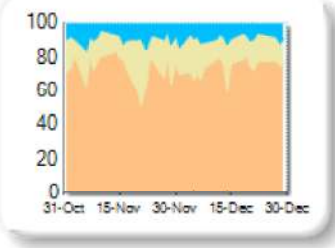
Market Share

Rank	Venue	Market Share	Change
1	XMAD	73.09%	+0.56
2	CEUX	17.39%	-0.82
3	AQEU	9.21%	-0.05
4	CHIX	0.31%	+0.31

Volume Trend



Market Share Trend



Market share is based on on-book value traded during continuous trading. The share is calculated by averaging over all stocks in the index. The current value shown is for last week and the change is relative to the previous week.

Spreads

At touch

Rank	Venue	Spread (bps)	Change
1	XMAD	38.57	-3.63
2	AQEU	46.03	-10.52
3	CEUX	49.76	-7.72

Monthly Spread Trend



25k EUR deal

Rank	Venue	Spread (bps)	Change
1	XMAD	69.27	-4.75
2	CEUX	276.28	n/a

Monthly Spread Trend



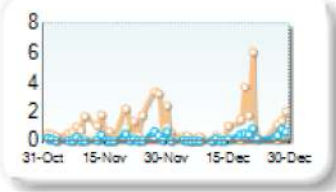
Spreads measure the bid to offer spread of the best visible orders in the book. The result is averaged over the stocks in the index and is based on measurements of the order books every 30 seconds. The value for the spread is quoted in basis points (0.01%).

Book Depths

10BPS Depth (top of book)

Rank	Venue	Depth (1K EUR)	Change
1	XMAD	1.1	0.0
2	AQEU	0.3	+0.1
3	CEUX	0.2	0.0

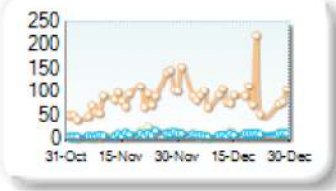
Monthly Depth Trend



50BPS Depth (deeper into book)

Rank	Venue	Depth (1K EUR)	Change
1	XMAD	97.0	+14.0
2	AQEU	10.7	+0.9
3	CEUX	9.7	-0.8

Monthly Depth Trend



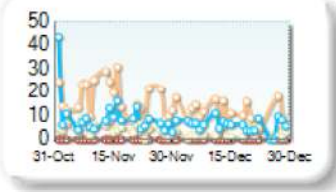
Market depth measures the amount of visible liquidity (bids and offers) in the order book within 10 or 50 BPS of mid price. The result is averaged over the stocks in the index and is based on measurements of the order book every 30 seconds. This is quoted in '000s of EUR.

Best Prices

At touch

Rank	Venue	Best Price (%)	Change
1	XMAD	10.74	-8.02
2	AQEU	5.94	-5.38
3	CEUX	2.42	-1.84
4	CHIX	0.00	+0.00

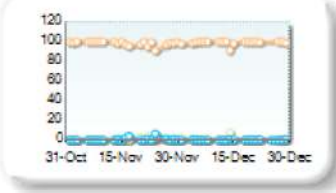
Best Prices Trend



25k EUR deal

Rank	Venue	Best Price (%)	Change
1	XMAD	99.02	+0.63
2	CEUX	0.60	-0.07
3	AQEU	0.26	-0.56
4	CHIX	0.00	+0.00

Best Prices Trend

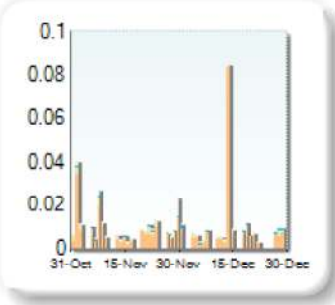


Best Price % measures how often each venue posts an absolute best price (no ties) for stocks. The result is averaged over the stocks in the index and is based on measurements of the order book every 5 seconds.

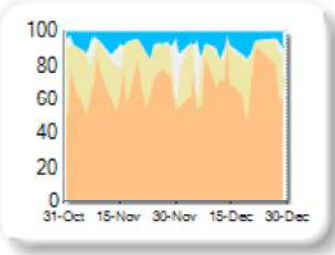
Market Share

Rank	Venue	Market Share	Change
1	XMAD	80.10%	+9.55
2	CEUX	12.04%	-4.36
3	AQEU	5.84%	+0.32
4	TQEX	1.99%	-5.50
5	CHIX	0.01%	+0.01
6	BATE	0.01%	-0.01

Volume Trend



Market Share Trend



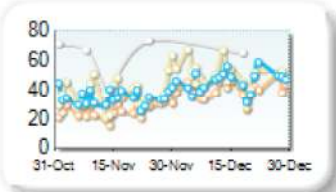
Market share is based on on-book value traded during continuous trading. The share is calculated by averaging over all stocks in the index. The current value shown is for last week and the change is relative to the previous week.

Spreads

At touch

Rank	Venue	Spread (bps)	Change
1	XMAD	40.08	+14.34
2	AQEU	45.61	+10.98
3	CEUX	56.60	+18.84
4	TQEX	116.73	+19.45

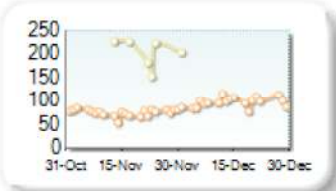
Monthly Spread Trend



25k EUR deal

Rank	Venue	Spread (bps)	Change
1	XMAD	97.15	+22.42
2	CEUX	293.86	+53.98

Monthly Spread Trend



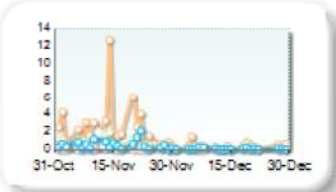
Spreads measure the bid to offer spread of the best visible orders in the book. The result is averaged over the stocks in the index and is based on measurements of the order books every 30 seconds. The value for the spread is quoted in basis points (0.01%).

Book Depths

10BPS Depth (top of book)

Rank	Venue	Depth (1K EUR)	Change
1	XMAD	0.4	-2.2
2	CEUX	0.1	-0.6
3	AQEU	0.1	-0.4
4	TQEX	0.0	0.0

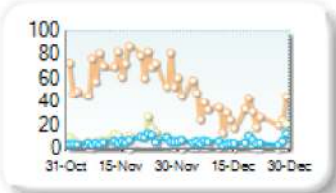
Monthly Depth Trend



50BPS Depth (deeper into book)

Rank	Venue	Depth (1K EUR)	Change
1	XMAD	32.5	-35.3
2	AQEU	6.2	-0.5
3	CEUX	6.2	-3.5
4	TQEX	1.6	-1.5

Monthly Depth Trend



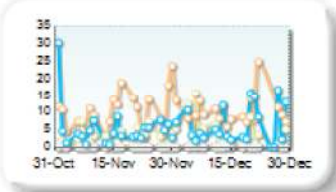
Market depth measures the amount of visible liquidity (bids and offers) in the order book within 10 or 50 BPS of mid price. The result is averaged over the stocks in the index and is based on measurements of the order book every 30 seconds. This is quoted in '000s of EUR.

Best Prices

At touch

Rank	Venue	Best Price (%)	Change
1	XMAD	10.19	-6.14
2	AQEU	6.31	+3.36
3	CEUX	4.20	+1.96
4	TQEX	0.12	+0.15
5	CHIX	0.00	+0.00
6	BATE	0.00	+0.00

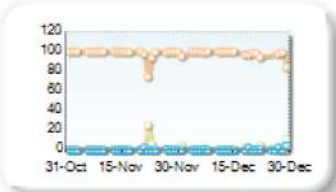
Best Prices Trend



25k EUR deal

Rank	Venue	Best Price (%)	Change
1	XMAD	97.88	-0.44
2	CEUX	1.45	-0.05
3	AQEU	0.53	+0.38
4	CHIX	0.00	+0.00
5	BATE	0.00	+0.00
6	TQEX	0.00	+0.00

Best Prices Trend

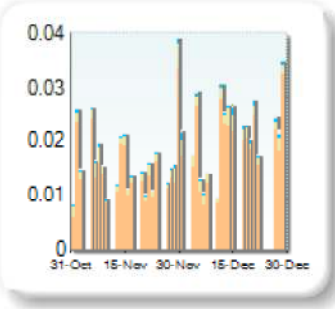


Best Price % measures how often each venue posts an absolute best price (no ties) for stocks. The result is averaged over the stocks in the index and is based on measurements of the order book every 5 seconds.

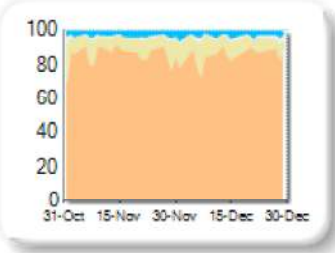
Market Share

Rank	Venue	Market Share	Change
1	XMAD	87.00%	+0.43
2	CEUX	8.74%	-0.64
3	AQEU	2.90%	+0.05
4	TQEX	1.34%	+0.15
5	BATE	0.01%	+0.01

Volume Trend



Market Share Trend



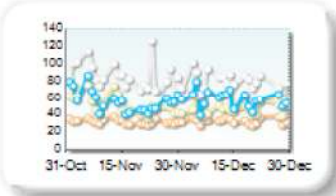
Market share is based on on-book value traded during continuous trading. The share is calculated by averaging over all stocks in the index. The current value shown is for last week and the change is relative to the previous week.

Spreads

At touch

Rank	Venue	Spread (bps)	Change
1	XMAD	32.31	+0.64
2	CEUX	45.65	-5.27
3	AQEU	57.76	+2.17
4	TQEX	79.58	-6.41

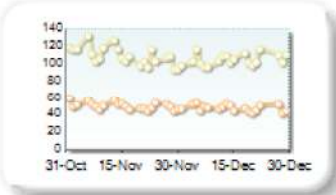
Monthly Spread Trend



25k EUR deal

Rank	Venue	Spread (bps)	Change
1	XMAD	47.25	-2.69
2	CEUX	104.34	-4.58

Monthly Spread Trend




Spreads measure the bid to offer spread of the best visible orders in the book. The result is averaged over the stocks in the index and is based on measurements of the order books every 30 seconds. The value for the spread is quoted in basis points (0.01%).

Book Depths

10BPS Depth (top of book)

Rank	Venue	Depth (1K EUR)	Change
1	XMAD	2.2	+0.6
2	CEUX	0.3	+0.1
3	AQEU	0.2	+0.1
4	TQEX	0.0	+0.0

Monthly Depth Trend



50BPS Depth (deeper into book)

Rank	Venue	Depth (1K EUR)	Change
1	XMAD	235.2	+38.8
2	CEUX	25.0	+2.2
3	AQEU	8.1	-3.2
4	TQEX	3.3	+0.3

Monthly Depth Trend




Market depth measures the amount of visible liquidity (bids and offers) in the order book within 10 or 50 BPS of mid price. The result is averaged over the stocks in the index and is based on measurements of the order book every 30 seconds. This is quoted in '000s of EUR.

Best Prices

At touch

Rank	Venue	Best Price (%)	Change
1	XMAD	18.70	-3.16
2	CEUX	4.56	-1.32
3	AQEU	2.81	-2.72
4	TQEX	0.29	+0.12
5	BATE	0.00	+0.00


Best Prices Trend



25k EUR deal

Rank	Venue	Best Price (%)	Change
1	XMAD	99.80	+0.07
2	CEUX	0.16	-0.03
3	AQEU	0.00	-0.03
4	BATE	0.00	+0.00
5	TQEX	0.00	+0.00

Best Prices Trend

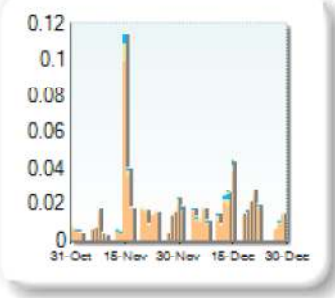


Best Price % measures how often each venue posts an absolute best price (no ties) for stocks. The result is averaged over the stocks in the index and is based on measurements of the order book every 5 seconds.

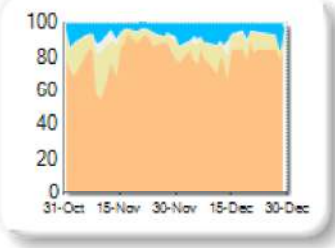
Market Share

Rank	Venue	Market Share	Change
1	XMAD	81.41%	-3.80
2	CEUX	8.78%	+0.20
3	AQEU	7.83%	+2.67
4	TQEX	1.97%	+0.92
5	TRQX	0.01%	+0.01
6	CHIX	0.00%	+0.00
7	BATE	0.00%	+0.00

Volume Trend



Market Share Trend



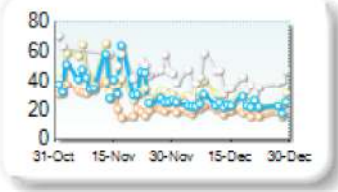
Market share is based on on-book value traded during continuous trading. The share is calculated by averaging over all stocks in the index. The current value shown is for last week and the change is relative to the previous week.

Spreads

At touch

Rank	Venue	Spread (bps)	Change
1	XMAD	18.55	-7.32
2	AQEU	23.38	-13.81
3	CEUX	26.97	-15.18
4	TQEX	39.57	-36.39

Monthly Spread Trend



25k EUR deal

Rank	Venue	Spread (bps)	Change
1	XMAD	27.35	-23.17
2	CEUX	218.82	+20.01

Monthly Spread Trend



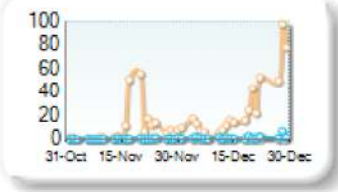
Spreads measure the bid to offer spread of the best visible orders in the book. The result is averaged over the stocks in the index and is based on measurements of the order books every 30 seconds. The value for the spread is quoted in basis points (0.01%).

Book Depths

10BPS Depth (top of book)

Rank	Venue	Depth (1K EUR)	Change
1	XMAD	26.0	+16.5
2	AQEU	1.5	+1.0
3	CEUX	1.0	+0.4
4	TQEX	0.1	+0.0

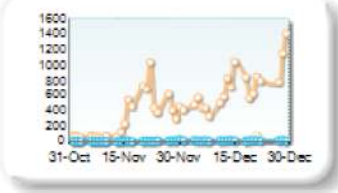
Monthly Depth Trend



50BPS Depth (deeper into book)

Rank	Venue	Depth (1K EUR)	Change
1	XMAD	709.8	+388.3
2	CEUX	22.8	+11.0
3	AQEU	15.0	+6.1
4	TQEX	13.3	+6.9

Monthly Depth Trend



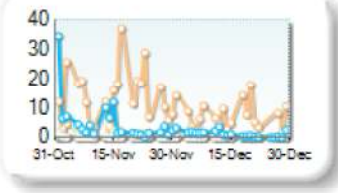
Market depth measures the amount of visible liquidity (bids and offers) in the order book within 10 or 50 BPS of mid price. The result is averaged over the stocks in the index and is based on measurements of the order book every 30 seconds. This is quoted in '000s of EUR.

Best Prices

At touch

Rank	Venue	Best Price (%)	Change
1	XMAD	7.43	-8.23
2	AQEU	1.16	-3.77
3	CEUX	0.33	-0.81
4	TQEX	0.02	-0.12
5	CHIX	0.00	+0.00
6	TRQX	0.00	+0.00
7	BATE	0.00	+0.00

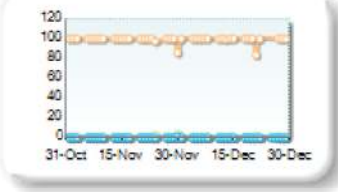
Best Prices Trend



25k EUR deal

Rank	Venue	Best Price (%)	Change
1	XMAD	99.01	-0.16
2	CEUX	0.19	-0.14
3	CHIX	0.00	+0.00
4	TRQX	0.00	+0.00
5	BATE	0.00	+0.00
6	TQEX	0.00	+0.00
7	AQEU	0.00	-0.06

Best Prices Trend

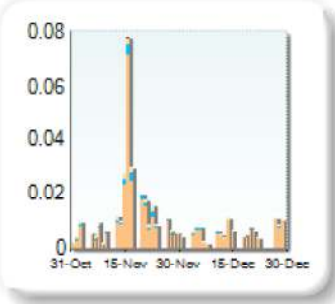


Best Price % measures how often each venue posts an absolute best price (no ties) for stocks. The result is averaged over the stocks in the index and is based on measurements of the order book every 5 seconds.

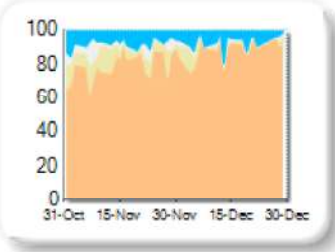
Market Share

Rank	Venue	Market Share	Change
1	XMAD	88.81%	+5.34
2	AQEU	5.87%	-1.53
3	CEUX	3.35%	-2.75
4	TQEX	1.97%	-1.02

Volume Trend



Market Share Trend



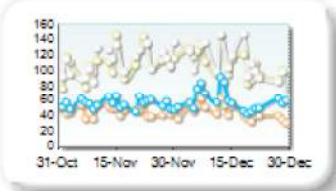
Market share is based on on-book value traded during continuous trading. The share is calculated by averaging over all stocks in the index. The current value shown is for last week and the change is relative to the previous week.

Spreads

At touch

Rank	Venue	Spread (bps)	Change
1	XMAD	45.30	-0.68
2	AQEU	61.08	+4.74
3	CEUX	120.11	+6.28
4	TQEX	126.36	+11.22

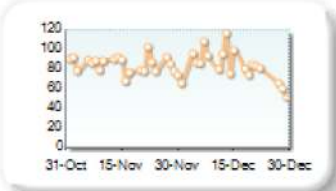
Monthly Spread Trend



25k EUR deal

Rank	Venue	Spread (bps)	Change
1	XMAD	83.91	-1.29

Monthly Spread Trend




Spreads measure the bid to offer spread of the best visible orders in the book. The result is averaged over the stocks in the index and is based on measurements of the order books every 30 seconds. The value for the spread is quoted in basis points (0.01%).

Book Depths

10BPS Depth (top of book)

Rank	Venue	Depth (1K EUR)	Change
1	XMAD	1.4	+0.7
2	AQEU	0.2	0.0
3	TQEX	0.0	+0.0

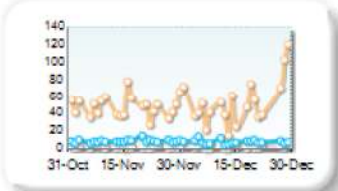
Monthly Depth Trend



50BPS Depth (deeper into book)

Rank	Venue	Depth (1K EUR)	Change
1	XMAD	53.1	+4.7
2	AQEU	7.6	-1.0
3	CEUX	1.9	-0.2
4	TQEX	1.8	+0.0

Monthly Depth Trend



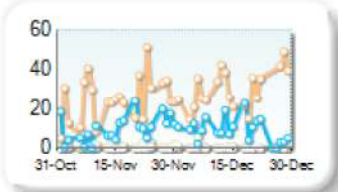
Market depth measures the amount of visible liquidity (bids and offers) in the order book within 10 or 50 BPS of mid price. The result is averaged over the stocks in the index and is based on measurements of the order book every 30 seconds. This is quoted in '000s of EUR.

Best Prices

At touch

Rank	Venue	Best Price (%)	Change
1	XMAD	30.14	+5.44
2	AQEU	9.00	-3.86
3	CEUX	0.44	-0.21
4	TQEX	0.40	-0.03
5	CHIX	0.00	+0.00
6	BATE	0.00	+0.00

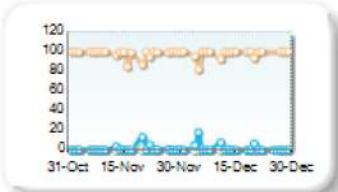
Best Prices Trend



25k EUR deal

Rank	Venue	Best Price (%)	Change
1	XMAD	97.97	-0.06
2	AQEU	1.80	+0.61
3	CEUX	0.01	-0.05
4	CHIX	0.00	+0.00
5	BATE	0.00	+0.00
6	TQEX	0.00	0.00

Best Prices Trend

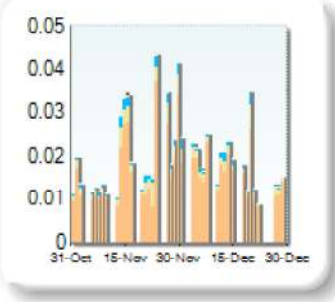


Best Price % measures how often each venue posts an absolute best price (no ties) for stocks. The result is averaged over the stocks in the index and is based on measurements of the order book every 5 seconds.

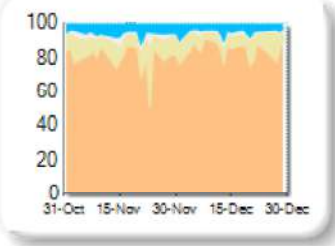
Market Share

Rank	Venue	Market Share	Change
1	XMAD	83.74%	+4.17
2	CEUX	9.47%	-2.39
3	AQEU	5.29%	-0.72
4	TQEX	1.49%	-1.04
5	BATE	0.01%	+0.01

Volume Trend



Market Share Trend



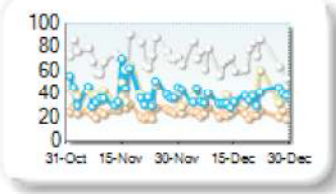
Market share is based on on-book value traded during continuous trading. The share is calculated by averaging over all stocks in the index. The current value shown is for last week and the change is relative to the previous week.

Spreads

At touch

Rank	Venue	Spread (bps)	Change
1	XMAD	23.11	-2.08
2	AQEU	36.41	-4.36
3	CEUX	36.56	-2.94
4	TQEX	72.04	-2.86

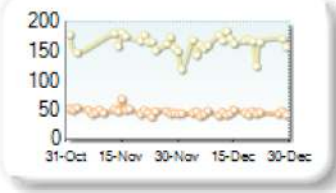
Monthly Spread Trend



25k EUR deal

Rank	Venue	Spread (bps)	Change
1	XMAD	43.98	-3.46
2	CEUX	160.62	-14.73

Monthly Spread Trend



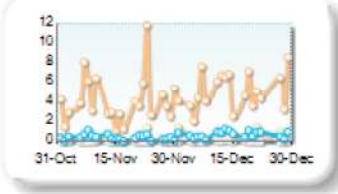
Spreads measure the bid to offer spread of the best visible orders in the book. The result is averaged over the stocks in the index and is based on measurements of the order books every 30 seconds. The value for the spread is quoted in basis points (0.01%).

Book Depths

10BPS Depth (top of book)

Rank	Venue	Depth (1K EUR)	Change
1	XMAD	5.1	+1.0
2	AQEU	0.7	+0.3
3	CEUX	0.5	+0.1
4	TQEX	0.1	+0.0

Monthly Depth Trend



50BPS Depth (deeper into book)

Rank	Venue	Depth (1K EUR)	Change
1	XMAD	208.4	+21.5
2	AQEU	13.3	+1.1
3	CEUX	11.6	+1.4
4	TQEX	5.5	+1.2

Monthly Depth Trend



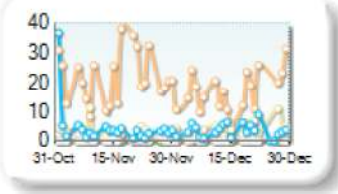
Market depth measures the amount of visible liquidity (bids and offers) in the order book within 10 or 50 BPS of mid price. The result is averaged over the stocks in the index and is based on measurements of the order book every 30 seconds. This is quoted in '000s of EUR.

Best Prices

At touch

Rank	Venue	Best Price (%)	Change
1	XMAD	17.10	-10.92
2	CEUX	3.99	+0.71
3	AQEU	3.52	-1.20
4	TQEX	0.11	-0.14
5	CHIX	0.00	+0.00
6	BATE	0.00	+0.00

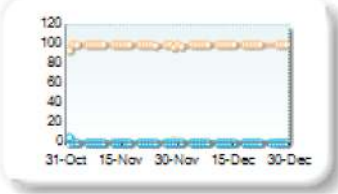
Best Prices Trend



25k EUR deal

Rank	Venue	Best Price (%)	Change
1	XMAD	99.84	+0.33
2	CEUX	0.11	-0.07
3	AQEU	0.01	-0.26
4	TQEX	0.00	+0.00
5	CHIX	0.00	+0.00
6	BATE	0.00	+0.00

Best Prices Trend

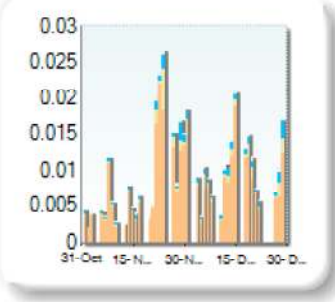


Best Price % measures how often each venue posts an absolute best price (no ties) for stocks. The result is averaged over the stocks in the index and is based on measurements of the order book every 5 seconds.

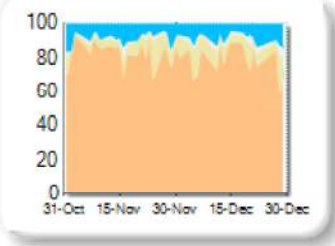
Market Share

Rank	Venue	Market Share	Change
1	XMAD	79.95%	-2.62
2	CEUX	9.53%	+1.63
3	AQEU	7.88%	+0.67
4	TQEX	2.63%	+0.32
5	CHIX	0.01%	+0.01

Volume Trend



Market Share Trend



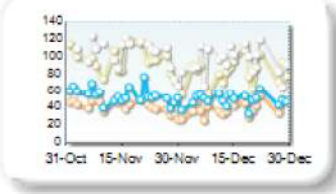
Market share is based on on-book value traded during continuous trading. The share is calculated by averaging over all stocks in the index. The current value shown is for last week and the change is relative to the previous week.

Spreads

At touch

Rank	Venue	Spread (bps)	Change
1	XMAD	39.01	-3.20
2	AQEU	49.06	-5.31
3	CEUX	80.32	-22.73
4	TQEX	95.01	-21.30

Monthly Spread Trend



25k EUR deal

Rank	Venue	Spread (bps)	Change
1	XMAD	78.75	-6.75

Monthly Spread Trend



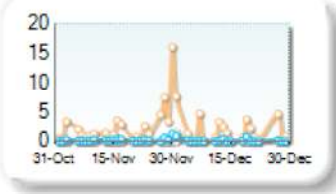
Spreads measure the bid to offer spread of the best visible orders in the book. The result is averaged over the stocks in the index and is based on measurements of the order books every 30 seconds. The value for the spread is quoted in basis points (0.01%).

Book Depths

10BPS Depth (top of book)

Rank	Venue	Depth (1K EUR)	Change
1	XMAD	1.8	-0.7
2	AQEU	0.2	-0.1
3	CEUX	0.2	+0.1
4	TQEX	0.0	0.0

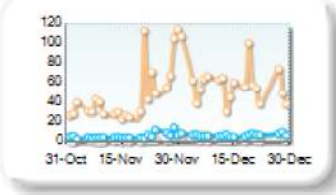
Monthly Depth Trend



50BPS Depth (deeper into book)

Rank	Venue	Depth (1K EUR)	Change
1	XMAD	59.7	+11.6
2	AQEU	7.2	+1.0
3	CEUX	4.7	+2.3
4	TQEX	2.6	+0.8

Monthly Depth Trend



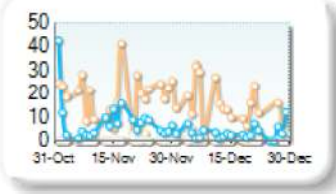
Market depth measures the amount of visible liquidity (bids and offers) in the order book within 10 or 50 BPS of mid price. The result is averaged over the stocks in the index and is based on measurements of the order book every 30 seconds. This is quoted in '000s of EUR.

Best Prices

At touch

Rank	Venue	Best Price (%)	Change
1	XMAD	15.13	-13.61
2	AQEU	3.49	-4.47
3	CEUX	1.36	+0.17
4	TQEX	0.35	-0.06
5	CHIX	0.00	+0.00
6	BATE	0.00	+0.00

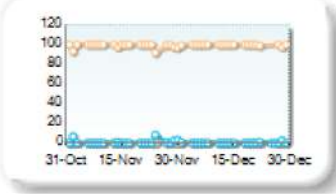
Best Prices Trend



25k EUR deal

Rank	Venue	Best Price (%)	Change
1	XMAD	99.70	+0.81
2	AQEU	0.23	-0.76
3	CEUX	0.02	-0.07
4	CHIX	0.00	+0.00
5	BATE	0.00	+0.00
6	TQEX	0.00	+0.00

Best Prices Trend

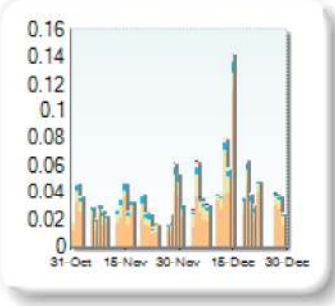


Best Price % measures how often each venue posts an absolute best price (no ties) for stocks. The result is averaged over the stocks in the index and is based on measurements of the order book every 5 seconds.

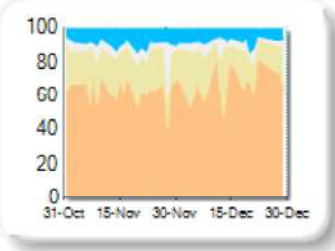
Market Share

Rank	Venue	Market Share	Change
1	XMAD	67.90%	+4.30
2	CEUX	19.81%	-1.36
3	AQEU	7.23%	-2.09
4	TQEX	4.89%	-0.87
5	CHIX	0.14%	+0.10
6	TRQX	0.01%	+0.01
7	BATE	0.01%	-0.09

Volume Trend



Market Share Trend



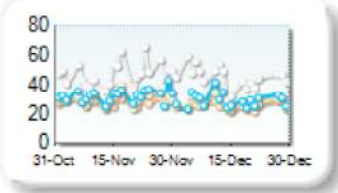
Market share is based on on-book value traded during continuous trading. The share is calculated by averaging over all stocks in the index. The current value shown is for last week and the change is relative to the previous week.

Spreads

At touch

Rank	Venue	Spread (bps)	Change
1	XMAD	24.89	-2.45
2	CEUX	27.17	-3.12
3	AQEU	28.91	-3.13
4	TQEX	44.57	-2.63

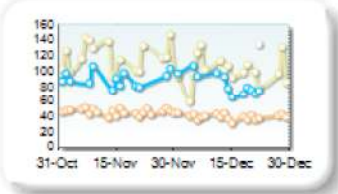
Monthly Spread Trend



25k EUR deal

Rank	Venue	Spread (bps)	Change
1	XMAD	40.52	-6.41
2	AQEU	84.24	-6.29
3	CEUX	108.97	-25.91
4	TQEX	135.63	n/a

Monthly Spread Trend



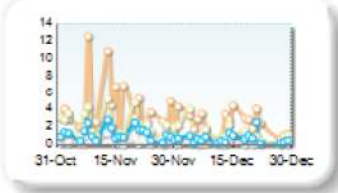
Spreads measure the bid to offer spread of the best visible orders in the book. The result is averaged over the stocks in the index and is based on measurements of the order books every 30 seconds. The value for the spread is quoted in basis points (0.01%).

Book Depths

10BPS Depth (top of book)

Rank	Venue	Depth (1K EUR)	Change
1	XMAD	2.4	-1.5
2	CEUX	1.1	-1.1
3	AQEU	0.6	-0.6
4	TQEX	0.1	-0.2

Monthly Depth Trend



50BPS Depth (deeper into book)

Rank	Venue	Depth (1K EUR)	Change
1	XMAD	322.6	+49.9
2	CEUX	36.3	+5.0
3	AQEU	35.3	+3.9
4	TQEX	14.9	+0.7

Monthly Depth Trend




Market depth measures the amount of visible liquidity (bids and offers) in the order book within 10 or 50 BPS of mid price. The result is averaged over the stocks in the index and is based on measurements of the order book every 30 seconds. This is quoted in '000s of EUR.

Best Prices

At touch

Rank	Venue	Best Price (%)	Change
1	XMAD	4.18	-1.34
2	CEUX	2.29	+0.04
3	AQEU	1.10	-1.89
4	TQEX	0.33	-0.11
5	CHIX	0.00	+0.00
6	TRQX	0.00	+0.00
7	BATE	0.00	+0.00

Best Prices Trend



25k EUR deal

Rank	Venue	Best Price (%)	Change
1	XMAD	90.63	+1.73
2	CEUX	6.08	-1.15
3	AQEU	2.30	-0.93
4	TQEX	0.32	-0.16
5	CHIX	0.00	+0.00
6	TRQX	0.00	+0.00
7	BATE	0.00	+0.00

Best Prices Trend

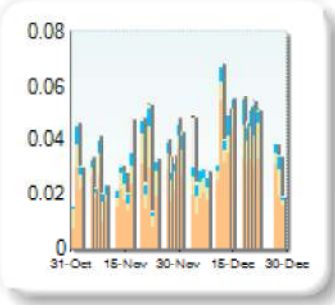


Best Price % measures how often each venue posts an absolute best price (no ties) for stocks. The result is averaged over the stocks in the index and is based on measurements of the order book every 5 seconds.

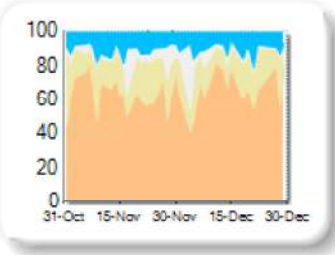
Market Share

Rank	Venue	Market Share	Change
1	XMAD	65.90%	+2.56
2	CEUX	17.56%	-1.86
3	AQEU	10.97%	+0.48
4	TQEX	5.52%	-1.20
5	BATE	0.04%	+0.01
6	CHIX	0.01%	+0.01

Volume Trend



Market Share Trend



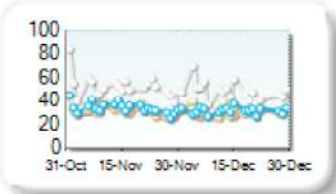
Market share is based on on-book value traded during continuous trading. The share is calculated by averaging over all stocks in the index. The current value shown is for last week and the change is relative to the previous week.

Spreads

At touch

Rank	Venue	Spread (bps)	Change
1	XMAD	29.33	-2.51
2	AQEU	31.60	-2.47
3	CEUX	32.12	-1.96
4	TQEX	48.27	-4.28

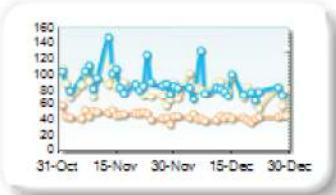
Monthly Spread Trend



25k EUR deal

Rank	Venue	Spread (bps)	Change
1	XMAD	42.70	-4.08
2	CEUX	79.22	-5.17
3	AQEU	81.97	-13.12
4	TQEX	134.70	n/a

Monthly Spread Trend



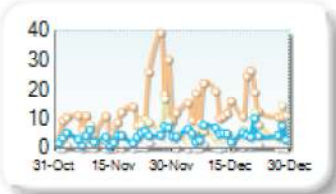
Spreads measure the bid to offer spread of the best visible orders in the book. The result is averaged over the stocks in the index and is based on measurements of the order books every 30 seconds. The value for the spread is quoted in basis points (0.01%).

Book Depths

10BPS Depth (top of book)

Rank	Venue	Depth (1K EUR)	Change
1	XMAD	14.7	+2.6
2	AQEU	5.0	+1.1
3	CEUX	4.9	+0.3
4	TQEX	0.6	+0.0

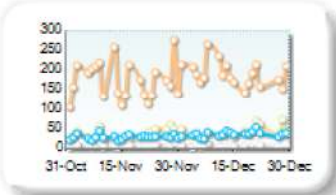
Monthly Depth Trend



50BPS Depth (deeper into book)

Rank	Venue	Depth (1K EUR)	Change
1	XMAD	192.0	+18.0
2	CEUX	41.6	+6.4
3	AQEU	38.1	+7.2
4	TQEX	11.3	+0.8

Monthly Depth Trend



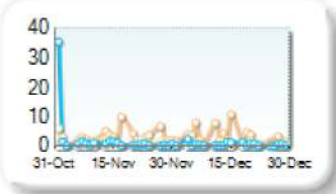
Market depth measures the amount of visible liquidity (bids and offers) in the order book within 10 or 50 BPS of mid price. The result is averaged over the stocks in the index and is based on measurements of the order book every 30 seconds. This is quoted in '000s of EUR.

Best Prices

At touch

Rank	Venue	Best Price (%)	Change
1	XMAD	3.32	+2.27
2	CEUX	0.84	-0.27
3	AQEU	0.63	-1.82
4	TQEX	0.05	0.00
5	CHIX	0.00	+0.00
6	BATE	0.00	+0.00

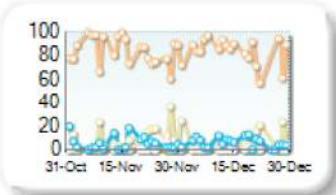
Best Prices Trend



25k EUR deal

Rank	Venue	Best Price (%)	Change
1	XMAD	83.31	-1.12
2	CEUX	7.23	-1.08
3	AQEU	6.20	+0.48
4	TQEX	0.16	-0.54
5	CHIX	0.00	+0.00
6	BATE	0.00	+0.00

Best Prices Trend



Best Price % measures how often each venue posts an absolute best price (no ties) for stocks. The result is averaged over the stocks in the index and is based on measurements of the order book every 5 seconds.