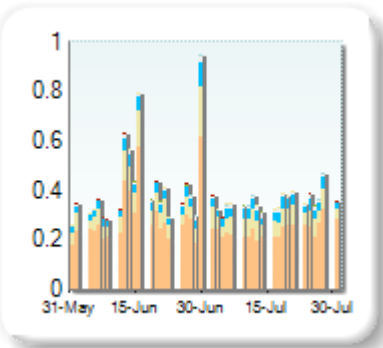


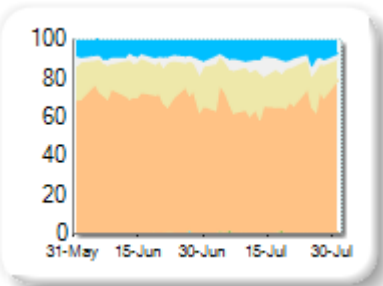
Market Share

Rank	Venue	Market Share	Change
1	XMAD	66.32%	-3.31
2	CEUX	18.70%	+0.74
3	AQEU	9.58%	+0.97
4	TQEX	4.80%	+1.51
5	BATE	0.36%	-0.02
6	TRQX	0.17%	+0.06
7	CHIX	0.06%	+0.05
8	AQXE	0.01%	+0.00

Volume Trend



Market Share Trend



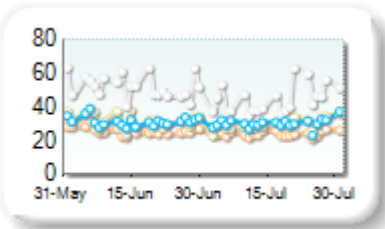
Market share is based on on-book value traded during continuous trading. The share is calculated by averaging over all stocks in the index. The current value shown is for last week and the change is relative to the previous week.

Spreads

At touch

Rank	Venue	Spread (bps)	Change
1	XMAD	23.69	-2.03
2	CEUX	29.60	-2.53
3	AQEU	29.99	-1.23
4	TQEX	44.02	-7.68
5	BATE	250.37	-60.12

Monthly Spread Trend



25k EUR deal

Rank	Venue	Spread (bps)	Change
1	XMAD	42.88	-3.83
2	AQEU	88.89	-28.38
3	CEUX	109.20	-10.17
4	TQEX	127.77	+37.44

Monthly Spread Trend



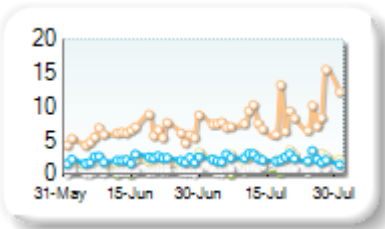
Spreads measure the bid to offer spread of the best visible orders in the book. The result is averaged over the stocks in the index and is based on measurements of the order books every 30 seconds. The value for the spread is quoted in basis points (0.01%).

Book Depths

10BPS Depth (top of book)

Rank	Venue	Depth (1K EUR)	Change
1	XMAD	8.6	+2.5
2	CEUX	2.3	+0.7
3	AQEU	2.3	+0.2
4	TQEX	0.8	+0.5
5	BATE	0.6	+0.1

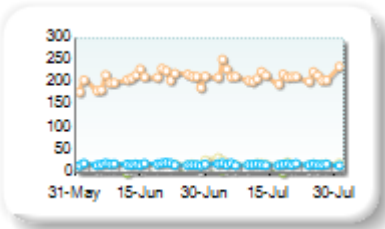
Monthly Depth Trend



50BPS Depth (deeper into book)

Rank	Venue	Depth (1K EUR)	Change
1	XMAD	215.6	+6.6
2	CEUX	20.5	+1.8
3	AQEU	19.3	-0.3
4	TQEX	9.3	+0.3
5	BATE	5.5	+0.5
6	CHIX	0.5	+0.0

Monthly Depth Trend



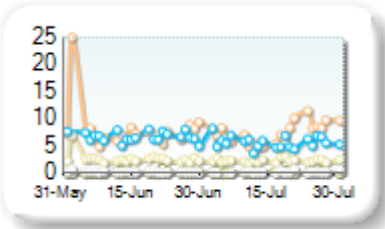
Market depth measures the amount of visible liquidity (bids and offers) in the order book within 10 or 50 BPS of mid price. The result is averaged over the stocks in the index and is based on measurements of the order book every 30 seconds. This is quoted in '000s of EUR.

Best Prices

At touch

Rank	Venue	Best Price (%)	Change
1	XMAD	7.38	-1.52
2	AQEU	5.66	-1.50
3	CEUX	2.32	-0.38
4	TQEX	0.24	-0.06
5	BATE	0.17	+0.01
6	CHIX	0.00	+0.00
7	TRQX	0.00	+0.00
8	AQXE	0.00	+0.00

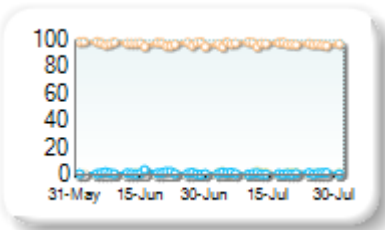
Best Prices Trend



25k EUR deal

Rank	Venue	Best Price (%)	Change
1	XMAD	96.81	-0.28
2	CEUX	1.34	+0.42
3	AQEU	1.31	-0.33
4	TQEX	0.14	+0.03
5	BATE	0.00	+0.00
6	CHIX	0.00	+0.00
7	TRQX	0.00	+0.00
8	AQXE	0.00	+0.00

Best Prices Trend

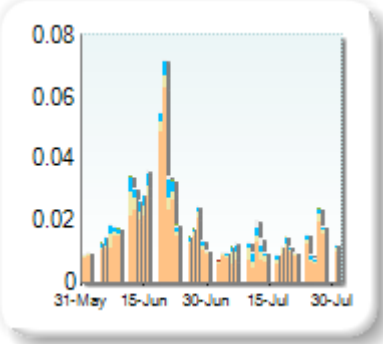


Best Price % measures how often each venue posts an absolute best price (no ties) for stocks. The result is averaged over the stocks in the index and is based on measurements of the order book every 5 seconds.

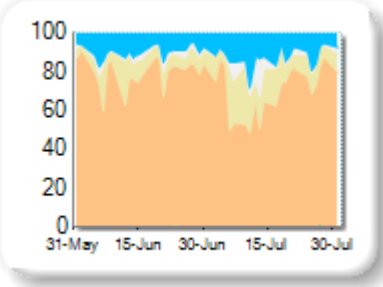
Market Share

Rank	Venue	Market Share	Change
1	XMAD	70.27%	-8.69
2	CEUX	13.52%	+4.50
3	AQEU	12.05%	+2.44
4	TQEX	3.98%	+1.65
5	BATE	0.18%	+0.09
6	AQXE	0.01%	+0.01
7	CHIX	0.00%	+0.00

Volume Trend



Market Share Trend



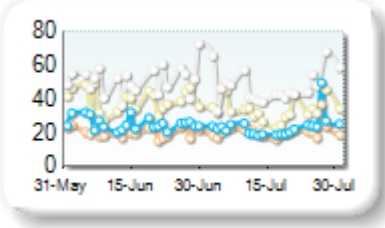
Market share is based on on-book value traded during continuous trading. The share is calculated by averaging over all stocks in the index. The current value shown is for last week and the change is relative to the previous week.

Spreads

At touch

Rank	Venue	Spread (bps)	Change
1	XMAD	20.59	+0.20
2	AQEU	23.17	-2.03
3	CEUX	36.20	-2.41
4	TQEX	52.31	+0.22

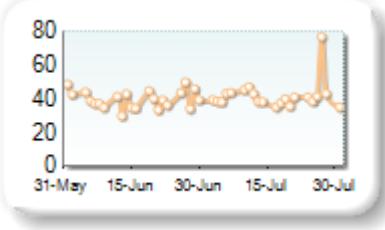
Monthly Spread Trend



25k EUR deal

Rank	Venue	Spread (bps)	Change
1	XMAD	41.75	+2.17
2	CEUX	199.62	+4.26

Monthly Spread Trend



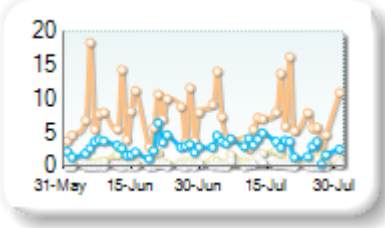
Spreads measure the bid to offer spread of the best visible orders in the book. The result is averaged over the stocks in the index and is based on measurements of the order books every 30 seconds. The value for the spread is quoted in basis points (0.01%).

Book Depths

10BPS Depth (top of book)

Rank	Venue	Depth (1K EUR)	Change
1	XMAD	7.2	-0.5
2	AQEU	3.1	+0.3
3	CEUX	0.9	+0.4
4	TQEX	0.3	+0.1

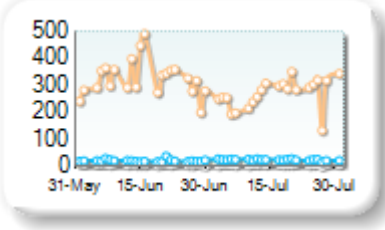
Monthly Depth Trend



50BPS Depth (deeper into book)

Rank	Venue	Depth (1K EUR)	Change
1	XMAD	269.3	-55.4
2	AQEU	23.4	+3.2
3	CEUX	10.5	-0.7
4	TQEX	7.1	-0.9

Monthly Depth Trend



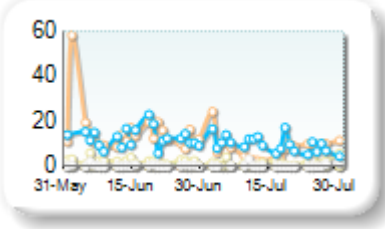
Market depth measures the amount of visible liquidity (bids and offers) in the order book within 10 or 50 BPS of mid price. The result is averaged over the stocks in the index and is based on measurements of the order book every 30 seconds. This is quoted in '000s of EUR.

Best Prices

At touch

Rank	Venue	Best Price (%)	Change
1	AQEU	9.78	-7.66
2	XMAD	7.84	-10.21
3	CEUX	1.67	-0.46
4	TQEX	0.37	-0.10
5	BATE	0.28	-0.07
6	CHIX	0.00	+0.00
7	AQXE	0.00	+0.00

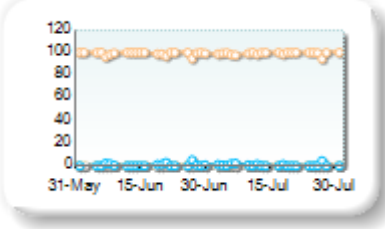
Best Prices Trend



25k EUR deal

Rank	Venue	Best Price (%)	Change
1	XMAD	99.17	+0.07
2	AQEU	0.74	-0.08
3	CHIX	0.00	+0.00
4	BATE	0.00	+0.00
5	AQXE	0.00	+0.00
6	CEUX	0.00	-0.06
7	TQEX	0.00	0.00

Best Prices Trend

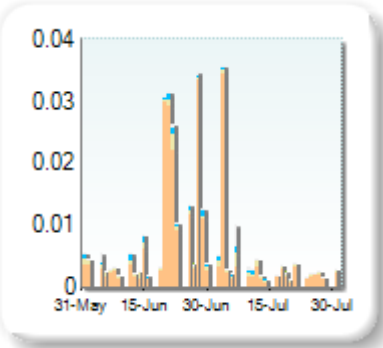


Best Price % measures how often each venue posts an absolute best price (no ties) for stocks. The result is averaged over the stocks in the index and is based on measurements of the order book every 5 seconds.

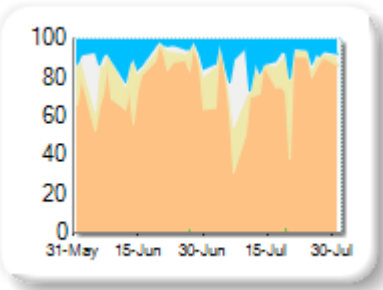
Market Share

Rank	Venue	Market Share	Change
1	XMAD	78.08%	-7.95
2	CEUX	8.72%	+2.60
3	AQEU	7.75%	+2.34
4	TQEX	5.35%	+2.97
5	BATE	0.10%	+0.04

Volume Trend



Market Share Trend



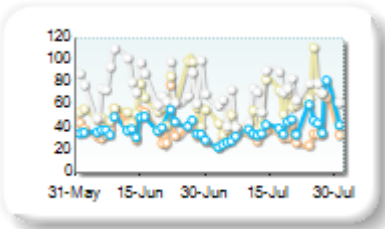
Market share is based on on-book value traded during continuous trading. The share is calculated by averaging over all stocks in the index. The current value shown is for last week and the change is relative to the previous week.

Spreads

At touch

Rank	Venue	Spread (bps)	Change
1	XMAD	34.31	-5.90
2	AQEU	39.84	-4.29
3	CEUX	61.76	+2.42
4	TQEX	76.28	-3.70

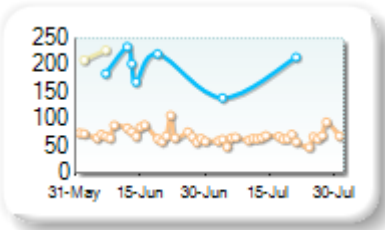
Monthly Spread Trend



25k EUR deal

Rank	Venue	Spread (bps)	Change
1	XMAD	64.80	-7.66
2	AQEU	270.02	+1.60
3	CEUX	350.54	-21.88

Monthly Spread Trend



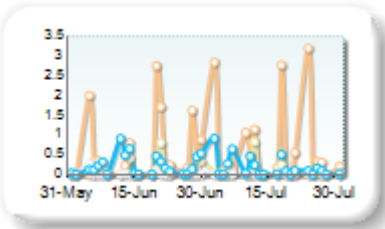
Spreads measure the bid to offer spread of the best visible orders in the book. The result is averaged over the stocks in the index and is based on measurements of the order books every 30 seconds. The value for the spread is quoted in basis points (0.01%).

Book Depths

10BPS Depth (top of book)

Rank	Venue	Depth (1K EUR)	Change
1	XMAD	0.8	+0.1
2	AQEU	0.2	-0.1
3	CEUX	0.2	0.0
4	TQEX	0.0	0.0

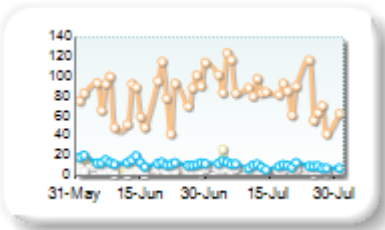
Monthly Depth Trend



50BPS Depth (deeper into book)

Rank	Venue	Depth (1K EUR)	Change
1	XMAD	84.4	+2.9
2	AQEU	9.7	-3.3
3	CEUX	7.7	+0.1
4	TQEX	4.8	+0.5

Monthly Depth Trend



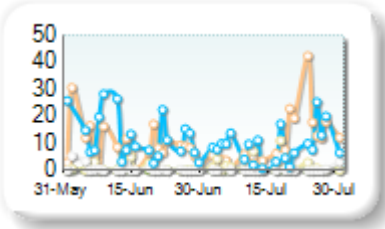
Market depth measures the amount of visible liquidity (bids and offers) in the order book within 10 or 50 BPS of mid price. The result is averaged over the stocks in the index and is based on measurements of the order book every 30 seconds. This is quoted in '000s of EUR.

Best Prices

At touch

Rank	Venue	Best Price (%)	Change
1	XMAD	10.36	-1.07
2	AQEU	9.10	-0.81
3	CEUX	1.52	-0.24
4	TQEX	0.46	-0.54
5	BATE	0.00	+0.00

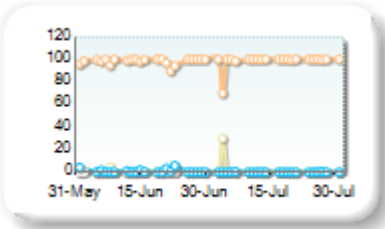
Best Prices Trend



25k EUR deal

Rank	Venue	Best Price (%)	Change
1	XMAD	98.36	+0.07
2	CEUX	1.46	+0.93
3	AQEU	0.09	-0.90
4	BATE	0.00	+0.00
5	TQEX	0.00	-0.19

Best Prices Trend

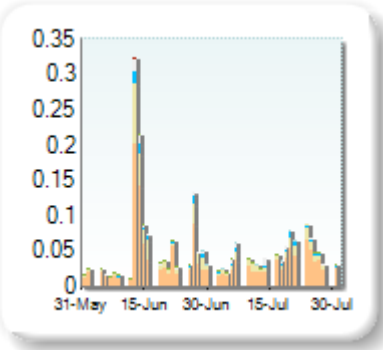


Best Price % measures how often each venue posts an absolute best price (no ties) for stocks. The result is averaged over the stocks in the index and is based on measurements of the order book every 5 seconds.

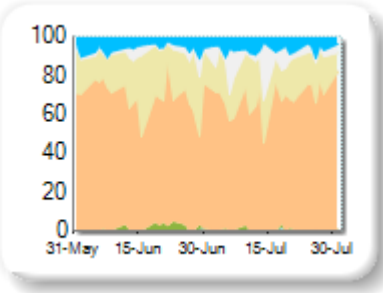
Market Share

Rank	Venue	Market Share	Change
1	XMAD	67.77%	+2.82
2	CEUX	18.23%	-5.35
3	TQEX	6.70%	+2.34
4	AQEU	6.69%	+0.61
5	TRQX	0.31%	+0.23
6	BATE	0.30%	-0.65
7	AQXE	0.00%	+0.00

Volume Trend



Market Share Trend



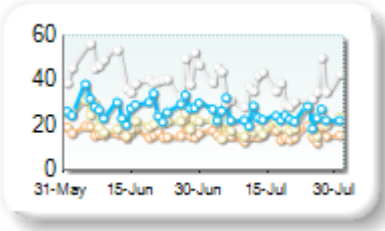
Market share is based on on-book value traded during continuous trading. The share is calculated by averaging over all stocks in the index. The current value shown is for last week and the change is relative to the previous week.

Spreads

At touch

Rank	Venue	Spread (bps)	Change
1	XMAD	15.27	-1.29
2	CEUX	19.32	-2.65
3	AQEU	23.85	-3.83
4	TQEX	37.99	-6.73
5	BATE	190.10	+35.36

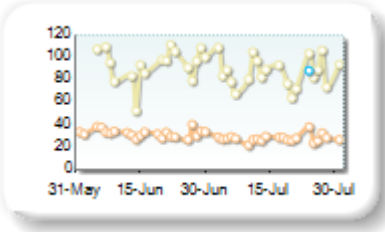
Monthly Spread Trend



25k EUR deal

Rank	Venue	Spread (bps)	Change
1	XMAD	28.27	-4.55
2	CEUX	88.07	-11.49
3	AQEU	106.74	-68.87

Monthly Spread Trend



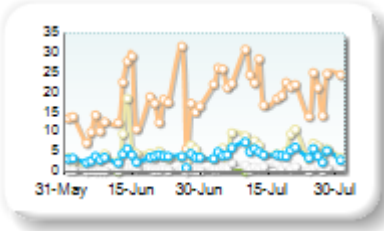
Spreads measure the bid to offer spread of the best visible orders in the book. The result is averaged over the stocks in the index and is based on measurements of the order books every 30 seconds. The value for the spread is quoted in basis points (0.01%).

Book Depths

10BPS Depth (top of book)

Rank	Venue	Depth (1K EUR)	Change
1	XMAD	22.3	+6.2
2	CEUX	5.7	+1.2
3	AQEU	4.6	+1.2
4	TQEX	1.0	+0.5
5	BATE	0.0	-0.2

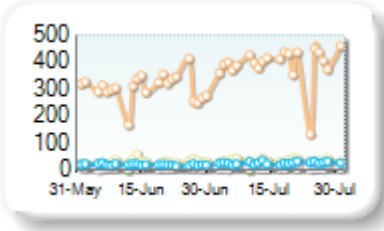
Monthly Depth Trend



50BPS Depth (deeper into book)

Rank	Venue	Depth (1K EUR)	Change
1	XMAD	392.4	+86.4
2	CEUX	35.9	+3.8
3	AQEU	27.1	+6.3
4	TQEX	10.3	+0.4
5	BATE	4.8	-0.3

Monthly Depth Trend



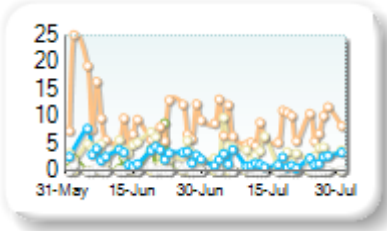
Market depth measures the amount of visible liquidity (bids and offers) in the order book within 10 or 50 BPS of mid price. The result is averaged over the stocks in the index and is based on measurements of the order book every 30 seconds. This is quoted in '000s of EUR.

Best Prices

At touch

Rank	Venue	Best Price (%)	Change
1	XMAD	8.22	-1.89
2	CEUX	3.46	+0.72
3	AQEU	1.72	-1.24
4	TQEX	0.13	-0.10
5	BATE	0.02	-1.06
6	CHIX	0.00	+0.00
7	TRQX	0.00	+0.00
8	AQXE	0.00	+0.00

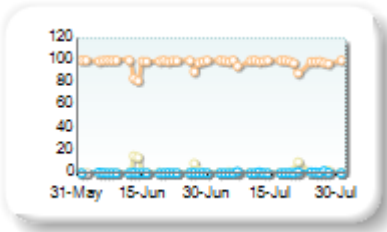
Best Prices Trend



25k EUR deal

Rank	Venue	Best Price (%)	Change
1	XMAD	98.37	+0.87
2	CEUX	1.01	-1.05
3	AQEU	0.44	+0.28
4	TQEX	0.12	+0.11
5	CHIX	0.00	+0.00
6	TRQX	0.00	+0.00
7	BATE	0.00	+0.00
8	AQXE	0.00	+0.00

Best Prices Trend

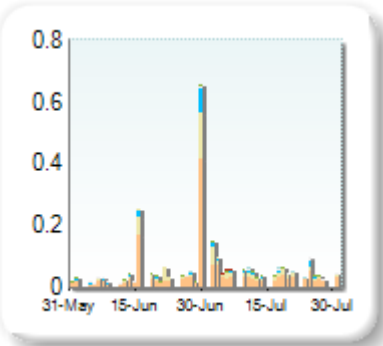


Best Price % measures how often each venue posts an absolute best price (no ties) for stocks. The result is averaged over the stocks in the index and is based on measurements of the order book every 5 seconds.

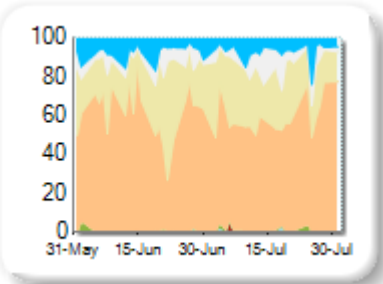
Market Share

Rank	Venue	Market Share	Change
1	XMAD	56.73%	-4.57
2	CEUX	27.03%	+2.07
3	AQEU	7.95%	-1.36
4	TQEX	7.09%	+3.15
5	BATE	0.54%	+0.10
6	TRQX	0.42%	+0.36
7	CHIX	0.25%	+0.25
8	AQXE	0.00%	0.00

Volume Trend



Market Share Trend



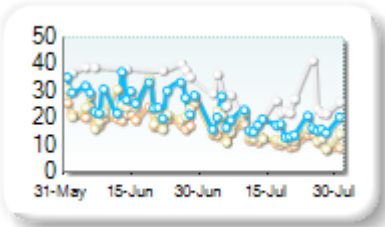
Market share is based on on-book value traded during continuous trading. The share is calculated by averaging over all stocks in the index. The current value shown is for last week and the change is relative to the previous week.

Spreads

At touch

Rank	Venue	Spread (bps)	Change
1	XMAD	12.11	-17.81
2	CEUX	14.18	-9.30
3	AQEU	17.54	-10.18
4	TQEX	27.81	-23.74
5	BATE	147.50	n/a

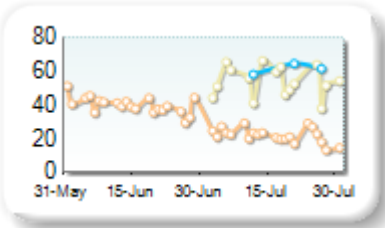
Monthly Spread Trend



25k EUR deal

Rank	Venue	Spread (bps)	Change
1	XMAD	21.79	-17.77
2	CEUX	59.69	-65.41
3	AQEU	73.87	-12.53

Monthly Spread Trend



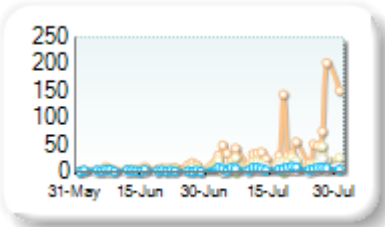
Spreads measure the bid to offer spread of the best visible orders in the book. The result is averaged over the stocks in the index and is based on measurements of the order books every 30 seconds. The value for the spread is quoted in basis points (0.01%).

Book Depths

10BPS Depth (top of book)

Rank	Venue	Depth (1K EUR)	Change
1	XMAD	55.7	+45.8
2	CEUX	18.7	+13.0
3	AQEU	7.0	+3.4
4	TQEX	6.2	+5.3
5	BATE	0.7	+0.1

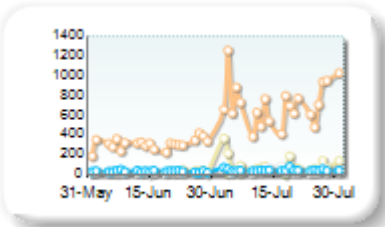
Monthly Depth Trend



50BPS Depth (deeper into book)

Rank	Venue	Depth (1K EUR)	Change
1	XMAD	712.4	+392.2
2	CEUX	91.9	+54.5
3	AQEU	41.0	+10.1
4	TQEX	29.1	+16.6
5	BATE	11.0	+1.8
6	CHIX	0.5	+0.0

Monthly Depth Trend



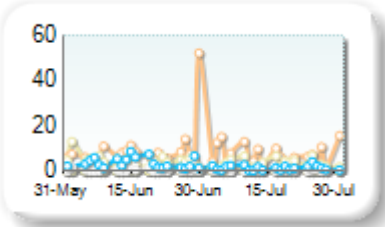
Market depth measures the amount of visible liquidity (bids and offers) in the order book within 10 or 50 BPS of mid price. The result is averaged over the stocks in the index and is based on measurements of the order book every 30 seconds. This is quoted in '000s of EUR.

Best Prices

At touch

Rank	Venue	Best Price (%)	Change
1	XMAD	7.16	-2.96
2	CEUX	3.27	-2.67
3	AQEU	1.43	-1.89
4	TQEX	0.22	-0.21
5	BATE	0.20	-0.01
6	CHIX	0.00	+0.00
7	TRQX	0.00	+0.00
8	AQXE	0.00	+0.00

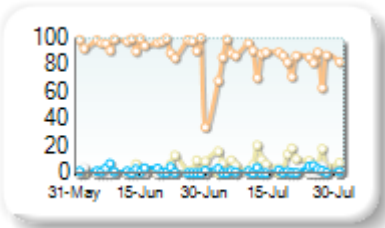
Best Prices Trend



25k EUR deal

Rank	Venue	Best Price (%)	Change
1	XMAD	84.09	-8.46
2	CEUX	9.01	+6.21
3	AQEU	1.65	-0.13
4	TQEX	0.84	+0.63
5	BATE	0.04	+0.04
6	CHIX	0.00	+0.00
7	TRQX	0.00	+0.00
8	AQXE	0.00	+0.00

Best Prices Trend



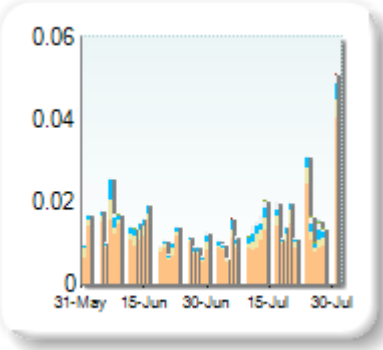
Best Price % measures how often each venue posts an absolute best price (no ties) for stocks. The result is averaged over the stocks in the index and is based on measurements of the order book every 5 seconds.



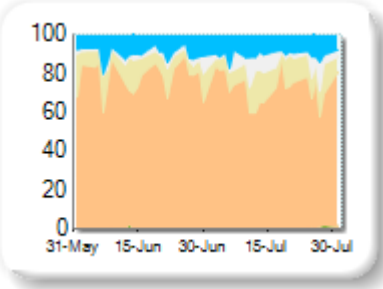
Market Share

Rank	Venue	Market Share	Change
1	XMAD	72.51%	-3.70
2	CEUX	11.43%	+0.70
3	AQEU	10.23%	-0.34
4	TQEX	5.50%	+3.12
5	BATE	0.28%	+0.17
6	TRQX	0.06%	+0.06
7	CHIX	0.00%	+0.00

Volume Trend



Market Share Trend



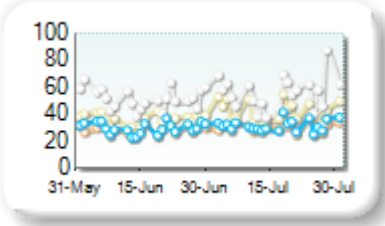
Market share is based on on-book value traded during continuous trading. The share is calculated by averaging over all stocks in the index. The current value shown is for last week and the change is relative to the previous week.

Spreads

At touch

Rank	Venue	Spread (bps)	Change
1	XMAD	30.32	+1.50
2	AQEU	31.60	+1.86
3	CEUX	41.75	+5.57
4	TQEX	55.63	+3.97

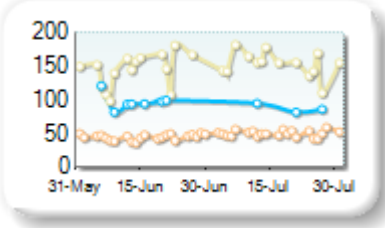
Monthly Spread Trend



25k EUR deal

Rank	Venue	Spread (bps)	Change
1	XMAD	49.84	+5.28
2	AQEU	86.97	-9.71
3	CEUX	167.26	+8.25

Monthly Spread Trend



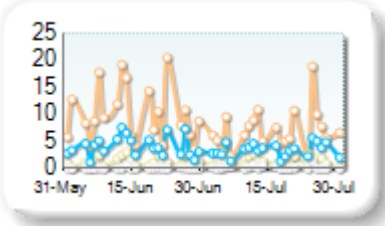
Spreads measure the bid to offer spread of the best visible orders in the book. The result is averaged over the stocks in the index and is based on measurements of the order books every 30 seconds. The value for the spread is quoted in basis points (0.01%).

Book Depths

10BPS Depth (top of book)

Rank	Venue	Depth (1K EUR)	Change
1	XMAD	7.1	-2.8
2	AQEU	3.4	-0.7
3	CEUX	1.0	-0.2
4	TQEX	0.3	+0.1

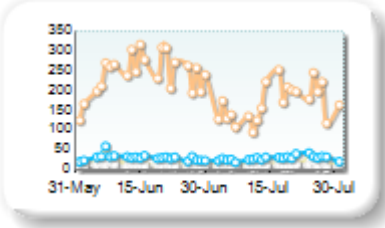
Monthly Depth Trend



50BPS Depth (deeper into book)

Rank	Venue	Depth (1K EUR)	Change
1	XMAD	169.4	-74.0
2	AQEU	28.1	-1.3
3	CEUX	13.3	-3.6
4	TQEX	8.6	-0.6

Monthly Depth Trend



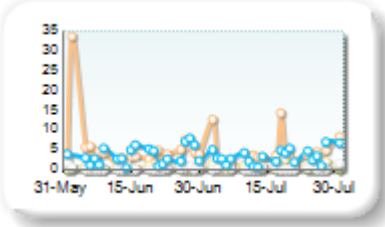
Market depth measures the amount of visible liquidity (bids and offers) in the order book within 10 or 50 BPS of mid price. The result is averaged over the stocks in the index and is based on measurements of the order book every 30 seconds. This is quoted in '000s of EUR.

Best Prices

At touch

Rank	Venue	Best Price (%)	Change
1	XMAD	4.11	-0.43
2	AQEU	3.22	-1.00
3	CEUX	0.72	+0.24
4	TQEX	0.20	-0.07
5	CHIX	0.00	+0.00
6	TRQX	0.00	+0.00
7	BATE	0.00	+0.00

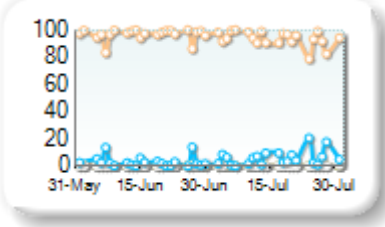
Best Prices Trend



25k EUR deal

Rank	Venue	Best Price (%)	Change
1	XMAD	93.56	-3.03
2	AQEU	5.87	+2.80
3	CEUX	0.19	+0.01
4	TQEX	0.06	-0.07
5	CHIX	0.00	+0.00
6	TRQX	0.00	+0.00
7	BATE	0.00	+0.00

Best Prices Trend

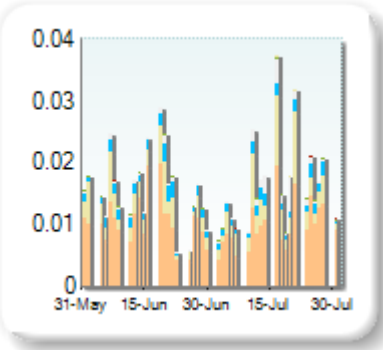


Best Price % measures how often each venue posts an absolute best price (no ties) for stocks. The result is averaged over the stocks in the index and is based on measurements of the order book every 5 seconds.

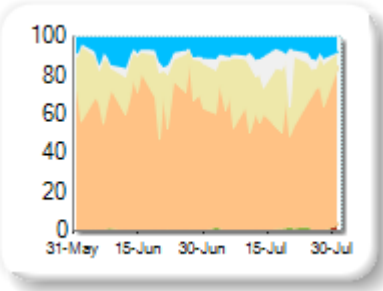
Market Share

Rank	Venue	Market Share	Change
1	XMAD	59.91%	-6.30
2	CEUX	23.24%	+2.00
3	AQEU	8.63%	-0.80
4	TQEX	7.37%	+4.58
5	BATE	0.65%	+0.40
6	CHIX	0.17%	+0.09
7	AQXE	0.02%	+0.02

Volume Trend



Market Share Trend



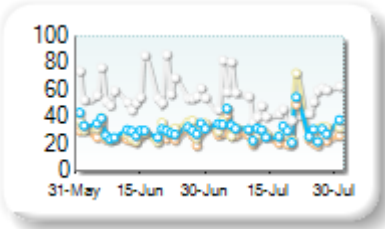
Market share is based on on-book value traded during continuous trading. The share is calculated by averaging over all stocks in the index. The current value shown is for last week and the change is relative to the previous week.

Spreads

At touch

Rank	Venue	Spread (bps)	Change
1	XMAD	26.14	-0.26
2	AQEU	31.53	+1.00
3	CEUX	31.77	+2.06
4	TQEX	56.70	-2.62

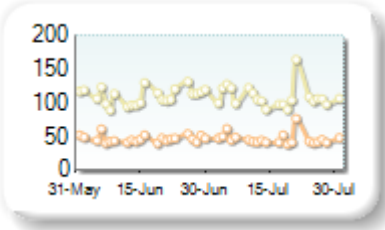
Monthly Spread Trend



25k EUR deal

Rank	Venue	Spread (bps)	Change
1	XMAD	46.46	-0.08
2	CEUX	108.27	-1.49

Monthly Spread Trend



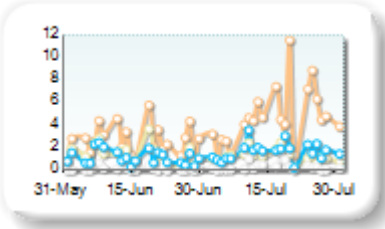
Spreads measure the bid to offer spread of the best visible orders in the book. The result is averaged over the stocks in the index and is based on measurements of the order books every 30 seconds. The value for the spread is quoted in basis points (0.01%).

Book Depths

10BPS Depth (top of book)

Rank	Venue	Depth (1K EUR)	Change
1	XMAD	4.7	+2.1
2	AQEU	1.7	+0.5
3	CEUX	1.2	0.0
4	TQEX	0.3	+0.2
5	BATE	0.3	+0.1

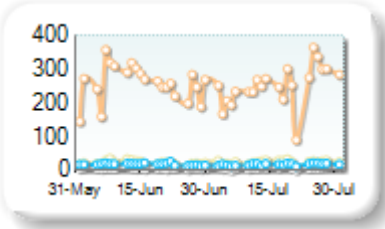
Monthly Depth Trend



50BPS Depth (deeper into book)

Rank	Venue	Depth (1K EUR)	Change
1	XMAD	249.5	-8.0
2	CEUX	24.6	+1.2
3	AQEU	17.1	-0.8
4	TQEX	8.1	+1.1
5	BATE	1.3	+0.4

Monthly Depth Trend



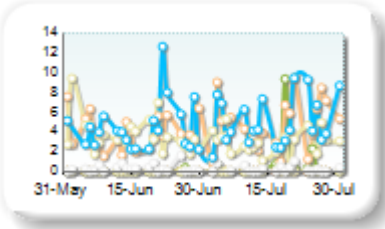
Market depth measures the amount of visible liquidity (bids and offers) in the order book within 10 or 50 BPS of mid price. The result is averaged over the stocks in the index and is based on measurements of the order book every 30 seconds. This is quoted in '000s of EUR.

Best Prices

At touch

Rank	Venue	Best Price (%)	Change
1	AQEU	5.03	+0.93
2	XMAD	4.72	+0.57
3	CEUX	2.95	-0.23
4	BATE	0.71	+1.05
5	TQEX	0.23	-0.14
6	CHIX	0.00	+0.00
7	AQXE	0.00	+0.00

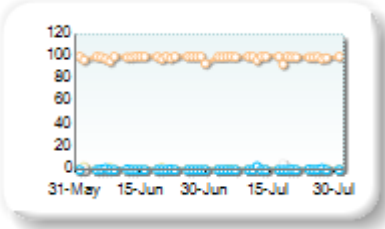
Best Prices Trend



25k EUR deal

Rank	Venue	Best Price (%)	Change
1	XMAD	99.13	+0.13
2	TQEX	0.35	+0.35
3	AQEU	0.29	+0.13
4	CEUX	0.22	-0.22
5	CHIX	0.00	+0.00
6	BATE	0.00	+0.00
7	AQXE	0.00	+0.00

Best Prices Trend

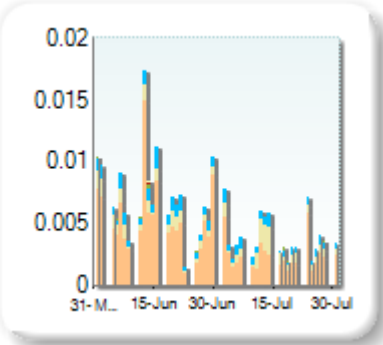


Best Price % measures how often each venue posts an absolute best price (no ties) for stocks. The result is averaged over the stocks in the index and is based on measurements of the order book every 5 seconds.

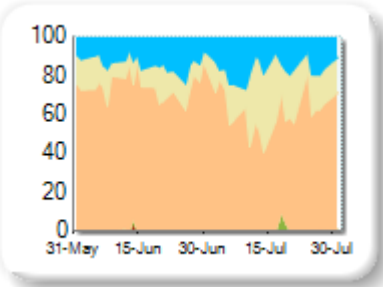
Market Share

Rank	Venue	Market Share	Change
1	XMAD	61.01%	-14.38
2	CEUX	22.49%	+10.87
3	AQEU	16.00%	+3.44
4	BATE	0.50%	+0.26

Volume Trend



Market Share Trend



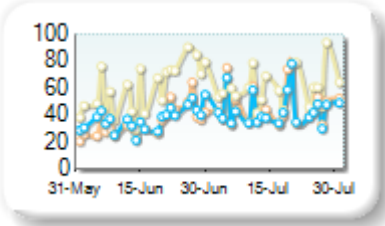
Market share is based on on-book value traded during continuous trading. The share is calculated by averaging over all stocks in the index. The current value shown is for last week and the change is relative to the previous week.

Spreads

At touch

Rank	Venue	Spread (bps)	Change
1	AQEU	44.24	+6.83
2	XMAD	46.97	+11.77
3	CEUX	73.44	+8.73

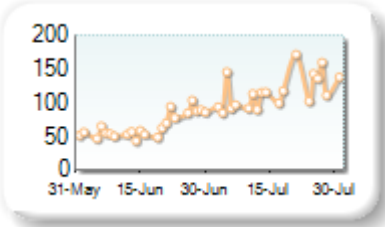
Monthly Spread Trend



25k EUR deal

Rank	Venue	Spread (bps)	Change
1	XMAD	127.65	+61.94

Monthly Spread Trend



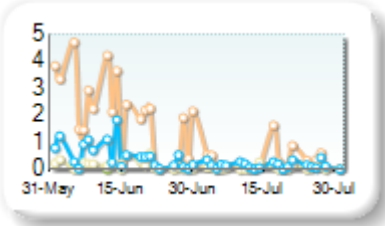
Spreads measure the bid to offer spread of the best visible orders in the book. The result is averaged over the stocks in the index and is based on measurements of the order books every 30 seconds. The value for the spread is quoted in basis points (0.01%).

Book Depths

10BPS Depth (top of book)

Rank	Venue	Depth (1K EUR)	Change
1	XMAD	0.3	-1.7
2	AQEU	0.2	-0.4
3	CEUX	0.1	-0.1

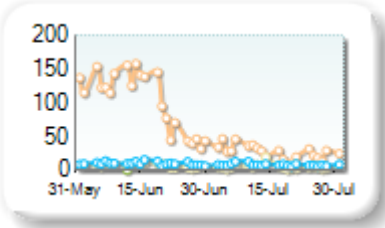
Monthly Depth Trend



50BPS Depth (deeper into book)

Rank	Venue	Depth (1K EUR)	Change
1	XMAD	26.5	-76.0
2	AQEU	8.1	-1.9
3	CEUX	5.0	-2.0

Monthly Depth Trend



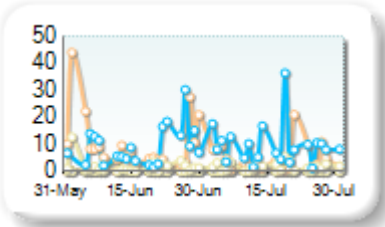
Market depth measures the amount of visible liquidity (bids and offers) in the order book within 10 or 50 BPS of mid price. The result is averaged over the stocks in the index and is based on measurements of the order book every 30 seconds. This is quoted in '000s of EUR.

Best Prices

At touch

Rank	Venue	Best Price (%)	Change
1	AQEU	9.44	-1.85
2	XMAD	4.64	-4.16
3	CEUX	1.67	-0.50
4	BATE	0.12	-0.31
5	CHIX	0.00	+0.00
6	AQXE	0.00	+0.00

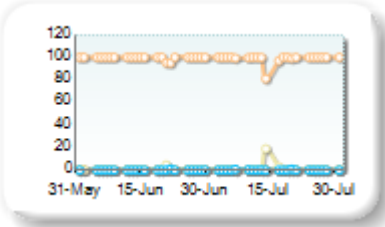
Best Prices Trend



25k EUR deal

Rank	Venue	Best Price (%)	Change
1	XMAD	98.79	-0.71
2	CEUX	1.05	+0.84
3	AQEU	0.11	+0.05
4	CHIX	0.00	+0.00
5	BATE	0.00	+0.00
6	AQXE	0.00	+0.00

Best Prices Trend



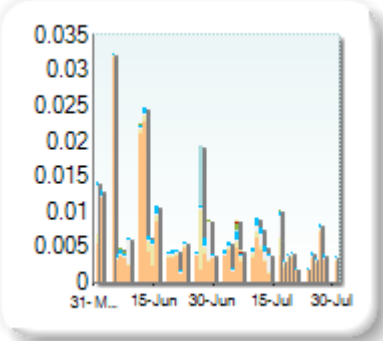
Best Price % measures how often each venue posts an absolute best price (no ties) for stocks. The result is averaged over the stocks in the index and is based on measurements of the order book every 5 seconds.



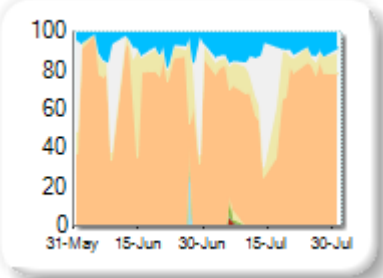
Market Share

Rank	Venue	Market Share	Change
1	XMAD	65.58%	-6.12
2	AQEU	11.22%	+5.96
3	CEUX	11.13%	+0.30
4	TQEX	10.33%	+2.15
5	BATE	0.90%	+0.87
6	CHIX	0.50%	+0.50
7	AQXE	0.27%	+0.27
8	TRQX	0.07%	-3.93

Volume Trend



Market Share Trend



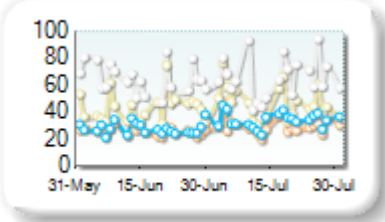
Market share is based on on-book value traded during continuous trading. The share is calculated by averaging over all stocks in the index. The current value shown is for last week and the change is relative to the previous week.

Spreads

At touch

Rank	Venue	Spread (bps)	Change
1	XMAD	30.00	+3.77
2	AQEU	34.12	+6.21
3	CEUX	46.16	+3.00
4	TQEX	65.28	-6.53

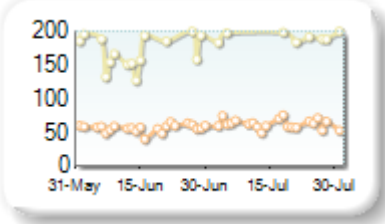
Monthly Spread Trend



25k EUR deal

Rank	Venue	Spread (bps)	Change
1	XMAD	62.55	+5.99
2	CEUX	212.37	+25.68

Monthly Spread Trend



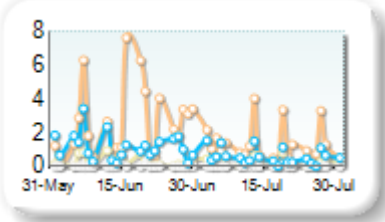
Spreads measure the bid to offer spread of the best visible orders in the book. The result is averaged over the stocks in the index and is based on measurements of the order books every 30 seconds. The value for the spread is quoted in basis points (0.01%).

Book Depths

10BPS Depth (top of book)

Rank	Venue	Depth (1K EUR)	Change
1	XMAD	1.3	-1.3
2	AQEU	0.6	-0.6
3	CEUX	0.2	-0.1
4	TQEX	0.0	0.0

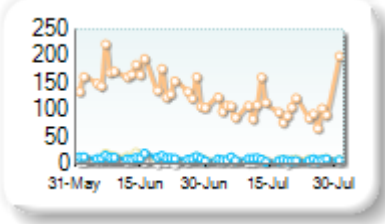
Monthly Depth Trend



50BPS Depth (deeper into book)

Rank	Venue	Depth (1K EUR)	Change
1	XMAD	106.0	-47.0
2	AQEU	8.3	-3.5
3	CEUX	7.6	-3.5
4	TQEX	5.7	-0.5

Monthly Depth Trend



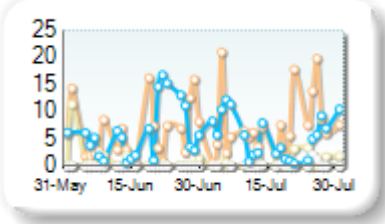
Market depth measures the amount of visible liquidity (bids and offers) in the order book within 10 or 50 BPS of mid price. The result is averaged over the stocks in the index and is based on measurements of the order book every 30 seconds. This is quoted in '000s of EUR.

Best Prices

At touch

Rank	Venue	Best Price (%)	Change
1	XMAD	7.60	-2.29
2	AQEU	5.40	-2.35
3	CEUX	0.86	+0.57
4	TQEX	0.23	+0.28
5	CHIX	0.00	+0.00
6	TRQX	0.00	+0.00
7	BATE	0.00	+0.00
8	AQXE	0.00	+0.00

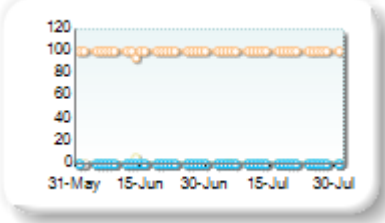
Best Prices Trend



25k EUR deal

Rank	Venue	Best Price (%)	Change
1	XMAD	99.93	+0.25
2	CEUX	0.01	-0.24
3	AQEU	0.01	+0.01
4	TQEX	0.00	-0.01
5	CHIX	0.00	+0.00
6	TRQX	0.00	+0.00
7	BATE	0.00	+0.00
8	AQXE	0.00	+0.00

Best Prices Trend

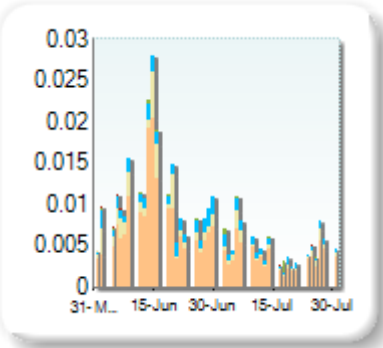


Best Price % measures how often each venue posts an absolute best price (no ties) for stocks. The result is averaged over the stocks in the index and is based on measurements of the order book every 5 seconds.

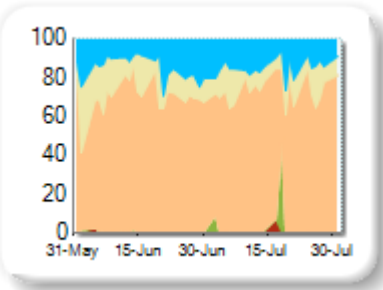
Market Share

Rank	Venue	Market Share	Change
1	XMAD	70.02%	-0.92
2	AQEU	15.04%	+1.65
3	CEUX	12.54%	-2.77
4	BATE	2.21%	+1.95
5	CHIX	0.20%	+0.09

Volume Trend



Market Share Trend



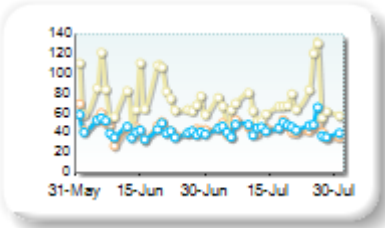
Market share is based on on-book value traded during continuous trading. The share is calculated by averaging over all stocks in the index. The current value shown is for last week and the change is relative to the previous week.

Spreads

At touch

Rank	Venue	Spread (bps)	Change
1	XMAD	43.58	-1.08
2	AQEU	44.74	+1.98
3	CEUX	70.67	-6.72

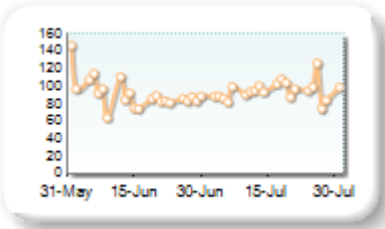
Monthly Spread Trend



25k EUR deal

Rank	Venue	Spread (bps)	Change
1	XMAD	95.41	+3.81

Monthly Spread Trend



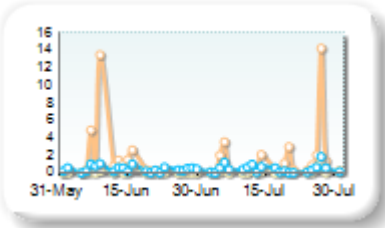
Spreads measure the bid to offer spread of the best visible orders in the book. The result is averaged over the stocks in the index and is based on measurements of the order books every 30 seconds. The value for the spread is quoted in basis points (0.01%).

Book Depths

10BPS Depth (top of book)

Rank	Venue	Depth (1K EUR)	Change
1	XMAD	1.6	+0.3
2	AQEU	0.5	+0.0
3	CEUX	0.2	+0.1

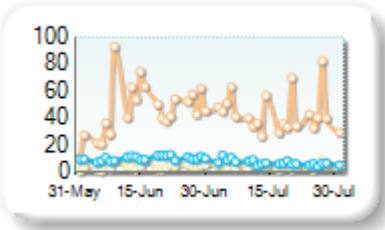
Monthly Depth Trend



50BPS Depth (deeper into book)

Rank	Venue	Depth (1K EUR)	Change
1	XMAD	43.4	-2.8
2	AQEU	7.2	-3.2
3	CEUX	4.3	+0.4

Monthly Depth Trend



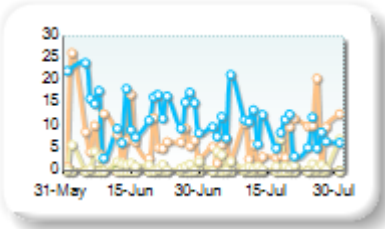
Market depth measures the amount of visible liquidity (bids and offers) in the order book within 10 or 50 BPS of mid price. The result is averaged over the stocks in the index and is based on measurements of the order book every 30 seconds. This is quoted in '000s of EUR.

Best Prices

At touch

Rank	Venue	Best Price (%)	Change
1	AQEU	9.42	-4.39
2	XMAD	6.75	-1.07
3	CEUX	1.77	+0.55
4	BATE	0.01	+0.01
5	CHIX	0.00	+0.00
6	AQXE	0.00	+0.00

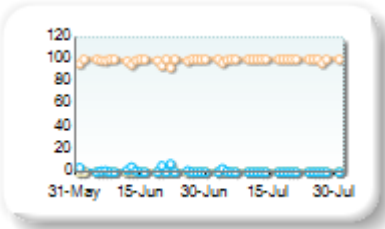
Best Prices Trend



25k EUR deal

Rank	Venue	Best Price (%)	Change
1	XMAD	99.61	+0.99
2	AQEU	0.18	-1.17
3	CHIX	0.00	+0.00
4	BATE	0.00	+0.00
5	AQXE	0.00	+0.00
6	CEUX	0.00	+0.00

Best Prices Trend

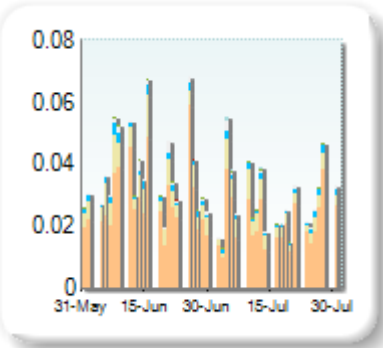


Best Price % measures how often each venue posts an absolute best price (no ties) for stocks. The result is averaged over the stocks in the index and is based on measurements of the order book every 5 seconds.

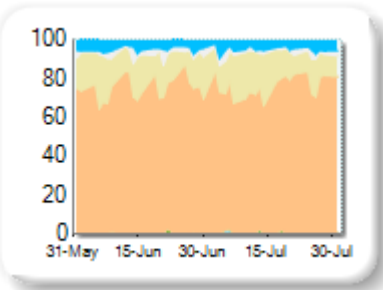
Market Share

Rank	Venue	Market Share	Change
1	XMAD	75.47%	+0.81
2	CEUX	16.38%	-0.71
3	AQEU	5.13%	+0.05
4	TQEX	2.39%	-0.52
5	TRQX	0.40%	+0.40
6	BATE	0.25%	-0.02

Volume Trend



Market Share Trend



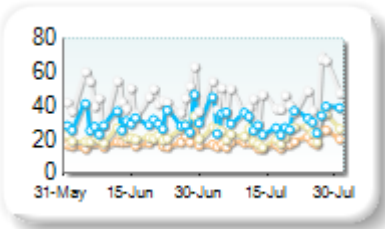
Market share is based on on-book value traded during continuous trading. The share is calculated by averaging over all stocks in the index. The current value shown is for last week and the change is relative to the previous week.

Spreads

At touch

Rank	Venue	Spread (bps)	Change
1	XMAD	18.07	-0.08
2	CEUX	23.72	+1.46
3	AQEU	31.02	+0.92
4	TQEX	43.71	-0.71

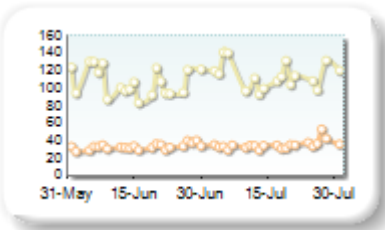
Monthly Spread Trend



25k EUR deal

Rank	Venue	Spread (bps)	Change
1	XMAD	35.75	+1.79
2	CEUX	122.07	+10.34

Monthly Spread Trend



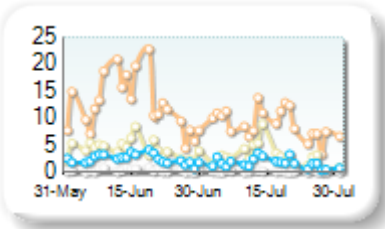
Spreads measure the bid to offer spread of the best visible orders in the book. The result is averaged over the stocks in the index and is based on measurements of the order books every 30 seconds. The value for the spread is quoted in basis points (0.01%).

Book Depths

10BPS Depth (top of book)

Rank	Venue	Depth (1K EUR)	Change
1	XMAD	9.0	-3.5
2	CEUX	2.9	-1.3
3	AQEU	1.7	-0.8
4	BATE	0.4	+0.0
5	TQEX	0.2	-0.2

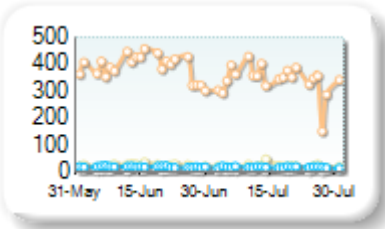
Monthly Depth Trend



50BPS Depth (deeper into book)

Rank	Venue	Depth (1K EUR)	Change
1	XMAD	340.9	-47.6
2	CEUX	22.6	-2.4
3	AQEU	18.7	-1.4
4	TQEX	10.0	-0.9
5	BATE	2.9	-0.1

Monthly Depth Trend



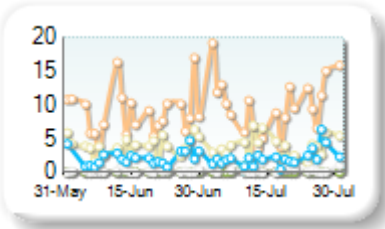
Market depth measures the amount of visible liquidity (bids and offers) in the order book within 10 or 50 BPS of mid price. The result is averaged over the stocks in the index and is based on measurements of the order book every 30 seconds. This is quoted in '000s of EUR.

Best Prices

At touch

Rank	Venue	Best Price (%)	Change
1	XMAD	9.86	+3.81
2	CEUX	3.63	-0.48
3	AQEU	2.16	-0.17
4	TQEX	0.28	+0.01
5	BATE	0.05	+0.05
6	CHIX	0.00	+0.00
7	TRQX	0.00	+0.00

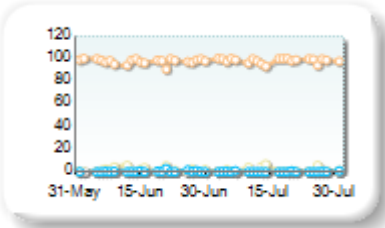
Best Prices Trend



25k EUR deal

Rank	Venue	Best Price (%)	Change
1	XMAD	98.18	+0.57
2	CEUX	1.44	-0.36
3	AQEU	0.24	-0.27
4	TQEX	0.10	+0.04
5	CHIX	0.00	+0.00
6	TRQX	0.00	+0.00
7	BATE	0.00	0.00

Best Prices Trend

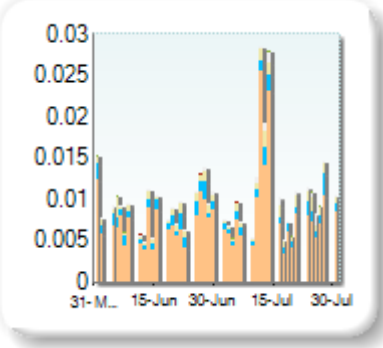


Best Price % measures how often each venue posts an absolute best price (no ties) for stocks. The result is averaged over the stocks in the index and is based on measurements of the order book every 5 seconds.

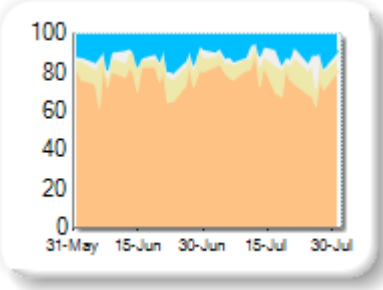
Market Share

Rank	Venue	Market Share	Change
1	XMAD	77.46%	+0.80
2	AQEU	9.91%	-2.16
3	CEUX	8.36%	-0.37
4	TQEX	4.15%	+1.63
5	BATE	0.11%	+0.09
6	CHIX	0.00%	0.00

Volume Trend



Market Share Trend



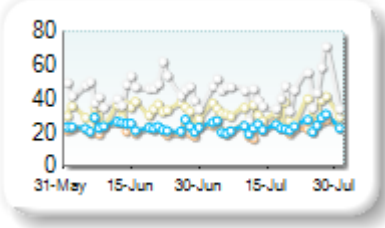
Market share is based on on-book value traded during continuous trading. The share is calculated by averaging over all stocks in the index. The current value shown is for last week and the change is relative to the previous week.

Spreads

At touch

Rank	Venue	Spread (bps)	Change
1	XMAD	22.51	+0.83
2	AQEU	23.43	+0.09
3	CEUX	31.61	-0.63
4	TQEX	44.10	-0.93

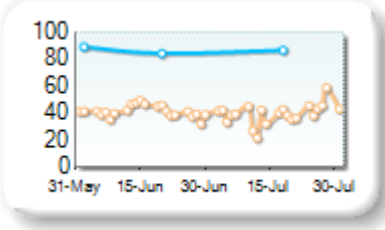
Monthly Spread Trend



25k EUR deal

Rank	Venue	Spread (bps)	Change
1	XMAD	39.46	-1.81
2	AQEU	167.26	+39.00
3	CEUX	206.62	+2.06

Monthly Spread Trend



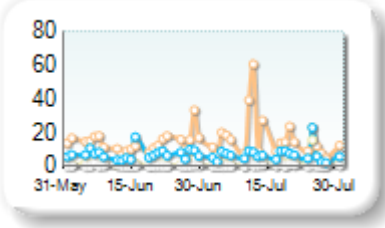
Spreads measure the bid to offer spread of the best visible orders in the book. The result is averaged over the stocks in the index and is based on measurements of the order books every 30 seconds. The value for the spread is quoted in basis points (0.01%).

Book Depths

10BPS Depth (top of book)

Rank	Venue	Depth (1K EUR)	Change
1	XMAD	17.1	+2.9
2	AQEU	6.9	-0.2
3	CEUX	2.2	+0.8
4	TQEX	0.5	+0.2

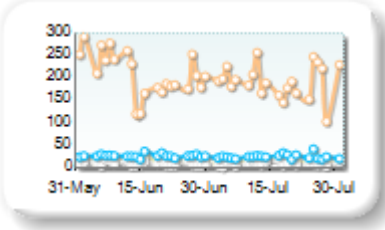
Monthly Depth Trend



50BPS Depth (deeper into book)

Rank	Venue	Depth (1K EUR)	Change
1	XMAD	191.7	-17.1
2	AQEU	25.9	-1.7
3	CEUX	15.0	+0.3
4	TQEX	10.3	+0.1

Monthly Depth Trend



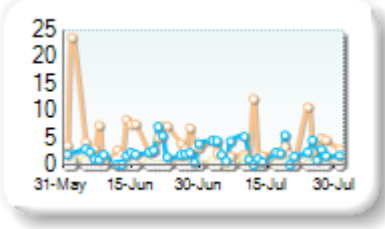
Market depth measures the amount of visible liquidity (bids and offers) in the order book within 10 or 50 BPS of mid price. The result is averaged over the stocks in the index and is based on measurements of the order book every 30 seconds. This is quoted in '000s of EUR.

Best Prices

At touch

Rank	Venue	Best Price (%)	Change
1	XMAD	3.13	-2.41
2	AQEU	2.40	-0.89
3	CEUX	0.27	-0.04
4	BATE	0.02	+0.00
5	TQEX	0.01	-0.04
6	CHIX	0.00	+0.00

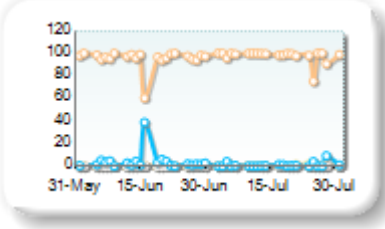
Best Prices Trend



25k EUR deal

Rank	Venue	Best Price (%)	Change
1	XMAD	97.63	+2.17
2	AQEU	1.17	-3.02
3	CEUX	0.17	+0.13
4	CHIX	0.00	+0.00
5	BATE	0.00	+0.00
6	TQEX	0.00	-0.02

Best Prices Trend

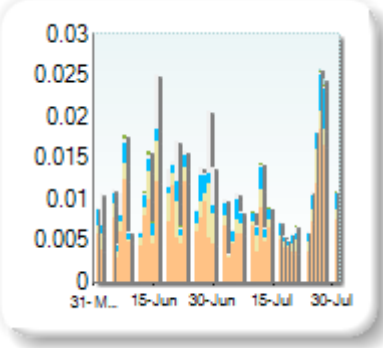


Best Price % measures how often each venue posts an absolute best price (no ties) for stocks. The result is averaged over the stocks in the index and is based on measurements of the order book every 5 seconds.

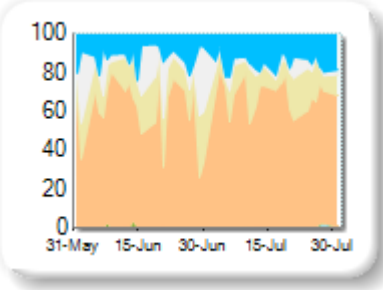
Market Share

Rank	Venue	Market Share	Change
1	XMAD	67.41%	+10.11
2	AQEU	16.28%	+4.85
3	CEUX	12.79%	-4.21
4	TQEX	2.90%	-10.97
5	TRQX	0.43%	+0.43
6	BATE	0.19%	-0.20

Volume Trend



Market Share Trend



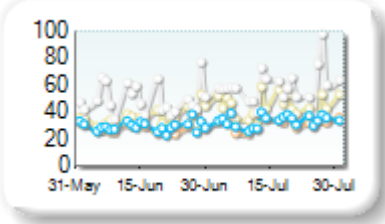
Market share is based on on-book value traded during continuous trading. The share is calculated by averaging over all stocks in the index. The current value shown is for last week and the change is relative to the previous week.

Spreads

At touch

Rank	Venue	Spread (bps)	Change
1	XMAD	32.52	+3.88
2	AQEU	33.71	+4.19
3	CEUX	44.33	+8.25
4	TQEX	58.89	+8.91

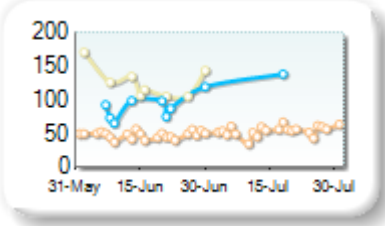
Monthly Spread Trend



25k EUR deal

Rank	Venue	Spread (bps)	Change
1	XMAD	53.91	+6.20
2	AQEU	137.33	+49.16
3	CEUX	204.77	+72.17

Monthly Spread Trend



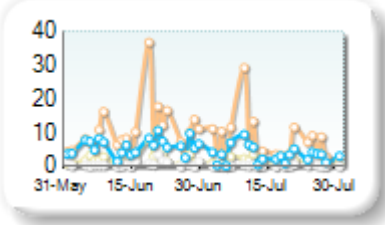
Spreads measure the bid to offer spread of the best visible orders in the book. The result is averaged over the stocks in the index and is based on measurements of the order books every 30 seconds. The value for the spread is quoted in basis points (0.01%).

Book Depths

10BPS Depth (top of book)

Rank	Venue	Depth (1K EUR)	Change
1	XMAD	7.3	-3.3
2	AQEU	3.4	-2.5
3	CEUX	1.2	-1.0
4	BATE	0.4	+0.0
5	TQEX	0.3	-0.5

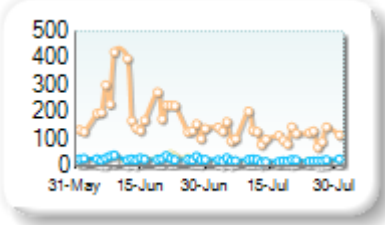
Monthly Depth Trend



50BPS Depth (deeper into book)

Rank	Venue	Depth (1K EUR)	Change
1	XMAD	119.3	-80.1
2	AQEU	21.0	-6.6
3	CEUX	13.2	-7.2
4	TQEX	7.5	-3.5
5	BATE	0.6	+0.0

Monthly Depth Trend



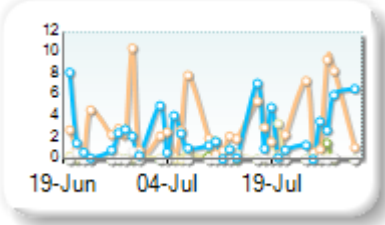
Market depth measures the amount of visible liquidity (bids and offers) in the order book within 10 or 50 BPS of mid price. The result is averaged over the stocks in the index and is based on measurements of the order book every 30 seconds. This is quoted in '000s of EUR.

Best Prices

At touch

Rank	Venue	Best Price (%)	Change
1	XMAD	3.07	+0.18
2	AQEU	2.49	+1.01
3	CEUX	0.42	+0.25
4	BATE	0.09	+0.15
5	TQEX	0.05	-0.11
6	TRQX	0.00	+0.00

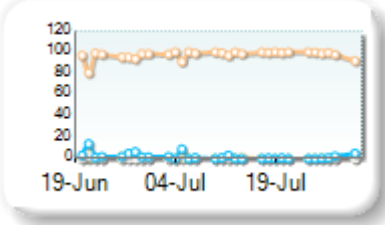
Best Prices Trend



25k EUR deal

Rank	Venue	Best Price (%)	Change
1	XMAD	98.40	+3.47
2	AQEU	1.24	-2.85
3	CEUX	0.32	-0.35
4	TRQX	0.00	+0.00
5	BATE	0.00	+0.00
6	TQEX	0.00	-0.24

Best Prices Trend

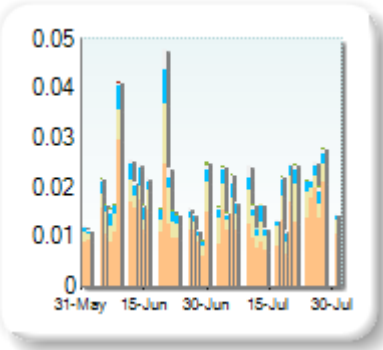


Best Price % measures how often each venue posts an absolute best price (no ties) for stocks. The result is averaged over the stocks in the index and is based on measurements of the order book every 5 seconds.

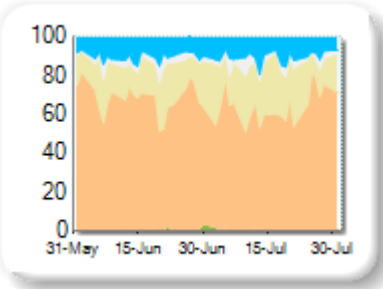
Market Share

Rank	Venue	Market Share	Change
1	XMAD	64.63%	-1.39
2	CEUX	20.85%	+2.14
3	AQEU	10.63%	-0.36
4	TQEX	3.65%	-0.17
5	BATE	0.21%	-0.23
6	TRQX	0.04%	+0.03
7	AQXE	0.00%	+0.00

Volume Trend



Market Share Trend



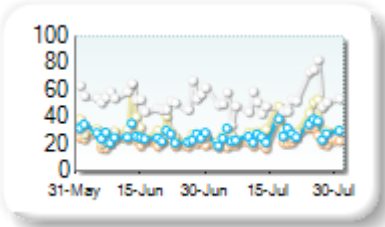
Market share is based on on-book value traded during continuous trading. The share is calculated by averaging over all stocks in the index. The current value shown is for last week and the change is relative to the previous week.

Spreads

At touch

Rank	Venue	Spread (bps)	Change
1	XMAD	22.76	+0.78
2	AQEU	27.66	+1.35
3	CEUX	31.59	+1.42
4	TQEX	54.85	+0.43

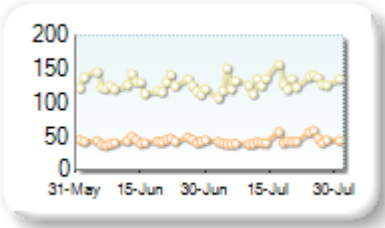
Monthly Spread Trend



25k EUR deal

Rank	Venue	Spread (bps)	Change
1	XMAD	43.63	+0.61
2	CEUX	129.68	+3.63

Monthly Spread Trend



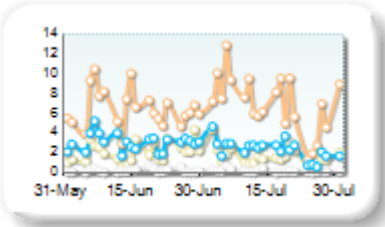
Spreads measure the bid to offer spread of the best visible orders in the book. The result is averaged over the stocks in the index and is based on measurements of the order books every 30 seconds. The value for the spread is quoted in basis points (0.01%).

Book Depths

10BPS Depth (top of book)

Rank	Venue	Depth (1K EUR)	Change
1	XMAD	7.0	+0.5
2	AQEU	2.3	-0.7
3	CEUX	1.6	-0.5
4	TQEX	0.2	0.0

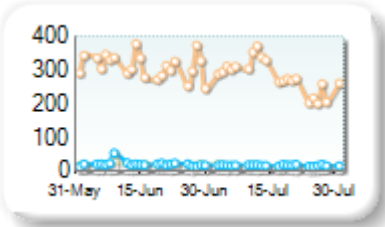
Monthly Depth Trend



50BPS Depth (deeper into book)

Rank	Venue	Depth (1K EUR)	Change
1	XMAD	279.5	-31.0
2	AQEU	17.2	-3.9
3	CEUX	14.4	-1.3
4	TQEX	6.2	-0.5
5	BATE	5.2	+0.0

Monthly Depth Trend



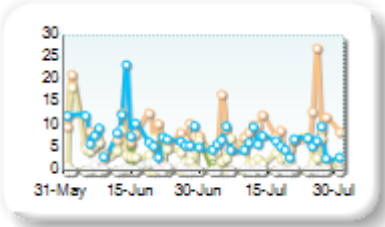
Market depth measures the amount of visible liquidity (bids and offers) in the order book within 10 or 50 BPS of mid price. The result is averaged over the stocks in the index and is based on measurements of the order book every 30 seconds. This is quoted in '000s of EUR.

Best Prices

At touch

Rank	Venue	Best Price (%)	Change
1	XMAD	9.39	-4.29
2	AQEU	6.08	-3.72
3	CEUX	3.48	-2.05
4	TQEX	0.18	-0.28
5	BATE	0.12	-0.70
6	CHIX	0.00	+0.00
7	TRQX	0.00	+0.00
8	AQXE	0.00	+0.00

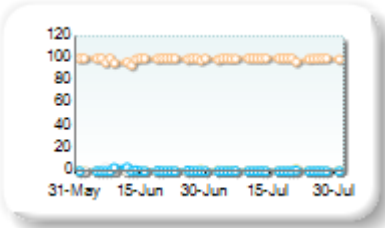
Best Prices Trend



25k EUR deal

Rank	Venue	Best Price (%)	Change
1	XMAD	99.60	+0.65
2	CEUX	0.29	+0.15
3	AQEU	0.07	-0.38
4	CHIX	0.00	+0.00
5	TRQX	0.00	+0.00
6	BATE	0.00	0.00
7	AQXE	0.00	+0.00
8	TQEX	0.00	-0.17

Best Prices Trend



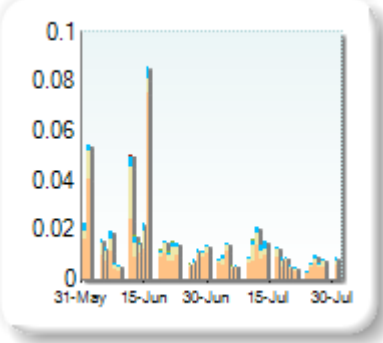
Best Price % measures how often each venue posts an absolute best price (no ties) for stocks. The result is averaged over the stocks in the index and is based on measurements of the order book every 5 seconds.



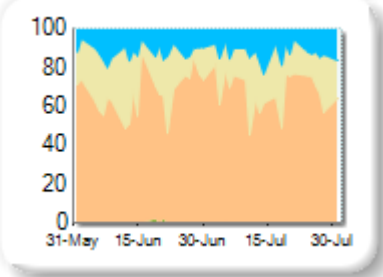
### Market Share

Rank	Venue	Market Share	Change
1	XMAD	65.33%	-2.75
2	CEUX	21.51%	-0.15
3	AQEU	13.13%	+3.01
4	BATE	0.02%	-0.12

Volume Trend



Market Share Trend



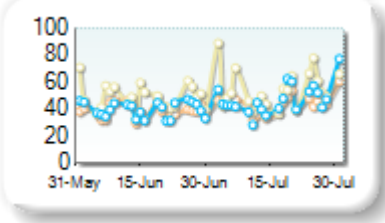
Market share is based on on-book value traded during continuous trading. The share is calculated by averaging over all stocks in the index. The current value shown is for last week and the change is relative to the previous week.

### Spreads

At touch

Rank	Venue	Spread (bps)	Change
1	XMAD	43.87	+4.99
2	AQEU	47.09	+7.48
3	CEUX	54.36	+5.63

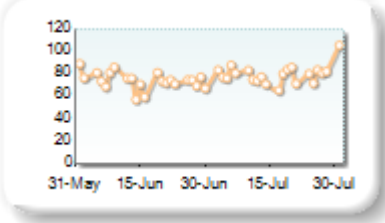
Monthly Spread Trend



25k EUR deal

Rank	Venue	Spread (bps)	Change
1	XMAD	79.75	+5.63

Monthly Spread Trend



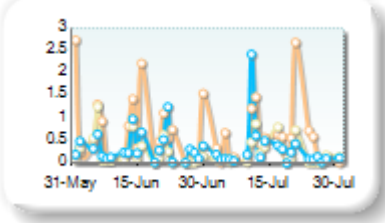
Spreads measure the bid to offer spread of the best visible orders in the book. The result is averaged over the stocks in the index and is based on measurements of the order books every 30 seconds. The value for the spread is quoted in basis points (0.01%).

### Book Depths

10BPS Depth (top of book)

Rank	Venue	Depth (1K EUR)	Change
1	XMAD	0.5	-0.2
2	AQEU	0.3	0.0
3	CEUX	0.2	0.0

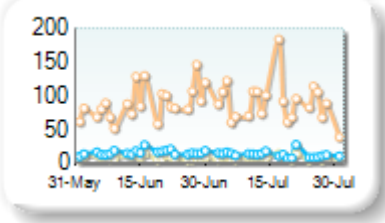
Monthly Depth Trend



50BPS Depth (deeper into book)

Rank	Venue	Depth (1K EUR)	Change
1	XMAD	90.1	+0.6
2	AQEU	12.9	-3.0
3	CEUX	7.9	-0.6

Monthly Depth Trend



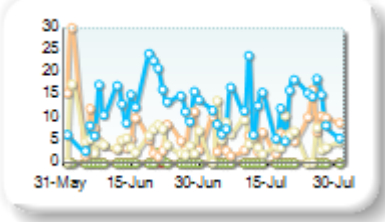
Market depth measures the amount of visible liquidity (bids and offers) in the order book within 10 or 50 BPS of mid price. The result is averaged over the stocks in the index and is based on measurements of the order book every 30 seconds. This is quoted in '000s of EUR.

### Best Prices

At touch

Rank	Venue	Best Price (%)	Change
1	AQEU	12.21	-1.14
2	XMAD	6.47	-2.53
3	CEUX	5.25	+0.28
4	CHIX	0.00	+0.00
5	BATE	0.00	-0.14

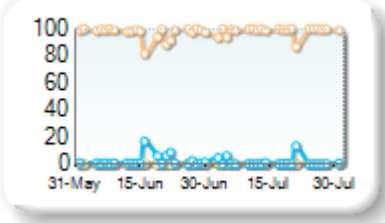
Best Prices Trend



25k EUR deal

Rank	Venue	Best Price (%)	Change
1	XMAD	98.39	+1.34
2	AQEU	1.39	-1.10
3	CEUX	0.18	-0.22
4	CHIX	0.00	+0.00
5	BATE	0.00	+0.00

Best Prices Trend

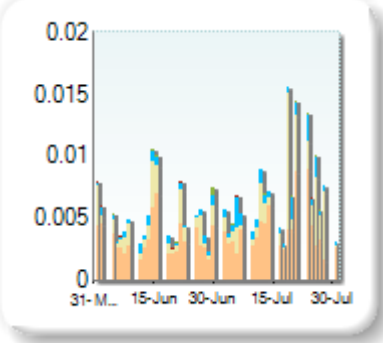


Best Price % measures how often each venue posts an absolute best price (no ties) for stocks. The result is averaged over the stocks in the index and is based on measurements of the order book every 5 seconds.

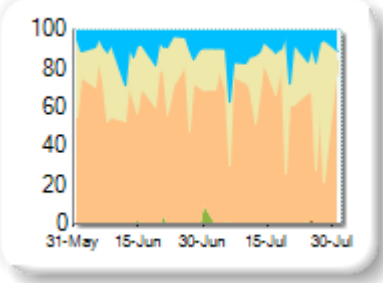
Market Share

Rank	Venue	Market Share	Change
1	XMAD	55.67%	-8.08
2	CEUX	31.38%	+5.77
3	AQEU	12.63%	+3.06
4	BATE	0.25%	-0.80
5	CHIX	0.07%	+0.05

Volume Trend



Market Share Trend



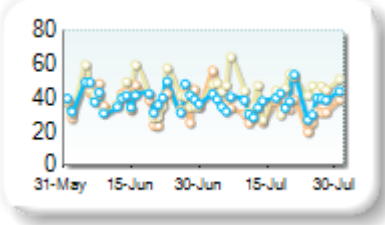
Market share is based on on-book value traded during continuous trading. The share is calculated by averaging over all stocks in the index. The current value shown is for last week and the change is relative to the previous week.

Spreads

At touch

Rank	Venue	Spread (bps)	Change
1	XMAD	34.01	-3.79
2	AQEU	37.20	-2.09
3	CEUX	44.53	+4.41

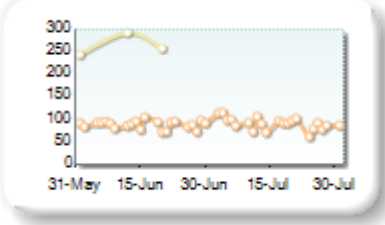
Monthly Spread Trend



25k EUR deal

Rank	Venue	Spread (bps)	Change
1	XMAD	91.79	+2.45
2	CEUX	359.13	+60.30

Monthly Spread Trend



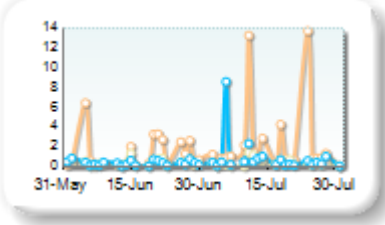
Spreads measure the bid to offer spread of the best visible orders in the book. The result is averaged over the stocks in the index and is based on measurements of the order books every 30 seconds. The value for the spread is quoted in basis points (0.01%).

Book Depths

10BPS Depth (top of book)

Rank	Venue	Depth (1K EUR)	Change
1	XMAD	2.3	+1.1
2	AQEU	0.9	+0.5
3	CEUX	0.3	+0.0

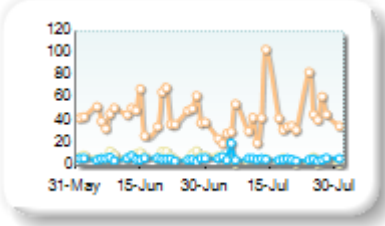
Monthly Depth Trend



50BPS Depth (deeper into book)

Rank	Venue	Depth (1K EUR)	Change
1	XMAD	42.5	-4.7
2	AQEU	6.8	+0.4
3	CEUX	5.0	-4.3

Monthly Depth Trend



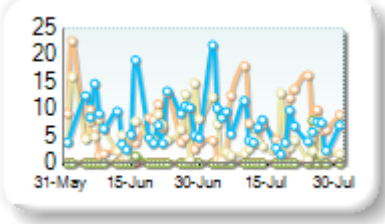
Market depth measures the amount of visible liquidity (bids and offers) in the order book within 10 or 50 BPS of mid price. The result is averaged over the stocks in the index and is based on measurements of the order book every 30 seconds. This is quoted in '000s of EUR.

Best Prices

At touch

Rank	Venue	Best Price (%)	Change
1	AQEU	7.09	-0.29
2	XMAD	7.01	-1.30
3	CEUX	3.87	-1.15
4	BATE	0.43	+0.80
5	CHIX	0.00	+0.00

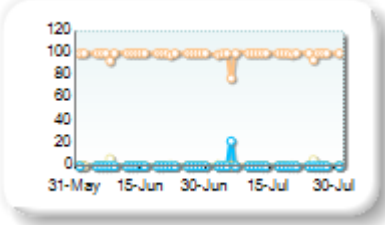
Best Prices Trend



25k EUR deal

Rank	Venue	Best Price (%)	Change
1	XMAD	98.50	-1.07
2	AQEU	1.06	+1.06
3	CEUX	0.40	+0.03
4	CHIX	0.00	+0.00
5	BATE	0.00	+0.00

Best Prices Trend

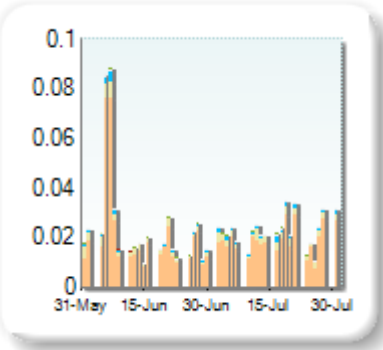


Best Price % measures how often each venue posts an absolute best price (no ties) for stocks. The result is averaged over the stocks in the index and is based on measurements of the order book every 5 seconds.

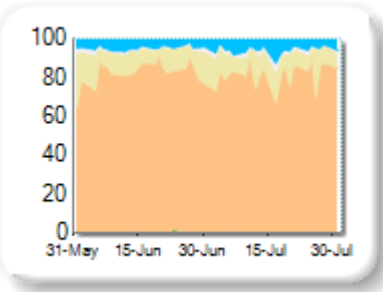
Market Share

Rank	Venue	Market Share	Change
1	XMAD	81.90%	-2.09
2	CEUX	10.87%	+0.72
3	AQEU	5.56%	+1.19
4	TQEX	1.57%	+0.24
5	BATE	0.09%	-0.06

Volume Trend



Market Share Trend



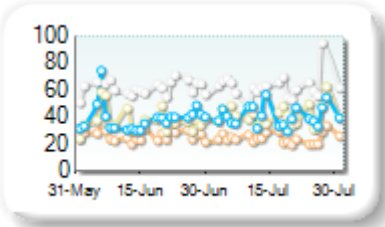
Market share is based on on-book value traded during continuous trading. The share is calculated by averaging over all stocks in the index. The current value shown is for last week and the change is relative to the previous week.

Spreads

At touch

Rank	Venue	Spread (bps)	Change
1	XMAD	24.51	-1.84
2	AQEU	40.58	+1.58
3	CEUX	41.22	+3.97
4	TQEX	64.86	+3.16

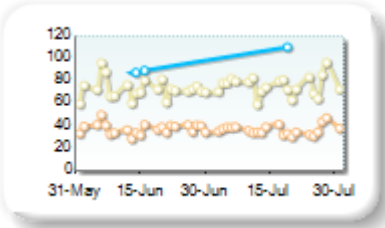
Monthly Spread Trend



25k EUR deal

Rank	Venue	Spread (bps)	Change
1	XMAD	36.60	-1.09
2	CEUX	75.92	+3.16
3	AQEU	109.83	+21.51

Monthly Spread Trend



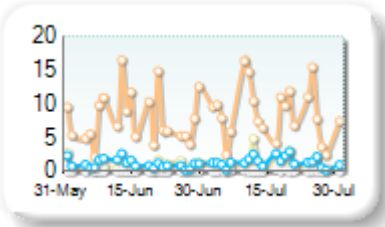
Spreads measure the bid to offer spread of the best visible orders in the book. The result is averaged over the stocks in the index and is based on measurements of the order books every 30 seconds. The value for the spread is quoted in basis points (0.01%).

Book Depths

10BPS Depth (top of book)

Rank	Venue	Depth (1K EUR)	Change
1	XMAD	8.6	+0.8
2	AQEU	1.4	+0.3
3	CEUX	1.0	+0.1
4	TQEX	0.1	+0.0

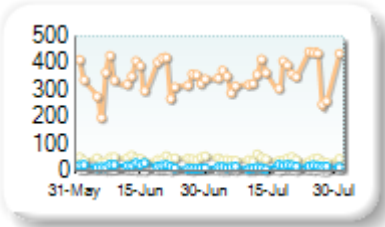
Monthly Depth Trend



50BPS Depth (deeper into book)

Rank	Venue	Depth (1K EUR)	Change
1	XMAD	357.5	+11.2
2	CEUX	43.7	-3.1
3	AQEU	16.5	-1.7
4	TQEX	6.3	-1.2
5	BATE	3.0	-0.5

Monthly Depth Trend



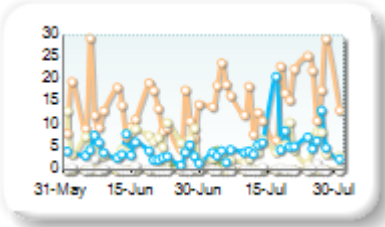
Market depth measures the amount of visible liquidity (bids and offers) in the order book within 10 or 50 BPS of mid price. The result is averaged over the stocks in the index and is based on measurements of the order book every 30 seconds. This is quoted in '000s of EUR.

Best Prices

At touch

Rank	Venue	Best Price (%)	Change
1	XMAD	17.02	+5.61
2	AQEU	5.94	+1.68
3	CEUX	4.57	-2.32
4	TQEX	0.25	-0.16
5	BATE	0.21	+0.32
6	CHIX	0.00	+0.00
7	AQXE	0.00	+0.00

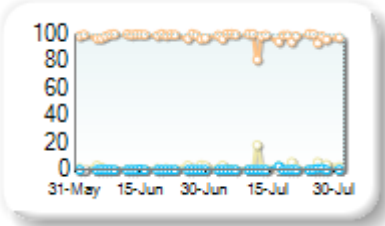
Best Prices Trend



25k EUR deal

Rank	Venue	Best Price (%)	Change
1	XMAD	97.19	-1.47
2	CEUX	2.48	+1.31
3	AQEU	0.26	+0.21
4	CHIX	0.00	+0.00
5	BATE	0.00	+0.00
6	AQXE	0.00	+0.00
7	TQEX	0.00	+0.00

Best Prices Trend

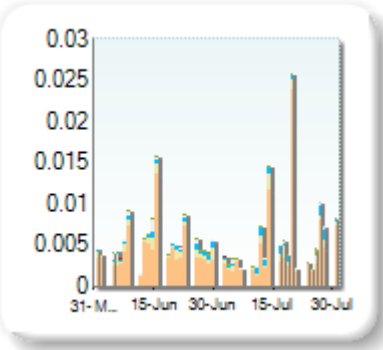


Best Price % measures how often each venue posts an absolute best price (no ties) for stocks. The result is averaged over the stocks in the index and is based on measurements of the order book every 5 seconds.

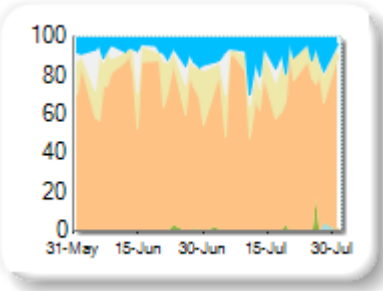
Market Share

Rank	Venue	Market Share	Change
1	XMAD	76.35%	+2.12
2	CEUX	10.67%	-2.08
3	AQEU	9.13%	+1.14
4	TQEX	2.31%	-2.05
5	BATE	1.18%	+0.50
6	TRQX	0.37%	+0.37
7	CHIX	0.00%	0.00

Volume Trend



Market Share Trend



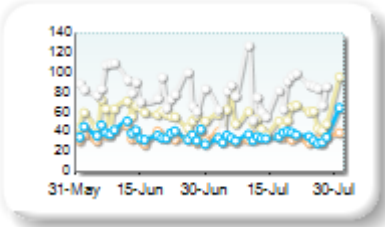
Market share is based on on-book value traded during continuous trading. The share is calculated by averaging over all stocks in the index. The current value shown is for last week and the change is relative to the previous week.

Spreads

At touch

Rank	Venue	Spread (bps)	Change
1	XMAD	33.37	-2.12
2	AQEU	35.64	-2.09
3	CEUX	55.01	-5.79
4	TQEX	86.68	-5.22
5	BATE	367.90	+6.91

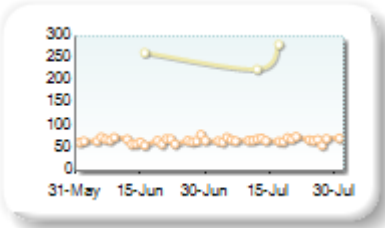
Monthly Spread Trend



25k EUR deal

Rank	Venue	Spread (bps)	Change
1	XMAD	69.30	+1.98
2	CEUX	409.68	+12.15

Monthly Spread Trend



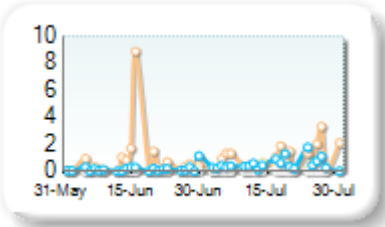
Spreads measure the bid to offer spread of the best visible orders in the book. The result is averaged over the stocks in the index and is based on measurements of the order books every 30 seconds. The value for the spread is quoted in basis points (0.01%).

Book Depths

10BPS Depth (top of book)

Rank	Venue	Depth (1K EUR)	Change
1	XMAD	1.0	+0.1
2	AQEU	0.5	+0.4
3	CEUX	0.2	+0.1
4	TQEX	0.0	+0.0

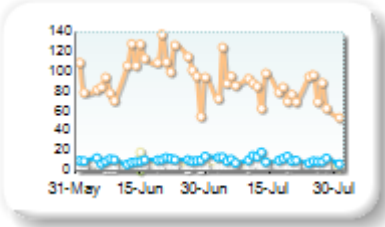
Monthly Depth Trend



50BPS Depth (deeper into book)

Rank	Venue	Depth (1K EUR)	Change
1	XMAD	82.9	-18.2
2	AQEU	10.8	+0.8
3	CEUX	6.5	-0.2
4	TQEX	3.8	+0.2
5	BATE	1.1	+0.1

Monthly Depth Trend



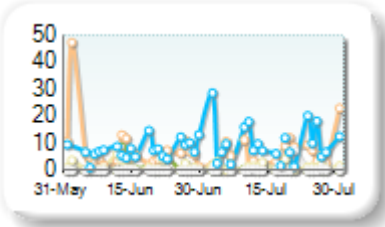
Market depth measures the amount of visible liquidity (bids and offers) in the order book within 10 or 50 BPS of mid price. The result is averaged over the stocks in the index and is based on measurements of the order book every 30 seconds. This is quoted in '000s of EUR.

Best Prices

At touch

Rank	Venue	Best Price (%)	Change
1	AQEU	9.90	+2.51
2	XMAD	6.33	-3.62
3	CEUX	1.32	-0.20
4	TQEX	0.45	+0.80
5	BATE	0.29	-0.91
6	CHIX	0.00	+0.00
7	TRQX	0.00	+0.00

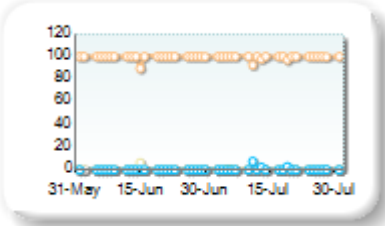
Best Prices Trend



25k EUR deal

Rank	Venue	Best Price (%)	Change
1	XMAD	99.32	-0.15
2	AQEU	0.64	+0.63
3	CEUX	0.00	-0.29
4	CHIX	0.00	+0.00
5	TRQX	0.00	+0.00
6	BATE	0.00	+0.00
7	TQEX	0.00	+0.00

Best Prices Trend

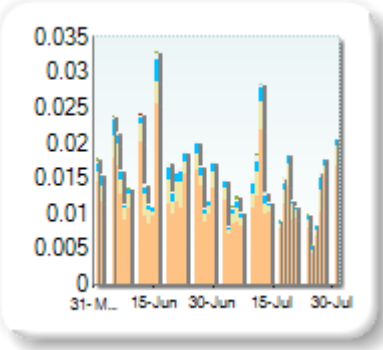


Best Price % measures how often each venue posts an absolute best price (no ties) for stocks. The result is averaged over the stocks in the index and is based on measurements of the order book every 5 seconds.

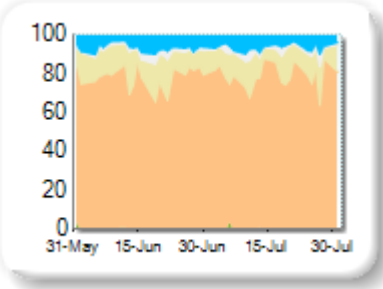
Market Share

Rank	Venue	Market Share	Change
1	XMAD	77.36%	-0.01
2	CEUX	13.01%	-0.07
3	AQEU	6.74%	-0.36
4	TQEX	2.57%	+0.38
5	BATE	0.21%	-0.02
6	TRQX	0.09%	+0.09
7	AQXE	0.01%	+0.01

Volume Trend



Market Share Trend



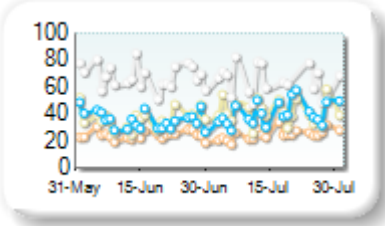
Market share is based on on-book value traded during continuous trading. The share is calculated by averaging over all stocks in the index. The current value shown is for last week and the change is relative to the previous week.

Spreads

At touch

Rank	Venue	Spread (bps)	Change
1	XMAD	25.05	+0.60
2	AQEU	40.60	+5.10
3	CEUX	41.40	+4.85
4	TQEX	73.39	+5.58

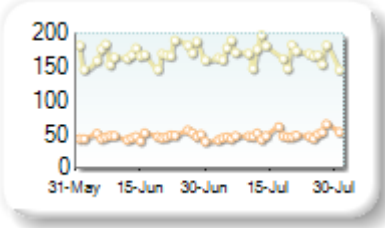
Monthly Spread Trend



25k EUR deal

Rank	Venue	Spread (bps)	Change
1	XMAD	48.65	+1.94
2	CEUX	170.28	-0.35

Monthly Spread Trend



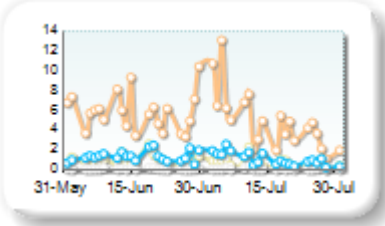
Spreads measure the bid to offer spread of the best visible orders in the book. The result is averaged over the stocks in the index and is based on measurements of the order books every 30 seconds. The value for the spread is quoted in basis points (0.01%).

Book Depths

10BPS Depth (top of book)

Rank	Venue	Depth (1K EUR)	Change
1	XMAD	4.9	-0.9
2	AQEU	1.0	-0.3
3	CEUX	0.7	-0.3
4	TQEX	0.1	+0.0

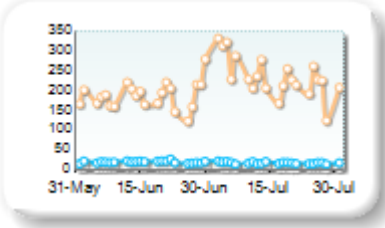
Monthly Depth Trend



50BPS Depth (deeper into book)

Rank	Venue	Depth (1K EUR)	Change
1	XMAD	235.7	+48.2
2	AQEU	16.0	-2.3
3	CEUX	9.8	-2.0
4	TQEX	5.1	0.0

Monthly Depth Trend



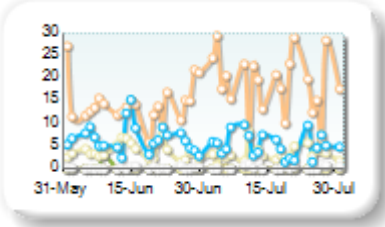
Market depth measures the amount of visible liquidity (bids and offers) in the order book within 10 or 50 BPS of mid price. The result is averaged over the stocks in the index and is based on measurements of the order book every 30 seconds. This is quoted in '000s of EUR.

Best Prices

At touch

Rank	Venue	Best Price (%)	Change
1	XMAD	18.76	+1.89
2	AQEU	5.25	-2.98
3	CEUX	3.36	-0.19
4	TQEX	0.43	-0.04
5	BATE	0.00	-0.14
6	CHIX	0.00	+0.00
7	TRQX	0.00	+0.00
8	AQXE	0.00	+0.00

Best Prices Trend



25k EUR deal

Rank	Venue	Best Price (%)	Change
1	XMAD	99.57	+0.47
2	CEUX	0.18	-0.08
3	AQEU	0.12	-0.37
4	TQEX	0.07	-0.01
5	CHIX	0.00	+0.00
6	TRQX	0.00	+0.00
7	BATE	0.00	+0.00
8	AQXE	0.00	+0.00

Best Prices Trend



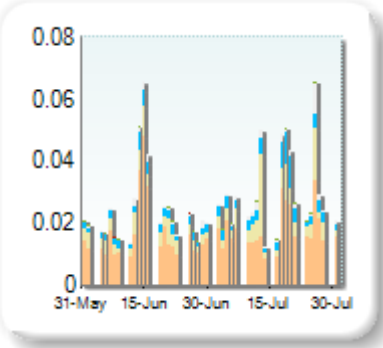
Best Price % measures how often each venue posts an absolute best price (no ties) for stocks. The result is averaged over the stocks in the index and is based on measurements of the order book every 5 seconds.



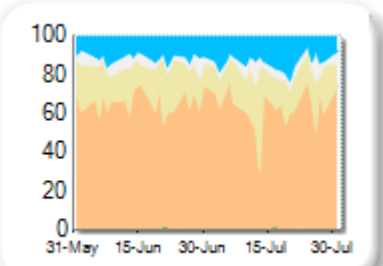
Market Share

Rank	Venue	Market Share	Change
1	XMAD	59.70%	-7.27
2	CEUX	20.43%	+2.83
3	AQEU	13.71%	+3.09
4	TQEX	5.90%	+1.50
5	BATE	0.26%	-0.16

Volume Trend



Market Share Trend



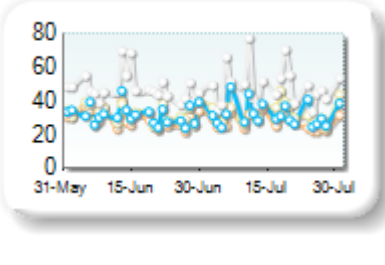
Market share is based on on-book value traded during continuous trading. The share is calculated by averaging over all stocks in the index. The current value shown is for last week and the change is relative to the previous week.

Spreads

At touch

Rank	Venue	Spread (bps)	Change
1	XMAD	27.28	-1.81
2	AQEU	31.72	+0.07
3	CEUX	33.70	+1.58
4	TQEX	48.61	+0.87

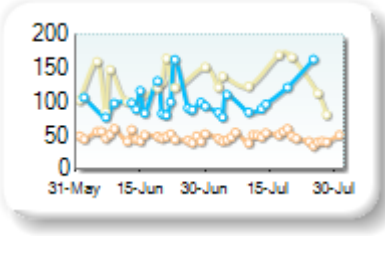
Monthly Spread Trend



25k EUR deal

Rank	Venue	Spread (bps)	Change
1	XMAD	46.73	-1.56
2	AQEU	102.82	+3.61
3	CEUX	179.61	+6.10

Monthly Spread Trend



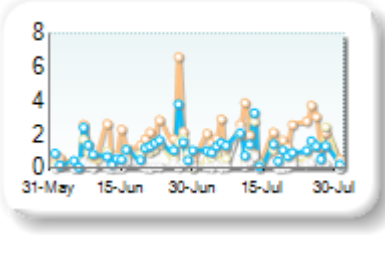
Spreads measure the bid to offer spread of the best visible orders in the book. The result is averaged over the stocks in the index and is based on measurements of the order books every 30 seconds. The value for the spread is quoted in basis points (0.01%).

Book Depths

10BPS Depth (top of book)

Rank	Venue	Depth (1K EUR)	Change
1	XMAD	1.9	+0.4
2	AQEU	1.2	+0.1
3	CEUX	0.9	+0.1
4	BATE	0.7	+0.1
5	TQEX	0.4	+0.2

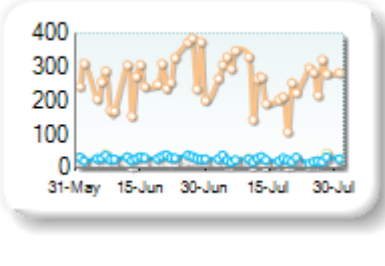
Monthly Depth Trend



50BPS Depth (deeper into book)

Rank	Venue	Depth (1K EUR)	Change
1	XMAD	257.4	-8.4
2	AQEU	24.7	-5.4
3	CEUX	22.1	-2.4
4	TQEX	13.6	-1.5
5	BATE	1.7	-0.1

Monthly Depth Trend



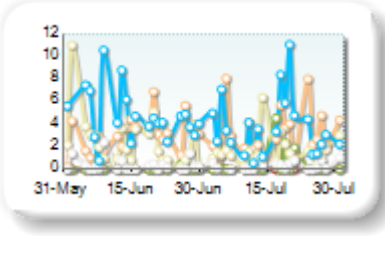
Market depth measures the amount of visible liquidity (bids and offers) in the order book within 10 or 50 BPS of mid price. The result is averaged over the stocks in the index and is based on measurements of the order book every 30 seconds. This is quoted in '000s of EUR.

Best Prices

At touch

Rank	Venue	Best Price (%)	Change
1	AQEU	3.76	-1.35
2	XMAD	3.20	+0.45
3	CEUX	1.66	-1.10
4	BATE	0.55	+0.61
5	TQEX	0.31	-0.03
6	CHIX	0.00	+0.00

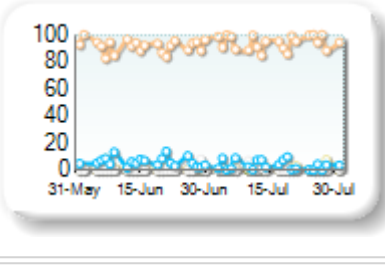
Best Prices Trend



25k EUR deal

Rank	Venue	Best Price (%)	Change
1	XMAD	94.14	+2.54
2	AQEU	3.64	-2.63
3	CEUX	1.50	-0.33
4	TQEX	0.55	+0.08
5	CHIX	0.00	+0.00
6	BATE	0.00	0.00

Best Prices Trend



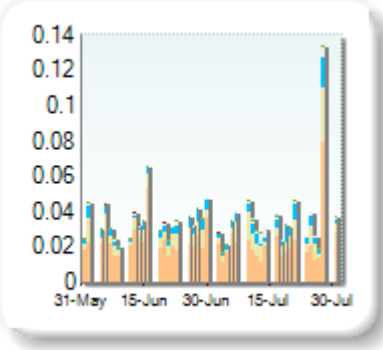
Best Price % measures how often each venue posts an absolute best price (no ties) for stocks. The result is averaged over the stocks in the index and is based on measurements of the order book every 5 seconds.



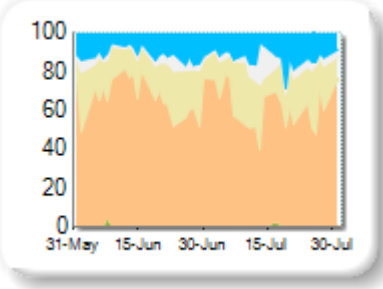
Market Share

Rank	Venue	Market Share	Change
1	XMAD	59.72%	-6.60
2	CEUX	21.44%	+2.91
3	AQEU	13.27%	+1.88
4	TQEX	5.09%	+1.78
5	BATE	0.38%	-0.04
6	TRQX	0.10%	+0.10
7	CHIX	0.00%	-0.02

Volume Trend



Market Share Trend



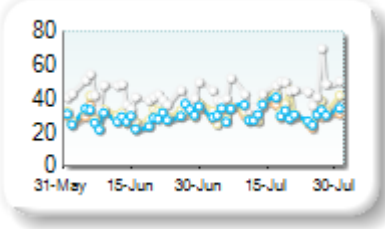
Market share is based on on-book value traded during continuous trading. The share is calculated by averaging over all stocks in the index. The current value shown is for last week and the change is relative to the previous week.

Spreads

At touch

Rank	Venue	Spread (bps)	Change
1	XMAD	29.57	+0.85
2	AQEU	30.99	+1.93
3	CEUX	33.15	+2.08
4	TQEX	44.29	+2.19
5	BATE	420.84	n/a

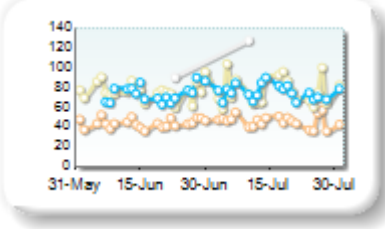
Monthly Spread Trend



25k EUR deal

Rank	Venue	Spread (bps)	Change
1	XMAD	45.74	+1.89
2	AQEU	75.24	+1.32
3	CEUX	76.90	+0.34
4	TQEX	127.77	+37.44

Monthly Spread Trend



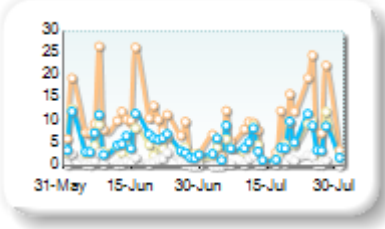
Spreads measure the bid to offer spread of the best visible orders in the book. The result is averaged over the stocks in the index and is based on measurements of the order books every 30 seconds. The value for the spread is quoted in basis points (0.01%).

Book Depths

10BPS Depth (top of book)

Rank	Venue	Depth (1K EUR)	Change
1	XMAD	9.4	-1.2
2	AQEU	5.2	-0.3
3	CEUX	4.7	+0.3
4	BATE	1.3	+0.1
5	TQEX	0.9	-0.1

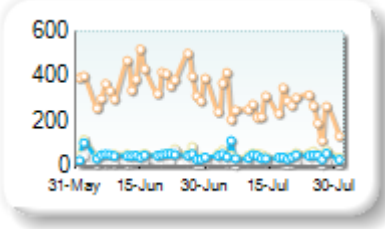
Monthly Depth Trend



50BPS Depth (deeper into book)

Rank	Venue	Depth (1K EUR)	Change
1	XMAD	260.6	-114.3
2	CEUX	49.9	-3.8
3	AQEU	45.0	-2.5
4	TQEX	18.5	-4.0
5	BATE	0.7	+0.1

Monthly Depth Trend



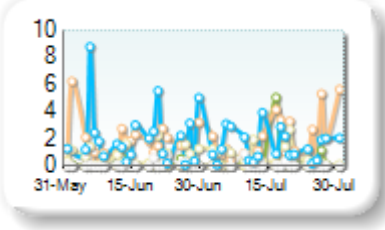
Market depth measures the amount of visible liquidity (bids and offers) in the order book within 10 or 50 BPS of mid price. The result is averaged over the stocks in the index and is based on measurements of the order book every 30 seconds. This is quoted in '000s of EUR.

Best Prices

At touch

Rank	Venue	Best Price (%)	Change
1	XMAD	1.93	-0.06
2	AQEU	1.48	-0.92
3	CEUX	0.69	+0.10
4	BATE	0.33	+0.47
5	TQEX	0.08	-0.05
6	CHIX	0.00	+0.00
7	TRQX	0.00	+0.00
8	AQXE	0.00	+0.00

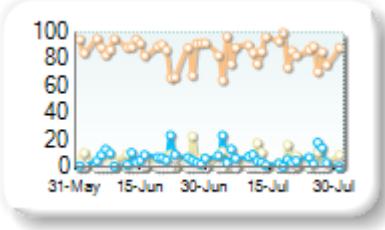
Best Prices Trend



25k EUR deal

Rank	Venue	Best Price (%)	Change
1	XMAD	84.28	-2.09
2	AQEU	6.96	-0.03
3	CEUX	6.78	+1.35
4	TQEX	0.29	-0.13
5	BATE	0.00	+0.00
6	CHIX	0.00	+0.00
7	TRQX	0.00	+0.00
8	AQXE	0.00	+0.00

Best Prices Trend



Best Price % measures how often each venue posts an absolute best price (no ties) for stocks. The result is averaged over the stocks in the index and is based on measurements of the order book every 5 seconds.