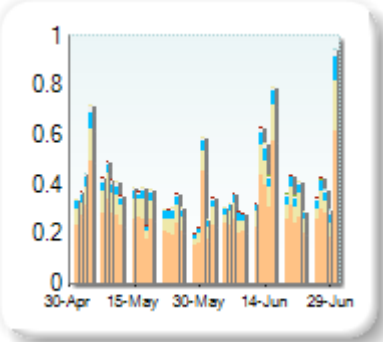


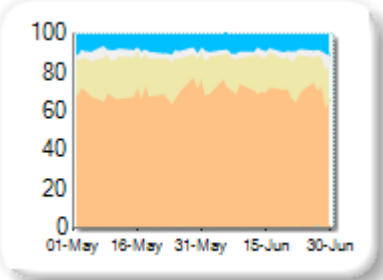
Market Share

Rank	Venue	Market Share	Change
1	XMAD	69.63%	+0.62
2	CEUX	17.96%	-0.52
3	AQEU	8.61%	+0.40
4	TQEX	3.29%	-0.54
5	BATE	0.38%	+0.01
6	TRQX	0.11%	+0.08
7	CHIX	0.01%	-0.03
8	AQXE	0.00%	-0.01

Volume Trend



Market Share Trend



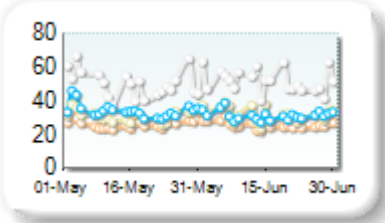
Market share is based on on-book value traded during continuous trading. The share is calculated by averaging over all stocks in the index. The current value shown is for last week and the change is relative to the previous week.

Spreads

At touch

Rank	Venue	Spread (bps)	Change
1	XMAD	25.72	-0.46
2	AQEU	31.22	-2.74
3	CEUX	32.13	+1.16
4	TQEX	51.70	-1.18
5	BATE	310.50	n/a

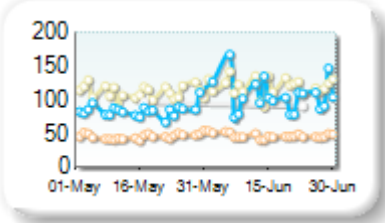
Monthly Spread Trend



25k EUR deal

Rank	Venue	Spread (bps)	Change
1	XMAD	46.72	+0.83
2	TQEX	90.34	-84.29
3	AQEU	117.27	+33.76
4	CEUX	119.37	+8.70

Monthly Spread Trend



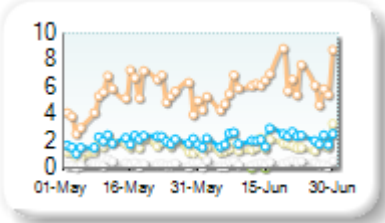
Spreads measure the bid to offer spread of the best visible orders in the book. The result is averaged over the stocks in the index and is based on measurements of the order books every 30 seconds. The value for the spread is quoted in basis points (0.01%).

Book Depths

10BPS Depth (top of book)

Rank	Venue	Depth (1K EUR)	Change
1	XMAD	6.1	+0.7
2	AQEU	2.2	+0.3
3	CEUX	1.7	+0.1
4	BATE	1.1	-0.3
5	TQEX	0.4	+0.0

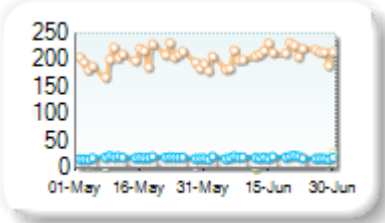
Monthly Depth Trend



50BPS Depth (deeper into book)

Rank	Venue	Depth (1K EUR)	Change
1	XMAD	208.9	+5.7
2	AQEU	19.6	+0.9
3	CEUX	18.7	+0.8
4	TQEX	9.0	-0.3
5	BATE	5.4	+1.8

Monthly Depth Trend



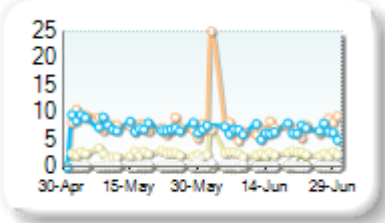
Market depth measures the amount of visible liquidity (bids and offers) in the order book within 10 or 50 BPS of mid price. The result is averaged over the stocks in the index and is based on measurements of the order book every 30 seconds. This is quoted in '000s of EUR.

Best Prices

At touch

Rank	Venue	Best Price (%)	Change
1	XMAD	7.96	+0.30
2	AQEU	6.67	-0.98
3	CEUX	2.67	+0.53
4	TQEX	0.28	-0.08
5	BATE	0.21	+0.06
6	CHIX	0.00	+0.00
7	TRQX	0.00	+0.00
8	AQXE	0.00	+0.00

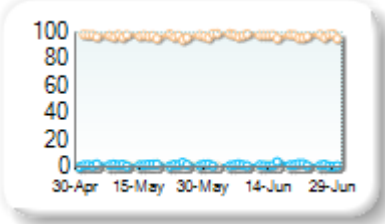
Best Prices Trend



25k EUR deal

Rank	Venue	Best Price (%)	Change
1	XMAD	97.09	+0.42
2	AQEU	1.63	-0.08
3	CEUX	0.92	-0.35
4	TQEX	0.11	+0.02
5	BATE	0.00	0.00
6	CHIX	0.00	+0.00
7	TRQX	0.00	+0.00
8	AQXE	0.00	+0.00

Best Prices Trend

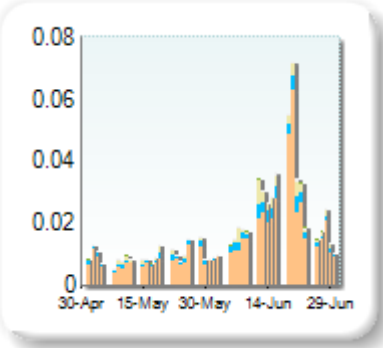


Best Price % measures how often each venue posts an absolute best price (no ties) for stocks. The result is averaged over the stocks in the index and is based on measurements of the order book every 5 seconds.

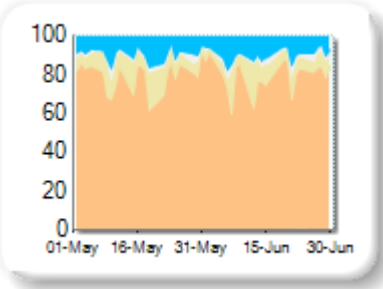
Market Share

Rank	Venue	Market Share	Change
1	XMAD	78.96%	+0.04
2	AQEU	9.61%	-0.08
3	CEUX	9.02%	-0.37
4	TQEX	2.33%	+0.38
5	BATE	0.09%	+0.03

Volume Trend



Market Share Trend



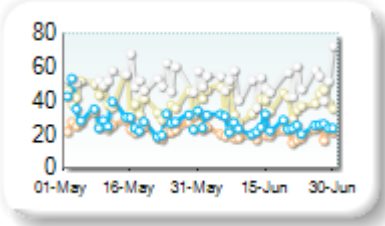
Market share is based on on-book value traded during continuous trading. The share is calculated by averaging over all stocks in the index. The current value shown is for last week and the change is relative to the previous week.

Spreads

At touch

Rank	Venue	Spread (bps)	Change
1	XMAD	20.39	-3.75
2	AQEU	25.20	-4.58
3	CEUX	38.61	-1.22
4	TQEX	52.09	-3.20

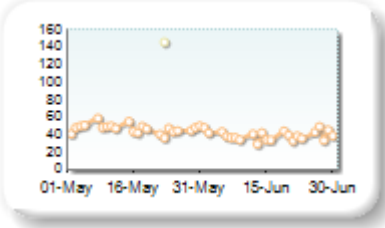
Monthly Spread Trend



25k EUR deal

Rank	Venue	Spread (bps)	Change
1	XMAD	39.59	-7.94
2	CEUX	195.36	+23.08

Monthly Spread Trend



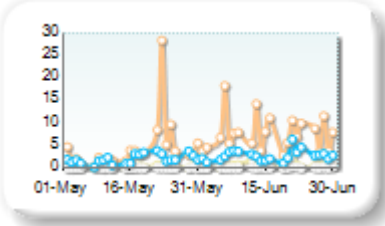
Spreads measure the bid to offer spread of the best visible orders in the book. The result is averaged over the stocks in the index and is based on measurements of the order books every 30 seconds. The value for the spread is quoted in basis points (0.01%).

Book Depths

10BPS Depth (top of book)

Rank	Venue	Depth (1K EUR)	Change
1	XMAD	7.7	+3.1
2	AQEU	2.8	+0.8
3	CEUX	0.5	+0.2
4	TQEX	0.1	+0.1

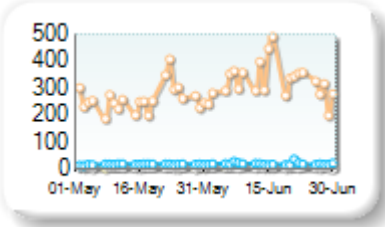
Monthly Depth Trend



50BPS Depth (deeper into book)

Rank	Venue	Depth (1K EUR)	Change
1	XMAD	324.7	+64.7
2	BATE	21.9	+1.0
3	AQEU	20.2	+3.2
4	CEUX	11.2	+2.5
5	TQEX	8.0	+1.2

Monthly Depth Trend



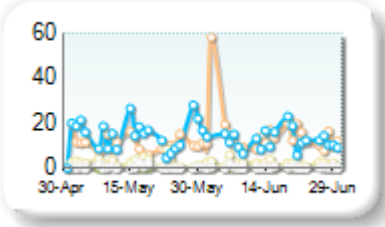
Market depth measures the amount of visible liquidity (bids and offers) in the order book within 10 or 50 BPS of mid price. The result is averaged over the stocks in the index and is based on measurements of the order book every 30 seconds. This is quoted in '000s of EUR.

Best Prices

At touch

Rank	Venue	Best Price (%)	Change
1	XMAD	15.12	+1.71
2	AQEU	12.51	-6.21
3	CEUX	2.22	-1.06
4	TQEX	0.35	-0.31
5	BATE	0.07	+0.05

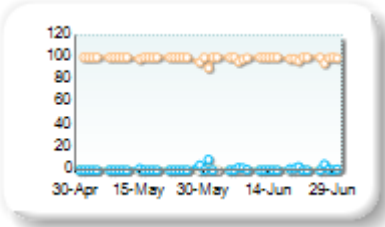
Best Prices Trend



25k EUR deal

Rank	Venue	Best Price (%)	Change
1	XMAD	99.10	-0.11
2	AQEU	0.82	+0.12
3	CEUX	0.06	+0.05
4	TQEX	0.00	+0.00
5	BATE	0.00	+0.00

Best Prices Trend

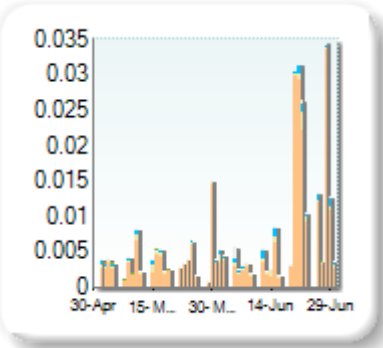


Best Price % measures how often each venue posts an absolute best price (no ties) for stocks. The result is averaged over the stocks in the index and is based on measurements of the order book every 5 seconds.

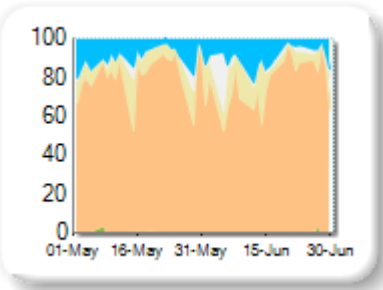
Market Share

Rank	Venue	Market Share	Change
1	XMAD	86.03%	+2.19
2	CEUX	6.12%	-0.80
3	AQEU	5.42%	-2.49
4	TQEX	2.38%	+1.25
5	BATE	0.06%	-0.15

Volume Trend



Market Share Trend



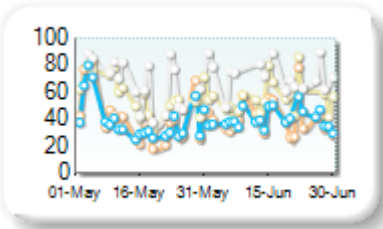
Market share is based on on-book value traded during continuous trading. The share is calculated by averaging over all stocks in the index. The current value shown is for last week and the change is relative to the previous week.

Spreads

At touch

Rank	Venue	Spread (bps)	Change
1	XMAD	40.21	-1.49
2	AQEU	44.14	+4.95
3	CEUX	59.33	-1.41
4	TQEX	79.98	+5.03

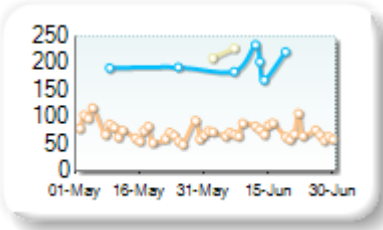
Monthly Spread Trend



25k EUR deal

Rank	Venue	Spread (bps)	Change
1	XMAD	72.46	-1.33
2	AQEU	268.42	+54.75
3	CEUX	372.42	-14.31

Monthly Spread Trend



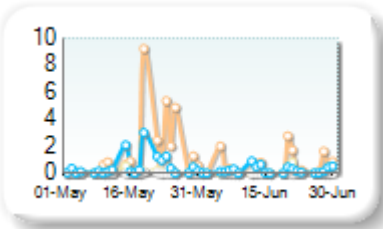
Spreads measure the bid to offer spread of the best visible orders in the book. The result is averaged over the stocks in the index and is based on measurements of the order books every 30 seconds. The value for the spread is quoted in basis points (0.01%).

Book Depths

10BPS Depth (top of book)

Rank	Venue	Depth (1K EUR)	Change
1	XMAD	0.8	-0.8
2	AQEU	0.3	-0.2
3	CEUX	0.2	+0.0
4	TQEX	0.1	+0.0

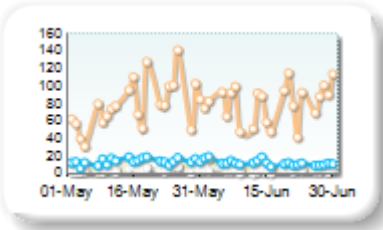
Monthly Depth Trend



50BPS Depth (deeper into book)

Rank	Venue	Depth (1K EUR)	Change
1	XMAD	81.5	+1.9
2	AQEU	13.0	-1.1
3	CEUX	7.6	+0.6
4	TQEX	4.3	-0.5

Monthly Depth Trend



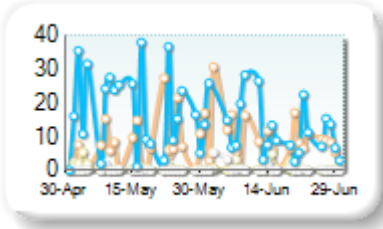
Market depth measures the amount of visible liquidity (bids and offers) in the order book within 10 or 50 BPS of mid price. The result is averaged over the stocks in the index and is based on measurements of the order book every 30 seconds. This is quoted in '000s of EUR.

Best Prices

At touch

Rank	Venue	Best Price (%)	Change
1	AQEU	12.17	-5.93
2	XMAD	8.89	+5.07
3	CEUX	0.72	+0.42
4	TQEX	0.59	+0.55
5	BATE	0.00	-0.01

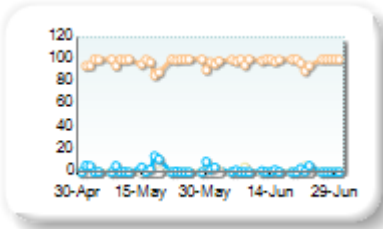
Best Prices Trend



25k EUR deal

Rank	Venue	Best Price (%)	Change
1	XMAD	98.29	+1.22
2	AQEU	0.99	-1.78
3	CEUX	0.53	+0.53
4	TQEX	0.19	+0.19
5	BATE	0.00	+0.00

Best Prices Trend

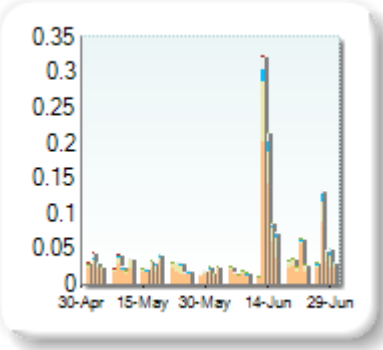


Best Price % measures how often each venue posts an absolute best price (no ties) for stocks. The result is averaged over the stocks in the index and is based on measurements of the order book every 5 seconds.

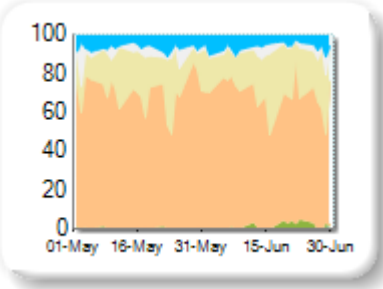
Market Share

Rank	Venue	Market Share	Change
1	XMAD	64.95%	-3.10
2	CEUX	23.58%	+3.48
3	AQEU	6.07%	-0.65
4	TQEX	4.36%	-0.31
5	BATE	0.95%	+0.63
6	TRQX	0.08%	-0.01
7	CHIX	0.01%	-0.04

Volume Trend



Market Share Trend



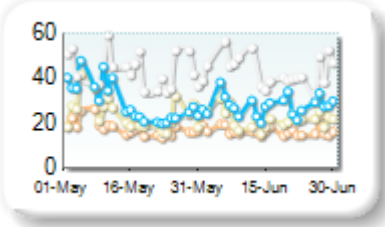
Market share is based on on-book value traded during continuous trading. The share is calculated by averaging over all stocks in the index. The current value shown is for last week and the change is relative to the previous week.

Spreads

At touch

Rank	Venue	Spread (bps)	Change
1	XMAD	16.55	-1.24
2	CEUX	21.97	-2.00
3	AQEU	27.67	-1.50
4	TQEX	44.72	-0.29
5	BATE	154.74	n/a

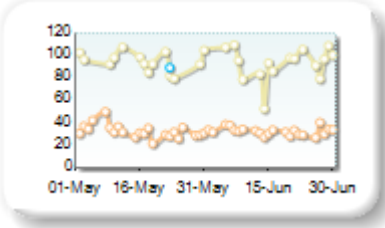
Monthly Spread Trend



25k EUR deal

Rank	Venue	Spread (bps)	Change
1	XMAD	32.83	-0.01
2	CEUX	99.55	-5.30
3	AQEU	175.61	+63.81

Monthly Spread Trend



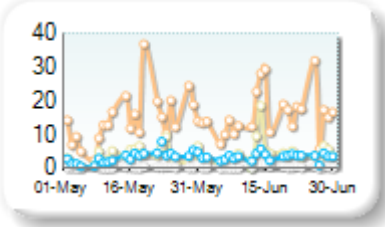
Spreads measure the bid to offer spread of the best visible orders in the book. The result is averaged over the stocks in the index and is based on measurements of the order books every 30 seconds. The value for the spread is quoted in basis points (0.01%).

Book Depths

10BPS Depth (top of book)

Rank	Venue	Depth (1K EUR)	Change
1	XMAD	16.1	+1.6
2	CEUX	4.6	+0.9
3	AQEU	3.4	+0.3
4	BATE	1.9	+0.1
5	TQEX	0.5	+0.2

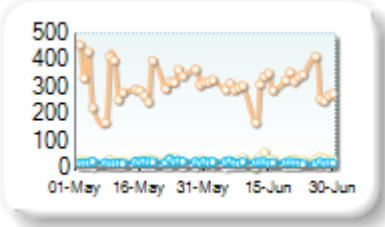
Monthly Depth Trend



50BPS Depth (deeper into book)

Rank	Venue	Depth (1K EUR)	Change
1	XMAD	306.1	-14.9
2	CEUX	32.2	+4.1
3	AQEU	20.8	-0.4
4	TQEX	10.0	+0.5
5	BATE	1.9	-0.4

Monthly Depth Trend



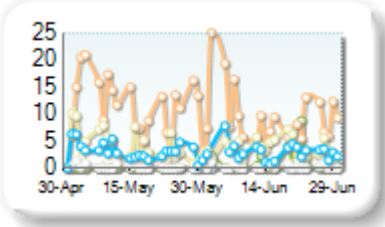
Market depth measures the amount of visible liquidity (bids and offers) in the order book within 10 or 50 BPS of mid price. The result is averaged over the stocks in the index and is based on measurements of the order book every 30 seconds. This is quoted in '000s of EUR.

Best Prices

At touch

Rank	Venue	Best Price (%)	Change
1	XMAD	9.67	-1.14
2	CEUX	3.72	+0.35
3	AQEU	3.04	+0.52
4	BATE	1.07	+1.58
5	TQEX	0.26	+0.06
6	CHIX	0.00	+0.00
7	TRQX	0.00	+0.00


Best Prices Trend



25k EUR deal

Rank	Venue	Best Price (%)	Change
1	XMAD	97.51	-1.51
2	CEUX	2.07	+1.67
3	AQEU	0.16	-0.34
4	TQEX	0.00	+0.00
5	CHIX	0.00	+0.00
6	TRQX	0.00	+0.00
7	BATE	0.00	+0.00

Best Prices Trend

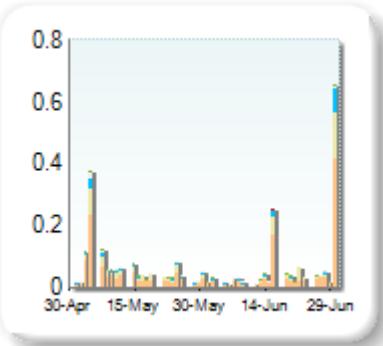


Best Price % measures how often each venue posts an absolute best price (no ties) for stocks. The result is averaged over the stocks in the index and is based on measurements of the order book every 5 seconds.

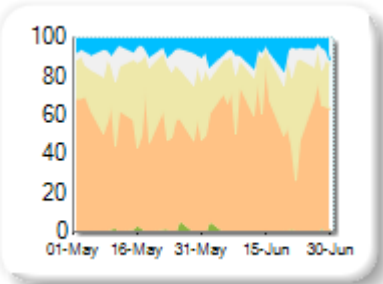
Market Share

Rank	Venue	Market Share	Change
1	XMAD	61.30%	+4.24
2	CEUX	24.95%	-1.75
3	AQEU	9.30%	+2.09
4	TQEX	3.94%	-4.46
5	BATE	0.44%	-0.18
6	TRQX	0.06%	+0.06
7	AQXE	0.00%	+0.00
8	CHIX	0.00%	+0.00

Volume Trend



Market Share Trend



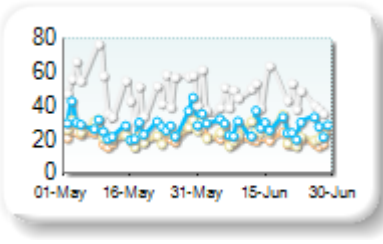
Market share is based on on-book value traded during continuous trading. The share is calculated by averaging over all stocks in the index. The current value shown is for last week and the change is relative to the previous week.

Spreads

At touch

Rank	Venue	Spread (bps)	Change
1	CEUX	23.48	-0.36
2	AQEU	27.71	-0.37
3	XMAD	29.92	+8.15
4	TQEX	51.55	-0.70

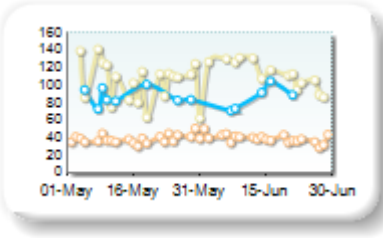
Monthly Spread Trend



25k EUR deal

Rank	Venue	Spread (bps)	Change
1	XMAD	39.56	+0.37
2	AQEU	86.40	-8.32
3	CEUX	125.10	+18.10

Monthly Spread Trend



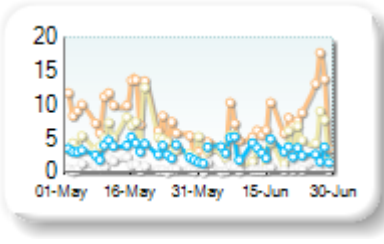
Spreads measure the bid to offer spread of the best visible orders in the book. The result is averaged over the stocks in the index and is based on measurements of the order books every 30 seconds. The value for the spread is quoted in basis points (0.01%).

Book Depths

10BPS Depth (top of book)

Rank	Venue	Depth (1K EUR)	Change
1	XMAD	9.8	+1.4
2	CEUX	5.7	+0.5
3	AQEU	3.6	+0.5
4	TQEX	0.9	+0.0
5	BATE	0.6	-0.3

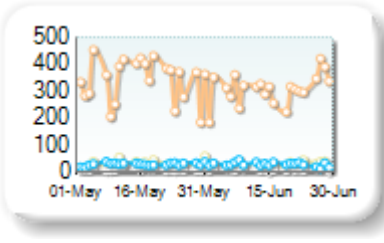
Monthly Depth Trend



50BPS Depth (deeper into book)

Rank	Venue	Depth (1K EUR)	Change
1	XMAD	320.3	-21.6
2	CEUX	37.4	+6.7
3	AQEU	30.9	+2.2
4	BATE	24.6	+3.6
5	TQEX	12.5	+0.1

Monthly Depth Trend



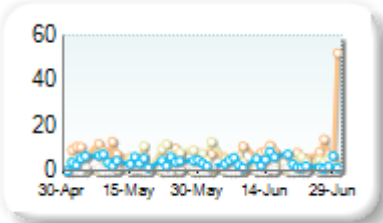
Market depth measures the amount of visible liquidity (bids and offers) in the order book within 10 or 50 BPS of mid price. The result is averaged over the stocks in the index and is based on measurements of the order book every 30 seconds. This is quoted in '000s of EUR.

Best Prices

At touch

Rank	Venue	Best Price (%)	Change
1	XMAD	9.12	+2.18
2	CEUX	4.68	-0.98
3	AQEU	3.60	-0.27
4	TQEX	0.41	-0.24
5	BATE	0.23	-0.38
6	CHIX	0.00	+0.00
7	TRQX	0.00	+0.00
8	AQXE	0.00	+0.00

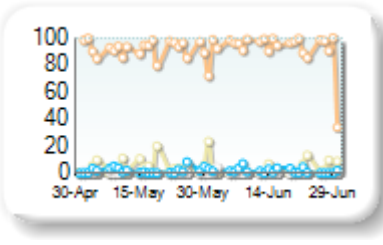
Best Prices Trend



25k EUR deal

Rank	Venue	Best Price (%)	Change
1	XMAD	92.55	+1.27
2	CEUX	2.80	-2.81
3	AQEU	1.78	-0.23
4	TQEX	0.21	-0.24
5	CHIX	0.00	+0.00
6	TRQX	0.00	+0.00
7	BATE	0.00	+0.00
8	AQXE	0.00	+0.00

Best Prices Trend

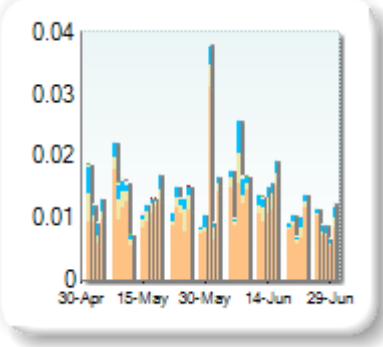


Best Price % measures how often each venue posts an absolute best price (no ties) for stocks. The result is averaged over the stocks in the index and is based on measurements of the order book every 5 seconds.

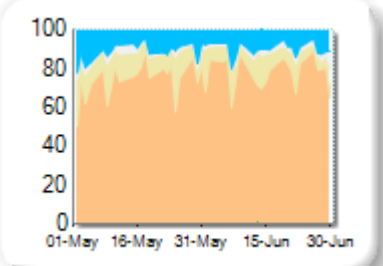
Market Share

Rank	Venue	Market Share	Change
1	XMAD	76.21%	+1.83
2	CEUX	10.73%	-1.51
3	AQEU	10.57%	-0.59
4	TQEX	2.38%	+0.17
5	BATE	0.11%	+0.10

Volume Trend



Market Share Trend



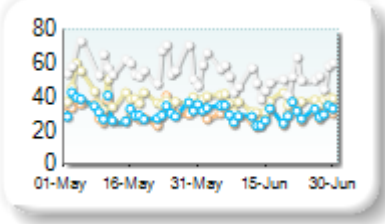
Market share is based on on-book value traded during continuous trading. The share is calculated by averaging over all stocks in the index. The current value shown is for last week and the change is relative to the previous week.

Spreads

At touch

Rank	Venue	Spread (bps)	Change
1	XMAD	28.82	-2.26
2	AQEU	29.73	-2.13
3	CEUX	36.18	-3.92
4	TQEX	51.66	-9.67

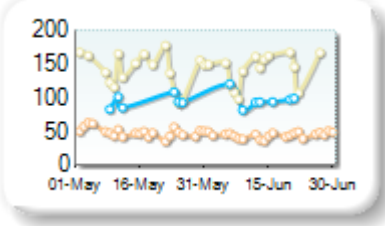
Monthly Spread Trend



25k EUR deal

Rank	Venue	Spread (bps)	Change
1	XMAD	44.56	-4.28
2	AQEU	96.68	+2.94
3	CEUX	159.01	+3.30

Monthly Spread Trend



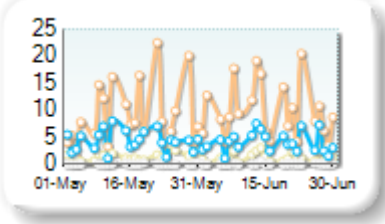
Spreads measure the bid to offer spread of the best visible orders in the book. The result is averaged over the stocks in the index and is based on measurements of the order books every 30 seconds. The value for the spread is quoted in basis points (0.01%).

Book Depths

10BPS Depth (top of book)

Rank	Venue	Depth (1K EUR)	Change
1	XMAD	9.9	+1.0
2	AQEU	4.1	-0.1
3	CEUX	1.2	0.0
4	TQEX	0.1	+0.0

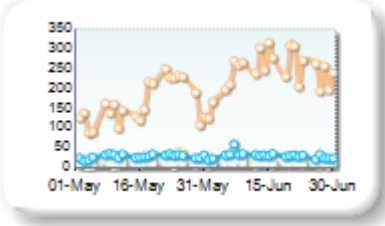
Monthly Depth Trend



50BPS Depth (deeper into book)

Rank	Venue	Depth (1K EUR)	Change
1	XMAD	243.4	+81.3
2	AQEU	29.4	+3.0
3	CEUX	16.8	+1.1
4	TQEX	9.2	+0.9

Monthly Depth Trend



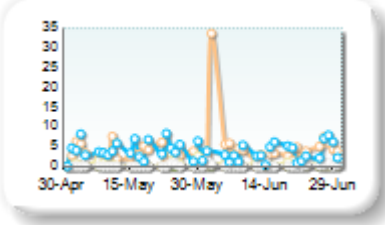
Market depth measures the amount of visible liquidity (bids and offers) in the order book within 10 or 50 BPS of mid price. The result is averaged over the stocks in the index and is based on measurements of the order book every 30 seconds. This is quoted in '000s of EUR.

Best Prices

At touch

Rank	Venue	Best Price (%)	Change
1	XMAD	5.01	+0.98
2	AQEU	3.50	-1.87
3	CEUX	0.29	-0.27
4	TQEX	0.27	+0.09
5	CHIX	0.00	+0.00
6	BATE	0.00	0.00

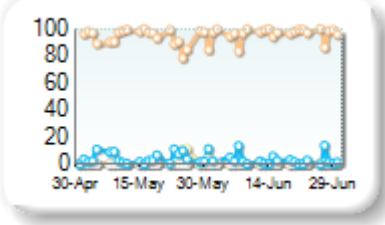
Best Prices Trend



25k EUR deal

Rank	Venue	Best Price (%)	Change
1	XMAD	96.59	+2.81
2	AQEU	3.06	-1.51
3	CEUX	0.18	-1.09
4	TQEX	0.12	+0.12
5	CHIX	0.00	+0.00
6	BATE	0.00	+0.00

Best Prices Trend

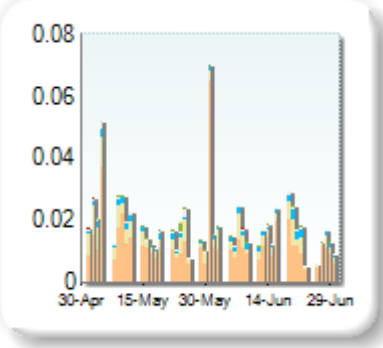


Best Price % measures how often each venue posts an absolute best price (no ties) for stocks. The result is averaged over the stocks in the index and is based on measurements of the order book every 5 seconds.

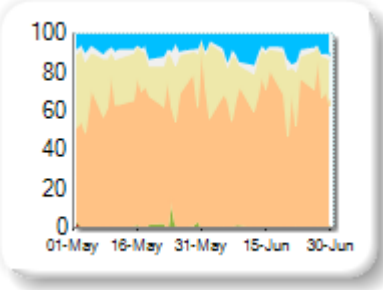
Market Share

Rank	Venue	Market Share	Change
1	XMAD	66.22%	-1.58
2	CEUX	21.25%	+0.36
3	AQEU	9.43%	+2.71
4	TQEX	2.78%	-0.56
5	BATE	0.25%	-0.77
6	CHIX	0.07%	-0.04

Volume Trend



Market Share Trend



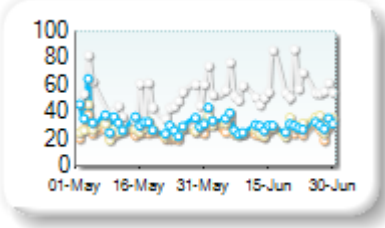
Market share is based on on-book value traded during continuous trading. The share is calculated by averaging over all stocks in the index. The current value shown is for last week and the change is relative to the previous week.

Spreads

At touch

Rank	Venue	Spread (bps)	Change
1	XMAD	26.40	+2.00
2	CEUX	29.71	+2.30
3	AQEU	30.54	-2.20
4	TQEX	59.32	-4.67

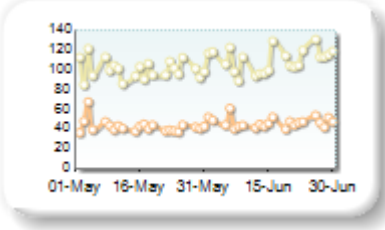
Monthly Spread Trend



25k EUR deal

Rank	Venue	Spread (bps)	Change
1	XMAD	46.54	+4.08
2	CEUX	109.76	+9.27
3	AQEU	228.48	n/a

Monthly Spread Trend



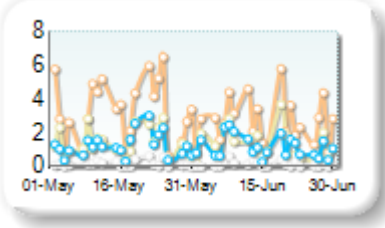
Spreads measure the bid to offer spread of the best visible orders in the book. The result is averaged over the stocks in the index and is based on measurements of the order books every 30 seconds. The value for the spread is quoted in basis points (0.01%).

Book Depths

10BPS Depth (top of book)

Rank	Venue	Depth (1K EUR)	Change
1	XMAD	2.6	-0.7
2	CEUX	1.3	-0.1
3	AQEU	1.2	0.0
4	TQEX	0.1	0.0

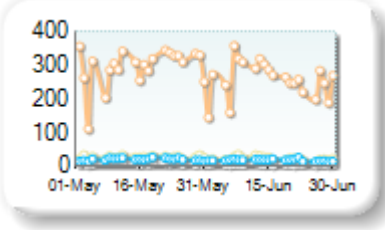
Monthly Depth Trend



50BPS Depth (deeper into book)

Rank	Venue	Depth (1K EUR)	Change
1	XMAD	257.5	-36.1
2	CEUX	23.4	-4.2
3	AQEU	17.9	-1.6
4	TQEX	7.0	-2.9

Monthly Depth Trend



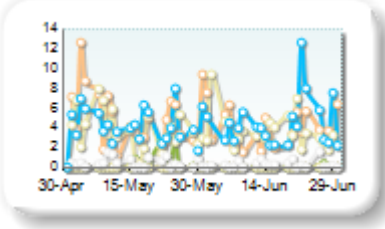
Market depth measures the amount of visible liquidity (bids and offers) in the order book within 10 or 50 BPS of mid price. The result is averaged over the stocks in the index and is based on measurements of the order book every 30 seconds. This is quoted in '000s of EUR.

Best Prices

At touch

Rank	Venue	Best Price (%)	Change
1	AQEU	4.45	+0.18
2	XMAD	3.86	-1.89
3	CEUX	3.71	+0.46
4	TQEX	0.31	-0.15
5	BATE	0.02	-0.30
6	CHIX	0.00	+0.00
7	AQXE	0.00	+0.00


Best Prices Trend



25k EUR deal

Rank	Venue	Best Price (%)	Change
1	XMAD	98.99	-0.18
2	CEUX	0.44	-0.06
3	AQEU	0.17	-0.07
4	CHIX	0.00	+0.00
5	BATE	0.00	-0.02
6	AQXE	0.00	+0.00
7	TQEX	0.00	+0.00

Best Prices Trend

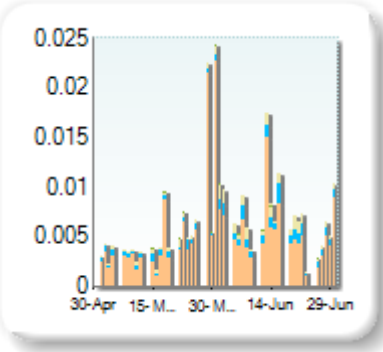


Best Price % measures how often each venue posts an absolute best price (no ties) for stocks. The result is averaged over the stocks in the index and is based on measurements of the order book every 5 seconds.

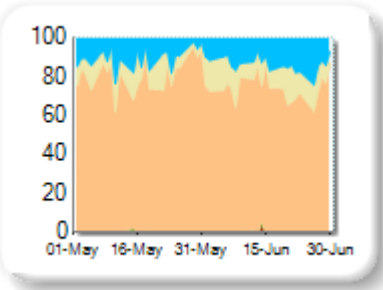
Market Share

Rank	Venue	Market Share	Change
1	XMAD	75.39%	-10.63
2	AQEU	12.56%	+4.88
3	CEUX	11.62%	+5.53
4	BATE	0.24%	+0.03
5	CHIX	0.16%	+0.16
6	AQXE	0.03%	+0.03

Volume Trend



Market Share Trend



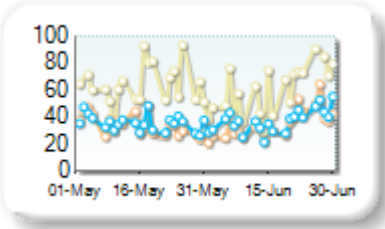
Market share is based on on-book value traded during continuous trading. The share is calculated by averaging over all stocks in the index. The current value shown is for last week and the change is relative to the previous week.

Spreads

At touch

Rank	Venue	Spread (bps)	Change
1	XMAD	35.20	+1.23
2	AQEU	37.41	+1.73
3	CEUX	64.71	-1.83
4	BATE	183.93	n/a

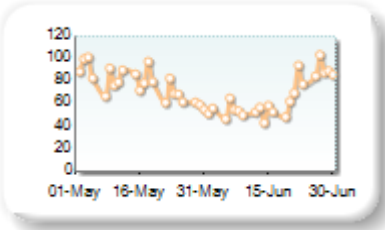
Monthly Spread Trend



25k EUR deal

Rank	Venue	Spread (bps)	Change
1	XMAD	65.71	-11.94

Monthly Spread Trend



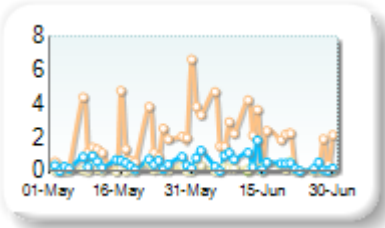
Spreads measure the bid to offer spread of the best visible orders in the book. The result is averaged over the stocks in the index and is based on measurements of the order books every 30 seconds. The value for the spread is quoted in basis points (0.01%).

Book Depths

10BPS Depth (top of book)

Rank	Venue	Depth (1K EUR)	Change
1	XMAD	2.1	+0.2
2	AQEU	0.5	+0.1
3	CEUX	0.2	+0.1

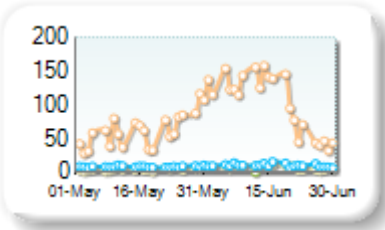
Monthly Depth Trend



50BPS Depth (deeper into book)

Rank	Venue	Depth (1K EUR)	Change
1	XMAD	102.5	+40.5
2	AQEU	10.0	+2.2
3	CEUX	7.1	+2.8

Monthly Depth Trend



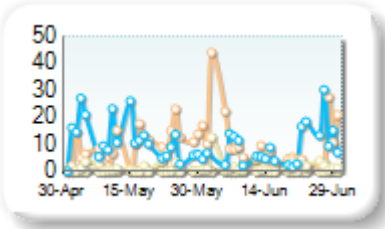
Market depth measures the amount of visible liquidity (bids and offers) in the order book within 10 or 50 BPS of mid price. The result is averaged over the stocks in the index and is based on measurements of the order book every 30 seconds. This is quoted in '000s of EUR.

Best Prices

At touch

Rank	Venue	Best Price (%)	Change
1	XMAD	9.90	-2.95
2	AQEU	9.22	-6.05
3	CEUX	1.72	+0.34
4	BATE	0.33	+0.03
5	CHIX	0.00	+0.00
6	AQXE	0.00	+0.00

Best Prices Trend



25k EUR deal

Rank	Venue	Best Price (%)	Change
1	XMAD	99.51	-0.40
2	CEUX	0.21	+0.21
3	AQEU	0.06	+0.05
4	CHIX	0.00	+0.00
5	BATE	0.00	+0.00
6	AQXE	0.00	+0.00

Best Prices Trend

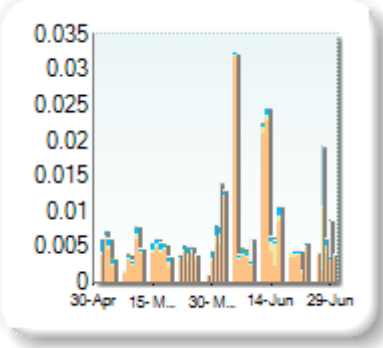


Best Price % measures how often each venue posts an absolute best price (no ties) for stocks. The result is averaged over the stocks in the index and is based on measurements of the order book every 5 seconds.

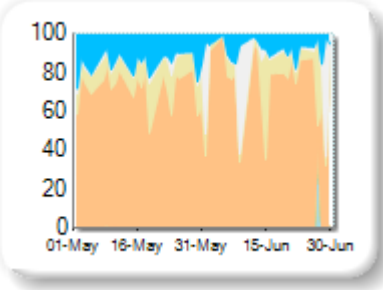
Market Share

Rank	Venue	Market Share	Change
1	XMAD	71.69%	+0.44
2	CEUX	10.83%	-0.65
3	TQEX	8.18%	+6.20
4	AQEU	5.26%	-9.96
5	TRQX	4.00%	+4.00
6	BATE	0.04%	-0.03

Volume Trend



Market Share Trend



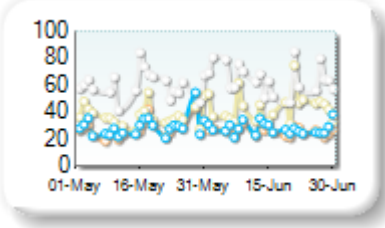
Market share is based on on-book value traded during continuous trading. The share is calculated by averaging over all stocks in the index. The current value shown is for last week and the change is relative to the previous week.

Spreads

At touch

Rank	Venue	Spread (bps)	Change
1	XMAD	26.23	-1.99
2	AQEU	27.91	-1.23
3	CEUX	43.16	+5.94
4	TQEX	71.81	+8.00

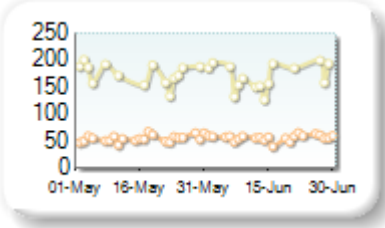
Monthly Spread Trend



25k EUR deal

Rank	Venue	Spread (bps)	Change
1	XMAD	56.56	+1.42
2	CEUX	186.69	-1.32

Monthly Spread Trend



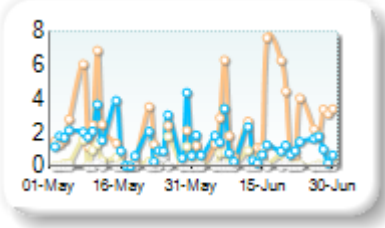
Spreads measure the bid to offer spread of the best visible orders in the book. The result is averaged over the stocks in the index and is based on measurements of the order books every 30 seconds. The value for the spread is quoted in basis points (0.01%).

Book Depths

10BPS Depth (top of book)

Rank	Venue	Depth (1K EUR)	Change
1	XMAD	2.6	+0.8
2	AQEU	1.2	-0.4
3	CEUX	0.3	-0.1
4	TQEX	0.1	0.0

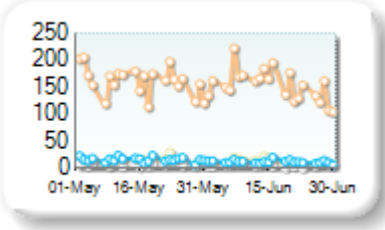
Monthly Depth Trend



50BPS Depth (deeper into book)

Rank	Venue	Depth (1K EUR)	Change
1	XMAD	152.9	-7.9
2	AQEU	11.8	-3.4
3	CEUX	11.2	-0.3
4	TQEX	6.2	-0.8

Monthly Depth Trend



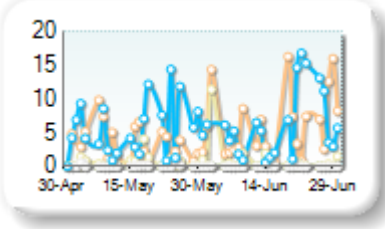
Market depth measures the amount of visible liquidity (bids and offers) in the order book within 10 or 50 BPS of mid price. The result is averaged over the stocks in the index and is based on measurements of the order book every 30 seconds. This is quoted in '000s of EUR.

Best Prices

At touch

Rank	Venue	Best Price (%)	Change
1	AQEU	6.19	-0.67
2	XMAD	6.09	+3.25
3	CEUX	0.92	+0.37
4	TQEX	0.01	-0.09
5	TRQX	0.00	+0.00
6	BATE	0.00	-0.01
7	AQXE	0.00	+0.00

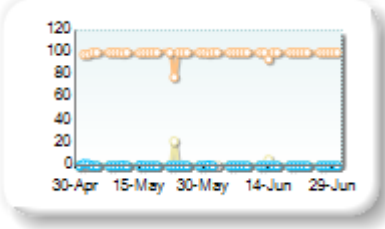
Best Prices Trend



25k EUR deal

Rank	Venue	Best Price (%)	Change
1	XMAD	99.69	+0.96
2	CEUX	0.26	-0.70
3	TQEX	0.02	+0.02
4	TRQX	0.00	+0.00
5	BATE	0.00	+0.00
6	AQXE	0.00	+0.00
7	AQEU	0.00	-0.22

Best Prices Trend

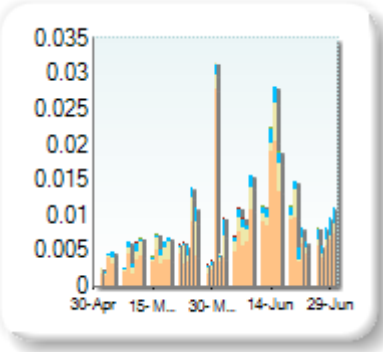


Best Price % measures how often each venue posts an absolute best price (no ties) for stocks. The result is averaged over the stocks in the index and is based on measurements of the order book every 5 seconds.

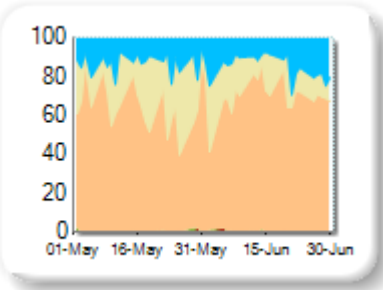
Market Share

Rank	Venue	Market Share	Change
1	XMAD	70.94%	+3.53
2	CEUX	15.31%	-5.21
3	AQEU	13.39%	+1.65
4	BATE	0.26%	+0.14
5	CHIX	0.11%	-0.08
6	AQXE	0.00%	-0.04

Volume Trend



Market Share Trend



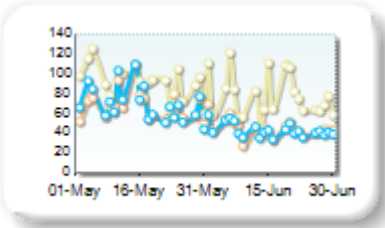
Market share is based on on-book value traded during continuous trading. The share is calculated by averaging over all stocks in the index. The current value shown is for last week and the change is relative to the previous week.

Spreads

At touch

Rank	Venue	Spread (bps)	Change
1	AQEU	42.75	-30.11
2	XMAD	44.65	-26.61
3	CEUX	77.39	-28.59

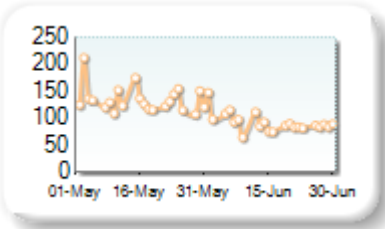
Monthly Spread Trend



25k EUR deal

Rank	Venue	Spread (bps)	Change
1	XMAD	91.61	-42.29

Monthly Spread Trend



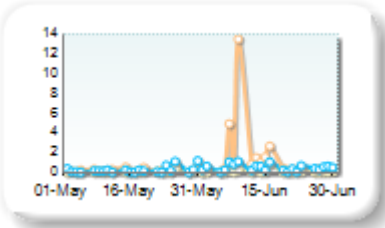
Spreads measure the bid to offer spread of the best visible orders in the book. The result is averaged over the stocks in the index and is based on measurements of the order books every 30 seconds. The value for the spread is quoted in basis points (0.01%).

Book Depths

10BPS Depth (top of book)

Rank	Venue	Depth (1K EUR)	Change
1	XMAD	1.4	+1.2
2	AQEU	0.5	+0.2
3	CEUX	0.1	+0.0

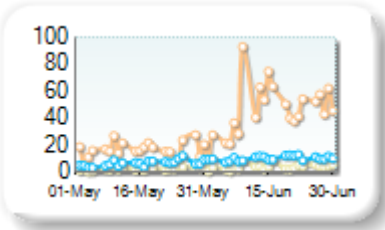
Monthly Depth Trend



50BPS Depth (deeper into book)

Rank	Venue	Depth (1K EUR)	Change
1	XMAD	46.2	+29.5
2	AQEU	10.4	+4.0
3	CEUX	4.0	+1.5

Monthly Depth Trend



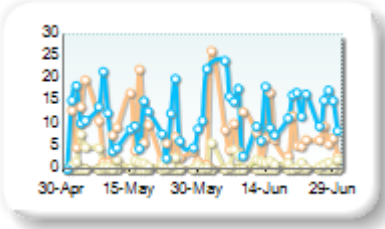
Market depth measures the amount of visible liquidity (bids and offers) in the order book within 10 or 50 BPS of mid price. The result is averaged over the stocks in the index and is based on measurements of the order book every 30 seconds. This is quoted in '000s of EUR.

Best Prices

At touch

Rank	Venue	Best Price (%)	Change
1	AQEU	13.69	+3.52
2	XMAD	7.77	-4.81
3	CEUX	1.46	+0.47
4	BATE	0.02	+0.00
5	CHIX	0.00	+0.00
6	AQXE	0.00	+0.00

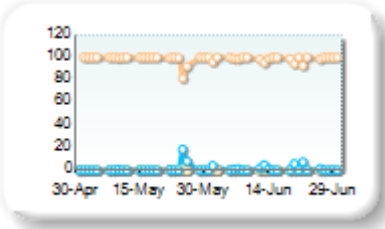
Best Prices Trend



25k EUR deal

Rank	Venue	Best Price (%)	Change
1	XMAD	98.62	-0.06
2	AQEU	1.36	+0.15
3	CHIX	0.00	+0.00
4	BATE	0.00	+0.00
5	AQXE	0.00	+0.00
6	CEUX	0.00	-0.01

Best Prices Trend

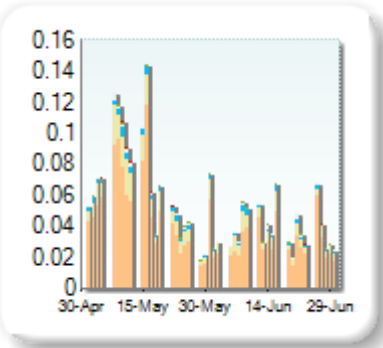


Best Price % measures how often each venue posts an absolute best price (no ties) for stocks. The result is averaged over the stocks in the index and is based on measurements of the order book every 5 seconds.

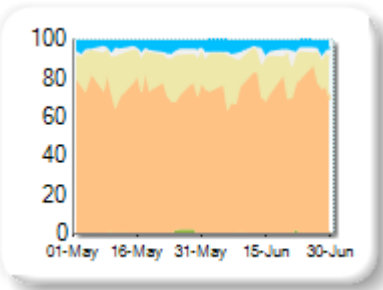
Market Share

Rank	Venue	Market Share	Change
1	XMAD	74.66%	-0.27
2	CEUX	17.09%	-0.79
3	AQEU	5.07%	+0.63
4	TQEX	2.91%	+0.71
5	BATE	0.27%	-0.16
6	CHIX	0.00%	-0.05

Volume Trend



Market Share Trend



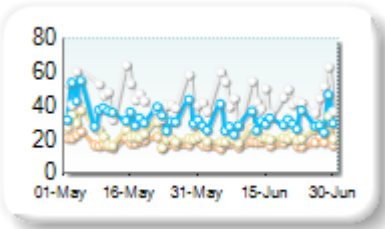
Market share is based on on-book value traded during continuous trading. The share is calculated by averaging over all stocks in the index. The current value shown is for last week and the change is relative to the previous week.

Spreads

At touch

Rank	Venue	Spread (bps)	Change
1	XMAD	18.16	-0.63
2	CEUX	22.26	-1.34
3	AQEU	30.10	-5.41
4	TQEX	44.43	-2.36

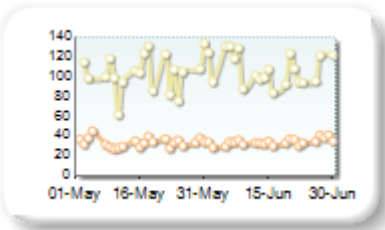
Monthly Spread Trend



25k EUR deal

Rank	Venue	Spread (bps)	Change
1	XMAD	33.96	+0.60
2	CEUX	111.72	+2.76

Monthly Spread Trend



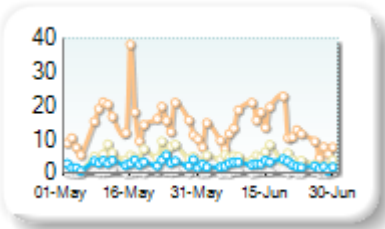
Spreads measure the bid to offer spread of the best visible orders in the book. The result is averaged over the stocks in the index and is based on measurements of the order books every 30 seconds. The value for the spread is quoted in basis points (0.01%).

Book Depths

10BPS Depth (top of book)

Rank	Venue	Depth (1K EUR)	Change
1	XMAD	12.5	-2.9
2	CEUX	4.2	-0.7
3	AQEU	2.5	-0.3
4	TQEX	0.4	-0.2

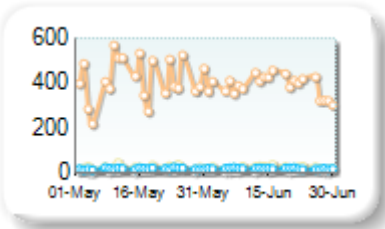
Monthly Depth Trend



50BPS Depth (deeper into book)

Rank	Venue	Depth (1K EUR)	Change
1	XMAD	388.4	-28.7
2	CEUX	24.9	-0.8
3	AQEU	20.1	+1.2
4	TQEX	11.0	-0.1
5	BATE	3.1	-0.9

Monthly Depth Trend



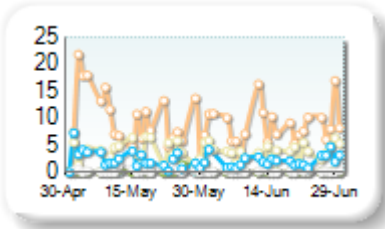
Market depth measures the amount of visible liquidity (bids and offers) in the order book within 10 or 50 BPS of mid price. The result is averaged over the stocks in the index and is based on measurements of the order book every 30 seconds. This is quoted in '000s of EUR.

Best Prices

At touch

Rank	Venue	Best Price (%)	Change
1	XMAD	8.66	-0.05
2	CEUX	3.81	-0.80
3	AQEU	2.13	-0.76
4	TQEX	0.18	-0.22
5	BATE	0.04	-0.29
6	CHIX	0.00	+0.00
7	TRQX	0.00	+0.00

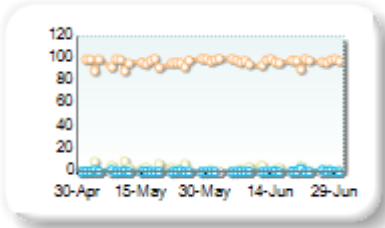
Best Prices Trend



25k EUR deal

Rank	Venue	Best Price (%)	Change
1	XMAD	97.61	+1.17
2	CEUX	1.80	-1.07
3	AQEU	0.51	+0.06
4	TQEX	0.06	+0.05
5	BATE	0.00	-0.02
6	CHIX	0.00	+0.00
7	TRQX	0.00	+0.00

Best Prices Trend

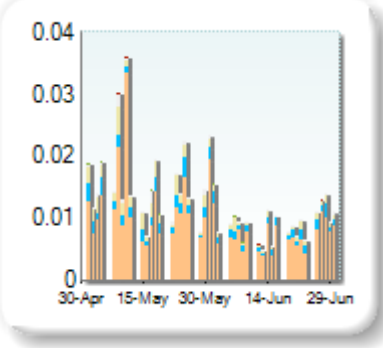


Best Price % measures how often each venue posts an absolute best price (no ties) for stocks. The result is averaged over the stocks in the index and is based on measurements of the order book every 5 seconds.

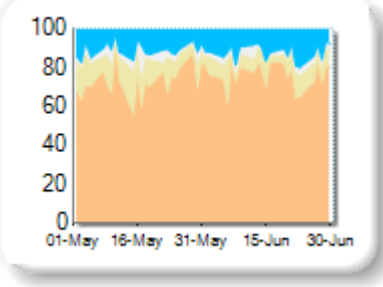
Market Share

Rank	Venue	Market Share	Change
1	XMAD	76.66%	+2.43
2	AQEU	12.07%	+1.72
3	CEUX	8.73%	-2.88
4	TQEX	2.51%	-1.18
5	BATE	0.03%	-0.03
6	CHIX	0.00%	-0.05

Volume Trend



Market Share Trend



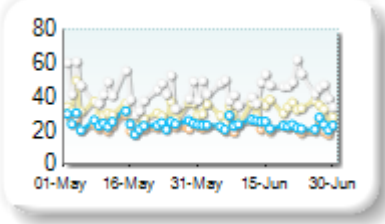
Market share is based on on-book value traded during continuous trading. The share is calculated by averaging over all stocks in the index. The current value shown is for last week and the change is relative to the previous week.

Spreads

At touch

Rank	Venue	Spread (bps)	Change
1	XMAD	21.68	-1.39
2	AQEU	23.35	-0.76
3	CEUX	32.24	+0.82
4	TQEX	45.03	+1.50

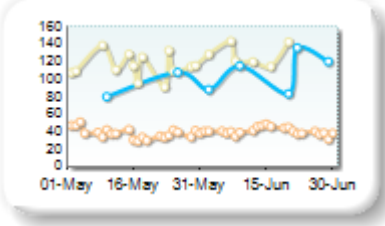
Monthly Spread Trend



25k EUR deal

Rank	Venue	Spread (bps)	Change
1	XMAD	41.27	+2.48
2	AQEU	128.25	+33.78
3	CEUX	204.56	+53.20

Monthly Spread Trend



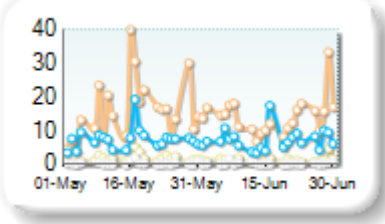
Spreads measure the bid to offer spread of the best visible orders in the book. The result is averaged over the stocks in the index and is based on measurements of the order books every 30 seconds. The value for the spread is quoted in basis points (0.01%).

Book Depths

10BPS Depth (top of book)

Rank	Venue	Depth (1K EUR)	Change
1	XMAD	14.1	-1.7
2	AQEU	7.1	+0.0
3	CEUX	1.4	-0.4
4	TQEX	0.3	-0.1

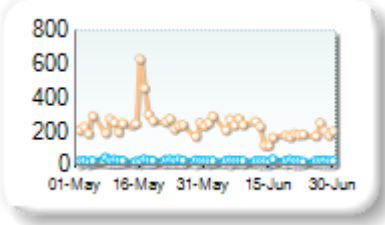
Monthly Depth Trend



50BPS Depth (deeper into book)

Rank	Venue	Depth (1K EUR)	Change
1	XMAD	208.8	-57.9
2	AQEU	27.6	-1.2
3	CEUX	14.7	-4.8
4	TQEX	10.2	-2.7
5	BATE	3.0	+0.1

Monthly Depth Trend



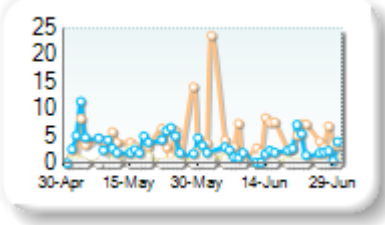
Market depth measures the amount of visible liquidity (bids and offers) in the order book within 10 or 50 BPS of mid price. The result is averaged over the stocks in the index and is based on measurements of the order book every 30 seconds. This is quoted in '000s of EUR.

Best Prices

At touch

Rank	Venue	Best Price (%)	Change
1	XMAD	5.42	+3.99
2	AQEU	2.28	-2.28
3	CEUX	0.34	-0.50
4	TQEX	0.05	-0.05
5	CHIX	0.00	+0.00
6	BATE	0.00	+0.00

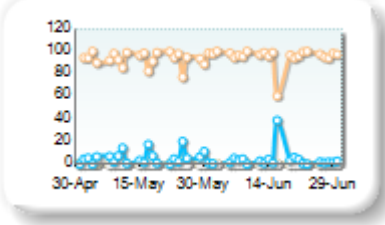
Best Prices Trend



25k EUR deal

Rank	Venue	Best Price (%)	Change
1	XMAD	95.46	+1.97
2	AQEU	4.19	-1.49
3	CEUX	0.04	-0.26
4	TQEX	0.02	-0.16
5	CHIX	0.00	+0.00
6	BATE	0.00	+0.00

Best Prices Trend

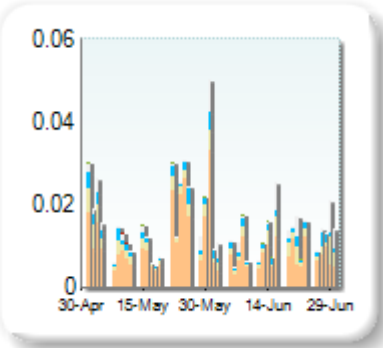


Best Price % measures how often each venue posts an absolute best price (no ties) for stocks. The result is averaged over the stocks in the index and is based on measurements of the order book every 5 seconds.

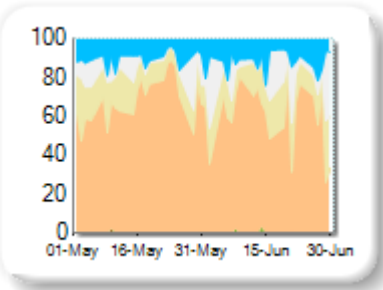
Market Share

Rank	Venue	Market Share	Change
1	XMAD	57.30%	-11.23
2	CEUX	17.00%	+3.18
3	TQEX	13.87%	+6.45
4	AQEU	11.43%	+1.42
5	BATE	0.39%	+0.23

Volume Trend



Market Share Trend



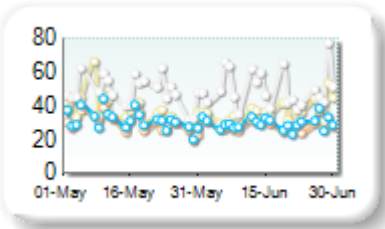
Market share is based on on-book value traded during continuous trading. The share is calculated by averaging over all stocks in the index. The current value shown is for last week and the change is relative to the previous week.

Spreads

At touch

Rank	Venue	Spread (bps)	Change
1	XMAD	28.64	-1.40
2	AQEU	29.52	-1.96
3	CEUX	36.08	-1.13
4	TQEX	49.98	+1.40

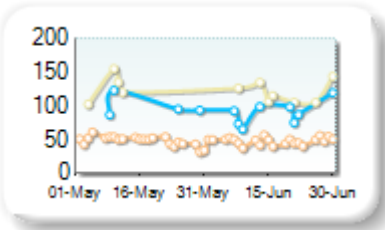
Monthly Spread Trend



25k EUR deal

Rank	Venue	Spread (bps)	Change
1	XMAD	47.71	-0.34
2	AQEU	88.17	-10.88
3	CEUX	132.60	-6.03

Monthly Spread Trend



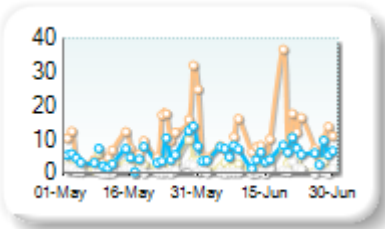
Spreads measure the bid to offer spread of the best visible orders in the book. The result is averaged over the stocks in the index and is based on measurements of the order books every 30 seconds. The value for the spread is quoted in basis points (0.01%).

Book Depths

10BPS Depth (top of book)

Rank	Venue	Depth (1K EUR)	Change
1	XMAD	10.3	+0.1
2	AQEU	5.9	+0.6
3	CEUX	2.1	-0.7
4	TQEX	0.8	0.0

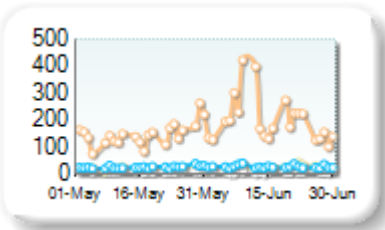
Monthly Depth Trend



50BPS Depth (deeper into book)

Rank	Venue	Depth (1K EUR)	Change
1	XMAD	199.4	+51.9
2	AQEU	27.6	+2.8
3	CEUX	20.4	+1.9
4	TQEX	11.0	-0.9

Monthly Depth Trend



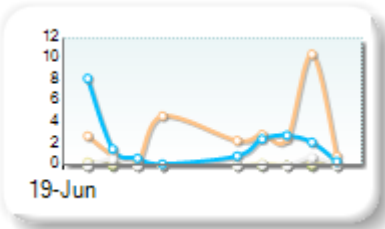
Market depth measures the amount of visible liquidity (bids and offers) in the order book within 10 or 50 BPS of mid price. The result is averaged over the stocks in the index and is based on measurements of the order book every 30 seconds. This is quoted in '000s of EUR.

Best Prices

At touch

Rank	Venue	Best Price (%)	Change
1	XMAD	3.11	+0.00
2	AQEU	2.16	+0.00
3	TQEX	0.17	+0.00
4	CEUX	0.14	+0.00
5	BATE	0.03	+0.00
6	CHIX	0.00	+0.00

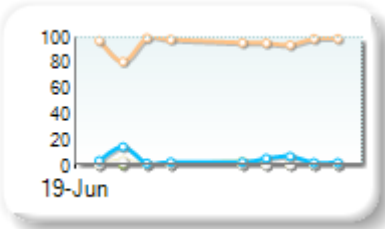
Best Prices Trend



25k EUR deal

Rank	Venue	Best Price (%)	Change
1	XMAD	94.94	+0.00
2	AQEU	4.09	+0.00
3	CEUX	0.67	+0.00
4	TQEX	0.24	+0.00
5	CHIX	0.00	+0.00
6	BATE	0.00	+0.00

Best Prices Trend

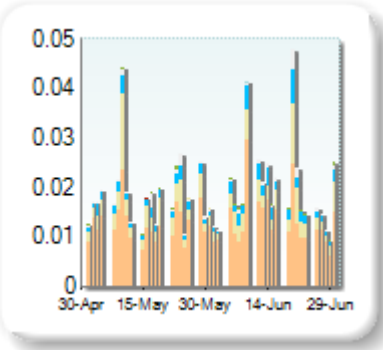


Best Price % measures how often each venue posts an absolute best price (no ties) for stocks. The result is averaged over the stocks in the index and is based on measurements of the order book every 5 seconds.

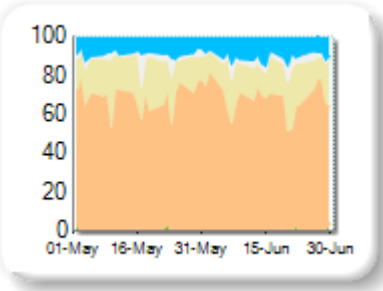
Market Share

Rank	Venue	Market Share	Change
1	XMAD	66.02%	-1.24
2	CEUX	18.71%	-1.30
3	AQEU	10.99%	+2.29
4	TQEX	3.82%	+0.23
5	BATE	0.44%	+0.00
6	CHIX	0.01%	+0.01
7	TRQX	0.01%	+0.01

Volume Trend



Market Share Trend



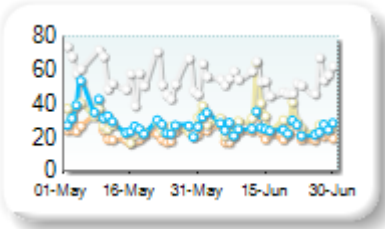
Market share is based on on-book value traded during continuous trading. The share is calculated by averaging over all stocks in the index. The current value shown is for last week and the change is relative to the previous week.

Spreads

At touch

Rank	Venue	Spread (bps)	Change
1	XMAD	21.98	-0.09
2	AQEU	26.31	-2.98
3	CEUX	30.17	+2.45
4	TQEX	54.42	-1.55

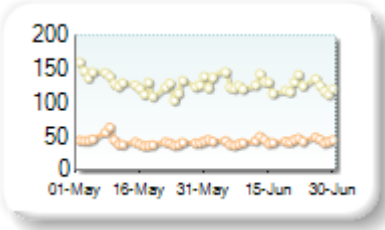
Monthly Spread Trend



25k EUR deal

Rank	Venue	Spread (bps)	Change
1	XMAD	43.01	+0.75
2	CEUX	126.05	-2.85

Monthly Spread Trend



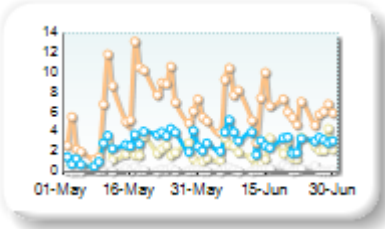
Spreads measure the bid to offer spread of the best visible orders in the book. The result is averaged over the stocks in the index and is based on measurements of the order books every 30 seconds. The value for the spread is quoted in basis points (0.01%).

Book Depths

10BPS Depth (top of book)

Rank	Venue	Depth (1K EUR)	Change
1	XMAD	6.5	-0.3
2	AQEU	3.0	+0.5
3	CEUX	2.1	+0.4
4	BATE	0.6	0.0
5	TQEX	0.2	+0.0

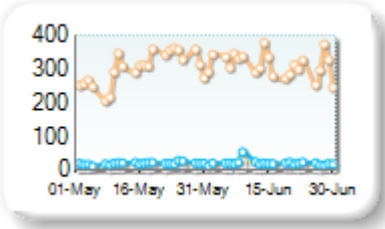
Monthly Depth Trend



50BPS Depth (deeper into book)

Rank	Venue	Depth (1K EUR)	Change
1	XMAD	310.4	+9.1
2	AQEU	21.2	+1.8
3	CEUX	15.7	+1.1
4	BATE	6.8	+0.1
5	TQEX	6.7	-0.5

Monthly Depth Trend



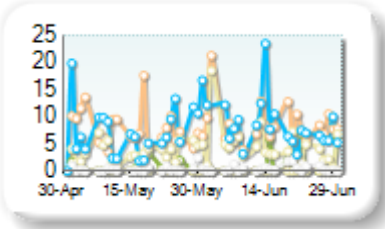
Market depth measures the amount of visible liquidity (bids and offers) in the order book within 10 or 50 BPS of mid price. The result is averaged over the stocks in the index and is based on measurements of the order book every 30 seconds. This is quoted in '000s of EUR.

Best Prices

At touch

Rank	Venue	Best Price (%)	Change
1	XMAD	8.49	-2.54
2	AQEU	8.34	-1.99
3	CEUX	4.64	+0.39
4	BATE	0.94	-0.15
5	TQEX	0.46	-0.12
6	CHIX	0.00	+0.00
7	TRQX	0.00	+0.00
8	AQXE	0.00	+0.00

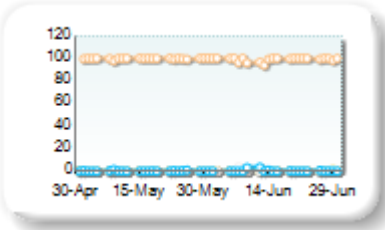
Best Prices Trend



25k EUR deal

Rank	Venue	Best Price (%)	Change
1	XMAD	98.95	-0.69
2	AQEU	0.45	+0.23
3	TQEX	0.17	+0.13
4	CEUX	0.13	+0.08
5	BATE	0.00	+0.00
6	CHIX	0.00	+0.00
7	TRQX	0.00	+0.00
8	AQXE	0.00	+0.00

Best Prices Trend

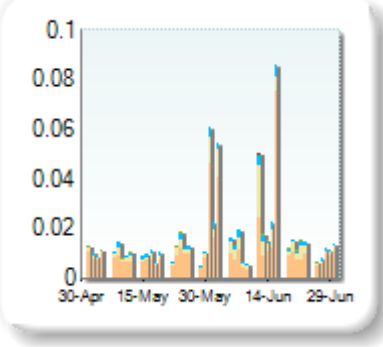


Best Price % measures how often each venue posts an absolute best price (no ties) for stocks. The result is averaged over the stocks in the index and is based on measurements of the order book every 5 seconds.

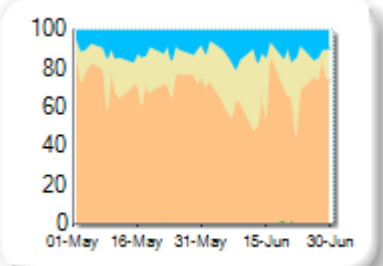
Market Share

Rank	Venue	Market Share	Change
1	XMAD	68.08%	-4.89
2	CEUX	21.66%	+5.07
3	AQEU	10.12%	-0.16
4	BATE	0.14%	-0.03
5	CHIX	0.00%	+0.00

Volume Trend



Market Share Trend



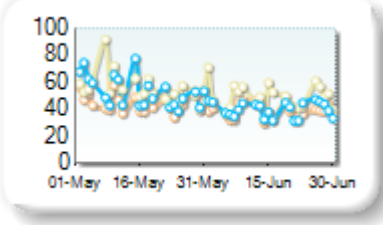
Market share is based on on-book value traded during continuous trading. The share is calculated by averaging over all stocks in the index. The current value shown is for last week and the change is relative to the previous week.

Spreads

At touch

Rank	Venue	Spread (bps)	Change
1	XMAD	38.89	-5.66
2	AQEU	39.60	-13.39
3	CEUX	48.73	-6.82

Monthly Spread Trend



25k EUR deal

Rank	Venue	Spread (bps)	Change
1	XMAD	74.12	-5.51

Monthly Spread Trend



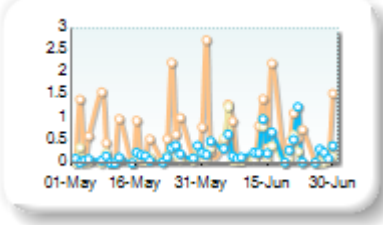
Spreads measure the bid to offer spread of the best visible orders in the book. The result is averaged over the stocks in the index and is based on measurements of the order books every 30 seconds. The value for the spread is quoted in basis points (0.01%).

Book Depths

10BPS Depth (top of book)

Rank	Venue	Depth (1K EUR)	Change
1	XMAD	0.7	+0.1
2	AQEU	0.3	+0.2
3	CEUX	0.3	+0.1

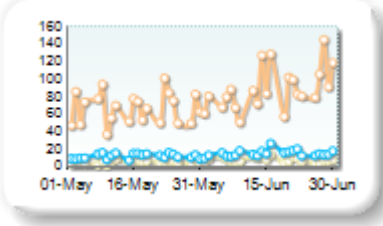
Monthly Depth Trend



50BPS Depth (deeper into book)

Rank	Venue	Depth (1K EUR)	Change
1	XMAD	89.5	+22.1
2	AQEU	15.9	+3.7
3	CEUX	8.5	+2.7
4	BATE	0.4	+0.0

Monthly Depth Trend



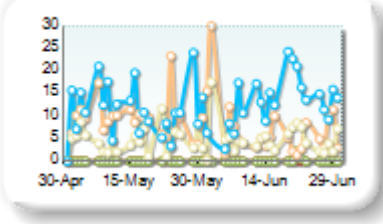
Market depth measures the amount of visible liquidity (bids and offers) in the order book within 10 or 50 BPS of mid price. The result is averaged over the stocks in the index and is based on measurements of the order book every 30 seconds. This is quoted in '000s of EUR.

Best Prices

At touch

Rank	Venue	Best Price (%)	Change
1	AQEU	13.40	+4.02
2	XMAD	7.09	-2.20
3	CEUX	5.01	+0.76
4	BATE	0.14	+0.24
5	CHIX	0.00	+0.00

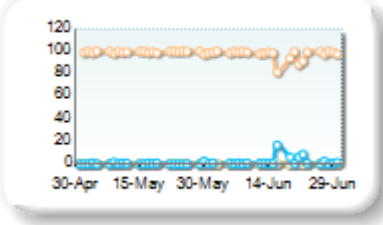
Best Prices Trend



25k EUR deal

Rank	Venue	Best Price (%)	Change
1	XMAD	97.05	-2.25
2	AQEU	2.48	+2.00
3	CEUX	0.40	+0.35
4	CHIX	0.00	+0.00
5	BATE	0.00	+0.00

Best Prices Trend

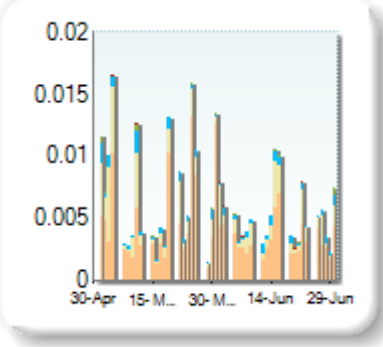


Best Price % measures how often each venue posts an absolute best price (no ties) for stocks. The result is averaged over the stocks in the index and is based on measurements of the order book every 5 seconds.

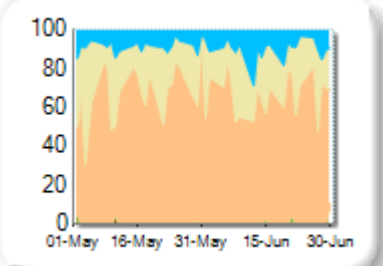
Market Share

Rank	Venue	Market Share	Change
1	XMAD	63.75%	-2.16
2	CEUX	25.61%	+0.63
3	AQEU	9.57%	+1.30
4	BATE	1.05%	+0.35
5	CHIX	0.02%	-0.12

Volume Trend



Market Share Trend



Market share is based on on-book value traded during continuous trading. The share is calculated by averaging over all stocks in the index. The current value shown is for last week and the change is relative to the previous week.

Spreads

At touch

Rank	Venue	Spread (bps)	Change
1	XMAD	37.80	+2.23
2	AQEU	39.30	+1.54
3	CEUX	40.12	+5.02

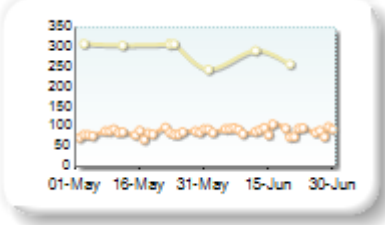
Monthly Spread Trend



25k EUR deal

Rank	Venue	Spread (bps)	Change
1	XMAD	89.34	+5.79
2	CEUX	298.83	-40.57

Monthly Spread Trend



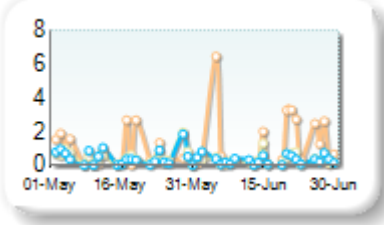
Spreads measure the bid to offer spread of the best visible orders in the book. The result is averaged over the stocks in the index and is based on measurements of the order books every 30 seconds. The value for the spread is quoted in basis points (0.01%).

Book Depths

10BPS Depth (top of book)

Rank	Venue	Depth (1K EUR)	Change
1	XMAD	1.3	+0.5
2	AQEU	0.3	-0.1
3	CEUX	0.3	-0.1

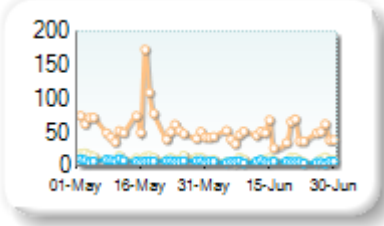
Monthly Depth Trend



50BPS Depth (deeper into book)

Rank	Venue	Depth (1K EUR)	Change
1	XMAD	47.1	-15.8
2	CEUX	9.3	-3.1
3	AQEU	6.4	-1.1

Monthly Depth Trend



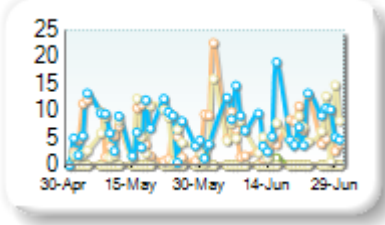
Market depth measures the amount of visible liquidity (bids and offers) in the order book within 10 or 50 BPS of mid price. The result is averaged over the stocks in the index and is based on measurements of the order book every 30 seconds. This is quoted in '000s of EUR.

Best Prices

At touch

Rank	Venue	Best Price (%)	Change
1	AQEU	7.97	+4.04
2	CEUX	6.60	+5.77
3	XMAD	6.55	+3.15
4	BATE	0.06	-0.07
5	CHIX	0.00	+0.00
6	AQXE	0.00	+0.00

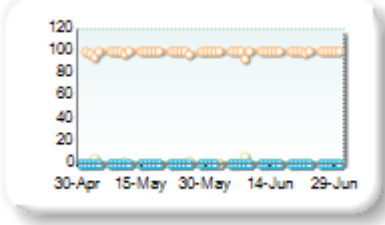
Best Prices Trend



25k EUR deal

Rank	Venue	Best Price (%)	Change
1	XMAD	99.57	+0.25
2	CEUX	0.37	-0.23
3	CHIX	0.00	+0.00
4	BATE	0.00	+0.00
5	AQXE	0.00	+0.00
6	AQEU	0.00	-0.01

Best Prices Trend

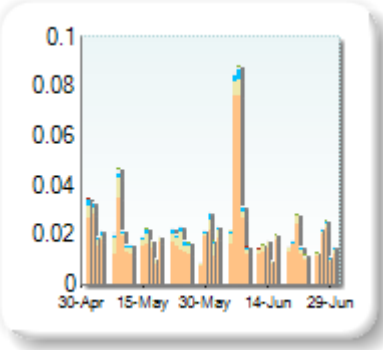


Best Price % measures how often each venue posts an absolute best price (no ties) for stocks. The result is averaged over the stocks in the index and is based on measurements of the order book every 5 seconds.

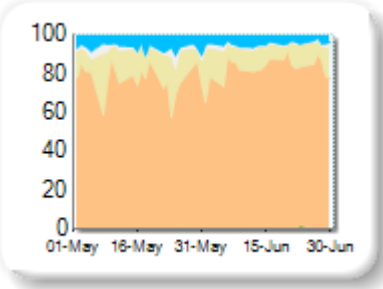
Market Share

Rank	Venue	Market Share	Change
1	XMAD	84.00%	+7.10
2	CEUX	10.15%	-3.87
3	AQEU	4.37%	-2.34
4	TQEX	1.33%	-0.99
5	BATE	0.15%	+0.10
6	AQXE	0.00%	+0.00
7	CHIX	0.00%	+0.00

Volume Trend



Market Share Trend



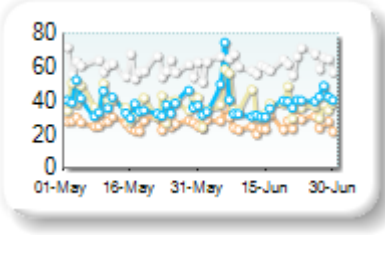
Market share is based on on-book value traded during continuous trading. The share is calculated by averaging over all stocks in the index. The current value shown is for last week and the change is relative to the previous week.

Spreads

At touch

Rank	Venue	Spread (bps)	Change
1	XMAD	26.36	-0.10
2	CEUX	37.25	-0.93
3	AQEU	39.00	+1.89
4	TQEX	61.70	+1.68

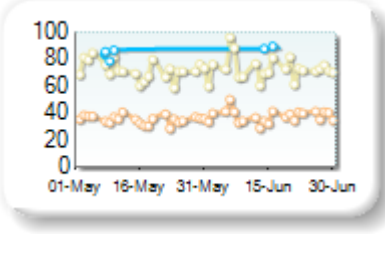
Monthly Spread Trend



25k EUR deal

Rank	Venue	Spread (bps)	Change
1	XMAD	37.69	+2.47
2	CEUX	72.76	+1.00
3	AQEU	88.32	+5.06

Monthly Spread Trend



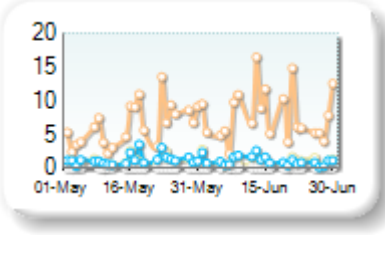
Spreads measure the bid to offer spread of the best visible orders in the book. The result is averaged over the stocks in the index and is based on measurements of the order books every 30 seconds. The value for the spread is quoted in basis points (0.01%).

Book Depths

10BPS Depth (top of book)

Rank	Venue	Depth (1K EUR)	Change
1	XMAD	7.8	+1.4
2	BATE	2.8	+0.1
3	AQEU	1.1	-0.1
4	CEUX	0.9	+0.0
5	TQEX	0.0	+0.0

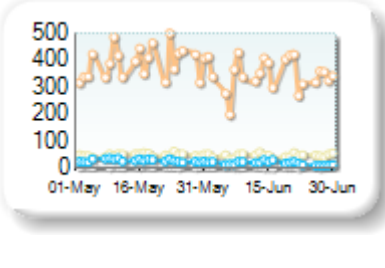
Monthly Depth Trend



50BPS Depth (deeper into book)

Rank	Venue	Depth (1K EUR)	Change
1	XMAD	346.3	-44.3
2	CEUX	46.8	-2.5
3	AQEU	18.2	-9.0
4	BATE	9.1	+0.8
5	TQEX	7.5	-1.6

Monthly Depth Trend



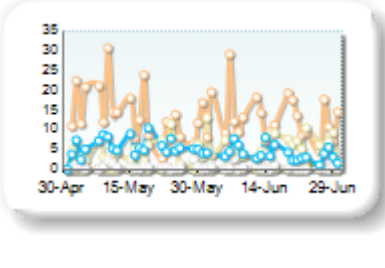
Market depth measures the amount of visible liquidity (bids and offers) in the order book within 10 or 50 BPS of mid price. The result is averaged over the stocks in the index and is based on measurements of the order book every 30 seconds. This is quoted in '000s of EUR.

Best Prices

At touch

Rank	Venue	Best Price (%)	Change
1	XMAD	12.97	+1.29
2	CEUX	6.07	+3.23
3	AQEU	3.97	-0.69
4	TQEX	0.38	-0.24
5	BATE	0.09	+0.10
6	CHIX	0.00	+0.00
7	AQXE	0.00	+0.00

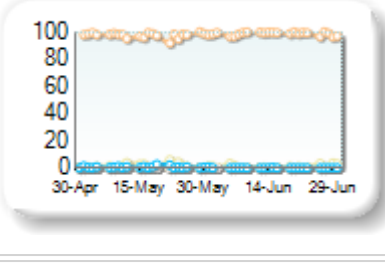
Best Prices Trend



25k EUR deal

Rank	Venue	Best Price (%)	Change
1	XMAD	98.65	+1.05
2	CEUX	1.17	-0.36
3	AQEU	0.05	-0.67
4	CHIX	0.00	+0.00
5	BATE	0.00	+0.00
6	AQXE	0.00	+0.00
7	TQEX	0.00	+0.00

Best Prices Trend

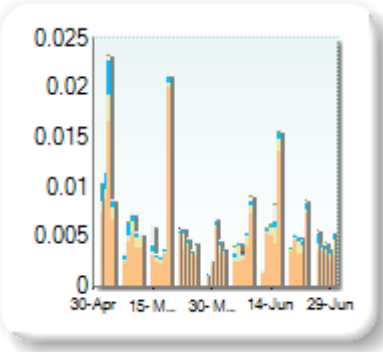


Best Price % measures how often each venue posts an absolute best price (no ties) for stocks. The result is averaged over the stocks in the index and is based on measurements of the order book every 5 seconds.

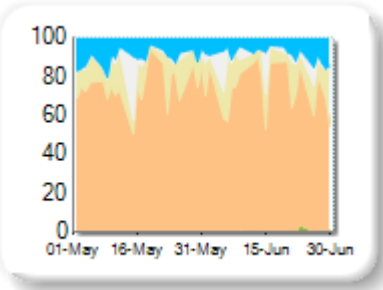
Market Share

Rank	Venue	Market Share	Change
1	XMAD	74.24%	-1.50
2	CEUX	12.75%	+2.10
3	AQEU	7.98%	-2.74
4	TQEX	4.36%	+1.67
5	BATE	0.68%	+0.47
6	CHIX	0.00%	0.00

Volume Trend



Market Share Trend



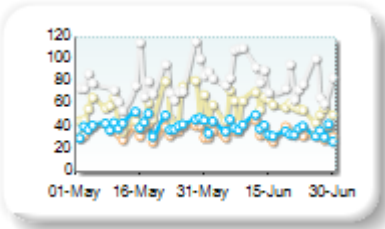
Market share is based on on-book value traded during continuous trading. The share is calculated by averaging over all stocks in the index. The current value shown is for last week and the change is relative to the previous week.

Spreads

At touch

Rank	Venue	Spread (bps)	Change
1	XMAD	35.49	-1.25
2	AQEU	37.73	-4.44
3	CEUX	60.80	+6.32
4	TQEX	91.90	+9.75
5	BATE	360.99	n/a

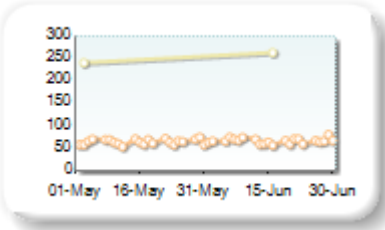
Monthly Spread Trend



25k EUR deal

Rank	Venue	Spread (bps)	Change
1	XMAD	67.31	+2.05
2	CEUX	397.53	-9.01

Monthly Spread Trend



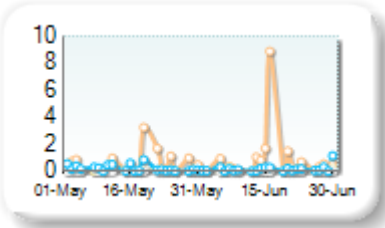
Spreads measure the bid to offer spread of the best visible orders in the book. The result is averaged over the stocks in the index and is based on measurements of the order books every 30 seconds. The value for the spread is quoted in basis points (0.01%).

Book Depths

10BPS Depth (top of book)

Rank	Venue	Depth (1K EUR)	Change
1	XMAD	0.9	+0.3
2	AQEU	0.2	0.0
3	CEUX	0.1	0.0

Monthly Depth Trend



50BPS Depth (deeper into book)

Rank	Venue	Depth (1K EUR)	Change
1	XMAD	101.2	-4.4
2	AQEU	10.0	-0.7
3	CEUX	6.7	+0.1
4	TQEX	3.6	-0.8
5	BATE	0.4	0.0

Monthly Depth Trend



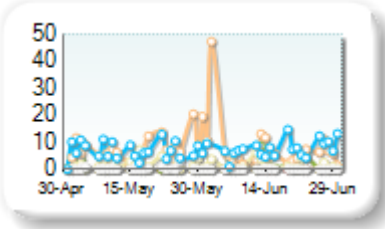
Market depth measures the amount of visible liquidity (bids and offers) in the order book within 10 or 50 BPS of mid price. The result is averaged over the stocks in the index and is based on measurements of the order book every 30 seconds. This is quoted in '000s of EUR.

Best Prices

At touch

Rank	Venue	Best Price (%)	Change
1	XMAD	7.79	+1.33
2	AQEU	7.64	+2.58
3	CEUX	1.51	+0.31
4	BATE	0.93	+0.40
5	TQEX	0.07	-0.14
6	CHIX	0.00	+0.00


Best Prices Trend



25k EUR deal

Rank	Venue	Best Price (%)	Change
1	XMAD	99.47	-0.40
2	CEUX	0.29	+0.28
3	AQEU	0.01	-0.06
4	CHIX	0.00	+0.00
5	BATE	0.00	+0.00
6	TQEX	0.00	+0.00

Best Prices Trend

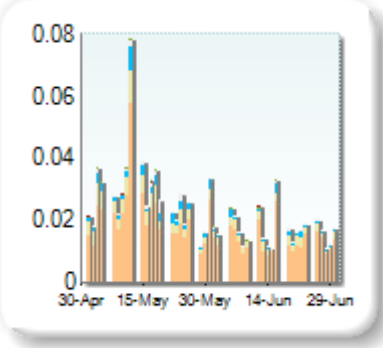


Best Price % measures how often each venue posts an absolute best price (no ties) for stocks. The result is averaged over the stocks in the index and is based on measurements of the order book every 5 seconds.

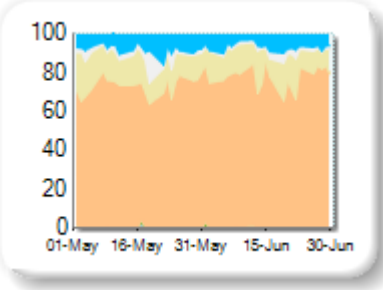
Market Share

Rank	Venue	Market Share	Change
1	XMAD	77.37%	+4.78
2	CEUX	13.08%	-2.06
3	AQEU	7.10%	-1.21
4	TQEX	2.20%	-1.48
5	BATE	0.23%	+0.10
6	CHIX	0.01%	-0.06

Volume Trend



Market Share Trend



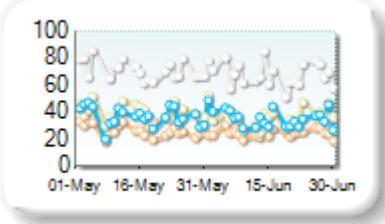
Market share is based on on-book value traded during continuous trading. The share is calculated by averaging over all stocks in the index. The current value shown is for last week and the change is relative to the previous week.

Spreads

At touch

Rank	Venue	Spread (bps)	Change
1	XMAD	24.44	-2.07
2	AQEU	35.51	-1.50
3	CEUX	36.55	-3.12
4	TQEX	67.81	-3.06

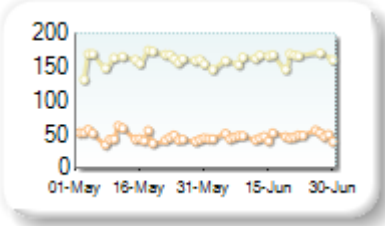
Monthly Spread Trend



25k EUR deal

Rank	Venue	Spread (bps)	Change
1	XMAD	46.71	+0.24
2	CEUX	170.63	+5.13

Monthly Spread Trend



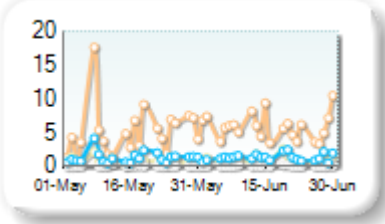
Spreads measure the bid to offer spread of the best visible orders in the book. The result is averaged over the stocks in the index and is based on measurements of the order books every 30 seconds. The value for the spread is quoted in basis points (0.01%).

Book Depths

10BPS Depth (top of book)

Rank	Venue	Depth (1K EUR)	Change
1	XMAD	5.8	+0.8
2	AQEU	1.3	+0.1
3	CEUX	0.9	+0.3
4	TQEX	0.1	0.0

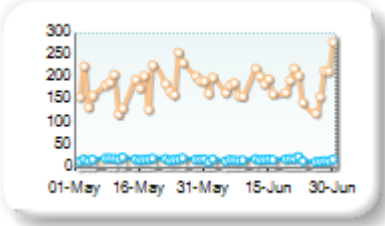
Monthly Depth Trend



50BPS Depth (deeper into book)

Rank	Venue	Depth (1K EUR)	Change
1	XMAD	187.5	+3.2
2	AQEU	18.4	-0.8
3	CEUX	11.8	-1.0
4	TQEX	5.1	-0.3

Monthly Depth Trend



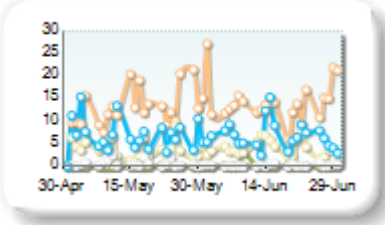
Market depth measures the amount of visible liquidity (bids and offers) in the order book within 10 or 50 BPS of mid price. The result is averaged over the stocks in the index and is based on measurements of the order book every 30 seconds. This is quoted in '000s of EUR.

Best Prices

At touch

Rank	Venue	Best Price (%)	Change
1	XMAD	14.36	+3.98
2	AQEU	6.73	-0.04
3	CEUX	4.02	-0.53
4	TQEX	0.25	-0.23
5	BATE	0.14	+0.28
6	CHIX	0.00	+0.00
7	TRQX	0.00	+0.00


Best Prices Trend



25k EUR deal

Rank	Venue	Best Price (%)	Change
1	XMAD	99.10	+0.64
2	AQEU	0.49	-0.39
3	CEUX	0.26	-0.15
4	TQEX	0.08	+0.03
5	CHIX	0.00	+0.00
6	TRQX	0.00	+0.00
7	BATE	0.00	+0.00

Best Prices Trend

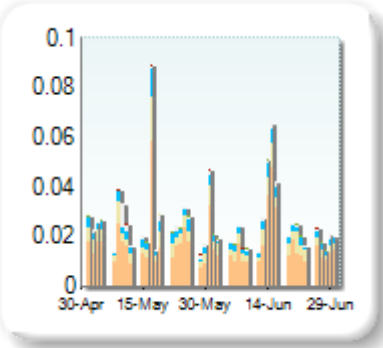


Best Price % measures how often each venue posts an absolute best price (no ties) for stocks. The result is averaged over the stocks in the index and is based on measurements of the order book every 5 seconds.

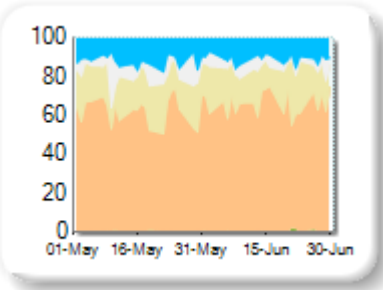
Market Share

Rank	Venue	Market Share	Change
1	XMAD	66.97%	+4.02
2	CEUX	17.60%	-0.82
3	AQEU	10.62%	-1.20
4	TQEX	4.40%	-2.11
5	BATE	0.42%	+0.18
6	CHIX	0.00%	-0.07

Volume Trend



Market Share Trend



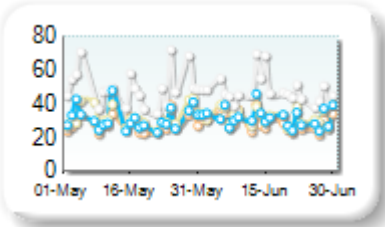
Market share is based on on-book value traded during continuous trading. The share is calculated by averaging over all stocks in the index. The current value shown is for last week and the change is relative to the previous week.

Spreads

At touch

Rank	Venue	Spread (bps)	Change
1	XMAD	29.08	+1.03
2	AQEU	31.64	+0.65
3	CEUX	32.13	+0.01
4	TQEX	47.74	-1.76

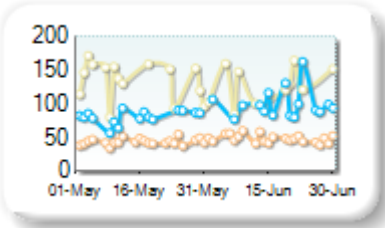
Monthly Spread Trend



25k EUR deal

Rank	Venue	Spread (bps)	Change
1	XMAD	48.29	+4.58
2	AQEU	99.21	+18.84
3	CEUX	173.52	+22.82

Monthly Spread Trend



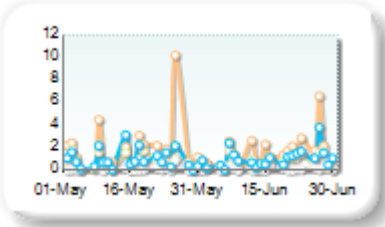
Spreads measure the bid to offer spread of the best visible orders in the book. The result is averaged over the stocks in the index and is based on measurements of the order books every 30 seconds. The value for the spread is quoted in basis points (0.01%).

Book Depths

10BPS Depth (top of book)

Rank	Venue	Depth (1K EUR)	Change
1	XMAD	1.5	-0.2
2	AQEU	1.1	+0.1
3	CEUX	0.8	+0.1
4	BATE	0.5	+0.0
5	TQEX	0.1	+0.0

Monthly Depth Trend



50BPS Depth (deeper into book)

Rank	Venue	Depth (1K EUR)	Change
1	XMAD	265.8	-45.1
2	AQEU	30.1	-4.5
3	CEUX	24.4	-4.2
4	TQEX	15.1	-2.4
5	BATE	6.4	+0.3

Monthly Depth Trend



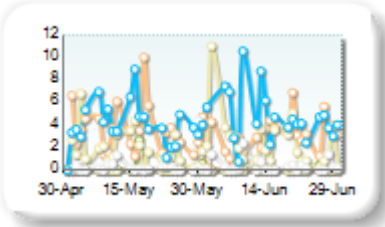
Market depth measures the amount of visible liquidity (bids and offers) in the order book within 10 or 50 BPS of mid price. The result is averaged over the stocks in the index and is based on measurements of the order book every 30 seconds. This is quoted in '000s of EUR.

Best Prices

At touch

Rank	Venue	Best Price (%)	Change
1	AQEU	4.74	-0.15
2	XMAD	3.01	-0.13
3	CEUX	2.50	+0.07
4	TQEX	0.38	-0.27
5	BATE	0.07	-0.07
6	CHIX	0.00	+0.00
7	AQXE	0.00	+0.00

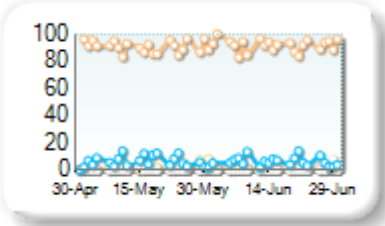
Best Prices Trend



25k EUR deal

Rank	Venue	Best Price (%)	Change
1	XMAD	91.59	+1.06
2	AQEU	6.28	+0.09
3	CEUX	1.83	-0.63
4	TQEX	0.47	+0.26
5	BATE	0.00	+0.00
6	CHIX	0.00	+0.00
7	AQXE	0.00	+0.00

Best Prices Trend

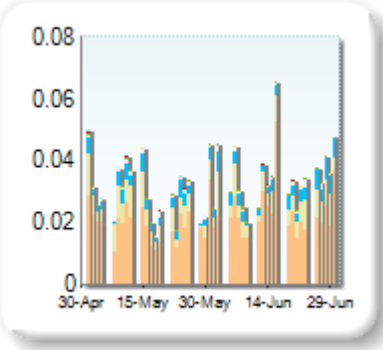


Best Price % measures how often each venue posts an absolute best price (no ties) for stocks. The result is averaged over the stocks in the index and is based on measurements of the order book every 5 seconds.

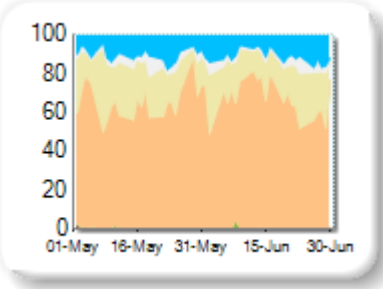
Market Share

Rank	Venue	Market Share	Change
1	XMAD	66.32%	+2.22
2	CEUX	18.53%	-2.33
3	AQEU	11.38%	+0.66
4	TQEX	3.31%	-0.33
5	BATE	0.43%	+0.05
6	CHIX	0.02%	-0.15
7	AQXE	0.01%	+0.00

Volume Trend



Market Share Trend



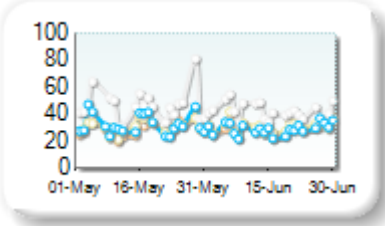
Market share is based on on-book value traded during continuous trading. The share is calculated by averaging over all stocks in the index. The current value shown is for last week and the change is relative to the previous week.

Spreads

At touch

Rank	Venue	Spread (bps)	Change
1	XMAD	28.72	-0.51
2	AQEU	29.06	-3.20
3	CEUX	31.07	+0.09
4	TQEX	42.10	-11.76

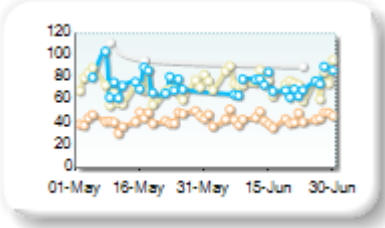
Monthly Spread Trend



25k EUR deal

Rank	Venue	Spread (bps)	Change
1	XMAD	43.85	+0.78
2	AQEU	73.92	-1.88
3	CEUX	76.56	+5.69
4	TQEX	90.34	-13.24

Monthly Spread Trend



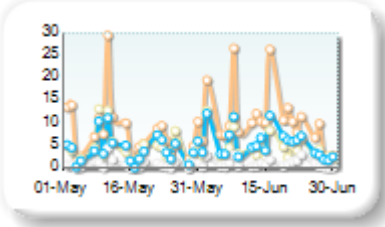
Spreads measure the bid to offer spread of the best visible orders in the book. The result is averaged over the stocks in the index and is based on measurements of the order books every 30 seconds. The value for the spread is quoted in basis points (0.01%).

Book Depths

10BPS Depth (top of book)

Rank	Venue	Depth (1K EUR)	Change
1	XMAD	10.6	+2.7
2	AQEU	5.5	+1.4
3	CEUX	4.4	+0.2
4	TQEX	1.1	+0.2
5	BATE	0.5	-0.1

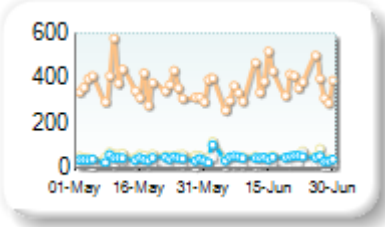
Monthly Depth Trend



50BPS Depth (deeper into book)

Rank	Venue	Depth (1K EUR)	Change
1	XMAD	374.8	+8.7
2	CEUX	53.7	-1.0
3	AQEU	47.6	+8.1
4	TQEX	22.5	-0.1
5	BATE	0.3	-0.2

Monthly Depth Trend



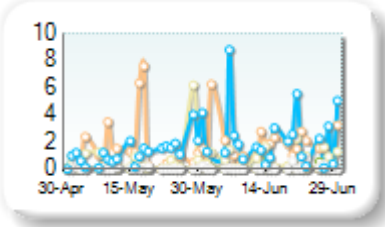
Market depth measures the amount of visible liquidity (bids and offers) in the order book within 10 or 50 BPS of mid price. The result is averaged over the stocks in the index and is based on measurements of the order book every 30 seconds. This is quoted in '000s of EUR.

Best Prices

At touch

Rank	Venue	Best Price (%)	Change
1	AQEU	2.16	+0.70
2	XMAD	1.68	+0.22
3	CEUX	0.70	+0.26
4	TQEX	0.10	+0.06
5	BATE	0.08	+0.05
6	CHIX	0.00	+0.00
7	TRQX	0.00	+0.00
8	AQXE	0.00	+0.00

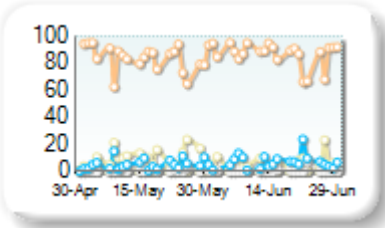
Best Prices Trend



25k EUR deal

Rank	Venue	Best Price (%)	Change
1	XMAD	86.37	+2.39
2	AQEU	6.99	+2.00
3	CEUX	5.43	-3.17
4	TQEX	0.42	-0.28
5	CHIX	0.00	+0.00
6	TRQX	0.00	+0.00
7	BATE	0.00	+0.00
8	AQXE	0.00	+0.00

Best Prices Trend



Best Price % measures how often each venue posts an absolute best price (no ties) for stocks. The result is averaged over the stocks in the index and is based on measurements of the order book every 5 seconds.