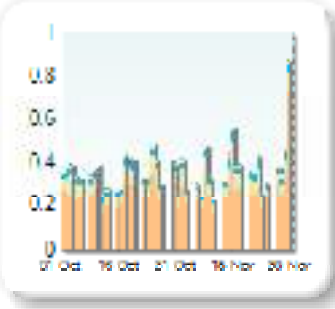


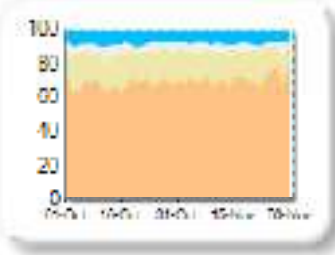
Market Share

Rank	Venue	Market Share	Change
1	XMAD	72.11%	+3.60
2	CEUX	16.50%	-1.82
3	AQEU	7.28%	-0.66
4	TQEX	4.06%	-0.90
5	BATE	0.03%	-0.02
6	CHIX	0.02%	-0.12
7	TRQX	0.01%	-0.08
8	AQXE	0.00%	-0.01

Volume Trend



Market Share Trend




Market share is based on on-book value traded during continuous trading. The share is calculated by averaging over all stocks in the index. The current value shown is for last week and the change is relative to the previous week.

Spreads

At touch

Rank	Venue	Spread (bps)	Change
1	XMAD	28.66	+0.32
2	CEUX	34.38	-0.18
3	AQEU	36.41	+0.13
4	TQEX	55.49	-0.18

Monthly Spread Trend



25k EUR deal

Rank	Venue	Spread (bps)	Change
1	XMAD	51.89	+2.43
2	AQEU	90.05	+7.51
3	CEUX	122.78	+14.86

Monthly Spread Trend



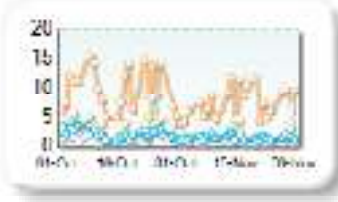
Spreads measure the bid to offer spread of the best visible orders in the book. The result is averaged over the stocks in the index and is based on measurements of the order books every 30 seconds. The value for the spread is quoted in basis points (0.01%).

Book Depths

10BPS Depth (top of book)

Rank	Venue	Depth (1K EUR)	Change
1	XMAD	7.3	-2.5
2	CEUX	2.0	-1.5
3	AQEU	1.5	-0.6
4	TQEX	0.7	-0.3

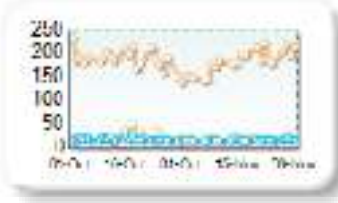
Monthly Depth Trend



50BPS Depth (deeper into book)

Rank	Venue	Depth (1K EUR)	Change
1	XMAD	181.8	-4.2
2	CEUX	21.0	-4.4
3	AQEU	16.5	-1.5
4	TQEX	8.2	-1.4
5	BATE	0.5	+0.0

Monthly Depth Trend



Market depth measures the amount of visible liquidity (bids and offers) in the order book within 10 or 50 BPS of mid price. The result is averaged over the stocks in the index and is based on measurements of the order book every 30 seconds. This is quoted in '000s of EUR.

Best Prices

At touch

Rank	Venue	Best Price (%)	Change
1	XMAD	12.43	-0.26
2	AQEU	5.11	+0.71
3	CEUX	2.93	+0.45
4	TQEX	0.18	+0.04
5	BATE	0.00	+0.00
6	CHIX	0.00	+0.00
7	TRQX	0.00	+0.00
8	AQXE	0.00	+0.00

Best Prices Trend



25k EUR deal

Rank	Venue	Best Price (%)	Change
1	XMAD	95.72	-0.53
2	CEUX	2.35	+0.60
3	AQEU	1.46	+0.68
4	TQEX	0.10	0.00
5	CHIX	0.00	+0.00
6	TRQX	0.00	+0.00
7	BATE	0.00	+0.00
8	AQXE	0.00	+0.00

Best Prices Trend

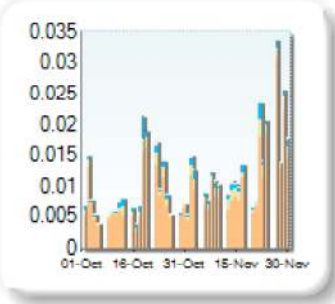


Best Price % measures how often each venue posts an absolute best price (no ties) for stocks. The result is averaged over the stocks in the index and is based on measurements of the order book every 5 seconds.

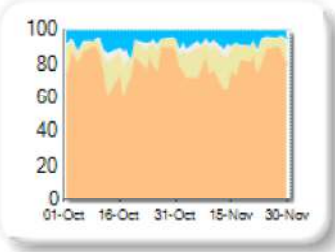
Market Share

Rank	Venue	Market Share	Change
1	XMAD	80.63%	+0.43
2	CEUX	11.05%	+1.55
3	AQEU	6.15%	-1.63
4	TQEX	2.18%	-0.32

Volume Trend



Market Share Trend



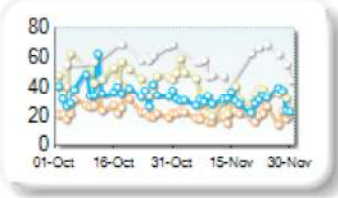
Market share is based on on-book value traded during continuous trading. The share is calculated by averaging over all stocks in the index. The current value shown is for last week and the change is relative to the previous week.

Spreads

At touch

Rank	Venue	Spread (bps)	Change
1	XMAD	19.74	-4.68
2	AQEU	30.16	-8.13
3	CEUX	35.04	-16.74
4	TQEX	68.01	-9.56

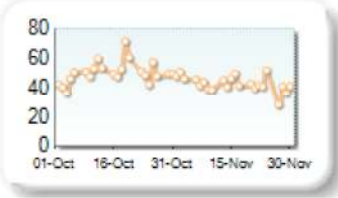
Monthly Spread Trend



25k EUR deal

Rank	Venue	Spread (bps)	Change
1	XMAD	42.55	-7.62
2	CEUX	192.56	n/a

Monthly Spread Trend



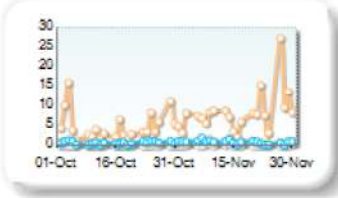
Spreads measure the bid to offer spread of the best visible orders in the book. The result is averaged over the stocks in the index and is based on measurements of the order books every 30 seconds. The value for the spread is quoted in basis points (0.01%).

Book Depths

10BPS Depth (top of book)

Rank	Venue	Depth (1K EUR)	Change
1	XMAD	8.2	+3.4
2	AQEU	0.9	+0.2
3	CEUX	0.7	+0.5
4	TQEX	0.1	+0.0

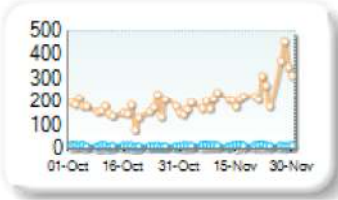
Monthly Depth Trend



50BPS Depth (deeper into book)

Rank	Venue	Depth (1K EUR)	Change
1	XMAD	237.8	+69.2
2	AQEU	14.8	+2.3
3	CEUX	9.1	+1.5
4	TQEX	5.1	+0.4

Monthly Depth Trend



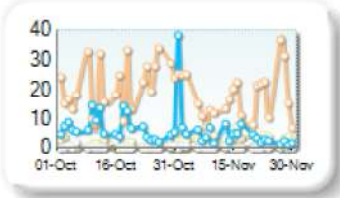
Market depth measures the amount of visible liquidity (bids and offers) in the order book within 10 or 50 BPS of mid price. The result is averaged over the stocks in the index and is based on measurements of the order book every 30 seconds. This is quoted in '000s of EUR.

Best Prices

At touch

Rank	Venue	Best Price (%)	Change
1	XMAD	17.76	+0.97
2	AQEU	5.46	-2.58
3	CEUX	3.27	+1.99
4	TQEX	0.28	-0.22
5	CHIX	0.00	+0.00
6	BATE	0.00	+0.00

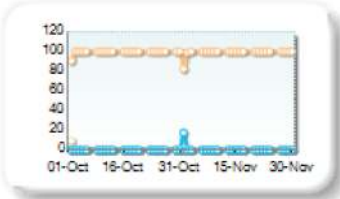
Best Prices Trend



25k EUR deal

Rank	Venue	Best Price (%)	Change
1	XMAD	99.11	-0.43
2	AQEU	0.79	+0.79
3	CEUX	0.00	-0.41
4	CHIX	0.00	+0.00
5	BATE	0.00	+0.00
6	TQEX	0.00	+0.00

Best Prices Trend

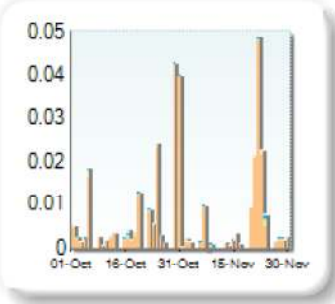


Best Price % measures how often each venue posts an absolute best price (no ties) for stocks. The result is averaged over the stocks in the index and is based on measurements of the order book every 5 seconds.

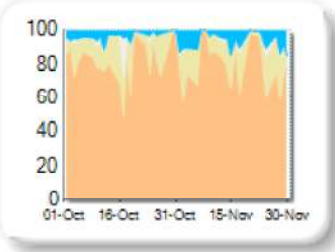
Market Share

Rank	Venue	Market Share	Change
1	XMAD	90.86%	-0.69
2	CEUX	5.65%	+0.00
3	AQEU	2.86%	+0.96
4	TQEX	0.64%	-0.28

Volume Trend



Market Share Trend



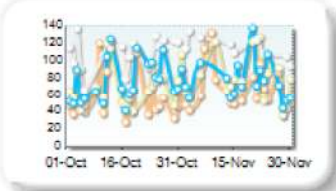
Market share is based on on-book value traded during continuous trading. The share is calculated by averaging over all stocks in the index. The current value shown is for last week and the change is relative to the previous week.

Spreads

At touch

Rank	Venue	Spread (bps)	Change
1	XMAD	71.79	+13.51
2	AQEU	95.87	+17.07
3	CEUX	100.42	+25.09
4	TQEX	171.41	+45.19

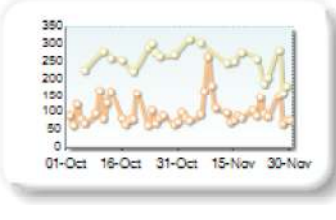
Monthly Spread Trend



25k EUR deal

Rank	Venue	Spread (bps)	Change
1	XMAD	109.26	+14.56
2	CEUX	283.78	-0.84

Monthly Spread Trend




Spreads measure the bid to offer spread of the best visible orders in the book. The result is averaged over the stocks in the index and is based on measurements of the order books every 30 seconds. The value for the spread is quoted in basis points (0.01%).

Book Depths

10BPS Depth (top of book)

Rank	Venue	Depth (1K EUR)	Change
1	XMAD	0.5	-0.1
2	CEUX	0.5	+0.1
3	AQEU	0.1	+0.0

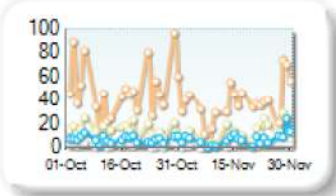
Monthly Depth Trend



50BPS Depth (deeper into book)

Rank	Venue	Depth (1K EUR)	Change
1	XMAD	39.2	-10.7
2	CEUX	12.1	-2.8
3	AQEU	7.2	-0.1
4	TQEX	1.5	-0.8

Monthly Depth Trend




Market depth measures the amount of visible liquidity (bids and offers) in the order book within 10 or 50 BPS of mid price. The result is averaged over the stocks in the index and is based on measurements of the order book every 30 seconds. This is quoted in '000s of EUR.

Best Prices

At touch

Rank	Venue	Best Price (%)	Change
1	XMAD	18.56	+6.32
2	AQEU	13.14	+0.53
3	CEUX	5.28	+2.64
4	TQEX	0.20	+0.35

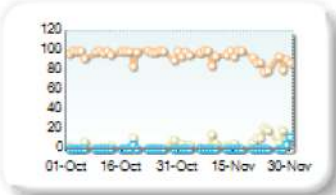
Best Prices Trend



25k EUR deal

Rank	Venue	Best Price (%)	Change
1	XMAD	92.67	-4.99
2	CEUX	6.42	+4.39
3	AQEU	0.78	+0.56
4	TQEX	0.00	+0.00

Best Prices Trend

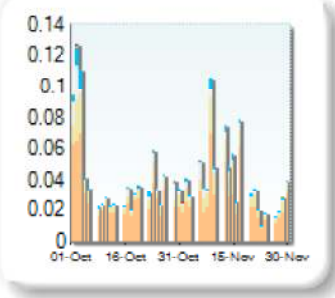


Best Price % measures how often each venue posts an absolute best price (no ties) for stocks. The result is averaged over the stocks in the index and is based on measurements of the order book every 5 seconds.

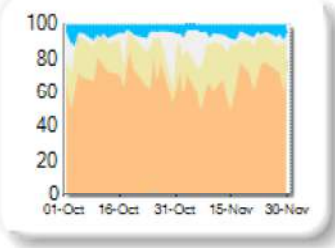
Market Share

Rank	Venue	Market Share	Change
1	XMAD	65.96%	-0.82
2	CEUX	21.47%	+3.23
3	TQEX	7.03%	-1.34
4	AQEU	5.51%	-0.82
5	BATE	0.03%	-0.01
6	CHIX	0.01%	-0.01

Volume Trend



Market Share Trend



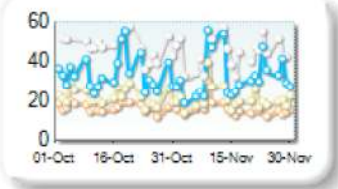
Market share is based on on-book value traded during continuous trading. The share is calculated by averaging over all stocks in the index. The current value shown is for last week and the change is relative to the previous week.

Spreads

At touch

Rank	Venue	Spread (bps)	Change
1	XMAD	16.38	-0.47
2	CEUX	21.03	-1.04
3	AQEU	32.34	-1.75
4	TQEX	47.12	-4.70
5	XWBO	152.41	+7.83

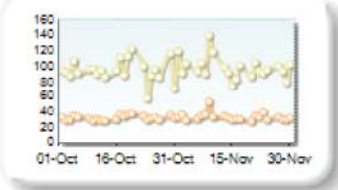
Monthly Spread Trend



25k EUR deal

Rank	Venue	Spread (bps)	Change
1	XMAD	34.31	+1.27
2	CEUX	98.82	+3.34

Monthly Spread Trend



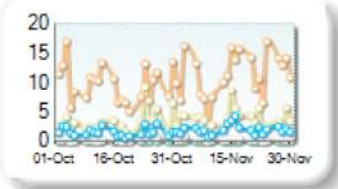
Spreads measure the bid to offer spread of the best visible orders in the book. The result is averaged over the stocks in the index and is based on measurements of the order books every 30 seconds. The value for the spread is quoted in basis points (0.01%).

Book Depths

10BPS Depth (top of book)

Rank	Venue	Depth (1K EUR)	Change
1	XMAD	11.2	+1.5
2	CEUX	3.8	+0.6
3	AQEU	2.0	+0.4
4	TQEX	0.4	+0.0

Monthly Depth Trend



50BPS Depth (deeper into book)

Rank	Venue	Depth (1K EUR)	Change
1	XMAD	247.5	-21.7
2	CEUX	31.3	-1.6
3	AQEU	17.9	-2.2
4	TQEX	7.2	+0.3

Monthly Depth Trend



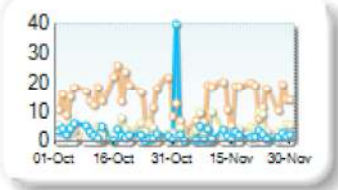
Market depth measures the amount of visible liquidity (bids and offers) in the order book within 10 or 50 BPS of mid price. The result is averaged over the stocks in the index and is based on measurements of the order book every 30 seconds. This is quoted in '000s of EUR.

Best Prices

At touch

Rank	Venue	Best Price (%)	Change
1	XMAD	13.25	+1.09
2	CEUX	4.54	+1.06
3	AQEU	3.76	+3.04
4	TQEX	0.18	+0.02
5	CHIX	0.00	+0.00
6	TRQX	0.00	+0.00
7	BATE	0.00	+0.00

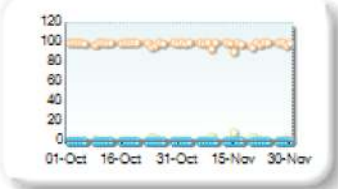
Best Prices Trend



25k EUR deal

Rank	Venue	Best Price (%)	Change
1	XMAD	98.54	-0.66
2	CEUX	1.33	+0.62
3	AQEU	0.03	-0.01
4	TQEX	0.00	+0.00
5	CHIX	0.00	+0.00
6	TRQX	0.00	+0.00
7	BATE	0.00	+0.00

Best Prices Trend

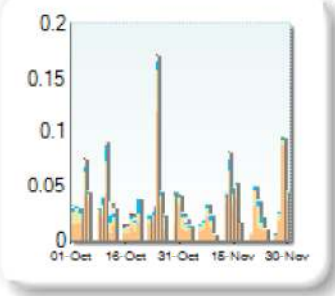


Best Price % measures how often each venue posts an absolute best price (no ties) for stocks. The result is averaged over the stocks in the index and is based on measurements of the order book every 5 seconds.

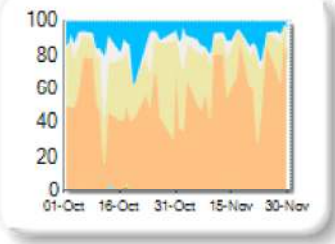
Market Share

Rank	Venue	Market Share	Change
1	XMAD	63.27%	+8.95
2	CEUX	22.99%	-4.66
3	AQEU	8.90%	-1.39
4	TQEX	4.64%	-2.52
5	TRQX	0.11%	-0.17
6	BATE	0.09%	0.00
7	CHIX	0.00%	-0.13

Volume Trend



Market Share Trend



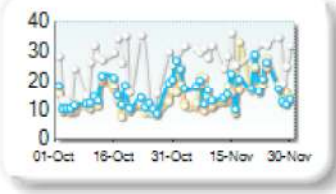
Market share is based on on-book value traded during continuous trading. The share is calculated by averaging over all stocks in the index. The current value shown is for last week and the change is relative to the previous week.

Spreads

At touch

Rank	Venue	Spread (bps)	Change
1	XMAD	15.51	+3.71
2	CEUX	17.26	+5.54
3	AQEU	17.83	+4.00
4	TQEX	33.69	+4.45

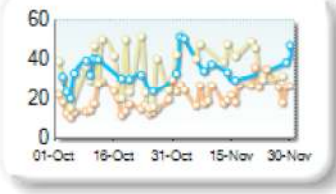
Monthly Spread Trend



25k EUR deal

Rank	Venue	Spread (bps)	Change
1	XMAD	24.61	+6.93
2	AQEU	43.52	+12.04
3	CEUX	58.19	+21.17

Monthly Spread Trend




Spreads measure the bid to offer spread of the best visible orders in the book. The result is averaged over the stocks in the index and is based on measurements of the order books every 30 seconds. The value for the spread is quoted in basis points (0.01%).

Book Depths

10BPS Depth (top of book)

Rank	Venue	Depth (1K EUR)	Change
1	XMAD	48.2	-54.5
2	CEUX	15.8	-29.4
3	AQEU	10.4	-10.5
4	TQEX	7.1	-4.2

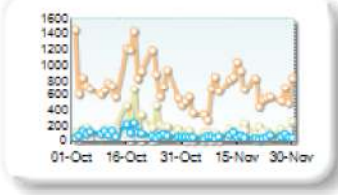
Monthly Depth Trend



50BPS Depth (deeper into book)

Rank	Venue	Depth (1K EUR)	Change
1	XMAD	650.4	-206.5
2	CEUX	129.5	-88.3
3	AQEU	65.4	-43.7
4	TQEX	45.7	-17.0

Monthly Depth Trend



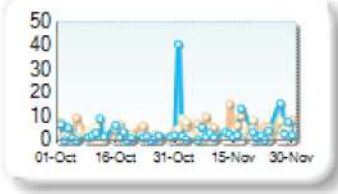
Market depth measures the amount of visible liquidity (bids and offers) in the order book within 10 or 50 BPS of mid price. The result is averaged over the stocks in the index and is based on measurements of the order book every 30 seconds. This is quoted in '000s of EUR.

Best Prices

At touch

Rank	Venue	Best Price (%)	Change
1	XMAD	5.79	+5.86
2	AQEU	5.27	+3.06
3	CEUX	2.94	+0.59
4	TQEX	0.25	+0.36
5	CHIX	0.00	+0.00
6	TRQX	0.00	+0.00
7	BATE	0.00	+0.00
8	AQXE	0.00	+0.00

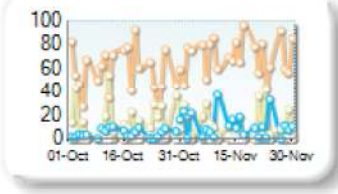
Best Prices Trend



25k EUR deal

Rank	Venue	Best Price (%)	Change
1	XMAD	70.32	+12.49
2	CEUX	13.07	-3.66
3	AQEU	11.14	+5.72
4	TQEX	0.54	-0.45
5	CHIX	0.00	+0.00
6	TRQX	0.00	+0.00
7	BATE	0.00	+0.00
8	AQXE	0.00	+0.00

Best Prices Trend



Best Price % measures how often each venue posts an absolute best price (no ties) for the stocks. The result is averaged over the stocks in the index and is based on measurements of the order book every 5 seconds.

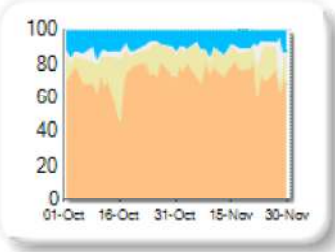
Market Share

Rank	Venue	Market Share	Change
1	XMAD	74.64%	+2.80
2	CEUX	12.08%	-1.86
3	AQEU	8.82%	-2.11
4	TQEX	4.47%	+1.22

Volume Trend



Market Share Trend



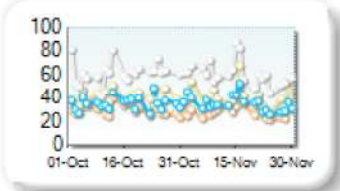
Market share is based on on-book value traded during continuous trading. The share is calculated by averaging over all stocks in the index. The current value shown is for last week and the change is relative to the previous week.

Spreads

At touch

Rank	Venue	Spread (bps)	Change
1	XMAD	28.35	-1.47
2	AQEU	35.34	+0.15
3	CEUX	40.36	-0.85
4	TQEX	61.03	-3.39

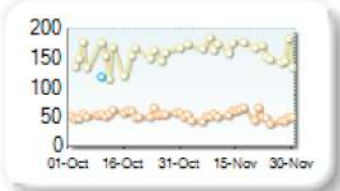
Monthly Spread Trend



25k EUR deal

Rank	Venue	Spread (bps)	Change
1	XMAD	50.52	-2.84
2	CEUX	173.94	+8.70

Monthly Spread Trend



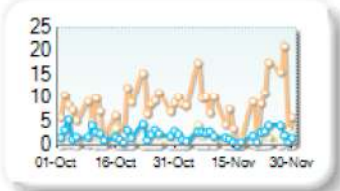
Spreads measure the bid to offer spread of the best visible orders in the book. The result is averaged over the stocks in the index and is based on measurements of the order books every 30 seconds. The value for the spread is quoted in basis points (0.01%).

Book Depths

10BPS Depth (top of book)

Rank	Venue	Depth (1K EUR)	Change
1	XMAD	8.8	+1.0
2	AQEU	1.9	-0.4
3	CEUX	1.0	+0.1
4	TQEX	0.1	0.0

Monthly Depth Trend



50BPS Depth (deeper into book)

Rank	Venue	Depth (1K EUR)	Change
1	XMAD	145.0	+25.6
2	AQEU	18.6	+1.6
3	CEUX	11.0	-0.8
4	TQEX	5.4	-0.7

Monthly Depth Trend



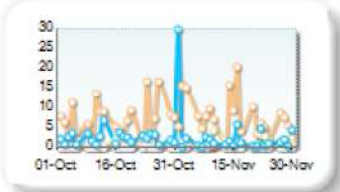
Market depth measures the amount of visible liquidity (bids and offers) in the order book within 10 or 50 BPS of mid price. The result is averaged over the stocks in the index and is based on measurements of the order book every 30 seconds. This is quoted in '000s of EUR.

Best Prices

At touch

Rank	Venue	Best Price (%)	Change
1	XMAD	8.01	-1.39
2	AQEU	2.90	+1.66
3	CEUX	1.17	+1.13
4	TQEX	0.08	+0.03
5	CHIX	0.00	+0.00

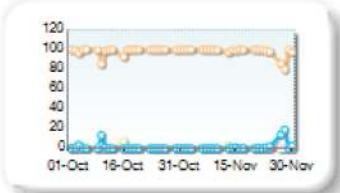
Best Prices Trend



25k EUR deal

Rank	Venue	Best Price (%)	Change
1	XMAD	97.84	-0.80
2	AQEU	1.89	+1.00
3	CEUX	0.19	-0.24
4	TQEX	0.00	+0.00
5	CHIX	0.00	+0.00

Best Prices Trend

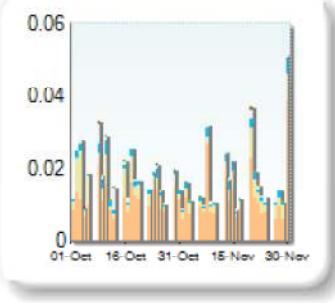


Best Price % measures how often each venue posts an absolute best price (no ties) for stocks. The result is averaged over the stocks in the index and is based on measurements of the order book every 5 seconds.

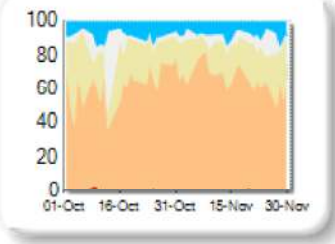
Market Share

Rank	Venue	Market Share	Change
1	XMAD	67.79%	+7.37
2	CEUX	19.03%	-5.37
3	AQEU	8.03%	-0.33
4	TQEX	4.90%	-1.35
5	CHIX	0.24%	-0.28
6	BATE	0.01%	-0.04
7	AQXE	0.00%	+0.00

Volume Trend



Market Share Trend



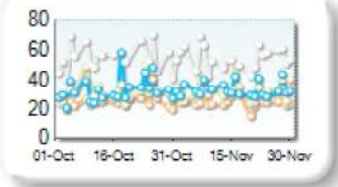
Market share is based on on-book value traded during continuous trading. The share is calculated by averaging over all stocks in the index. The current value shown is for last week and the change is relative to the previous week.

Spreads

At touch

Rank	Venue	Spread (bps)	Change
1	XMAD	25.16	+0.03
2	CEUX	33.06	+1.65
3	AQEU	33.19	+0.28
4	TQEX	55.65	-4.00
5	XWBO	210.98	+0.68

Monthly Spread Trend



25k EUR deal

Rank	Venue	Spread (bps)	Change
1	XMAD	48.20	+1.34
2	CEUX	117.26	+6.34

Monthly Spread Trend



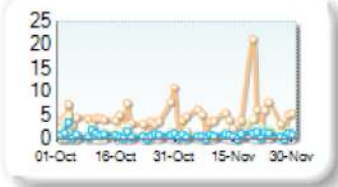
Spreads measure the bid to offer spread of the best visible orders in the book. The result is averaged over the stocks in the index and is based on measurements of the order books every 30 seconds. The value for the spread is quoted in basis points (0.01%).

Book Depths

10BPS Depth (top of book)

Rank	Venue	Depth (1K EUR)	Change
1	XMAD	4.8	+0.3
2	CEUX	1.2	-0.3
3	AQEU	0.8	-0.2
4	TQEX	0.1	0.0

Monthly Depth Trend



50BPS Depth (deeper into book)

Rank	Venue	Depth (1K EUR)	Change
1	XMAD	175.1	-52.0
2	CEUX	22.8	-2.4
3	AQEU	14.4	-0.4
4	TQEX	6.3	-0.5
5	BATE	0.9	+0.0

Monthly Depth Trend



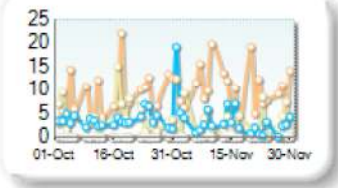
Market depth measures the amount of visible liquidity (bids and offers) in the order book within 10 or 50 BPS of mid price. The result is averaged over the stocks in the index and is based on measurements of the order book every 30 seconds. This is quoted in '000s of EUR.

Best Prices

At touch

Rank	Venue	Best Price (%)	Change
1	XMAD	10.06	+2.53
2	AQEU	3.65	-0.07
3	CEUX	3.12	-0.77
4	TQEX	0.16	+0.12
5	CHIX	0.00	+0.00
6	BATE	0.00	0.00
7	AQXE	0.00	+0.00


Best Prices Trend



25k EUR deal

Rank	Venue	Best Price (%)	Change
1	XMAD	99.56	+0.32
2	CEUX	0.34	-0.05
3	AQEU	0.00	-0.03
4	CHIX	0.00	+0.00
5	BATE	0.00	+0.00
6	AQXE	0.00	+0.00
7	TQEX	0.00	+0.00

Best Prices Trend

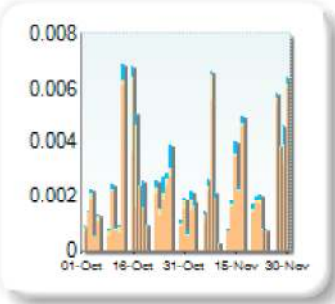


Best Price % measures how often each venue posts an absolute best price (no ties) for stocks. The result is averaged over the stocks in the index and is based on measurements of the order book every 5 seconds.

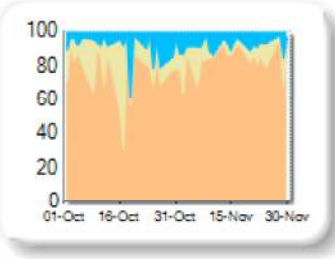
Market Share

Rank	Venue	Market Share	Change
1	XMAD	85.20%	+13.18
2	CEUX	7.78%	-10.16
3	AQEU	7.03%	-3.02

Volume Trend



Market Share Trend



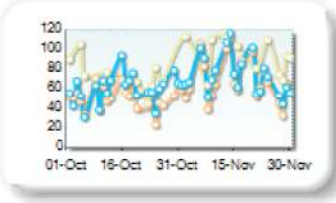
Market share is based on on-book value traded during continuous trading. The share is calculated by averaging over all stocks in the index. The current value shown is for last week and the change is relative to the previous week.

Spreads

At touch

Rank	Venue	Spread (bps)	Change
1	XMAD	68.37	+17.21
2	AQEU	73.77	+13.50
3	CEUX	132.55	-5.21

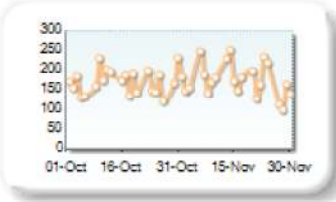
Monthly Spread Trend



25k EUR deal

Rank	Venue	Spread (bps)	Change
1	XMAD	176.48	+3.84

Monthly Spread Trend



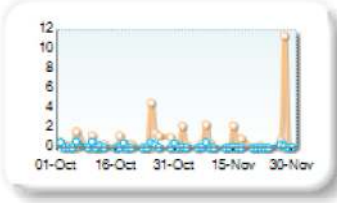
Spreads measure the bid to offer spread of the best visible orders in the book. The result is averaged over the stocks in the index and is based on measurements of the order books every 30 seconds. The value for the spread is quoted in basis points (0.01%).

Book Depths

10BPS Depth (top of book)

Rank	Venue	Depth (1K EUR)	Change
1	XMAD	1.3	+0.3
2	AQEU	0.1	-0.1
3	CEUX	0.1	+0.0

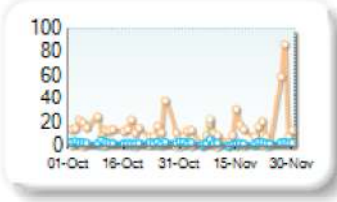
Monthly Depth Trend



50BPS Depth (deeper into book)

Rank	Venue	Depth (1K EUR)	Change
1	XMAD	17.5	+2.1
2	AQEU	2.8	-0.4
3	CEUX	2.5	+1.1

Monthly Depth Trend



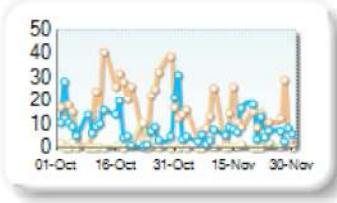
Market depth measures the amount of visible liquidity (bids and offers) in the order book within 10 or 50 BPS of mid price. The result is averaged over the stocks in the index and is based on measurements of the order book every 30 seconds. This is quoted in '000s of EUR.

Best Prices

At touch

Rank	Venue	Best Price (%)	Change
1	XMAD	12.21	-6.64
2	AQEU	8.03	-0.54
3	CEUX	1.07	+0.02


Best Prices Trend



25k EUR deal

Rank	Venue	Best Price (%)	Change
1	XMAD	98.75	-1.00
2	CEUX	1.16	+1.00
3	AQEU	0.00	+0.00

Best Prices Trend

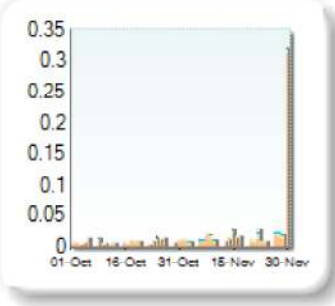


Best Price % measures how often each venue posts an absolute best price (no ties) for stocks. The result is averaged over the stocks in the index and is based on measurements of the order book every 5 seconds.

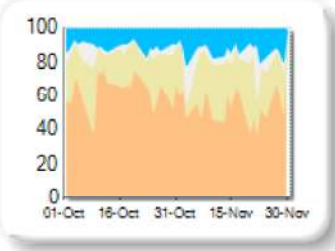
Market Share

Rank	Venue	Market Share	Change
1	XMAD	74.74%	+12.74
2	CEUX	13.89%	-9.53
3	AQEU	7.29%	-2.85
4	TQEX	4.08%	-0.34
5	BATE	0.01%	+0.01
6	TRQX	0.00%	+0.00
7	CHIX	0.00%	-0.02

Volume Trend



Market Share Trend



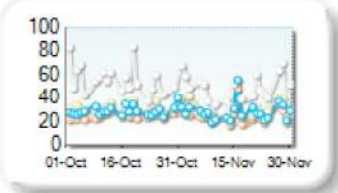
Market share is based on on-book value traded during continuous trading. The share is calculated by averaging over all stocks in the index. The current value shown is for last week and the change is relative to the previous week.

Spreads

At touch

Rank	Venue	Spread (bps)	Change
1	XMAD	24.71	-0.03
2	AQEU	28.06	-0.84
3	CEUX	29.96	-1.01
4	TQEX	49.00	-11.20

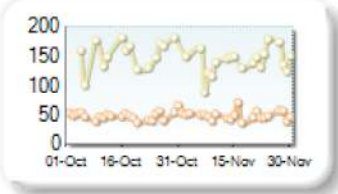
Monthly Spread Trend



25k EUR deal

Rank	Venue	Spread (bps)	Change
1	XMAD	48.67	+0.65
2	CEUX	149.45	-21.26

Monthly Spread Trend



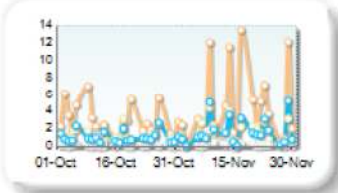
Spreads measure the bid to offer spread of the best visible orders in the book. The result is averaged over the stocks in the index and is based on measurements of the order books every 30 seconds. The value for the spread is quoted in basis points (0.01%).

Book Depths

10BPS Depth (top of book)

Rank	Venue	Depth (1K EUR)	Change
1	XMAD	4.4	+1.5
2	AQEU	1.7	+0.7
3	CEUX	1.6	+0.5
4	TQEX	0.3	+0.1

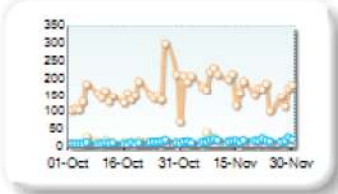
Monthly Depth Trend



50BPS Depth (deeper into book)

Rank	Venue	Depth (1K EUR)	Change
1	XMAD	177.5	+26.3
2	CEUX	18.6	+4.4
3	AQEU	18.1	+6.5
4	TQEX	7.4	+0.6

Monthly Depth Trend



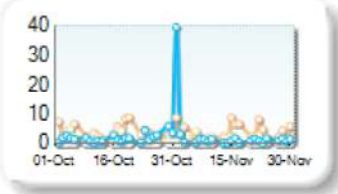
Market depth measures the amount of visible liquidity (bids and offers) in the order book within 10 or 50 BPS of mid price. The result is averaged over the stocks in the index and is based on measurements of the order book every 30 seconds. This is quoted in '000s of EUR.

Best Prices

At touch

Rank	Venue	Best Price (%)	Change
1	XMAD	3.77	+1.48
2	AQEU	2.79	+1.25
3	CEUX	1.34	+0.11
4	TQEX	0.05	-0.03
5	CHIX	0.00	+0.00
6	TRQX	0.00	+0.00
7	BATE	0.00	+0.00

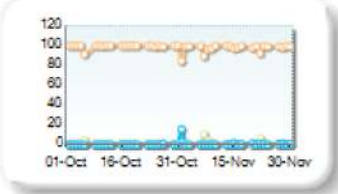
Best Prices Trend



25k EUR deal

Rank	Venue	Best Price (%)	Change
1	XMAD	97.40	-2.03
2	CEUX	1.35	+1.05
3	AQEU	1.08	+1.03
4	CHIX	0.00	+0.00
5	TRQX	0.00	+0.00
6	BATE	0.00	+0.00
7	TQEX	0.00	+0.00

Best Prices Trend

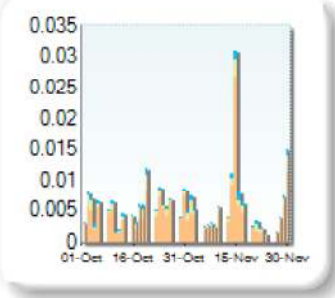


Best Price % measures how often each venue posts an absolute best price (no ties) for stocks. The result is averaged over the stocks in the index and is based on measurements of the order book every 5 seconds.

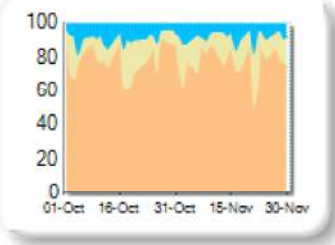
Market Share

Rank	Venue	Market Share	Change
1	XMAD	77.97%	+0.66
2	CEUX	14.09%	-0.20
3	AQEU	7.93%	-0.48
4	BATE	0.01%	+0.01

Volume Trend



Market Share Trend



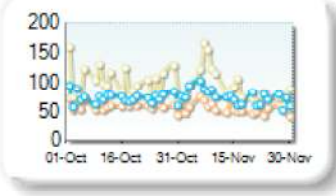
Market share is based on on-book value traded during continuous trading. The share is calculated by averaging over all stocks in the index. The current value shown is for last week and the change is relative to the previous week.

Spreads

At touch

Rank	Venue	Spread (bps)	Change
1	XMAD	55.55	-3.97
2	AQEU	74.43	+1.34
3	CEUX	92.35	-6.69

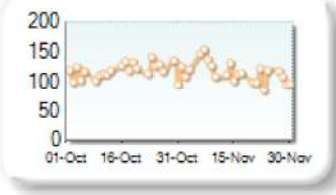
Monthly Spread Trend



25k EUR deal

Rank	Venue	Spread (bps)	Change
1	XMAD	115.31	-3.41

Monthly Spread Trend



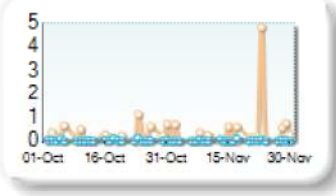
Spreads measure the bid to offer spread of the best visible orders in the book. The result is averaged over the stocks in the index and is based on measurements of the order books every 30 seconds. The value for the spread is quoted in basis points (0.01%).

Book Depths

10BPS Depth (top of book)

Rank	Venue	Depth (1K EUR)	Change
1	XMAD	0.5	+0.2
2	CEUX	0.0	+0.0
3	AQEU	0.0	0.0

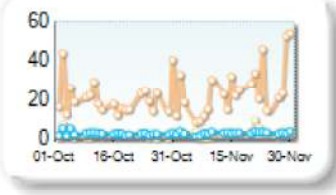
Monthly Depth Trend



50BPS Depth (deeper into book)

Rank	Venue	Depth (1K EUR)	Change
1	XMAD	25.0	+4.1
2	AQEU	3.2	+0.2
3	CEUX	3.1	+0.8

Monthly Depth Trend



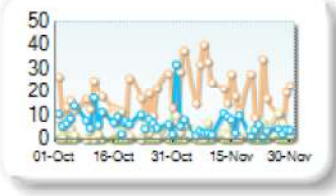
Market depth measures the amount of visible liquidity (bids and offers) in the order book within 10 or 50 BPS of mid price. The result is averaged over the stocks in the index and is based on measurements of the order book every 30 seconds. This is quoted in '000s of EUR.

Best Prices

At touch

Rank	Venue	Best Price (%)	Change
1	XMAD	20.95	+3.54
2	AQEU	5.87	-1.35
3	CEUX	4.28	+1.88
4	BATE	0.00	+0.00

Best Prices Trend



25k EUR deal

Rank	Venue	Best Price (%)	Change
1	XMAD	99.92	+0.06
2	CEUX	0.03	0.00
3	AQEU	0.00	-0.02
4	BATE	0.00	+0.00

Best Prices Trend

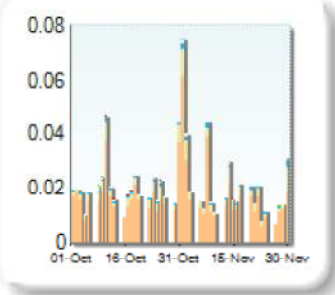


Best Price % measures how often each venue posts an absolute best price (no ties) for stocks. The result is averaged over the stocks in the index and is based on measurements of the order book every 5 seconds.

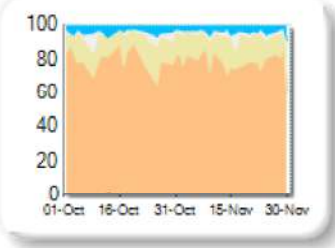
Market Share

Rank	Venue	Market Share	Change
1	XMAD	77.99%	-0.99
2	CEUX	15.54%	+1.43
3	AQEU	3.90%	-0.13
4	TQEX	2.48%	-0.03
5	BATE	0.04%	-0.13
6	CHIX	0.03%	-0.15
7	TRQX	0.00%	+0.00

Volume Trend



Market Share Trend



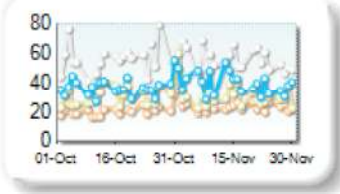
Market share is based on on-book value traded during continuous trading. The share is calculated by averaging over all stocks in the index. The current value shown is for last week and the change is relative to the previous week.

Spreads

At touch

Rank	Venue	Spread (bps)	Change
1	XMAD	23.28	+2.62
2	CEUX	30.63	+0.18
3	AQEU	39.34	+2.74
4	TQEX	58.10	+0.85

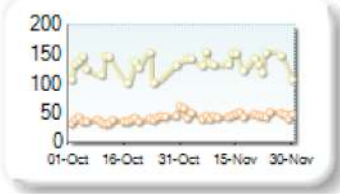
Monthly Spread Trend



25k EUR deal

Rank	Venue	Spread (bps)	Change
1	XMAD	44.91	+6.63
2	CEUX	146.84	+0.48

Monthly Spread Trend



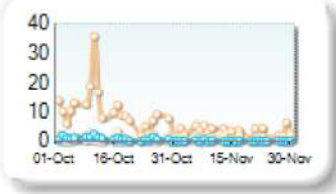
Spreads measure the bid to offer spread of the best visible orders in the book. The result is averaged over the stocks in the index and is based on measurements of the order books every 30 seconds. The value for the spread is quoted in basis points (0.01%).

Book Depths

10BPS Depth (top of book)

Rank	Venue	Depth (1K EUR)	Change
1	XMAD	3.3	-7.0
2	CEUX	1.0	-0.5
3	AQEU	0.3	-0.7
4	TQEX	0.1	-0.1

Monthly Depth Trend



50BPS Depth (deeper into book)

Rank	Venue	Depth (1K EUR)	Change
1	XMAD	244.9	-82.1
2	CEUX	17.6	+0.8
3	AQEU	12.5	-1.9
4	TQEX	5.8	-1.3

Monthly Depth Trend



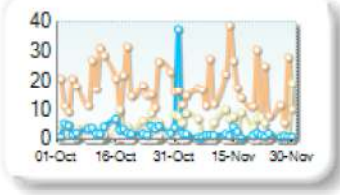
Market depth measures the amount of visible liquidity (bids and offers) in the order book within 10 or 50 BPS of mid price. The result is averaged over the stocks in the index and is based on measurements of the order book every 30 seconds. This is quoted in '000s of EUR.

Best Prices

At touch

Rank	Venue	Best Price (%)	Change
1	XMAD	17.38	-1.88
2	CEUX	5.62	+1.75
3	AQEU	3.13	+0.74
4	TQEX	0.25	-0.16
5	CHIX	0.00	+0.00
6	TRQX	0.00	+0.00
7	BATE	0.00	+0.00


Best Prices Trend



25k EUR deal

Rank	Venue	Best Price (%)	Change
1	XMAD	98.19	-1.60
2	CEUX	1.59	+1.49
3	AQEU	0.14	+0.13
4	CHIX	0.00	+0.00
5	TRQX	0.00	+0.00
6	BATE	0.00	+0.00
7	TQEX	0.00	+0.00

Best Prices Trend

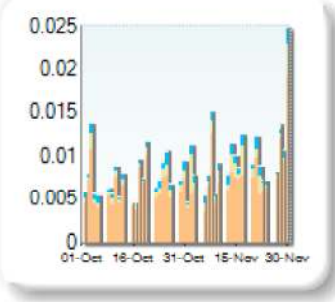


Best Price % measures how often each venue posts an absolute best price (no ties) for stocks. The result is averaged over the stocks in the index and is based on measurements of the order book every 5 seconds.

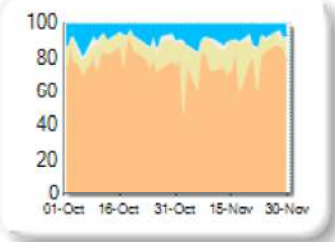
Market Share

Rank	Venue	Market Share	Change
1	XMAD	75.63%	-4.08
2	CEUX	14.02%	+4.14
3	AQEU	8.48%	+0.15
4	TQEX	1.86%	-0.20
5	BATE	0.00%	+0.00

Volume Trend



Market Share Trend



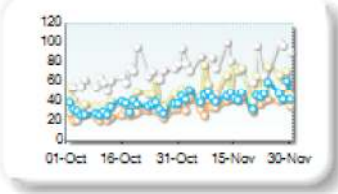
Market share is based on on-book value traded during continuous trading. The share is calculated by averaging over all stocks in the index. The current value shown is for last week and the change is relative to the previous week.

Spreads

At touch

Rank	Venue	Spread (bps)	Change
1	XMAD	38.48	+11.29
2	AQEU	46.16	+12.81
3	CEUX	59.24	+18.08
4	TQEX	100.15	+28.43

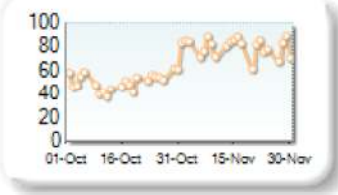
Monthly Spread Trend



25k EUR deal

Rank	Venue	Spread (bps)	Change
1	XMAD	79.74	+29.22
2	CEUX	295.51	+26.86
3	AQEU	309.39	+82.27

Monthly Spread Trend



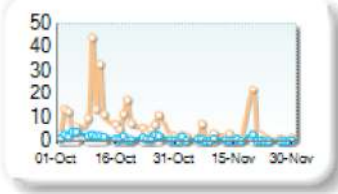
Spreads measure the bid to offer spread of the best visible orders in the book. The result is averaged over the stocks in the index and is based on measurements of the order books every 30 seconds. The value for the spread is quoted in basis points (0.01%).

Book Depths

10BPS Depth (top of book)

Rank	Venue	Depth (1K EUR)	Change
1	XMAD	2.7	-8.0
2	AQEU	0.6	-1.3
3	CEUX	0.3	-0.4
4	TQEX	0.0	0.0

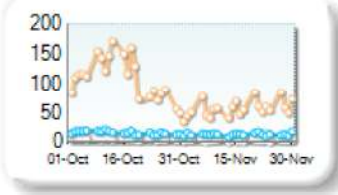
Monthly Depth Trend



50BPS Depth (deeper into book)

Rank	Venue	Depth (1K EUR)	Change
1	XMAD	56.9	-52.7
2	AQEU	13.0	-2.8
3	CEUX	7.5	-1.8
4	TQEX	2.6	-2.2

Monthly Depth Trend



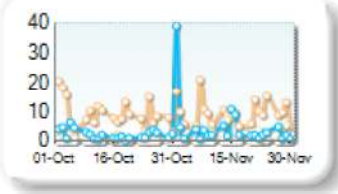
Market depth measures the amount of visible liquidity (bids and offers) in the order book within 10 or 50 BPS of mid price. The result is averaged over the stocks in the index and is based on measurements of the order book every 30 seconds. This is quoted in '000s of EUR.

Best Prices

At touch

Rank	Venue	Best Price (%)	Change
1	XMAD	9.85	-1.48
2	AQEU	4.70	+3.85
3	CEUX	1.44	+0.15
4	TQEX	0.10	+0.03
5	BATE	0.00	+0.00
6	AQXE	0.00	+0.00

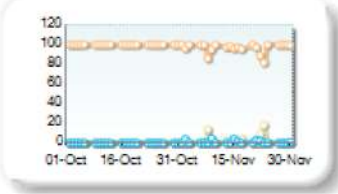
Best Prices Trend



25k EUR deal

Rank	Venue	Best Price (%)	Change
1	XMAD	96.65	-3.27
2	CEUX	2.29	+2.28
3	AQEU	0.97	+0.94
4	BATE	0.00	+0.00
5	AQXE	0.00	+0.00
6	TQEX	0.00	+0.00

Best Prices Trend

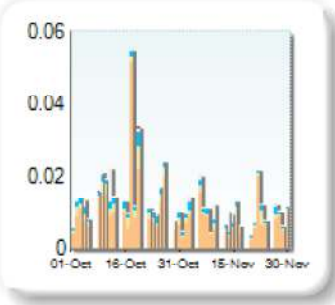


Best Price % measures how often each venue posts an absolute best price (no ties) for stocks. The result is averaged over the stocks in the index and is based on measurements of the order book every 5 seconds.

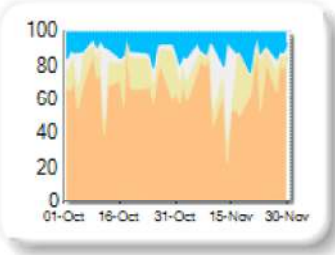
Market Share

Rank	Venue	Market Share	Change
1	XMAD	67.99%	-3.38
2	CEUX	11.90%	-0.77
3	AQEU	10.82%	+1.33
4	TQEX	9.21%	+2.91
5	BATE	0.06%	+0.06
6	AQXE	0.01%	+0.01

Volume Trend



Market Share Trend



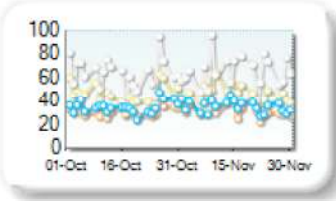
Market share is based on on-book value traded during continuous trading. The share is calculated by averaging over all stocks in the index. The current value shown is for last week and the change is relative to the previous week.

Spreads

At touch

Rank	Venue	Spread (bps)	Change
1	XMAD	32.16	+0.94
2	AQEU	35.17	+0.51
3	CEUX	45.84	+0.52
4	TQEX	65.54	+2.20

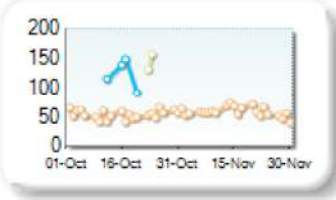
Monthly Spread Trend



25k EUR deal

Rank	Venue	Spread (bps)	Change
1	XMAD	57.84	+4.43
2	CEUX	255.13	+79.18

Monthly Spread Trend



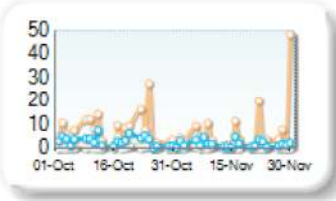
Spreads measure the bid to offer spread of the best visible orders in the book. The result is averaged over the stocks in the index and is based on measurements of the order books every 30 seconds. The value for the spread is quoted in basis points (0.01%).

Book Depths

10BPS Depth (top of book)

Rank	Venue	Depth (1K EUR)	Change
1	XMAD	6.7	-1.3
2	AQEU	2.0	-1.2
3	CEUX	0.6	-0.6
4	TQEX	0.2	-0.2

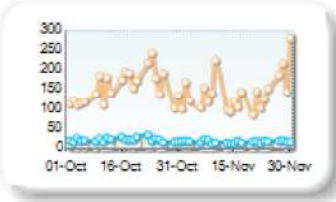
Monthly Depth Trend



50BPS Depth (deeper into book)

Rank	Venue	Depth (1K EUR)	Change
1	XMAD	144.6	-13.6
2	AQEU	18.6	-5.1
3	CEUX	10.4	-3.8
4	TQEX	6.2	-1.3

Monthly Depth Trend



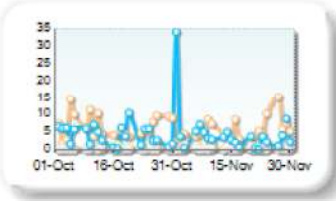
Market depth measures the amount of visible liquidity (bids and offers) in the order book within 10 or 50 BPS of mid price. The result is averaged over the stocks in the index and is based on measurements of the order book every 30 seconds. This is quoted in '000s of EUR.

Best Prices

At touch

Rank	Venue	Best Price (%)	Change
1	XMAD	5.27	-1.46
2	AQEU	4.60	+0.40
3	CEUX	0.46	-0.18
4	TQEX	0.13	+0.03
5	CHIX	0.00	+0.00
6	BATE	0.00	+0.00
7	AQXE	0.00	+0.00

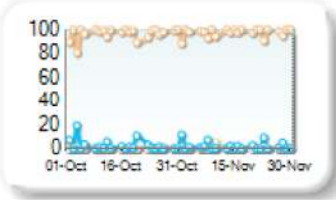
Best Prices Trend



25k EUR deal

Rank	Venue	Best Price (%)	Change
1	XMAD	97.57	+0.86
2	AQEU	2.12	-0.57
3	CEUX	0.25	+0.06
4	CHIX	0.00	+0.00
5	BATE	0.00	+0.00
6	AQXE	0.00	+0.00
7	TQEX	0.00	+0.00

Best Prices Trend

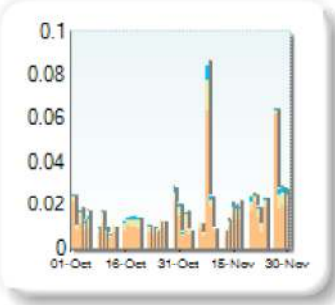


Best Price % measures how often each venue posts an absolute best price (no ties) for stocks. The result is averaged over the stocks in the index and is based on measurements of the order book every 5 seconds.

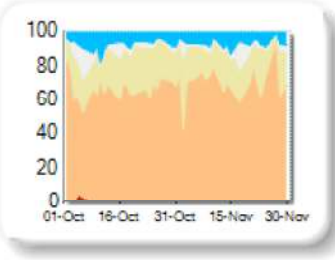
Market Share

Rank	Venue	Market Share	Change
1	XMAD	71.70%	+5.02
2	CEUX	17.84%	-3.30
3	AQEU	6.79%	-0.89
4	TQEX	3.60%	-0.51
5	BATE	0.05%	+0.04
6	CHIX	0.02%	-0.37

Volume Trend



Market Share Trend



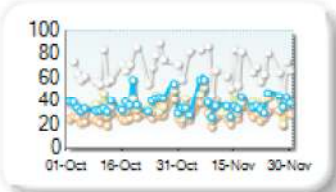
Market share is based on on-book value traded during continuous trading. The share is calculated by averaging over all stocks in the index. The current value shown is for last week and the change is relative to the previous week.

Spreads

At touch

Rank	Venue	Spread (bps)	Change
1	XMAD	27.90	+1.66
2	CEUX	36.97	+1.74
3	AQEU	37.47	-0.21
4	TQEX	69.96	-1.21

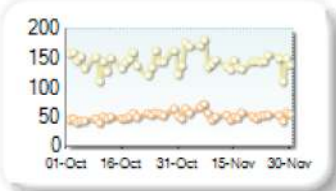
Monthly Spread Trend



25k EUR deal

Rank	Venue	Spread (bps)	Change
1	XMAD	52.40	+3.56
2	CEUX	146.06	+3.12

Monthly Spread Trend




Spreads measure the bid to offer spread of the best visible orders in the book. The result is averaged over the stocks in the index and is based on measurements of the order books every 30 seconds. The value for the spread is quoted in basis points (0.01%).

Book Depths

10BPS Depth (top of book)

Rank	Venue	Depth (1K EUR)	Change
1	XMAD	3.5	+0.5
2	CEUX	1.0	+0.1
3	AQEU	0.6	+0.2
4	TQEX	0.1	+0.0

Monthly Depth Trend



50BPS Depth (deeper into book)

Rank	Venue	Depth (1K EUR)	Change
1	XMAD	165.5	-31.0
2	CEUX	12.9	-0.9
3	AQEU	11.8	-0.2
4	TQEX	4.4	-0.5
5	BATE	0.0	+0.0

Monthly Depth Trend



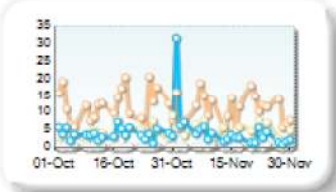
Market depth measures the amount of visible liquidity (bids and offers) in the order book within 10 or 50 BPS of mid price. The result is averaged over the stocks in the index and is based on measurements of the order book every 30 seconds. This is quoted in '000s of EUR.

Best Prices

At touch

Rank	Venue	Best Price (%)	Change
1	XMAD	11.20	+4.36
2	AQEU	4.60	-0.21
3	CEUX	4.19	+1.32
4	TQEX	0.32	+0.22
5	BATE	0.01	+0.02
6	CHIX	0.00	+0.00

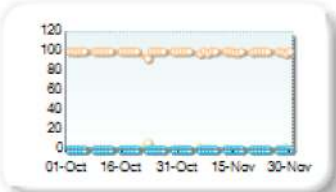
Best Prices Trend



25k EUR deal

Rank	Venue	Best Price (%)	Change
1	XMAD	99.45	-0.12
2	CEUX	0.48	+0.09
3	AQEU	0.01	+0.01
4	TQEX	0.00	+0.00
5	CHIX	0.00	+0.00
6	BATE	0.00	+0.00

Best Prices Trend

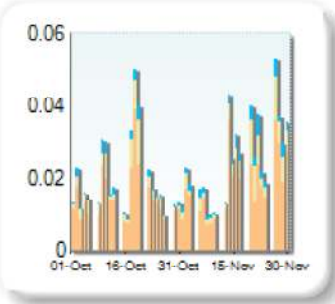


Best Price % measures how often each venue posts an absolute best price (no ties) for stocks. The result is averaged over the stocks in the index and is based on measurements of the order book every 5 seconds.

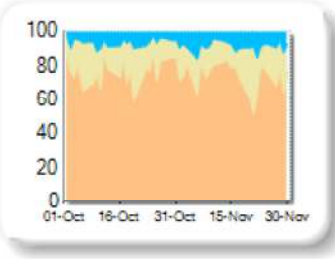
Market Share

Rank	Venue	Market Share	Change
1	XMAD	72.53%	-2.53
2	CEUX	18.21%	+0.50
3	AQEU	9.26%	+2.05

Volume Trend



Market Share Trend



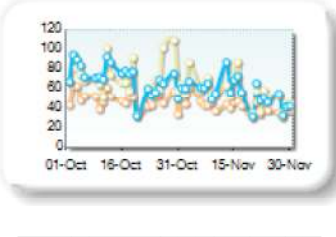
Market share is based on on-book value traded during continuous trading. The share is calculated by averaging over all stocks in the index. The current value shown is for last week and the change is relative to the previous week.

Spreads

At touch

Rank	Venue	Spread (bps)	Change
1	XMAD	42.19	-7.09
2	AQEU	56.55	-15.05
3	CEUX	57.49	-14.68

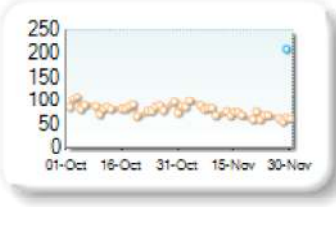
Monthly Spread Trend



25k EUR deal

Rank	Venue	Spread (bps)	Change
1	XMAD	74.03	-11.36
2	AQEU	209.46	n/a

Monthly Spread Trend



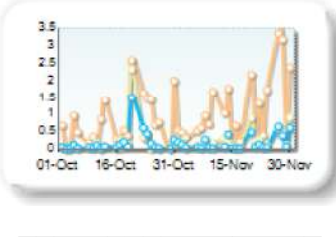
Spreads measure the bid to offer spread of the best visible orders in the book. The result is averaged over the stocks in the index and is based on measurements of the order books every 30 seconds. The value for the spread is quoted in basis points (0.01%).

Book Depths

10BPS Depth (top of book)

Rank	Venue	Depth (1K EUR)	Change
1	XMAD	1.1	+0.4
2	CEUX	0.2	+0.1
3	AQEU	0.2	0.0

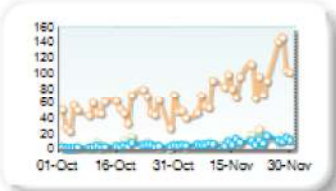
Monthly Depth Trend



50BPS Depth (deeper into book)

Rank	Venue	Depth (1K EUR)	Change
1	XMAD	83.0	+30.3
2	CEUX	10.5	+4.9
3	AQEU	9.8	+5.1

Monthly Depth Trend



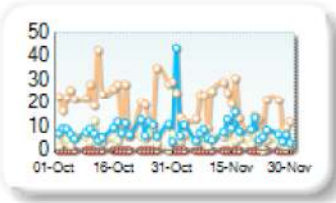
Market depth measures the amount of visible liquidity (bids and offers) in the order book within 10 or 50 BPS of mid price. The result is averaged over the stocks in the index and is based on measurements of the order book every 30 seconds. This is quoted in '000s of EUR.

Best Prices

At touch

Rank	Venue	Best Price (%)	Change
1	XMAD	17.17	-4.66
2	AQEU	9.33	-0.79
3	CEUX	4.38	-0.58
4	CHIX	0.00	+0.00

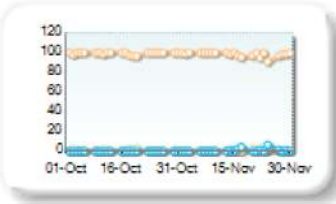
Best Prices Trend



25k EUR deal

Rank	Venue	Best Price (%)	Change
1	XMAD	98.39	-0.96
2	AQEU	0.82	+0.80
3	CEUX	0.67	+0.14
4	CHIX	0.00	+0.00

Best Prices Trend

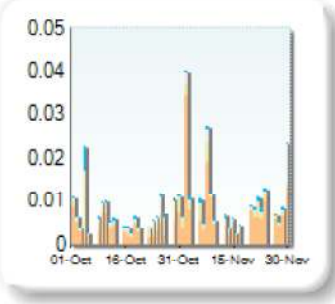


Best Price % measures how often each venue posts an absolute best price (no ties) for stocks. The result is averaged over the stocks in the index and is based on measurements of the order book every 5 seconds.

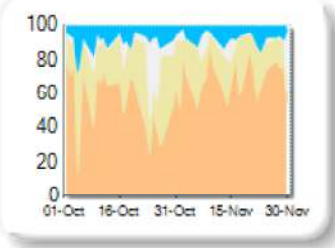
Market Share

Rank	Venue	Market Share	Change
1	XMAD	70.56%	+18.65
2	CEUX	16.41%	-13.01
3	TQEX	7.49%	-0.86
4	AQEU	5.53%	-4.69
5	BATE	0.02%	0.00

Volume Trend



Market Share Trend



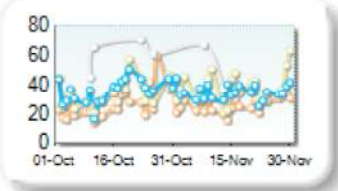
Market share is based on on-book value traded during continuous trading. The share is calculated by averaging over all stocks in the index. The current value shown is for last week and the change is relative to the previous week.

Spreads

At touch

Rank	Venue	Spread (bps)	Change
1	XMAD	25.74	+0.03
2	AQEU	34.63	-3.11
3	CEUX	37.76	+1.03
4	TQEX	97.27	-1.85

Monthly Spread Trend



25k EUR deal

Rank	Venue	Spread (bps)	Change
1	XMAD	74.74	+6.16
2	CEUX	239.88	-51.01

Monthly Spread Trend



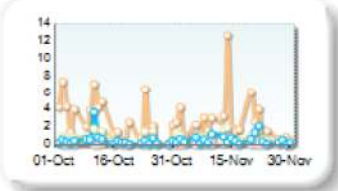
Spreads measure the bid to offer spread of the best visible orders in the book. The result is averaged over the stocks in the index and is based on measurements of the order books every 30 seconds. The value for the spread is quoted in basis points (0.01%).

Book Depths

10BPS Depth (top of book)

Rank	Venue	Depth (1K EUR)	Change
1	XMAD	2.6	-0.2
2	CEUX	0.7	+0.1
3	AQEU	0.5	+0.0
4	TQEX	0.1	0.0

Monthly Depth Trend



50BPS Depth (deeper into book)

Rank	Venue	Depth (1K EUR)	Change
1	XMAD	67.8	-9.2
2	CEUX	9.7	+2.9
3	AQEU	6.8	+1.4
4	TQEX	3.1	-0.5

Monthly Depth Trend



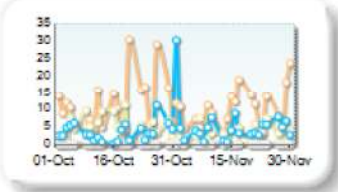
Market depth measures the amount of visible liquidity (bids and offers) in the order book within 10 or 50 BPS of mid price. The result is averaged over the stocks in the index and is based on measurements of the order book every 30 seconds. This is quoted in '000s of EUR.

Best Prices

At touch

Rank	Venue	Best Price (%)	Change
1	XMAD	10.17	-3.27
2	AQEU	5.30	+0.39
3	CEUX	2.81	-1.63
4	TQEX	0.05	-0.01
5	CHIX	0.00	+0.00
6	BATE	0.00	+0.00
7	AQXE	0.00	+0.00

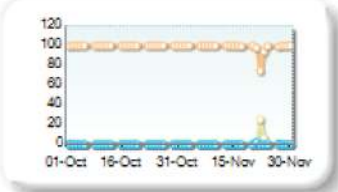
Best Prices Trend



25k EUR deal

Rank	Venue	Best Price (%)	Change
1	XMAD	98.32	-1.62
2	CEUX	1.49	+1.49
3	AQEU	0.14	+0.12
4	CHIX	0.00	+0.00
5	BATE	0.00	+0.00
6	AQXE	0.00	+0.00
7	TQEX	0.00	+0.00

Best Prices Trend

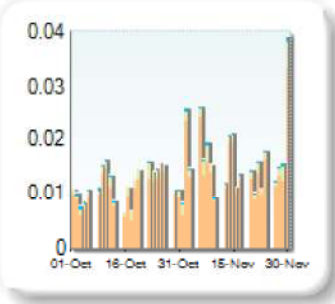


Best Price % measures how often each venue posts an absolute best price (no ties) for stocks. The result is averaged over the stocks in the index and is based on measurements of the order book every 5 seconds.

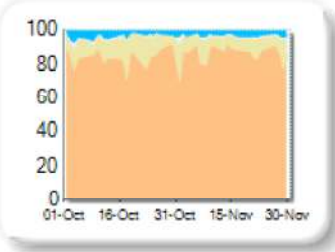
Market Share

Rank	Venue	Market Share	Change
1	XMAD	86.57%	+1.98
2	CEUX	9.39%	-1.82
3	AQEU	2.85%	-0.25
4	TQEX	1.19%	+0.09

Volume Trend



Market Share Trend



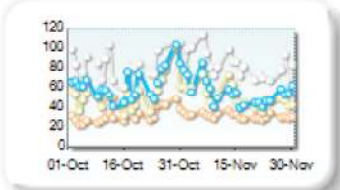
Market share is based on on-book value traded during continuous trading. The share is calculated by averaging over all stocks in the index. The current value shown is for last week and the change is relative to the previous week.

Spreads

At touch

Rank	Venue	Spread (bps)	Change
1	XMAD	31.67	-0.54
2	CEUX	50.92	-2.81
3	AQEU	55.58	-8.67
4	TQEX	86.00	-3.54
5	XWBO	160.24	-17.69

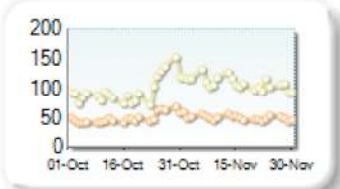
Monthly Spread Trend



25k EUR deal

Rank	Venue	Spread (bps)	Change
1	XMAD	49.93	+0.83
2	CEUX	108.92	+13.24

Monthly Spread Trend



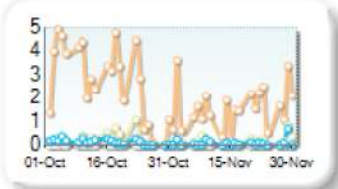
Spreads measure the bid to offer spread of the best visible orders in the book. The result is averaged over the stocks in the index and is based on measurements of the order books every 30 seconds. The value for the spread is quoted in basis points (0.01%).

Book Depths

10BPS Depth (top of book)

Rank	Venue	Depth (1K EUR)	Change
1	XMAD	1.6	-1.2
2	CEUX	0.2	-0.1
3	AQEU	0.1	0.0
4	TQEX	0.0	+0.0

Monthly Depth Trend



50BPS Depth (deeper into book)

Rank	Venue	Depth (1K EUR)	Change
1	XMAD	196.4	-33.3
2	CEUX	22.7	-9.7
3	AQEU	11.3	+3.8
4	TQEX	3.0	-0.3

Monthly Depth Trend




Market depth measures the amount of visible liquidity (bids and offers) in the order book within 10 or 50 BPS of mid price. The result is averaged over the stocks in the index and is based on measurements of the order book every 30 seconds. This is quoted in '000s of EUR.

Best Prices

At touch

Rank	Venue	Best Price (%)	Change
1	XMAD	24.83	-6.24
2	CEUX	5.07	+0.32
3	AQEU	4.77	+1.97
4	TQEX	0.31	-0.34
5	BATE	0.00	+0.00


Best Prices Trend



25k EUR deal

Rank	Venue	Best Price (%)	Change
1	XMAD	99.73	+0.59
2	CEUX	0.19	-0.62
3	AQEU	0.03	+0.03
4	BATE	0.00	+0.00
5	TQEX	0.00	+0.00

Best Prices Trend

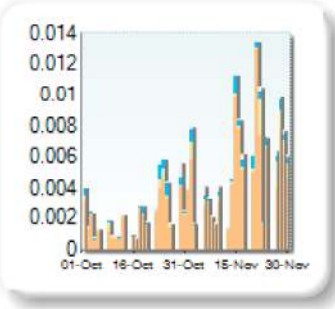


Best Price % measures how often each venue posts an absolute best price (no ties) for stocks. The result is averaged over the stocks in the index and is based on measurements of the order book every 5 seconds.

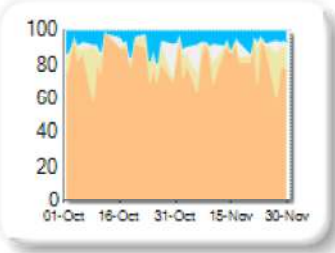
Market Share

Rank	Venue	Market Share	Change
1	XMAD	81.57%	+2.05
2	CEUX	8.50%	+1.17
3	AQEU	6.58%	-2.98
4	TQEX	3.34%	-0.26
5	BATE	0.02%	+0.02

Volume Trend



Market Share Trend



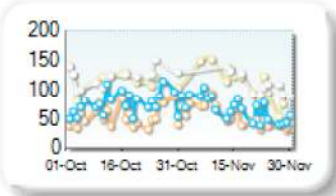
Market share is based on on-book value traded during continuous trading. The share is calculated by averaging over all stocks in the index. The current value shown is for last week and the change is relative to the previous week.

Spreads

At touch

Rank	Venue	Spread (bps)	Change
1	XMAD	55.51	+1.28
2	AQEU	66.97	-8.75
3	CEUX	132.72	-22.20
4	TQEX	149.42	-22.40

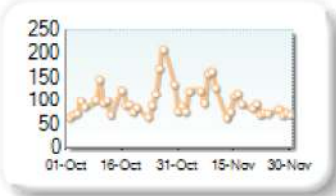
Monthly Spread Trend



25k EUR deal

Rank	Venue	Spread (bps)	Change
1	XMAD	95.31	-6.15

Monthly Spread Trend




Spreads measure the bid to offer spread of the best visible orders in the book. The result is averaged over the stocks in the index and is based on measurements of the order books every 30 seconds. The value for the spread is quoted in basis points (0.01%).

Book Depths

10BPS Depth (top of book)

Rank	Venue	Depth (1K EUR)	Change
1	XMAD	3.3	+1.1
2	AQEU	0.6	+0.3
3	CEUX	0.5	+0.2
4	TQEX	0.1	+0.0
5	BATE	0.1	+0.0

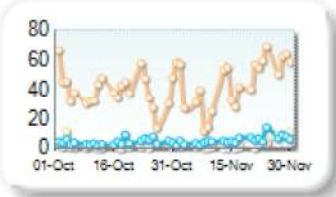
Monthly Depth Trend



50BPS Depth (deeper into book)

Rank	Venue	Depth (1K EUR)	Change
1	XMAD	44.7	+5.4
2	AQEU	5.5	+1.2
3	CEUX	3.1	+1.3
4	TQEX	1.6	+0.6
5	BATE	1.6	+0.1

Monthly Depth Trend



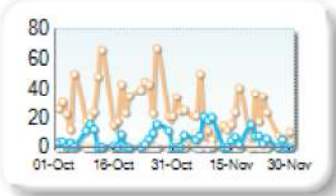
Market depth measures the amount of visible liquidity (bids and offers) in the order book within 10 or 50 BPS of mid price. The result is averaged over the stocks in the index and is based on measurements of the order book every 30 seconds. This is quoted in '000s of EUR.

Best Prices

At touch

Rank	Venue	Best Price (%)	Change
1	XMAD	19.66	-11.13
2	AQEU	6.41	-1.65
3	CEUX	1.18	+0.54
4	TQEX	0.19	+0.20
5	BATE	0.00	+0.00

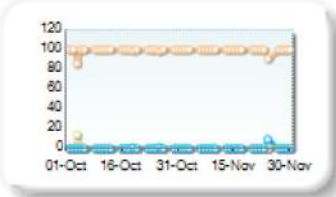
Best Prices Trend



25k EUR deal

Rank	Venue	Best Price (%)	Change
1	XMAD	99.53	+0.31
2	AQEU	0.41	+0.31
3	CEUX	0.01	-0.61
4	BATE	0.00	+0.00
5	TQEX	0.00	+0.00

Best Prices Trend

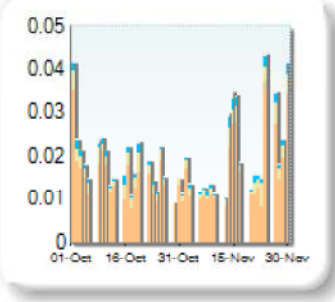


Best Price % measures how often each venue posts an absolute best price (no ties) for stocks. The result is averaged over the stocks in the index and is based on measurements of the order book every 5 seconds.

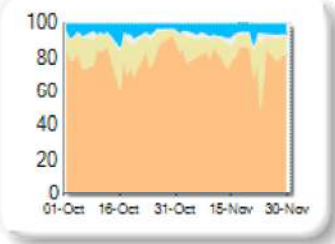
Market Share

Rank	Venue	Market Share	Change
1	XMAD	79.57%	-0.66
2	CEUX	11.86%	-0.48
3	AQEU	6.01%	+0.57
4	TQEX	2.53%	+0.54
5	CHIX	0.03%	+0.03

Volume Trend



Market Share Trend



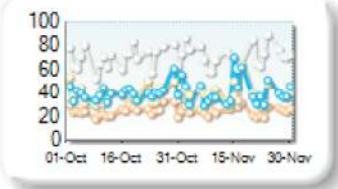
Market share is based on on-book value traded during continuous trading. The share is calculated by averaging over all stocks in the index. The current value shown is for last week and the change is relative to the previous week.

Spreads

At touch

Rank	Venue	Spread (bps)	Change
1	XMAD	25.18	+0.48
2	CEUX	39.50	+0.21
3	AQEU	40.77	+0.73
4	TQEX	74.90	+2.11
5	XWBO	144.13	-1.74

Monthly Spread Trend



25k EUR deal

Rank	Venue	Spread (bps)	Change
1	XMAD	47.44	+1.54
2	CEUX	175.35	-13.10
3	XWBO	198.40	-40.53

Monthly Spread Trend



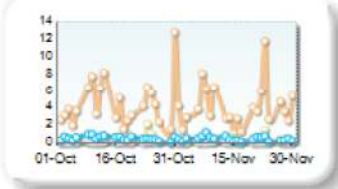
Spreads measure the bid to offer spread of the best visible orders in the book. The result is averaged over the stocks in the index and is based on measurements of the order books every 30 seconds. The value for the spread is quoted in basis points (0.01%).

Book Depths

10BPS Depth (top of book)

Rank	Venue	Depth (1K EUR)	Change
1	XMAD	4.1	-0.4
2	AQEU	0.4	-0.1
3	CEUX	0.4	-0.1
4	TQEX	0.0	0.0

Monthly Depth Trend



50BPS Depth (deeper into book)

Rank	Venue	Depth (1K EUR)	Change
1	XMAD	186.8	+13.2
2	AQEU	12.2	+1.1
3	CEUX	10.2	-0.6
4	TQEX	4.3	-0.4

Monthly Depth Trend




Market depth measures the amount of visible liquidity (bids and offers) in the order book within 10 or 50 BPS of mid price. The result is averaged over the stocks in the index and is based on measurements of the order book every 30 seconds. This is quoted in '000s of EUR.

Best Prices

At touch

Rank	Venue	Best Price (%)	Change
1	XMAD	21.65	-1.99
2	AQEU	4.63	+2.09
3	CEUX	3.25	-0.86
4	TQEX	0.27	-0.10
5	CHIX	0.00	+0.00
6	BATE	0.00	+0.00


Best Prices Trend



25k EUR deal

Rank	Venue	Best Price (%)	Change
1	XMAD	99.50	-0.11
2	AQEU	0.27	+0.25
3	CEUX	0.18	-0.13
4	CHIX	0.00	+0.00
5	BATE	0.00	+0.00
6	TQEX	0.00	+0.00

Best Prices Trend

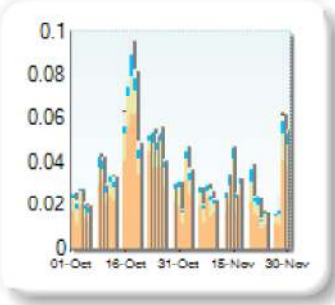


Best Price % measures how often each venue posts an absolute best price (no ties) for stocks. The result is averaged over the stocks in the index and is based on measurements of the order book every 5 seconds.

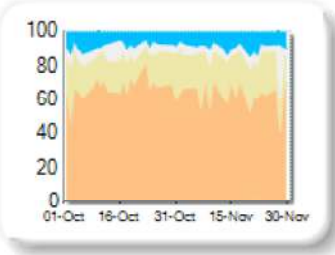
Market Share

Rank	Venue	Market Share	Change
1	XMAD	63.61%	-4.67
2	CEUX	21.16%	+3.26
3	AQEU	9.32%	+1.41
4	TQEX	5.76%	-0.05
5	BATE	0.11%	+0.11
6	CHIX	0.04%	-0.06

Volume Trend



Market Share Trend



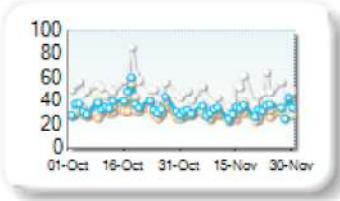
Market share is based on on-book value traded during continuous trading. The share is calculated by averaging over all stocks in the index. The current value shown is for last week and the change is relative to the previous week.

Spreads

At touch

Rank	Venue	Spread (bps)	Change
1	XMAD	27.34	-2.59
2	CEUX	30.29	-4.95
3	AQEU	32.04	-4.09
4	TQEX	47.20	-5.90

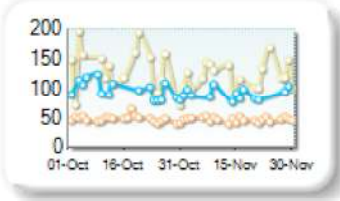
Monthly Spread Trend



25k EUR deal

Rank	Venue	Spread (bps)	Change
1	XMAD	46.93	-0.92
2	AQEU	90.53	-6.47
3	CEUX	134.88	-9.55

Monthly Spread Trend



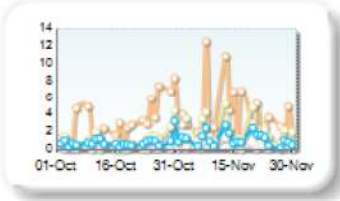
Spreads measure the bid to offer spread of the best visible orders in the book. The result is averaged over the stocks in the index and is based on measurements of the order books every 30 seconds. The value for the spread is quoted in basis points (0.01%).

Book Depths

10BPS Depth (top of book)

Rank	Venue	Depth (1K EUR)	Change
1	XMAD	4.0	+0.9
2	CEUX	2.2	+1.1
3	AQEU	1.2	+0.4
4	TQEX	0.3	+0.1

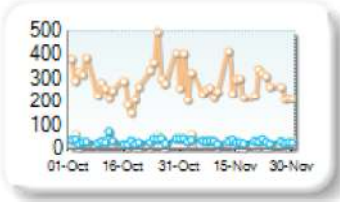
Monthly Depth Trend



50BPS Depth (deeper into book)

Rank	Venue	Depth (1K EUR)	Change
1	XMAD	272.6	-22.5
2	AQEU	31.4	-2.5
3	CEUX	31.3	-2.7
4	TQEX	14.2	-3.3

Monthly Depth Trend



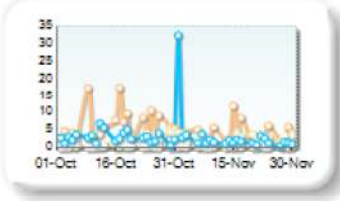
Market depth measures the amount of visible liquidity (bids and offers) in the order book within 10 or 50 BPS of mid price. The result is averaged over the stocks in the index and is based on measurements of the order book every 30 seconds. This is quoted in '000s of EUR.

Best Prices

At touch

Rank	Venue	Best Price (%)	Change
1	XMAD	3.86	-2.48
2	AQEU	3.10	+0.33
3	CEUX	2.06	+0.29
4	TQEX	0.30	+0.24
5	CHIX	0.00	+0.00
6	BATE	0.00	+0.00


Best Prices Trend



25k EUR deal

Rank	Venue	Best Price (%)	Change
1	XMAD	88.90	-2.04
2	CEUX	7.23	+2.73
3	AQEU	3.23	+0.11
4	TQEX	0.48	-0.09
5	CHIX	0.00	+0.00
6	BATE	0.00	+0.00

Best Prices Trend

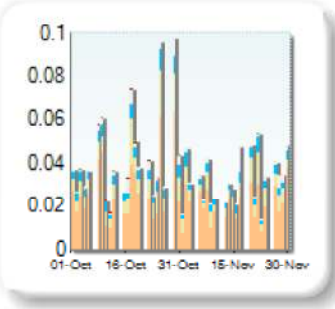


Best Price % measures how often each venue posts an absolute best price (no ties) for stocks. The result is averaged over the stocks in the index and is based on measurements of the order book every 5 seconds.

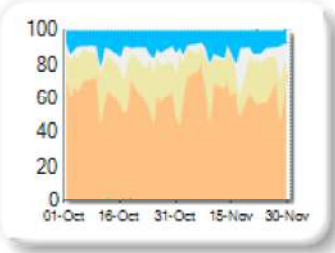
Market Share

Rank	Venue	Market Share	Change
1	XMAD	63.34%	+1.47
2	CEUX	19.42%	-1.18
3	AQEU	10.49%	+0.26
4	TQEX	6.72%	-0.08
5	BATE	0.03%	-0.12

Volume Trend



Market Share Trend



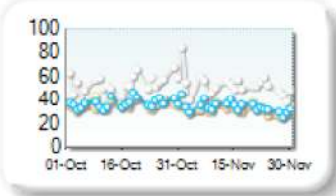
Market share is based on on-book value traded during continuous trading. The share is calculated by averaging over all stocks in the index. The current value shown is for last week and the change is relative to the previous week.

Spreads

At touch

Rank	Venue	Spread (bps)	Change
1	XMAD	31.84	-2.77
2	AQEU	34.06	-3.15
3	CEUX	34.09	-3.41
4	TQEX	52.56	-1.85
5	XWBO	431.56	-4.12

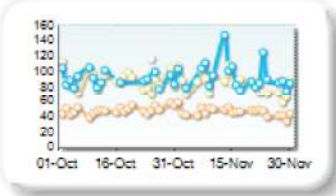
Monthly Spread Trend



25k EUR deal

Rank	Venue	Spread (bps)	Change
1	XMAD	46.78	-2.13
2	CEUX	84.38	-4.47
3	AQEU	95.09	+4.10
4	XWBO	462.60	+2.92

Monthly Spread Trend



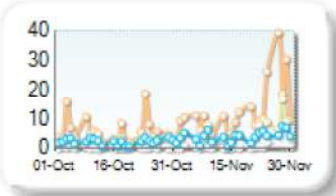
Spreads measure the bid to offer spread of the best visible orders in the book. The result is averaged over the stocks in the index and is based on measurements of the order books every 30 seconds. The value for the spread is quoted in basis points (0.01%).

Book Depths

10BPS Depth (top of book)

Rank	Venue	Depth (1K EUR)	Change
1	XMAD	12.1	+6.1
2	CEUX	4.6	+2.5
3	AQEU	3.9	+1.6
4	TQEX	0.6	+0.3

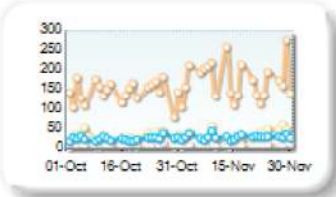
Monthly Depth Trend



50BPS Depth (deeper into book)

Rank	Venue	Depth (1K EUR)	Change
1	XMAD	174.0	+27.3
2	CEUX	35.2	+3.2
3	AQEU	30.9	+4.2
4	TQEX	10.5	-0.1

Monthly Depth Trend



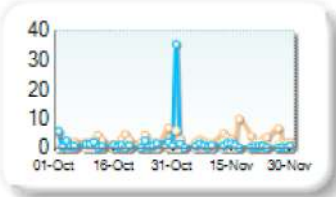
Market depth measures the amount of visible liquidity (bids and offers) in the order book within 10 or 50 BPS of mid price. The result is averaged over the stocks in the index and is based on measurements of the order book every 30 seconds. This is quoted in '000s of EUR.

Best Prices

At touch

Rank	Venue	Best Price (%)	Change
1	XMAD	2.92	+1.39
2	AQEU	2.38	+2.47
3	CEUX	1.11	+0.19
4	TQEX	0.05	-0.03
5	CHIX	0.00	+0.00
6	BATE	0.00	+0.00
7	AQXE	0.00	+0.00

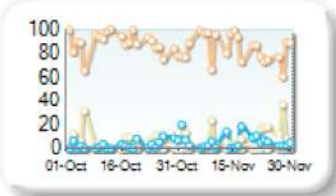
Best Prices Trend



25k EUR deal

Rank	Venue	Best Price (%)	Change
1	XMAD	84.43	-4.45
2	CEUX	8.32	+1.46
3	AQEU	5.73	+2.65
4	TQEX	0.70	+0.45
5	CHIX	0.00	+0.00
6	BATE	0.00	+0.00
7	AQXE	0.00	+0.00

Best Prices Trend



Best Price % measures how often each venue posts an absolute best price (no ties) for stocks. The result is averaged over the stocks in the index and is based on measurements of the order book every 5 seconds.