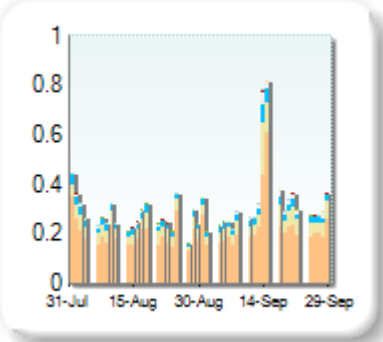


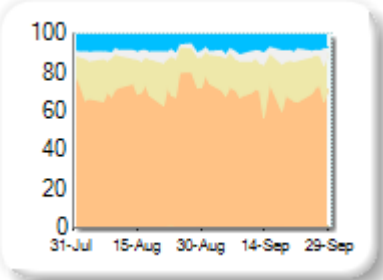
Market Share

Rank	Venue	Market Share	Change
1	XMAD	67.76%	-3.35
2	CEUX	19.03%	+2.29
3	AQEU	8.05%	+0.05
4	TQEX	5.00%	+1.12
5	CHIX	0.07%	+0.06
6	BATE	0.05%	-0.16
7	TRQX	0.04%	-0.01
8	AQXE	0.00%	+0.00

Volume Trend



Market Share Trend



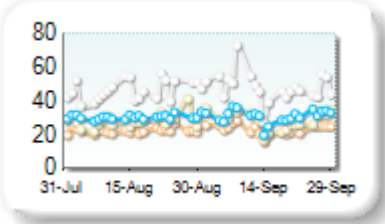
Market share is based on on-book value traded during continuous trading. The share is calculated by averaging over all stocks in the index. The current value shown is for last week and the change is relative to the previous week.

Spreads

At touch

Rank	Venue	Spread (bps)	Change
1	XMAD	23.12	+0.58
2	CEUX	28.67	+0.27
3	AQEU	30.76	+0.51
4	TQEX	47.81	-1.82

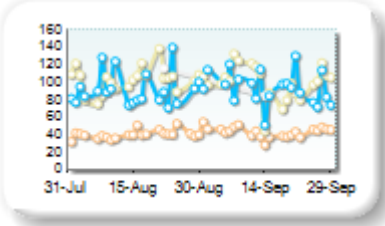
Monthly Spread Trend



25k EUR deal

Rank	Venue	Spread (bps)	Change
1	XMAD	43.13	+1.55
2	TQEX	84.85	-31.54
3	AQEU	94.13	+1.82
4	CEUX	99.98	-6.15

Monthly Spread Trend



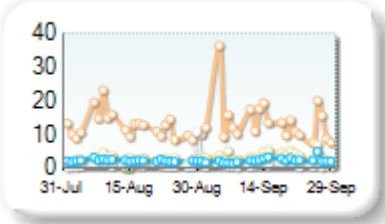
Spreads measure the bid to offer spread of the best visible orders in the book. The result is averaged over the stocks in the index and is based on measurements of the order books every 30 seconds. The value for the spread is quoted in basis points (0.01%).

Book Depths

10BPS Depth (top of book)

Rank	Venue	Depth (1K EUR)	Change
1	XMAD	13.9	+1.5
2	CEUX	3.7	+1.0
3	AQEU	2.4	+0.1
4	TQEX	1.1	-0.4

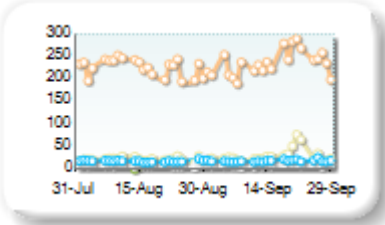
Monthly Depth Trend



50BPS Depth (deeper into book)

Rank	Venue	Depth (1K EUR)	Change
1	XMAD	236.4	+10.6
2	CEUX	30.9	+8.0
3	AQEU	18.6	+0.5
4	TQEX	9.8	+0.2
5	BATE	0.8	-2.6

Monthly Depth Trend



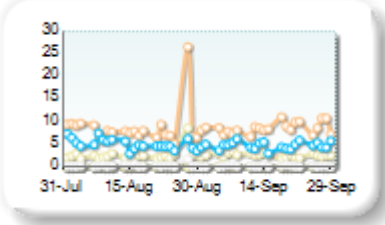
Market depth measures the amount of visible liquidity (bids and offers) in the order book within 10 or 50 BPS of mid price. The result is averaged over the stocks in the index and is based on measurements of the order book every 30 seconds. This is quoted in '000s of EUR.

Best Prices

At touch

Rank	Venue	Best Price (%)	Change
1	XMAD	8.62	+0.07
2	AQEU	4.76	-0.56
3	CEUX	2.64	-0.06
4	TQEX	0.23	-0.12
5	CHIX	0.00	+0.00
6	TRQX	0.00	+0.00
7	BATE	0.00	-0.07
8	AQXE	0.00	+0.00


Best Prices Trend



25k EUR deal

Rank	Venue	Best Price (%)	Change
1	XMAD	96.45	-0.89
2	CEUX	2.00	+0.72
3	AQEU	0.81	+0.06
4	TQEX	0.08	-0.01
5	CHIX	0.00	+0.00
6	TRQX	0.00	+0.00
7	BATE	0.00	+0.00
8	AQXE	0.00	+0.00

Best Prices Trend

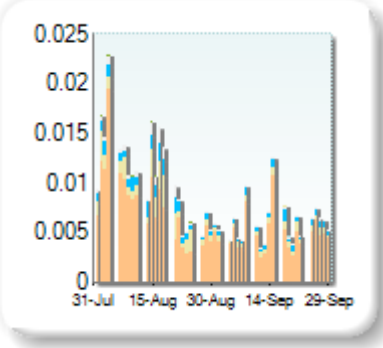


Best Price % measures how often each venue posts an absolute best price (no ties) for stocks. The result is averaged over the stocks in the index and is based on measurements of the order book every 5 seconds.

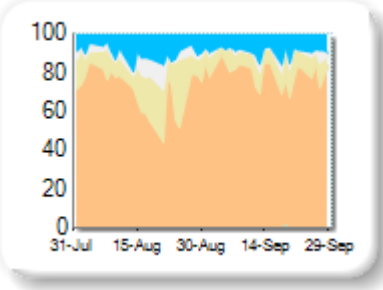
Market Share

Rank	Venue	Market Share	Change
1	XMAD	79.37%	+8.00
2	CEUX	9.25%	-4.70
3	AQEU	9.15%	-0.56
4	TQEX	2.12%	-2.79
5	TRQX	0.09%	+0.09
6	AQXE	0.01%	+0.01

Volume Trend



Market Share Trend



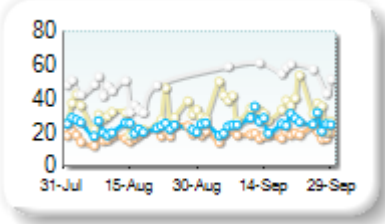
Market share is based on on-book value traded during continuous trading. The share is calculated by averaging over all stocks in the index. The current value shown is for last week and the change is relative to the previous week.

Spreads

At touch

Rank	Venue	Spread (bps)	Change
1	XMAD	18.92	+0.42
2	AQEU	25.50	+2.44
3	CEUX	35.31	+5.66
4	TQEX	73.44	+17.64

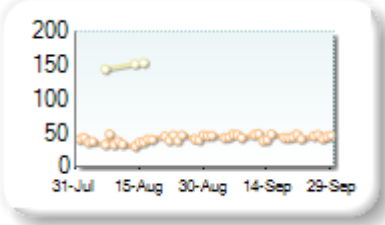
Monthly Spread Trend



25k EUR deal

Rank	Venue	Spread (bps)	Change
1	XMAD	44.88	+4.80

Monthly Spread Trend



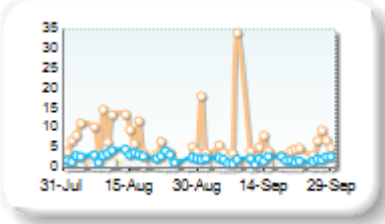
Spreads measure the bid to offer spread of the best visible orders in the book. The result is averaged over the stocks in the index and is based on measurements of the order books every 30 seconds. The value for the spread is quoted in basis points (0.01%).

Book Depths

10BPS Depth (top of book)

Rank	Venue	Depth (1K EUR)	Change
1	XMAD	6.0	-1.3
2	AQEU	1.9	-0.9
3	CEUX	0.6	-0.6
4	TQEX	0.1	-0.3

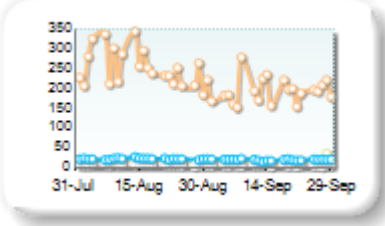
Monthly Depth Trend



50BPS Depth (deeper into book)

Rank	Venue	Depth (1K EUR)	Change
1	XMAD	193.7	-58.7
2	AQEU	18.9	-2.4
3	CEUX	9.3	-1.4
4	TQEX	5.0	-1.6

Monthly Depth Trend



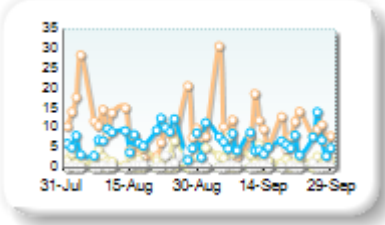
Market depth measures the amount of visible liquidity (bids and offers) in the order book within 10 or 50 BPS of mid price. The result is averaged over the stocks in the index and is based on measurements of the order book every 30 seconds. This is quoted in '000s of EUR.

Best Prices

At touch

Rank	Venue	Best Price (%)	Change
1	XMAD	10.46	-2.98
2	AQEU	6.36	-0.33
3	CEUX	2.57	+1.09
4	TQEX	0.44	-0.10
5	TRQX	0.00	+0.00
6	BATE	0.00	-0.01
7	AQXE	0.00	+0.00


Best Prices Trend



25k EUR deal

Rank	Venue	Best Price (%)	Change
1	XMAD	99.85	+0.30
2	CEUX	0.07	-0.06
3	AQEU	0.04	-0.21
4	TRQX	0.00	+0.00
5	BATE	0.00	+0.00
6	AQXE	0.00	+0.00
7	TQEX	0.00	+0.00

Best Prices Trend

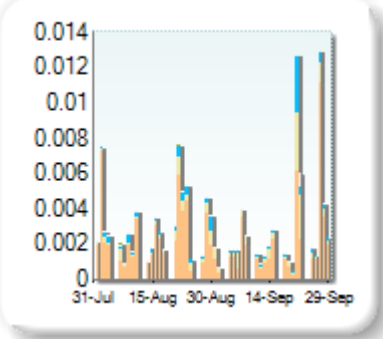


Best Price % measures how often each venue posts an absolute best price (no ties) for stocks. The result is averaged over the stocks in the index and is based on measurements of the order book every 5 seconds.

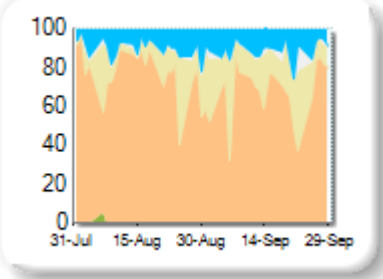
Market Share

Rank	Venue	Market Share	Change
1	XMAD	67.45%	-11.68
2	CEUX	18.89%	+8.29
3	AQEU	11.68%	+2.51
4	TQEX	1.98%	+1.07

Volume Trend



Market Share Trend



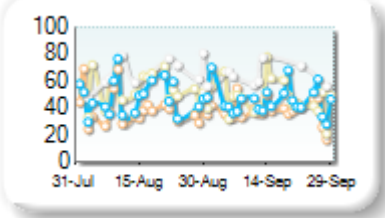
Market share is based on on-book value traded during continuous trading. The share is calculated by averaging over all stocks in the index. The current value shown is for last week and the change is relative to the previous week.

Spreads

At touch

Rank	Venue	Spread (bps)	Change
1	XMAD	38.40	-6.31
2	AQEU	45.59	-9.41
3	CEUX	47.42	-23.11
4	TQEX	86.99	-11.06

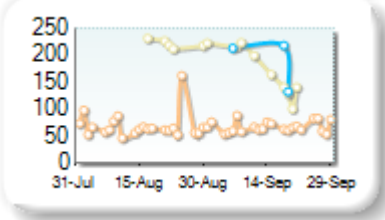
Monthly Spread Trend



25k EUR deal

Rank	Venue	Spread (bps)	Change
1	XMAD	67.35	-1.40
2	CEUX	210.27	-93.16
3	AQEU	228.07	-57.93

Monthly Spread Trend




Spreads measure the bid to offer spread of the best visible orders in the book. The result is averaged over the stocks in the index and is based on measurements of the order books every 30 seconds. The value for the spread is quoted in basis points (0.01%).

Book Depths

10BPS Depth (top of book)

Rank	Venue	Depth (1K EUR)	Change
1	XMAD	1.7	+0.7
2	CEUX	0.5	+0.2
3	AQEU	0.4	+0.1
4	TQEX	0.1	0.0

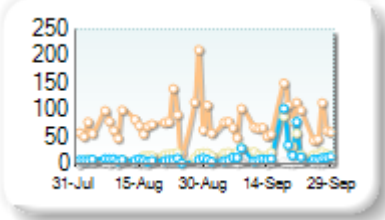
Monthly Depth Trend



50BPS Depth (deeper into book)

Rank	Venue	Depth (1K EUR)	Change
1	XMAD	77.0	-5.1
2	CEUX	25.7	+14.4
3	AQEU	19.8	+11.9
4	TQEX	4.1	+0.6

Monthly Depth Trend



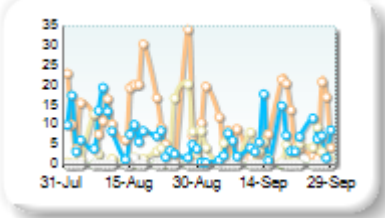
Market depth measures the amount of visible liquidity (bids and offers) in the order book within 10 or 50 BPS of mid price. The result is averaged over the stocks in the index and is based on measurements of the order book every 30 seconds. This is quoted in '000s of EUR.

Best Prices

At touch

Rank	Venue	Best Price (%)	Change
1	XMAD	8.83	-2.96
2	AQEU	5.84	+0.39
3	CEUX	2.97	-0.94
4	TQEX	0.02	-0.17
5	BATE	0.00	+0.00


Best Prices Trend



25k EUR deal

Rank	Venue	Best Price (%)	Change
1	XMAD	95.80	-3.84
2	CEUX	2.44	+2.20
3	AQEU	1.71	+1.64
4	BATE	0.00	+0.00
5	TQEX	0.00	+0.00

Best Prices Trend

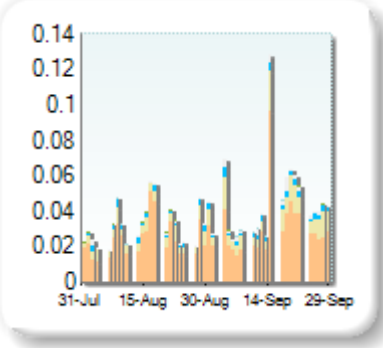


Best Price % measures how often each venue posts an absolute best price (no ties) for stocks. The result is averaged over the stocks in the index and is based on measurements of the order book every 5 seconds.

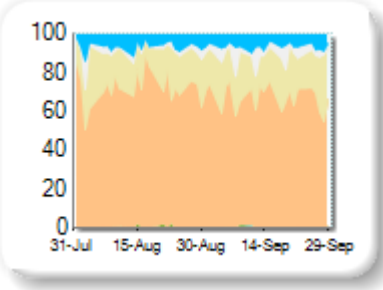
Market Share

Rank	Venue	Market Share	Change
1	XMAD	66.99%	-6.26
2	CEUX	21.60%	+4.49
3	AQEU	6.25%	-0.12
4	TQEX	4.98%	+2.23
5	TRQX	0.13%	+0.07
6	BATE	0.05%	-0.40

Volume Trend



Market Share Trend



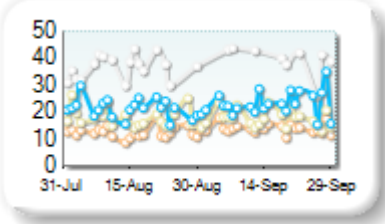
Market share is based on on-book value traded during continuous trading. The share is calculated by averaging over all stocks in the index. The current value shown is for last week and the change is relative to the previous week.

Spreads

At touch

Rank	Venue	Spread (bps)	Change
1	XMAD	13.95	+1.46
2	CEUX	17.76	+0.09
3	AQEU	23.23	+1.96
4	TQEX	47.03	+7.79


Monthly Spread Trend



25k EUR deal

Rank	Venue	Spread (bps)	Change
1	XMAD	28.47	+3.64
2	CEUX	82.29	+6.38
3	AQEU	102.24	+12.07

Monthly Spread Trend



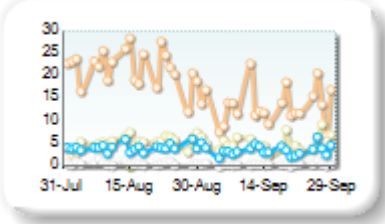
Spreads measure the bid to offer spread of the best visible orders in the book. The result is averaged over the stocks in the index and is based on measurements of the order books every 30 seconds. The value for the spread is quoted in basis points (0.01%).

Book Depths

10BPS Depth (top of book)

Rank	Venue	Depth (1K EUR)	Change
1	XMAD	13.4	-8.0
2	CEUX	5.2	-0.2
3	AQEU	3.6	-0.7
4	TQEX	0.5	-0.2

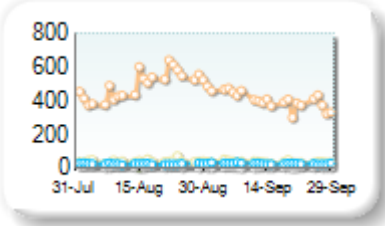
Monthly Depth Trend



50BPS Depth (deeper into book)

Rank	Venue	Depth (1K EUR)	Change
1	XMAD	400.9	-91.8
2	CEUX	38.5	-3.3
3	AQEU	27.4	+0.8
4	TQEX	8.5	-3.7

Monthly Depth Trend



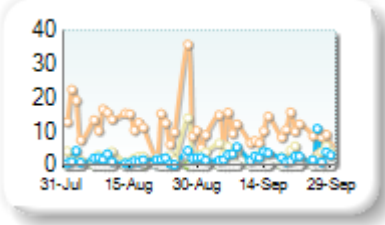
Market depth measures the amount of visible liquidity (bids and offers) in the order book within 10 or 50 BPS of mid price. The result is averaged over the stocks in the index and is based on measurements of the order book every 30 seconds. This is quoted in '000s of EUR.

Best Prices

At touch

Rank	Venue	Best Price (%)	Change
1	XMAD	9.72	-4.58
2	CEUX	3.50	+0.06
3	AQEU	2.87	+0.53
4	TQEX	0.06	-0.15
5	TRQX	0.00	+0.00
6	BATE	0.00	-0.12


Best Prices Trend



25k EUR deal

Rank	Venue	Best Price (%)	Change
1	XMAD	97.96	-0.51
2	CEUX	1.72	+0.43
3	AQEU	0.29	+0.10
4	TRQX	0.00	+0.00
5	BATE	0.00	+0.00
6	TQEX	0.00	+0.00

Best Prices Trend

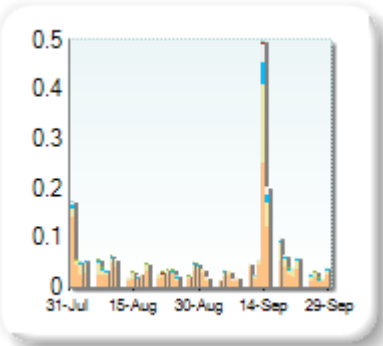


Best Price % measures how often each venue posts an absolute best price (no ties) for stocks. The result is averaged over the stocks in the index and is based on measurements of the order book every 5 seconds.

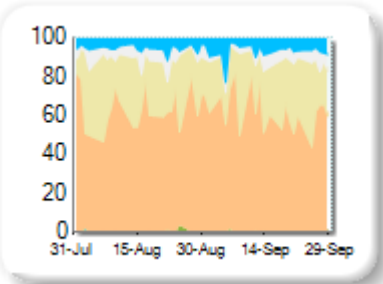
Market Share

Rank	Venue	Market Share	Change
1	XMAD	57.62%	-7.96
2	CEUX	27.81%	+4.63
3	AQEU	7.85%	+2.31
4	TQEX	6.35%	+0.95
5	CHIX	0.25%	+0.25
6	TRQX	0.07%	-0.03
7	BATE	0.06%	-0.15
8	AQXE	0.01%	+0.01

Volume Trend



Market Share Trend



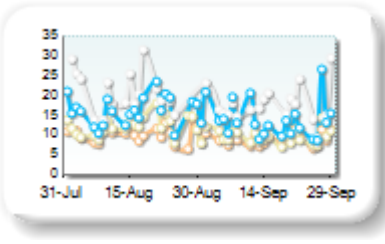
Market share is based on on-book value traded during continuous trading. The share is calculated by averaging over all stocks in the index. The current value shown is for last week and the change is relative to the previous week.

Spreads

At touch

Rank	Venue	Spread (bps)	Change
1	XMAD	8.87	-1.35
2	CEUX	9.56	-2.56
3	AQEU	13.80	-2.37
4	TQEX	20.30	-5.24

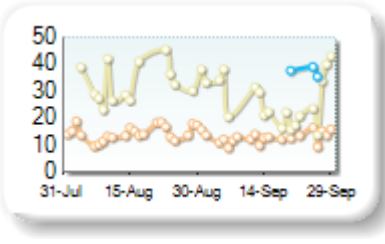
Monthly Spread Trend



25k EUR deal

Rank	Venue	Spread (bps)	Change
1	XMAD	12.96	-1.65
2	CEUX	31.42	-14.38
3	AQEU	50.02	-16.49
4	TQEX	84.85	n/a

Monthly Spread Trend



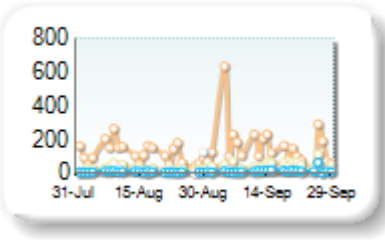
Spreads measure the bid to offer spread of the best visible orders in the book. The result is averaged over the stocks in the index and is based on measurements of the order books every 30 seconds. The value for the spread is quoted in basis points (0.01%).

Book Depths

10BPS Depth (top of book)

Rank	Venue	Depth (1K EUR)	Change
1	XMAD	166.5	+47.7
2	CEUX	45.5	+18.3
3	AQEU	14.2	+5.3
4	TQEX	11.2	-2.0

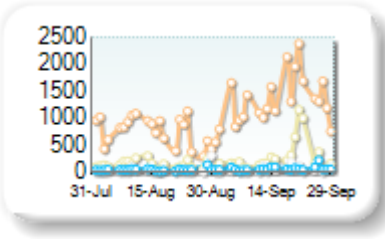
Monthly Depth Trend



50BPS Depth (deeper into book)

Rank	Venue	Depth (1K EUR)	Change
1	XMAD	1,353.1	+591.6
2	CEUX	288.5	+149.2
3	AQEU	67.2	+19.8
4	TQEX	55.0	+11.7

Monthly Depth Trend



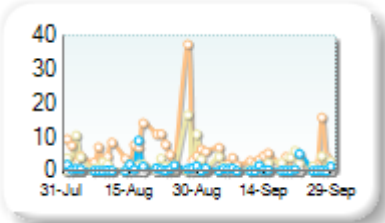
Market depth measures the amount of visible liquidity (bids and offers) in the order book within 10 or 50 BPS of mid price. The result is averaged over the stocks in the index and is based on measurements of the order book every 30 seconds. This is quoted in '000s of EUR.

Best Prices

At touch

Rank	Venue	Best Price (%)	Change
1	XMAD	3.57	-2.16
2	CEUX	1.74	-1.15
3	AQEU	0.59	-0.64
4	TQEX	0.08	-0.14
5	CHIX	0.00	+0.00
6	TRQX	0.00	+0.00
7	BATE	0.00	0.00
8	AQXE	0.00	+0.00

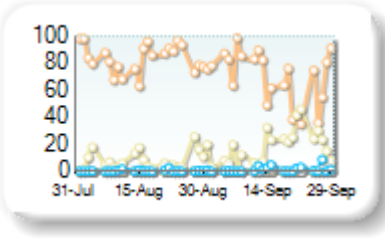
Best Prices Trend



25k EUR deal

Rank	Venue	Best Price (%)	Change
1	XMAD	69.00	-14.08
2	CEUX	18.21	+9.83
3	AQEU	1.38	+0.97
4	TQEX	0.78	+0.44
5	CHIX	0.00	+0.00
6	TRQX	0.00	+0.00
7	BATE	0.00	+0.00
8	AQXE	0.00	+0.00

Best Prices Trend

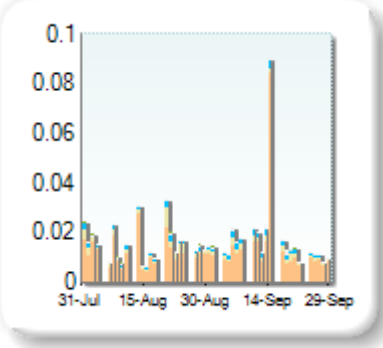


Best Price % measures how often each venue posts an absolute best price (no ties) for stocks. The result is averaged over the stocks in the index and is based on measurements of the order book every 5 seconds.

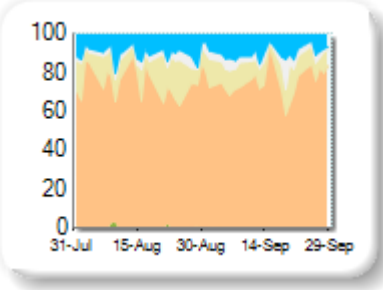
Market Share

Rank	Venue	Market Share	Change
1	XMAD	78.14%	+3.45
2	AQEU	9.24%	-0.33
3	CEUX	9.03%	-3.54
4	TQEX	3.56%	+0.77
5	BATE	0.03%	-0.36
6	TRQX	0.01%	+0.01

Volume Trend



Market Share Trend



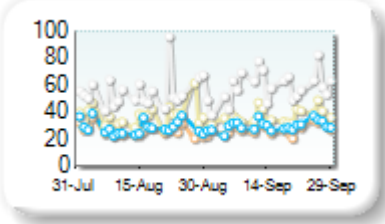
Market share is based on on-book value traded during continuous trading. The share is calculated by averaging over all stocks in the index. The current value shown is for last week and the change is relative to the previous week.

Spreads

At touch

Rank	Venue	Spread (bps)	Change
1	XMAD	28.11	+1.97
2	AQEU	30.01	+1.64
3	CEUX	36.52	-0.12
4	TQEX	59.23	-1.54

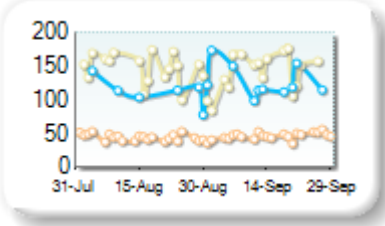
Monthly Spread Trend



25k EUR deal

Rank	Venue	Spread (bps)	Change
1	XMAD	46.68	+2.74
2	AQEU	134.49	+21.77
3	CEUX	155.60	+1.10

Monthly Spread Trend



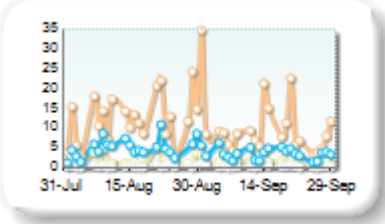
Spreads measure the bid to offer spread of the best visible orders in the book. The result is averaged over the stocks in the index and is based on measurements of the order books every 30 seconds. The value for the spread is quoted in basis points (0.01%).

Book Depths

10BPS Depth (top of book)

Rank	Venue	Depth (1K EUR)	Change
1	XMAD	9.0	-4.3
2	AQEU	3.4	-1.5
3	CEUX	1.3	-0.5
4	TQEX	0.2	-0.1

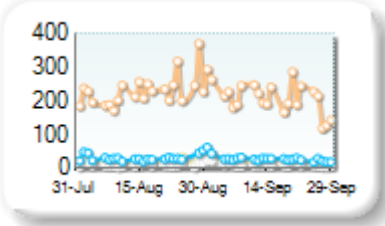
Monthly Depth Trend



50BPS Depth (deeper into book)

Rank	Venue	Depth (1K EUR)	Change
1	XMAD	204.7	-26.0
2	AQEU	26.6	-5.0
3	CEUX	17.2	-1.1
4	TQEX	9.4	-0.3

Monthly Depth Trend



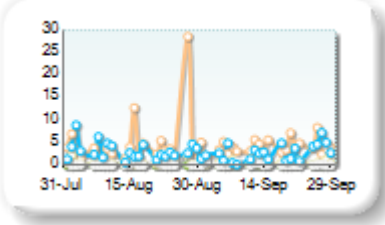
Market depth measures the amount of visible liquidity (bids and offers) in the order book within 10 or 50 BPS of mid price. The result is averaged over the stocks in the index and is based on measurements of the order book every 30 seconds. This is quoted in '000s of EUR.

Best Prices

At touch

Rank	Venue	Best Price (%)	Change
1	XMAD	3.98	-1.53
2	AQEU	2.80	-0.70
3	CEUX	0.39	-0.14
4	TQEX	0.18	-0.18
5	TRQX	0.00	+0.00
6	BATE	0.00	-0.04

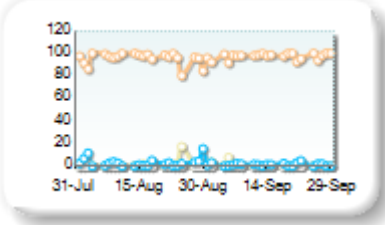
Best Prices Trend



25k EUR deal

Rank	Venue	Best Price (%)	Change
1	XMAD	97.40	+1.85
2	AQEU	1.45	-1.65
3	CEUX	0.67	-0.35
4	TQEX	0.01	+0.01
5	TRQX	0.00	+0.00
6	BATE	0.00	+0.00

Best Prices Trend

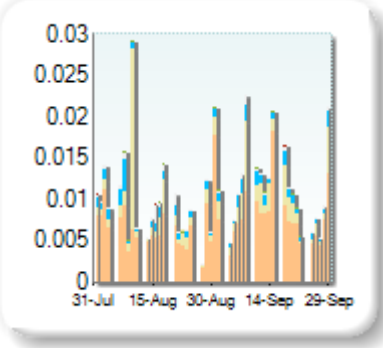


Best Price % measures how often each venue posts an absolute best price (no ties) for stocks. The result is averaged over the stocks in the index and is based on measurements of the order book every 5 seconds.

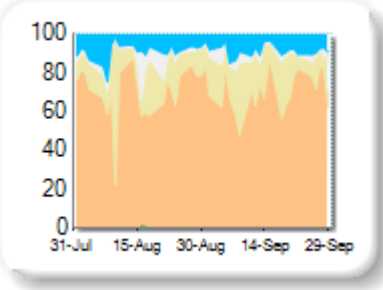
Market Share

Rank	Venue	Market Share	Change
1	XMAD	67.63%	+2.53
2	CEUX	20.37%	-1.03
3	AQEU	9.00%	-0.03
4	TQEX	2.95%	-1.27
5	CHIX	0.03%	-0.04
6	BATE	0.02%	-0.16

Volume Trend



Market Share Trend



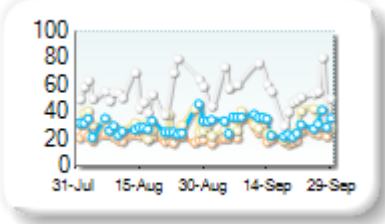
Market share is based on on-book value traded during continuous trading. The share is calculated by averaging over all stocks in the index. The current value shown is for last week and the change is relative to the previous week.

Spreads

At touch

Rank	Venue	Spread (bps)	Change
1	XMAD	23.34	+2.24
2	CEUX	29.45	-0.53
3	AQEU	31.16	+2.04
4	TQEX	64.21	-3.78

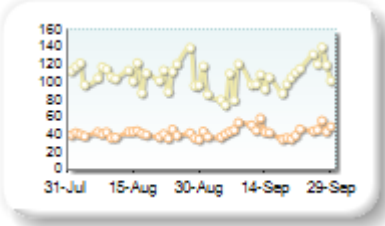
Monthly Spread Trend



25k EUR deal

Rank	Venue	Spread (bps)	Change
1	XMAD	44.77	+3.84
2	CEUX	104.41	-5.61

Monthly Spread Trend



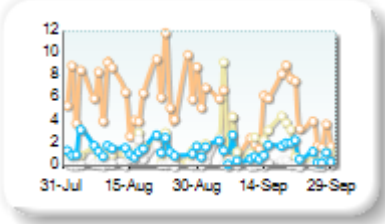
Spreads measure the bid to offer spread of the best visible orders in the book. The result is averaged over the stocks in the index and is based on measurements of the order books every 30 seconds. The value for the spread is quoted in basis points (0.01%).

Book Depths

10BPS Depth (top of book)

Rank	Venue	Depth (1K EUR)	Change
1	XMAD	4.4	-2.2
2	CEUX	2.2	+0.9
3	AQEU	1.2	-0.2
4	TQEX	0.3	-0.1

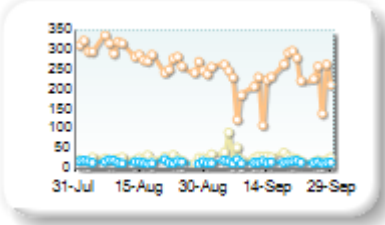
Monthly Depth Trend



50BPS Depth (deeper into book)

Rank	Venue	Depth (1K EUR)	Change
1	XMAD	227.2	-57.1
2	CEUX	31.0	+7.6
3	AQEU	15.4	-0.2
4	TQEX	7.4	-0.3
5	BATE	0.8	-0.2

Monthly Depth Trend



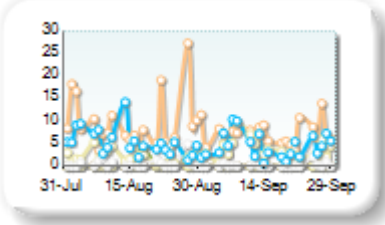
Market depth measures the amount of visible liquidity (bids and offers) in the order book within 10 or 50 BPS of mid price. The result is averaged over the stocks in the index and is based on measurements of the order book every 30 seconds. This is quoted in '000s of EUR.

Best Prices

At touch

Rank	Venue	Best Price (%)	Change
1	XMAD	6.81	-1.78
2	AQEU	4.61	-0.47
3	CEUX	3.77	+1.40
4	TQEX	0.31	-0.46
5	CHIX	0.00	+0.00
6	BATE	0.00	-0.27
7	AQXE	0.00	+0.00


Best Prices Trend



25k EUR deal

Rank	Venue	Best Price (%)	Change
1	XMAD	96.10	-3.83
2	CEUX	3.59	+3.58
3	AQEU	0.27	+0.27
4	CHIX	0.00	+0.00
5	BATE	0.00	+0.00
6	AQXE	0.00	+0.00
7	TQEX	0.00	+0.00

Best Prices Trend

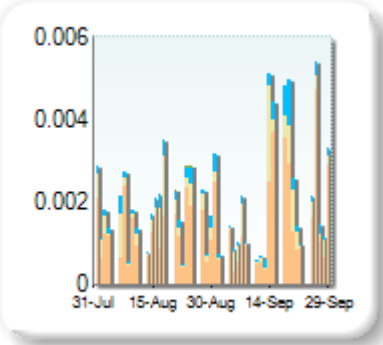


Best Price % measures how often each venue posts an absolute best price (no ties) for stocks. The result is averaged over the stocks in the index and is based on measurements of the order book every 5 seconds.

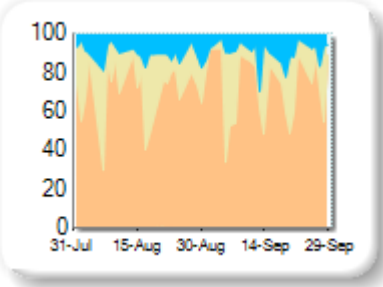
Market Share

Rank	Venue	Market Share	Change
1	XMAD	70.06%	+0.60
2	CEUX	19.52%	-0.05
3	AQEU	10.42%	-0.42

Volume Trend



Market Share Trend



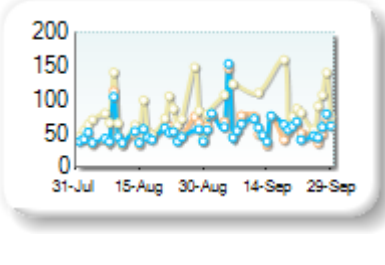
Market share is based on on-book value traded during continuous trading. The share is calculated by averaging over all stocks in the index. The current value shown is for last week and the change is relative to the previous week.

Spreads

At touch

Rank	Venue	Spread (bps)	Change
1	XMAD	61.54	+11.44
2	AQEU	62.83	+14.79
3	CEUX	142.88	+70.00

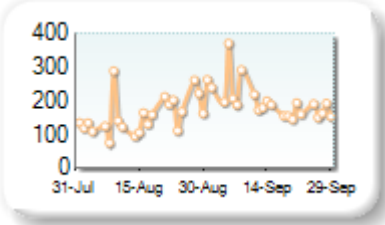
Monthly Spread Trend



25k EUR deal

Rank	Venue	Spread (bps)	Change
1	XMAD	194.90	+34.90

Monthly Spread Trend



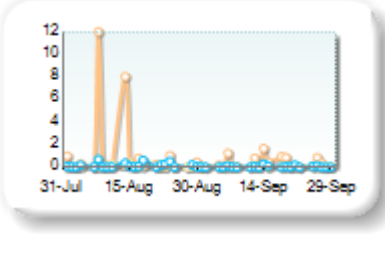
Spreads measure the bid to offer spread of the best visible orders in the book. The result is averaged over the stocks in the index and is based on measurements of the order books every 30 seconds. The value for the spread is quoted in basis points (0.01%).

Book Depths

10BPS Depth (top of book)

Rank	Venue	Depth (1K EUR)	Change
1	XMAD	0.5	-0.7
2	AQEU	0.1	-0.1
3	CEUX	0.1	0.0

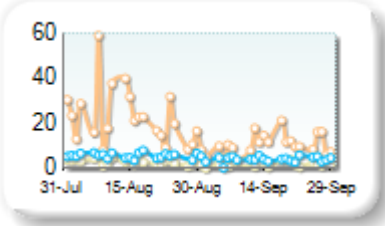
Monthly Depth Trend



50BPS Depth (deeper into book)

Rank	Venue	Depth (1K EUR)	Change
1	XMAD	10.5	-11.5
2	AQEU	4.0	-1.6
3	CEUX	1.3	-1.7

Monthly Depth Trend



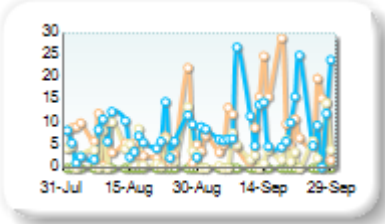
Market depth measures the amount of visible liquidity (bids and offers) in the order book within 10 or 50 BPS of mid price. The result is averaged over the stocks in the index and is based on measurements of the order book every 30 seconds. This is quoted in '000s of EUR.

Best Prices

At touch

Rank	Venue	Best Price (%)	Change
1	XMAD	11.04	+13.80
2	AQEU	10.64	+0.37
3	CEUX	3.04	-2.30
4	BATE	0.00	+0.00


Best Prices Trend



25k EUR deal

Rank	Venue	Best Price (%)	Change
1	XMAD	99.82	-0.08
2	CEUX	0.12	+0.12
3	AQEU	0.02	+0.02
4	BATE	0.00	+0.00

Best Prices Trend

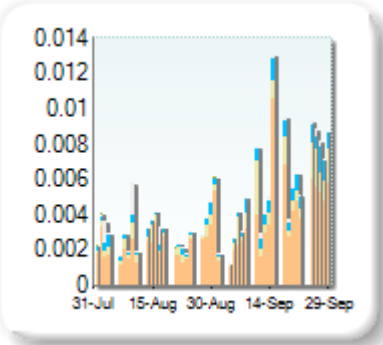


Best Price % measures how often each venue posts an absolute best price (no ties) for stocks. The result is averaged over the stocks in the index and is based on measurements of the order book every 5 seconds.

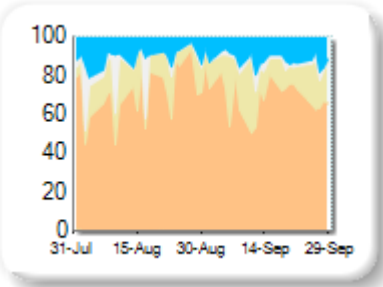
Market Share

Rank	Venue	Market Share	Change
1	XMAD	68.01%	-2.51
2	CEUX	17.41%	+5.01
3	AQEU	12.05%	+1.92
4	TQEX	2.53%	-4.27

Volume Trend



Market Share Trend



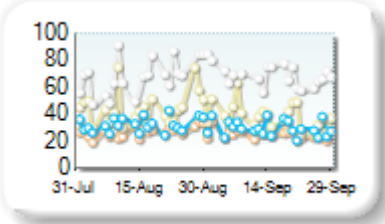
Market share is based on on-book value traded during continuous trading. The share is calculated by averaging over all stocks in the index. The current value shown is for last week and the change is relative to the previous week.

Spreads

At touch

Rank	Venue	Spread (bps)	Change
1	XMAD	24.95	-1.85
2	AQEU	29.65	-2.28
3	CEUX	38.76	-5.46
4	TQEX	72.87	-6.65

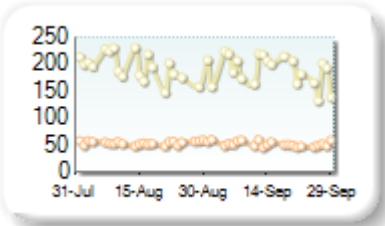
Monthly Spread Trend



25k EUR deal

Rank	Venue	Spread (bps)	Change
1	XMAD	52.29	-2.21
2	CEUX	190.07	-11.47

Monthly Spread Trend



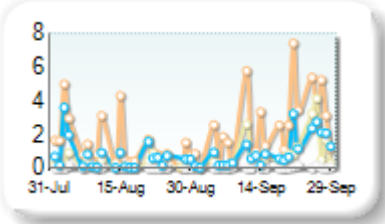
Spreads measure the bid to offer spread of the best visible orders in the book. The result is averaged over the stocks in the index and is based on measurements of the order books every 30 seconds. The value for the spread is quoted in basis points (0.01%).

Book Depths

10BPS Depth (top of book)

Rank	Venue	Depth (1K EUR)	Change
1	XMAD	2.7	+1.2
2	AQEU	1.1	+0.4
3	CEUX	0.9	+0.7
4	TQEX	0.1	+0.0

Monthly Depth Trend



50BPS Depth (deeper into book)

Rank	Venue	Depth (1K EUR)	Change
1	XMAD	121.2	+18.6
2	CEUX	11.3	+1.8
3	AQEU	8.1	+1.0
4	TQEX	5.9	+0.9

Monthly Depth Trend



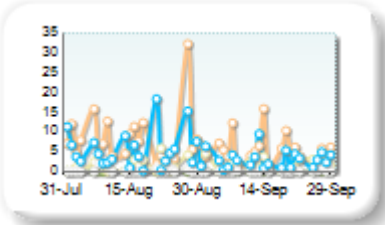
Market depth measures the amount of visible liquidity (bids and offers) in the order book within 10 or 50 BPS of mid price. The result is averaged over the stocks in the index and is based on measurements of the order book every 30 seconds. This is quoted in '000s of EUR.

Best Prices

At touch

Rank	Venue	Best Price (%)	Change
1	XMAD	5.65	-1.81
2	AQEU	3.07	-3.15
3	CEUX	1.51	+0.75
4	TQEX	0.09	-0.22
5	BATE	0.00	0.00

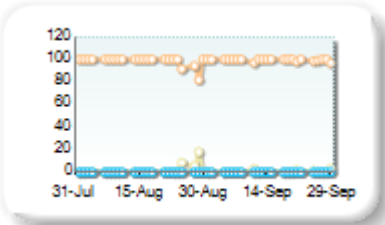
Best Prices Trend



25k EUR deal

Rank	Venue	Best Price (%)	Change
1	XMAD	99.44	+0.89
2	CEUX	0.52	-0.89
3	BATE	0.00	+0.00
4	TQEX	0.00	+0.00
5	AQEU	0.00	+0.00

Best Prices Trend

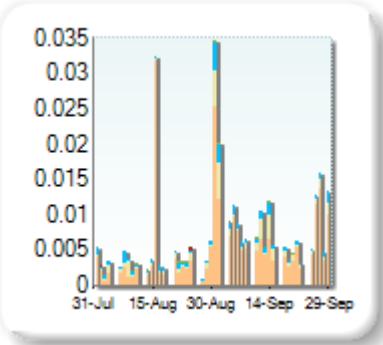


Best Price % measures how often each venue posts an absolute best price (no ties) for stocks. The result is averaged over the stocks in the index and is based on measurements of the order book every 5 seconds.

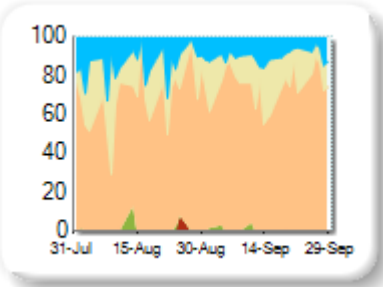
Market Share

Rank	Venue	Market Share	Change
1	XMAD	74.37%	-0.74
2	CEUX	14.73%	+1.57
3	AQEU	10.36%	-0.67
4	BATE	0.55%	+0.21

Volume Trend



Market Share Trend



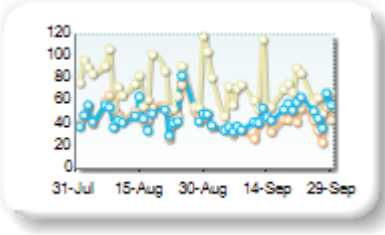
Market share is based on on-book value traded during continuous trading. The share is calculated by averaging over all stocks in the index. The current value shown is for last week and the change is relative to the previous week.

Spreads

At touch

Rank	Venue	Spread (bps)	Change
1	XMAD	40.34	-8.16
2	AQEU	47.06	-0.49
3	CEUX	71.14	-6.95

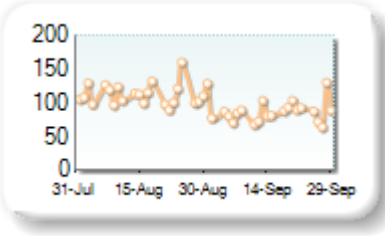
Monthly Spread Trend



25k EUR deal

Rank	Venue	Spread (bps)	Change
1	XMAD	85.58	-26.75

Monthly Spread Trend



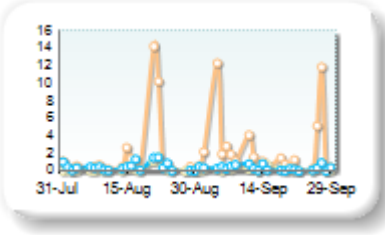
Spreads measure the bid to offer spread of the best visible orders in the book. The result is averaged over the stocks in the index and is based on measurements of the order books every 30 seconds. The value for the spread is quoted in basis points (0.01%).

Book Depths

10BPS Depth (top of book)

Rank	Venue	Depth (1K EUR)	Change
1	XMAD	2.5	+0.9
2	AQEU	0.4	-0.1
3	CEUX	0.2	0.0

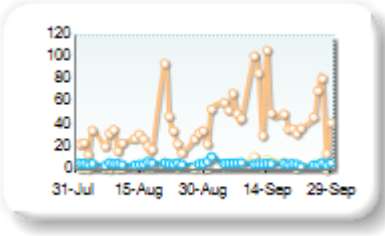
Monthly Depth Trend



50BPS Depth (deeper into book)

Rank	Venue	Depth (1K EUR)	Change
1	XMAD	54.9	+24.9
2	AQEU	5.8	+0.1
3	CEUX	5.4	+2.3

Monthly Depth Trend



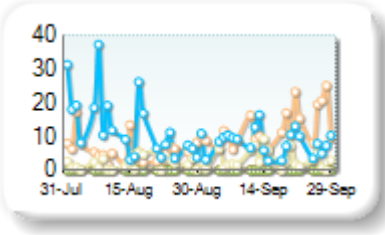
Market depth measures the amount of visible liquidity (bids and offers) in the order book within 10 or 50 BPS of mid price. The result is averaged over the stocks in the index and is based on measurements of the order book every 30 seconds. This is quoted in '000s of EUR.

Best Prices

At touch

Rank	Venue	Best Price (%)	Change
1	XMAD	12.37	+3.15
2	AQEU	8.22	-5.43
3	CEUX	3.25	+1.52
4	CHIX	0.00	+0.00
5	BATE	0.00	0.00

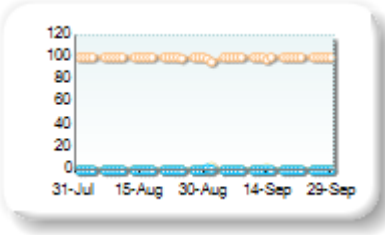
Best Prices Trend



25k EUR deal

Rank	Venue	Best Price (%)	Change
1	XMAD	99.66	-0.19
2	CEUX	0.26	+0.26
3	AQEU	0.04	-0.03
4	CHIX	0.00	+0.00
5	BATE	0.00	+0.00

Best Prices Trend

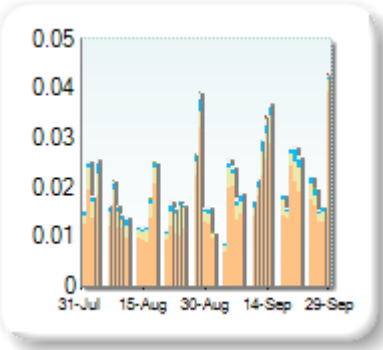


Best Price % measures how often each venue posts an absolute best price (no ties) for stocks. The result is averaged over the stocks in the index and is based on measurements of the order book every 5 seconds.

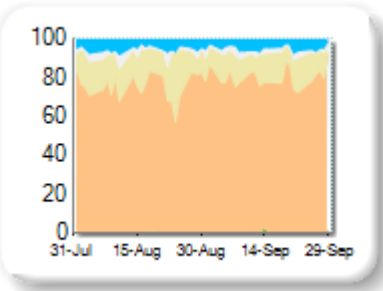
Market Share

Rank	Venue	Market Share	Change
1	XMAD	80.01%	+4.37
2	CEUX	12.57%	-3.48
3	AQEU	4.60%	-0.65
4	TQEX	2.57%	-0.35
5	BATE	0.15%	+0.00
6	CHIX	0.08%	+0.08
7	TRQX	0.02%	+0.02

Volume Trend



Market Share Trend



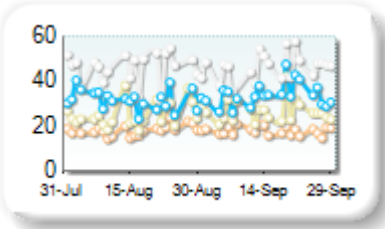
Market share is based on on-book value traded during continuous trading. The share is calculated by averaging over all stocks in the index. The current value shown is for last week and the change is relative to the previous week.

Spreads

At touch

Rank	Venue	Spread (bps)	Change
1	XMAD	18.01	-0.26
2	CEUX	26.47	+1.31
3	AQEU	33.87	+2.10
4	TQEX	46.54	-0.71

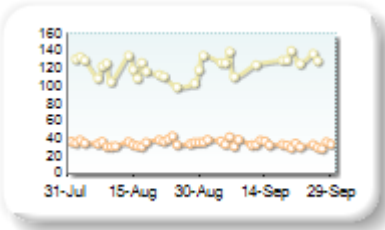
Monthly Spread Trend



25k EUR deal

Rank	Venue	Spread (bps)	Change
1	XMAD	34.81	-0.96
2	CEUX	144.34	+16.36

Monthly Spread Trend



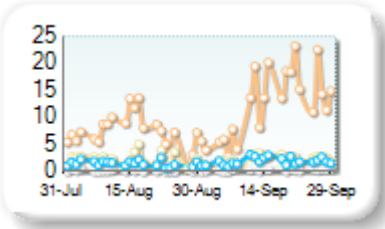
Spreads measure the bid to offer spread of the best visible orders in the book. The result is averaged over the stocks in the index and is based on measurements of the order books every 30 seconds. The value for the spread is quoted in basis points (0.01%).

Book Depths

10BPS Depth (top of book)

Rank	Venue	Depth (1K EUR)	Change
1	XMAD	12.7	+5.4
2	CEUX	2.2	+0.0
3	AQEU	1.9	+0.5
4	TQEX	0.4	+0.1

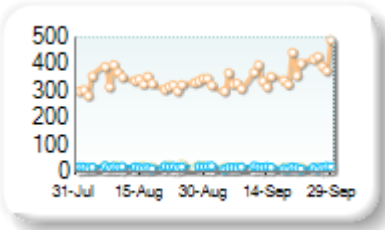
Monthly Depth Trend



50BPS Depth (deeper into book)

Rank	Venue	Depth (1K EUR)	Change
1	XMAD	365.5	+32.1
2	CEUX	17.2	-3.3
3	AQEU	17.1	-1.7
4	TQEX	7.8	-0.6

Monthly Depth Trend



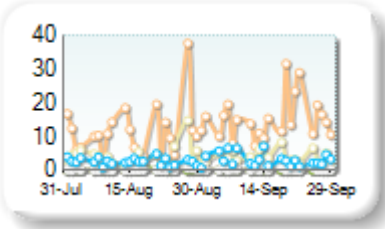
Market depth measures the amount of visible liquidity (bids and offers) in the order book within 10 or 50 BPS of mid price. The result is averaged over the stocks in the index and is based on measurements of the order book every 30 seconds. This is quoted in '000s of EUR.

Best Prices

At touch

Rank	Venue	Best Price (%)	Change
1	XMAD	15.27	-4.60
2	CEUX	3.51	-0.02
3	AQEU	3.22	+1.23
4	TQEX	0.32	+0.05
5	CHIX	0.00	+0.00
6	TRQX	0.00	+0.00
7	BATE	0.00	-0.08

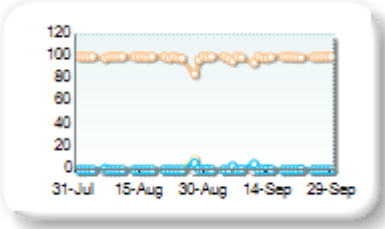
Best Prices Trend



25k EUR deal

Rank	Venue	Best Price (%)	Change
1	XMAD	99.17	+0.31
2	AQEU	0.55	+0.16
3	CEUX	0.17	-0.52
4	TQEX	0.07	+0.06
5	CHIX	0.00	+0.00
6	TRQX	0.00	+0.00
7	BATE	0.00	+0.00

Best Prices Trend

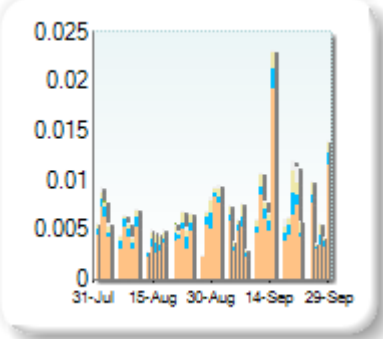


Best Price % measures how often each venue posts an absolute best price (no ties) for stocks. The result is averaged over the stocks in the index and is based on measurements of the order book every 5 seconds.

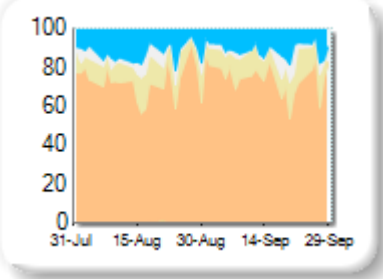
Market Share

Rank	Venue	Market Share	Change
1	XMAD	74.43%	+1.11
2	CEUX	11.10%	+0.98
3	AQEU	10.97%	-1.26
4	TQEX	3.50%	-0.77

Volume Trend



Market Share Trend



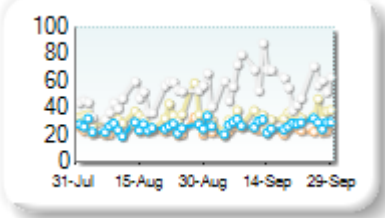
Market share is based on on-book value traded during continuous trading. The share is calculated by averaging over all stocks in the index. The current value shown is for last week and the change is relative to the previous week.

Spreads

At touch

Rank	Venue	Spread (bps)	Change
1	XMAD	24.21	+0.28
2	AQEU	27.53	+1.56
3	CEUX	33.78	+0.13
4	TQEX	59.57	+8.59


Monthly Spread Trend



25k EUR deal

Rank	Venue	Spread (bps)	Change
1	XMAD	50.85	+6.26
2	AQEU	233.45	+55.42
3	CEUX	236.79	+8.37

Monthly Spread Trend



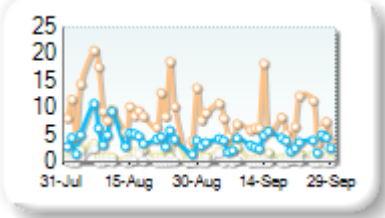
Spreads measure the bid to offer spread of the best visible orders in the book. The result is averaged over the stocks in the index and is based on measurements of the order books every 30 seconds. The value for the spread is quoted in basis points (0.01%).

Book Depths

10BPS Depth (top of book)

Rank	Venue	Depth (1K EUR)	Change
1	XMAD	7.3	-2.7
2	AQEU	3.5	-0.9
3	CEUX	1.1	-0.4
4	TQEX	0.2	-0.1

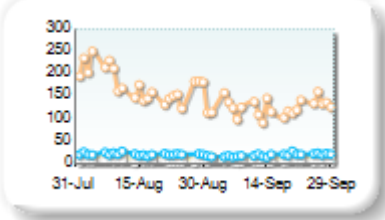
Monthly Depth Trend



50BPS Depth (deeper into book)

Rank	Venue	Depth (1K EUR)	Change
1	XMAD	126.4	-47.9
2	AQEU	20.5	-1.5
3	CEUX	12.4	-0.3
4	TQEX	7.2	-0.5

Monthly Depth Trend



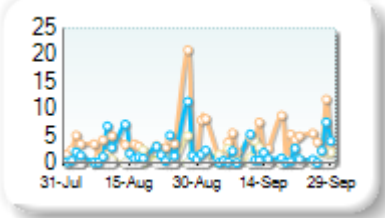
Market depth measures the amount of visible liquidity (bids and offers) in the order book within 10 or 50 BPS of mid price. The result is averaged over the stocks in the index and is based on measurements of the order book every 30 seconds. This is quoted in '000s of EUR.

Best Prices

At touch

Rank	Venue	Best Price (%)	Change
1	XMAD	4.50	-0.95
2	AQEU	1.64	-1.04
3	CEUX	1.05	-0.18
4	TQEX	0.05	-0.01
5	BATE	0.00	-0.02


Best Prices Trend



25k EUR deal

Rank	Venue	Best Price (%)	Change
1	XMAD	97.95	-0.72
2	AQEU	1.44	+0.65
3	CEUX	0.57	+0.08
4	BATE	0.00	+0.00
5	TQEX	0.00	+0.00

Best Prices Trend

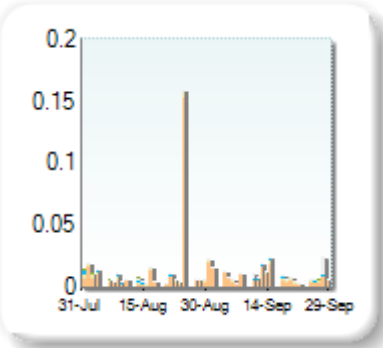


Best Price % measures how often each venue posts an absolute best price (no ties) for stocks. The result is averaged over the stocks in the index and is based on measurements of the order book every 5 seconds.

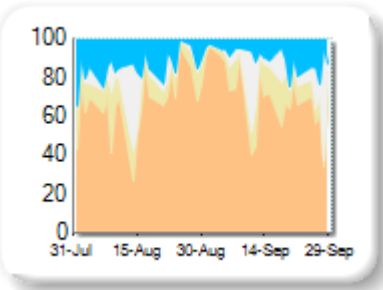
Market Share

Rank	Venue	Market Share	Change
1	XMAD	68.73%	-12.24
2	TQEX	13.09%	+9.32
3	CEUX	9.16%	+1.56
4	AQEU	9.01%	+1.40
5	BATE	0.01%	-0.03

Volume Trend



Market Share Trend



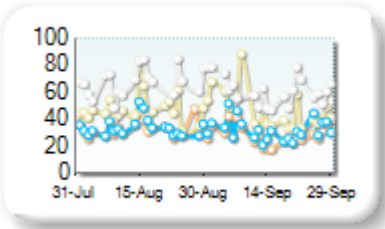
Market share is based on on-book value traded during continuous trading. The share is calculated by averaging over all stocks in the index. The current value shown is for last week and the change is relative to the previous week.

Spreads

At touch

Rank	Venue	Spread (bps)	Change
1	XMAD	27.93	-4.90
2	AQEU	32.23	-1.55
3	CEUX	45.60	-7.67
4	TQEX	62.75	-9.38

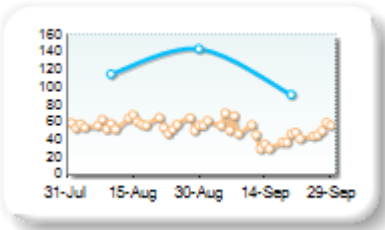
Monthly Spread Trend



25k EUR deal

Rank	Venue	Spread (bps)	Change
1	XMAD	49.03	-8.91
2	AQEU	92.01	-47.26
3	CEUX	185.80	-14.23

Monthly Spread Trend



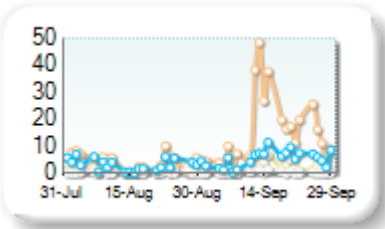
Spreads measure the bid to offer spread of the best visible orders in the book. The result is averaged over the stocks in the index and is based on measurements of the order books every 30 seconds. The value for the spread is quoted in basis points (0.01%).

Book Depths

10BPS Depth (top of book)

Rank	Venue	Depth (1K EUR)	Change
1	XMAD	15.9	+11.9
2	AQEU	5.5	+2.4
3	CEUX	2.2	+1.4
4	TQEX	0.5	+0.2

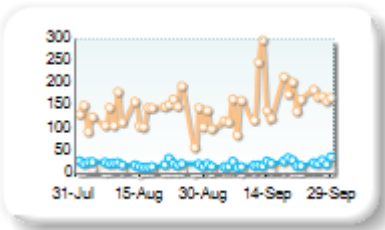
Monthly Depth Trend



50BPS Depth (deeper into book)

Rank	Venue	Depth (1K EUR)	Change
1	XMAD	164.0	+29.1
2	AQEU	23.6	+0.8
3	CEUX	13.1	+3.0
4	TQEX	7.7	+1.7

Monthly Depth Trend



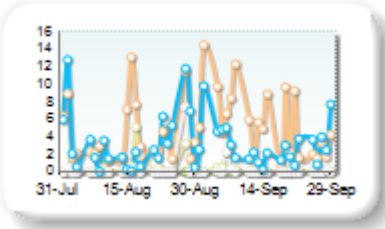
Market depth measures the amount of visible liquidity (bids and offers) in the order book within 10 or 50 BPS of mid price. The result is averaged over the stocks in the index and is based on measurements of the order book every 30 seconds. This is quoted in '000s of EUR.

Best Prices

At touch

Rank	Venue	Best Price (%)	Change
1	XMAD	5.72	+1.00
2	AQEU	3.16	-0.71
3	CEUX	0.25	-0.50
4	TQEX	0.15	-0.37
5	BATE	0.00	-0.04

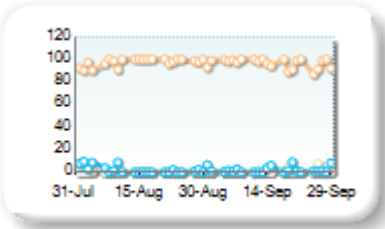
Best Prices Trend



25k EUR deal

Rank	Venue	Best Price (%)	Change
1	XMAD	96.60	-0.65
2	AQEU	1.89	-0.54
3	CEUX	0.69	+0.63
4	BATE	0.00	+0.00
5	TQEX	0.00	-0.05

Best Prices Trend

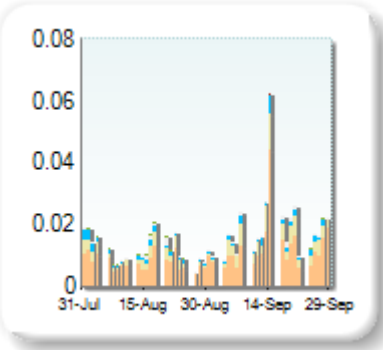


Best Price % measures how often each venue posts an absolute best price (no ties) for stocks. The result is averaged over the stocks in the index and is based on measurements of the order book every 5 seconds.

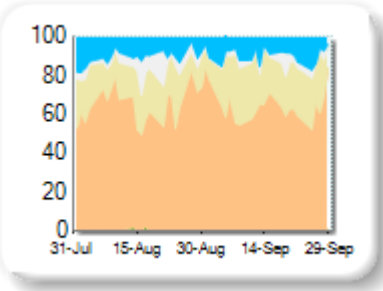
Market Share

Rank	Venue	Market Share	Change
1	XMAD	64.83%	+1.50
2	CEUX	23.17%	+3.53
3	AQEU	9.09%	-2.09
4	TQEX	2.85%	-2.71
5	TRQX	0.03%	+0.03
6	BATE	0.01%	-0.27
7	CHIX	0.01%	+0.01

Volume Trend



Market Share Trend



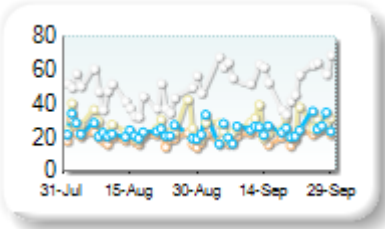
Market share is based on on-book value traded during continuous trading. The share is calculated by averaging over all stocks in the index. The current value shown is for last week and the change is relative to the previous week.

Spreads

At touch

Rank	Venue	Spread (bps)	Change
1	XMAD	20.81	+1.22
2	AQEU	24.95	+1.92
3	CEUX	26.78	+1.12
4	TQEX	58.45	+13.10

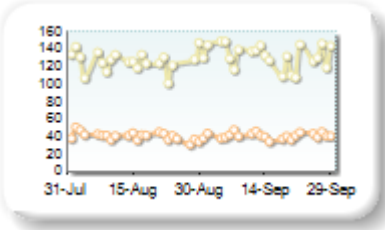
Monthly Spread Trend



25k EUR deal

Rank	Venue	Spread (bps)	Change
1	XMAD	41.89	+0.72
2	CEUX	132.84	+2.73

Monthly Spread Trend



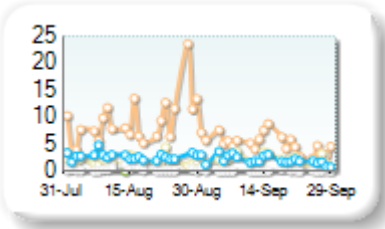
Spreads measure the bid to offer spread of the best visible orders in the book. The result is averaged over the stocks in the index and is based on measurements of the order books every 30 seconds. The value for the spread is quoted in basis points (0.01%).

Book Depths

10BPS Depth (top of book)

Rank	Venue	Depth (1K EUR)	Change
1	XMAD	5.1	-4.0
2	AQEU	2.0	-0.7
3	CEUX	1.9	0.0
4	TQEX	0.1	-0.3

Monthly Depth Trend



50BPS Depth (deeper into book)

Rank	Venue	Depth (1K EUR)	Change
1	XMAD	239.7	-22.0
2	AQEU	16.1	-0.4
3	CEUX	15.1	+0.7
4	TQEX	5.9	-0.8

Monthly Depth Trend



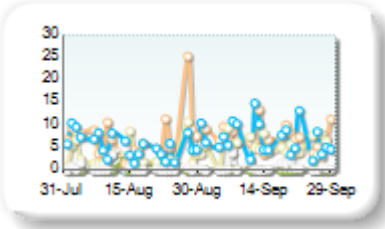
Market depth measures the amount of visible liquidity (bids and offers) in the order book within 10 or 50 BPS of mid price. The result is averaged over the stocks in the index and is based on measurements of the order book every 30 seconds. This is quoted in '000s of EUR.

Best Prices

At touch

Rank	Venue	Best Price (%)	Change
1	XMAD	7.30	-1.01
2	AQEU	6.85	+0.53
3	CEUX	5.47	+1.15
4	TQEX	0.69	+0.13
5	CHIX	0.00	+0.00
6	TRQX	0.00	+0.00
7	BATE	0.00	-0.28


Best Prices Trend



25k EUR deal

Rank	Venue	Best Price (%)	Change
1	XMAD	99.78	-0.01
2	CEUX	0.16	+0.02
3	AQEU	0.03	+0.02
4	CHIX	0.00	+0.00
5	TRQX	0.00	+0.00
6	BATE	0.00	+0.00
7	TQEX	0.00	-0.02

Best Prices Trend

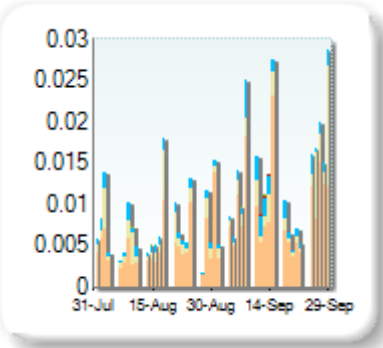


Best Price % measures how often each venue posts an absolute best price (no ties) for stocks. The result is averaged over the stocks in the index and is based on measurements of the order book every 5 seconds.

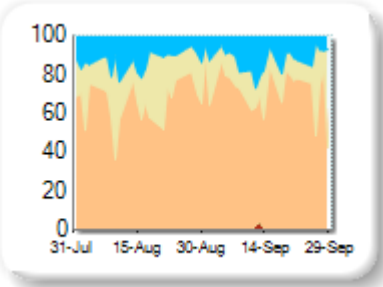
Market Share

Rank	Venue	Market Share	Change
1	XMAD	68.86%	+2.99
2	CEUX	19.00%	-2.91
3	AQEU	11.84%	-0.37
4	CHIX	0.27%	+0.27
5	BATE	0.02%	+0.01

Volume Trend



Market Share Trend



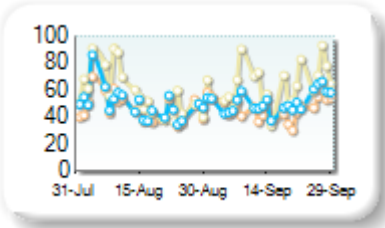
Market share is based on on-book value traded during continuous trading. The share is calculated by averaging over all stocks in the index. The current value shown is for last week and the change is relative to the previous week.

Spreads

At touch

Rank	Venue	Spread (bps)	Change
1	XMAD	45.87	-0.81
2	AQEU	51.05	+1.37
3	CEUX	63.30	+4.71

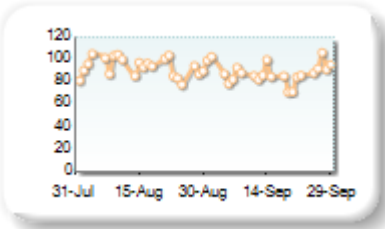
Monthly Spread Trend



25k EUR deal

Rank	Venue	Spread (bps)	Change
1	XMAD	87.44	-6.11

Monthly Spread Trend



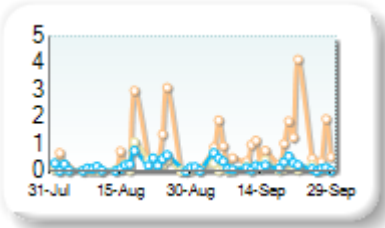
Spreads measure the bid to offer spread of the best visible orders in the book. The result is averaged over the stocks in the index and is based on measurements of the order books every 30 seconds. The value for the spread is quoted in basis points (0.01%).

Book Depths

10BPS Depth (top of book)

Rank	Venue	Depth (1K EUR)	Change
1	XMAD	1.0	+0.4
2	AQEU	0.2	0.0
3	CEUX	0.1	0.0

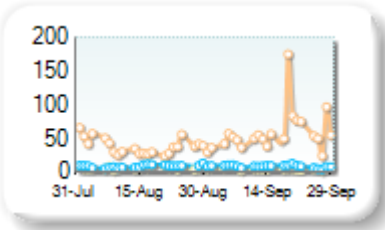
Monthly Depth Trend



50BPS Depth (deeper into book)

Rank	Venue	Depth (1K EUR)	Change
1	XMAD	60.0	+21.8
2	AQEU	8.8	-0.2
3	CEUX	5.1	-1.1

Monthly Depth Trend



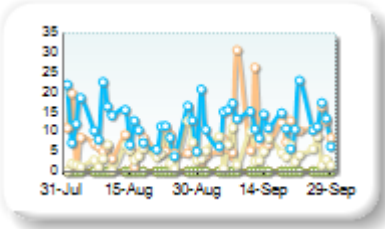
Market depth measures the amount of visible liquidity (bids and offers) in the order book within 10 or 50 BPS of mid price. The result is averaged over the stocks in the index and is based on measurements of the order book every 30 seconds. This is quoted in '000s of EUR.

Best Prices

At touch

Rank	Venue	Best Price (%)	Change
1	AQEU	12.46	-1.58
2	XMAD	10.51	+5.83
3	CEUX	5.01	+0.66
4	CHIX	0.00	+0.00
5	BATE	0.00	+0.00


Best Prices Trend



25k EUR deal

Rank	Venue	Best Price (%)	Change
1	XMAD	99.52	+0.11
2	AQEU	0.28	-0.25
3	CEUX	0.01	0.00
4	CHIX	0.00	+0.00
5	BATE	0.00	+0.00

Best Prices Trend

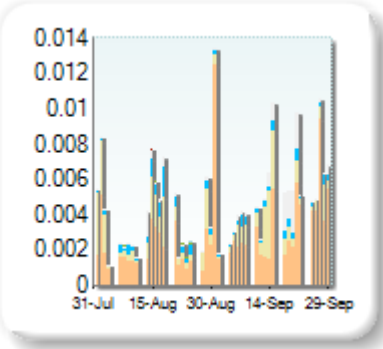


Best Price % measures how often each venue posts an absolute best price (no ties) for stocks. The result is averaged over the stocks in the index and is based on measurements of the order book every 5 seconds.

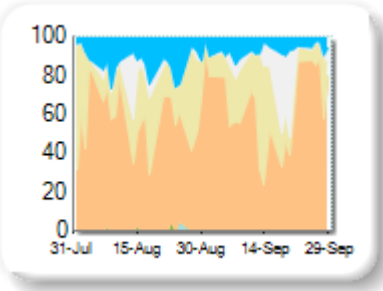
Market Share

Rank	Venue	Market Share	Change
1	XMAD	61.74%	+3.25
2	CEUX	20.91%	-5.25
3	TQEX	10.50%	+6.43
4	AQEU	6.85%	-3.97

Volume Trend



Market Share Trend



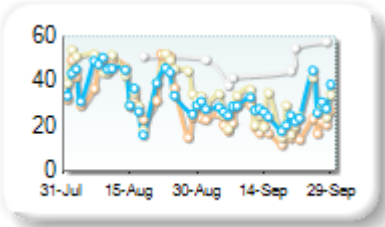
Market share is based on on-book value traded during continuous trading. The share is calculated by averaging over all stocks in the index. The current value shown is for last week and the change is relative to the previous week.

Spreads

At touch

Rank	Venue	Spread (bps)	Change
1	XMAD	20.25	-16.62
2	CEUX	26.92	-18.21
3	AQEU	27.54	-11.59
4	TQEX	88.98	-13.85

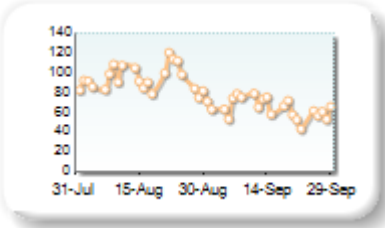
Monthly Spread Trend



25k EUR deal

Rank	Venue	Spread (bps)	Change
1	XMAD	64.03	-29.29
2	CEUX	470.37	+130.46

Monthly Spread Trend



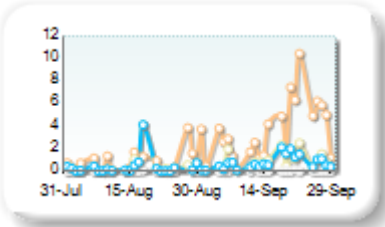
Spreads measure the bid to offer spread of the best visible orders in the book. The result is averaged over the stocks in the index and is based on measurements of the order books every 30 seconds. The value for the spread is quoted in basis points (0.01%).

Book Depths

10BPS Depth (top of book)

Rank	Venue	Depth (1K EUR)	Change
1	XMAD	3.6	+2.8
2	CEUX	0.9	+0.5
3	AQEU	0.8	+0.4
4	TQEX	0.1	+0.0

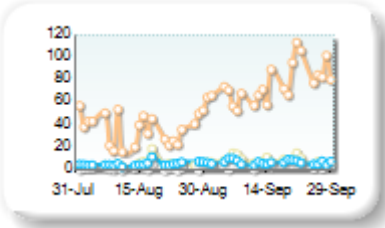
Monthly Depth Trend



50BPS Depth (deeper into book)

Rank	Venue	Depth (1K EUR)	Change
1	XMAD	76.7	+38.7
2	CEUX	8.8	+3.6
3	AQEU	7.1	+1.4
4	TQEX	4.0	+2.1

Monthly Depth Trend



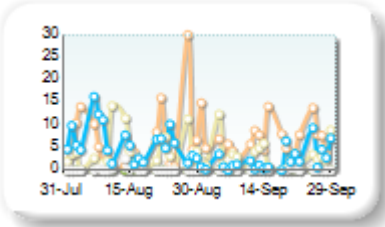
Market depth measures the amount of visible liquidity (bids and offers) in the order book within 10 or 50 BPS of mid price. The result is averaged over the stocks in the index and is based on measurements of the order book every 30 seconds. This is quoted in '000s of EUR.

Best Prices

At touch

Rank	Venue	Best Price (%)	Change
1	XMAD	6.42	+0.99
2	CEUX	3.04	+0.31
3	AQEU	2.38	-2.55
4	TQEX	0.11	-0.12
5	CHIX	0.00	+0.00
6	TRQX	0.00	+0.00
7	BATE	0.00	0.00

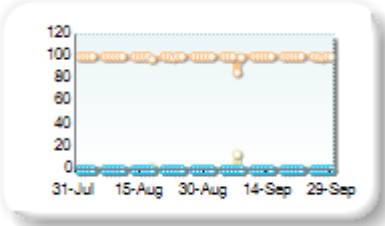
Best Prices Trend



25k EUR deal

Rank	Venue	Best Price (%)	Change
1	XMAD	99.17	-0.62
2	CEUX	0.73	+0.61
3	AQEU	0.01	+0.01
4	CHIX	0.00	+0.00
5	TRQX	0.00	+0.00
6	BATE	0.00	+0.00
7	TQEX	0.00	+0.00

Best Prices Trend

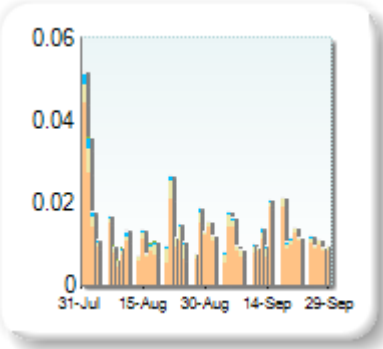


Best Price % measures how often each venue posts an absolute best price (no ties) for stocks. The result is averaged over the stocks in the index and is based on measurements of the order book every 5 seconds.

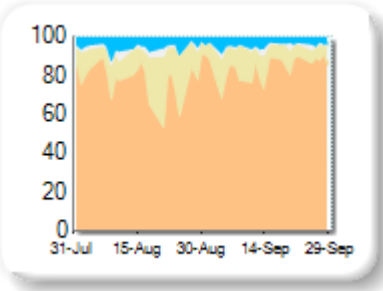
Market Share

Rank	Venue	Market Share	Change
1	XMAD	84.33%	+4.85
2	CEUX	10.18%	-3.53
3	AQEU	4.08%	-0.94
4	TQEX	1.41%	-0.34

Volume Trend



Market Share Trend



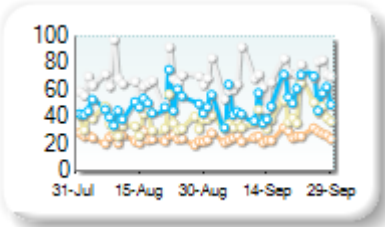
Market share is based on on-book value traded during continuous trading. The share is calculated by averaging over all stocks in the index. The current value shown is for last week and the change is relative to the previous week.

Spreads

At touch

Rank	Venue	Spread (bps)	Change
1	XMAD	25.87	+1.59
2	CEUX	40.14	+3.66
3	AQEU	51.92	+4.06
4	TQEX	71.93	+4.71

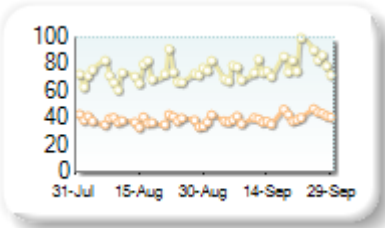
Monthly Spread Trend



25k EUR deal

Rank	Venue	Spread (bps)	Change
1	XMAD	40.24	+2.28
2	CEUX	78.25	+5.65

Monthly Spread Trend



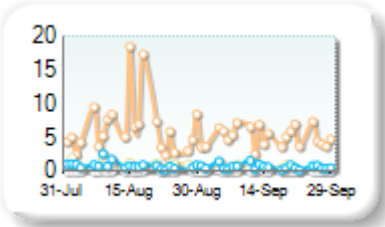
Spreads measure the bid to offer spread of the best visible orders in the book. The result is averaged over the stocks in the index and is based on measurements of the order books every 30 seconds. The value for the spread is quoted in basis points (0.01%).

Book Depths

10BPS Depth (top of book)

Rank	Venue	Depth (1K EUR)	Change
1	XMAD	5.2	-1.2
2	AQEU	0.6	-0.2
3	CEUX	0.5	-0.3
4	TQEX	0.1	0.0

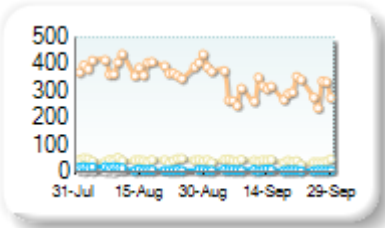
Monthly Depth Trend



50BPS Depth (deeper into book)

Rank	Venue	Depth (1K EUR)	Change
1	XMAD	304.2	-81.9
2	CEUX	41.7	-3.6
3	AQEU	7.5	-4.2
4	TQEX	4.8	-0.5

Monthly Depth Trend



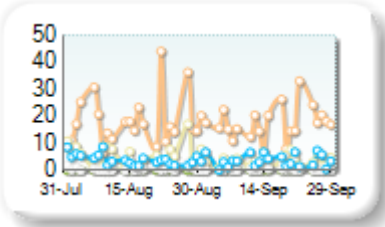
Market depth measures the amount of visible liquidity (bids and offers) in the order book within 10 or 50 BPS of mid price. The result is averaged over the stocks in the index and is based on measurements of the order book every 30 seconds. This is quoted in '000s of EUR.

Best Prices

At touch

Rank	Venue	Best Price (%)	Change
1	XMAD	17.36	+1.24
2	AQEU	3.64	-0.18
3	CEUX	3.40	-1.68
4	TQEX	0.44	-0.29
5	BATE	0.00	+0.00

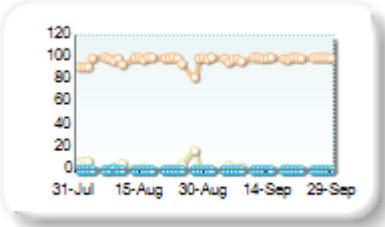
Best Prices Trend



25k EUR deal

Rank	Venue	Best Price (%)	Change
1	XMAD	99.07	+2.07
2	CEUX	0.88	-1.92
3	AQEU	0.00	-0.11
4	BATE	0.00	+0.00
5	TQEX	0.00	+0.00

Best Prices Trend

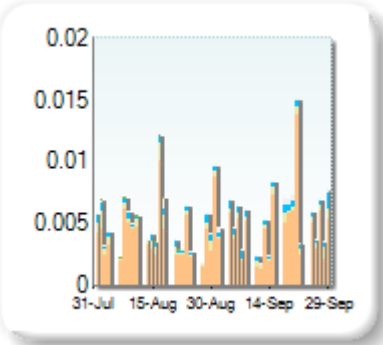


Best Price % measures how often each venue posts an absolute best price (no ties) for stocks. The result is averaged over the stocks in the index and is based on measurements of the order book every 5 seconds.

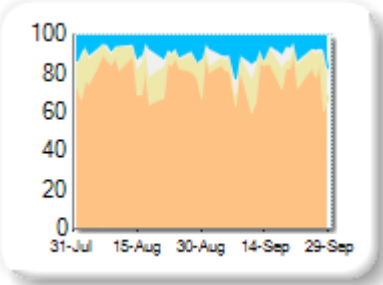
Market Share

Rank	Venue	Market Share	Change
1	XMAD	80.31%	+1.35
2	AQEU	8.70%	+1.01
3	CEUX	8.04%	-2.66
4	TQEX	2.96%	+0.58

Volume Trend



Market Share Trend



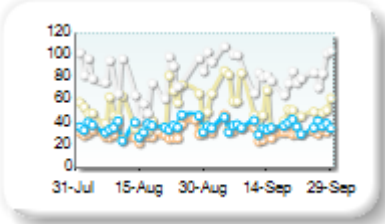
Market share is based on on-book value traded during continuous trading. The share is calculated by averaging over all stocks in the index. The current value shown is for last week and the change is relative to the previous week.

Spreads

At touch

Rank	Venue	Spread (bps)	Change
1	XMAD	32.51	+2.12
2	AQEU	37.16	+0.72
3	CEUX	55.56	+1.50
4	TQEX	88.90	+1.62

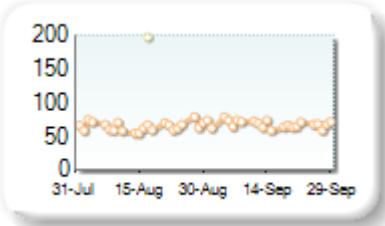
Monthly Spread Trend



25k EUR deal

Rank	Venue	Spread (bps)	Change
1	XMAD	67.91	+2.89
2	CEUX	433.88	+22.99

Monthly Spread Trend



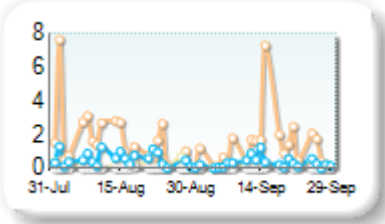
Spreads measure the bid to offer spread of the best visible orders in the book. The result is averaged over the stocks in the index and is based on measurements of the order books every 30 seconds. The value for the spread is quoted in basis points (0.01%).

Book Depths

10BPS Depth (top of book)

Rank	Venue	Depth (1K EUR)	Change
1	XMAD	1.4	-0.2
2	AQEU	0.3	-0.2
3	CEUX	0.2	0.0
4	TQEX	0.0	+0.0

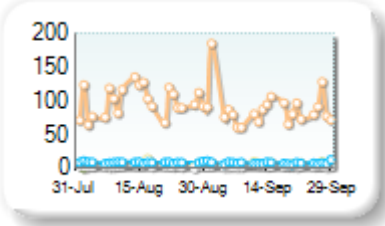
Monthly Depth Trend



50BPS Depth (deeper into book)

Rank	Venue	Depth (1K EUR)	Change
1	XMAD	87.5	-11.1
2	AQEU	7.8	-0.9
3	CEUX	6.2	+0.1
4	TQEX	3.2	-0.4

Monthly Depth Trend



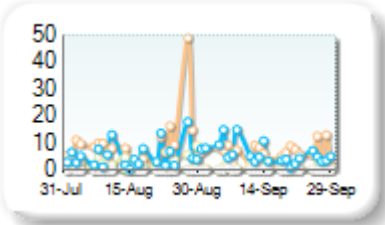
Market depth measures the amount of visible liquidity (bids and offers) in the order book within 10 or 50 BPS of mid price. The result is averaged over the stocks in the index and is based on measurements of the order book every 30 seconds. This is quoted in '000s of EUR.

Best Prices

At touch

Rank	Venue	Best Price (%)	Change
1	XMAD	7.12	+0.82
2	AQEU	5.94	+0.51
3	CEUX	1.26	-0.65
4	TQEX	0.10	-0.06
5	BATE	0.00	-0.13

Best Prices Trend



25k EUR deal

Rank	Venue	Best Price (%)	Change
1	XMAD	99.96	+0.04
2	CEUX	0.00	+0.00
3	AQEU	0.00	-0.03
4	BATE	0.00	+0.00
5	TQEX	0.00	+0.00

Best Prices Trend

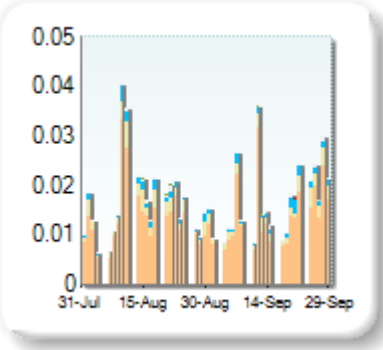


Best Price % measures how often each venue posts an absolute best price (no ties) for stocks. The result is averaged over the stocks in the index and is based on measurements of the order book every 5 seconds.

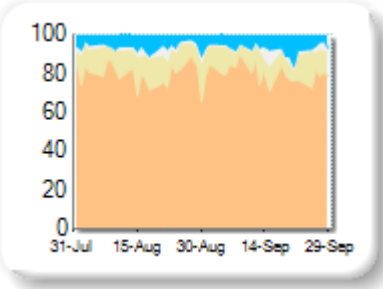
Market Share

Rank	Venue	Market Share	Change
1	XMAD	80.18%	+1.46
2	CEUX	10.82%	-1.63
3	AQEU	6.76%	+0.18
4	TQEX	2.20%	+0.04
5	TRQX	0.03%	+0.03
6	BATE	0.00%	-0.09
7	CHIX	0.00%	+0.00

Volume Trend



Market Share Trend



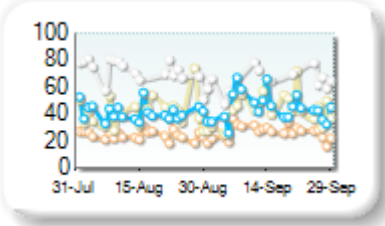
Market share is based on on-book value traded during continuous trading. The share is calculated by averaging over all stocks in the index. The current value shown is for last week and the change is relative to the previous week.

Spreads

At touch

Rank	Venue	Spread (bps)	Change
1	XMAD	27.28	+2.92
2	CEUX	44.81	+3.28
3	AQEU	45.21	+4.28
4	TQEX	74.75	-0.85

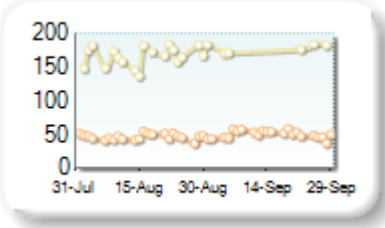
Monthly Spread Trend



25k EUR deal

Rank	Venue	Spread (bps)	Change
1	XMAD	50.53	+4.09
2	CEUX	196.71	+23.37

Monthly Spread Trend



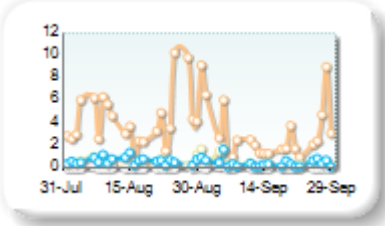
Spreads measure the bid to offer spread of the best visible orders in the book. The result is averaged over the stocks in the index and is based on measurements of the order books every 30 seconds. The value for the spread is quoted in basis points (0.01%).

Book Depths

10BPS Depth (top of book)

Rank	Venue	Depth (1K EUR)	Change
1	XMAD	2.8	-1.7
2	AQEU	0.4	-0.2
3	CEUX	0.4	-0.1
4	TQEX	0.0	0.0

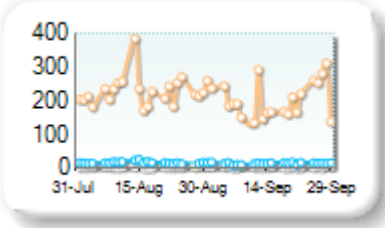
Monthly Depth Trend



50BPS Depth (deeper into book)

Rank	Venue	Depth (1K EUR)	Change
1	XMAD	202.6	-25.3
2	AQEU	14.0	-2.1
3	CEUX	8.6	-1.8
4	TQEX	4.0	-0.1

Monthly Depth Trend



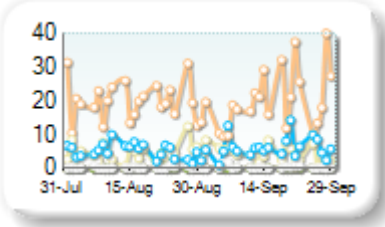
Market depth measures the amount of visible liquidity (bids and offers) in the order book within 10 or 50 BPS of mid price. The result is averaged over the stocks in the index and is based on measurements of the order book every 30 seconds. This is quoted in '000s of EUR.

Best Prices

At touch

Rank	Venue	Best Price (%)	Change
1	XMAD	20.29	+0.99
2	AQEU	6.21	+1.52
3	CEUX	4.22	-0.16
4	TQEX	0.36	-0.03
5	CHIX	0.00	+0.00
6	TRQX	0.00	+0.00
7	BATE	0.00	-0.18

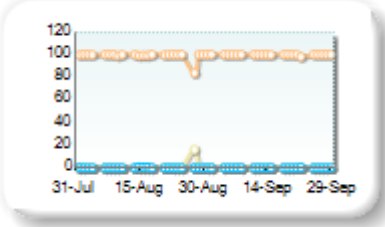
Best Prices Trend



25k EUR deal

Rank	Venue	Best Price (%)	Change
1	XMAD	99.83	+0.79
2	AQEU	0.05	-0.06
3	CEUX	0.05	-0.69
4	CHIX	0.00	+0.00
5	TRQX	0.00	+0.00
6	BATE	0.00	+0.00
7	TQEX	0.00	+0.00

Best Prices Trend

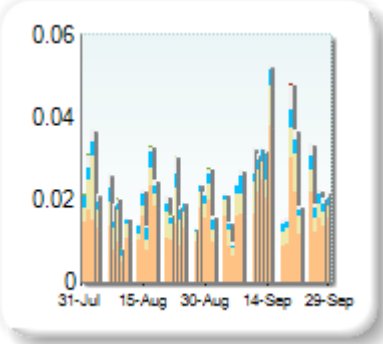


Best Price % measures how often each venue posts an absolute best price (no ties) for stocks. The result is averaged over the stocks in the index and is based on measurements of the order book every 5 seconds.

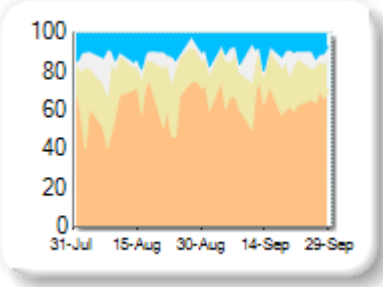
Market Share

Rank	Venue	Market Share	Change
1	XMAD	64.97%	+4.61
2	CEUX	18.84%	-3.07
3	AQEU	9.97%	-0.88
4	TQEX	6.21%	-0.51
5	CHIX	0.00%	+0.00
6	TRQX	0.00%	+0.00
7	BATE	0.00%	-0.15

Volume Trend



Market Share Trend



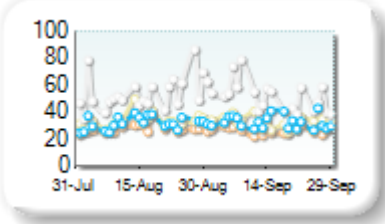
Market share is based on on-book value traded during continuous trading. The share is calculated by averaging over all stocks in the index. The current value shown is for last week and the change is relative to the previous week.

Spreads

At touch

Rank	Venue	Spread (bps)	Change
1	XMAD	27.46	-0.64
2	AQEU	32.64	+0.80
3	CEUX	33.03	-0.33
4	TQEX	50.58	-3.41

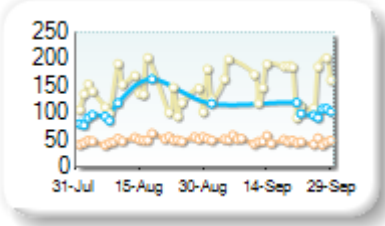
Monthly Spread Trend



25k EUR deal

Rank	Venue	Spread (bps)	Change
1	XMAD	49.19	-1.30
2	AQEU	105.09	+4.30
3	CEUX	175.21	+11.94

Monthly Spread Trend



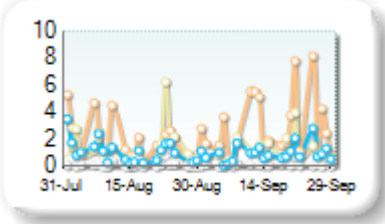
Spreads measure the bid to offer spread of the best visible orders in the book. The result is averaged over the stocks in the index and is based on measurements of the order books every 30 seconds. The value for the spread is quoted in basis points (0.01%).

Book Depths

10BPS Depth (top of book)

Rank	Venue	Depth (1K EUR)	Change
1	XMAD	2.9	+1.1
2	CEUX	1.1	-0.1
3	AQEU	1.0	-0.1
4	TQEX	0.2	+0.1

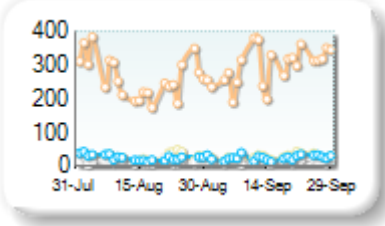
Monthly Depth Trend



50BPS Depth (deeper into book)

Rank	Venue	Depth (1K EUR)	Change
1	XMAD	296.4	+35.2
2	CEUX	27.3	-1.2
3	AQEU	25.3	-0.7
4	TQEX	15.3	+0.5

Monthly Depth Trend



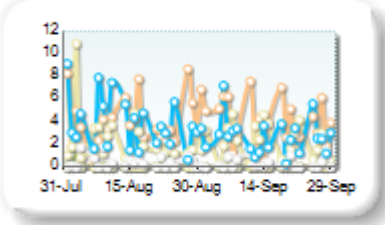
Market depth measures the amount of visible liquidity (bids and offers) in the order book within 10 or 50 BPS of mid price. The result is averaged over the stocks in the index and is based on measurements of the order book every 30 seconds. This is quoted in '000s of EUR.

Best Prices

At touch

Rank	Venue	Best Price (%)	Change
1	XMAD	3.94	-0.72
2	AQEU	2.67	-1.00
3	CEUX	2.22	-0.50
4	TQEX	0.34	-0.03
5	CHIX	0.00	+0.00
6	TRQX	0.00	+0.00
7	BATE	0.00	-0.05
8	AQXE	0.00	+0.00

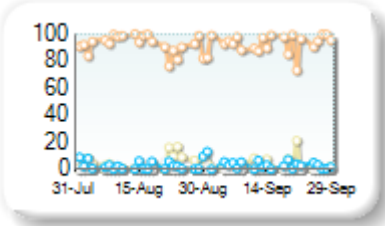
Best Prices Trend



25k EUR deal

Rank	Venue	Best Price (%)	Change
1	XMAD	93.12	+1.39
2	CEUX	3.44	-1.13
3	AQEU	2.75	-0.47
4	TQEX	0.19	-0.24
5	CHIX	0.00	+0.00
6	TRQX	0.00	+0.00
7	BATE	0.00	+0.00
8	AQXE	0.00	+0.00

Best Prices Trend

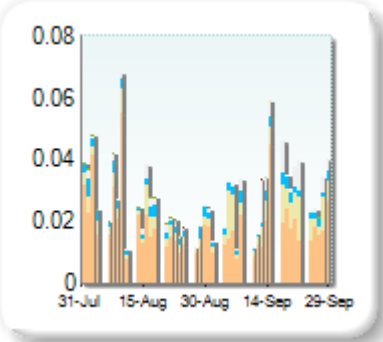


Best Price % measures how often each venue posts an absolute best price (no ties) for stocks. The result is averaged over the stocks in the index and is based on measurements of the order book every 5 seconds.

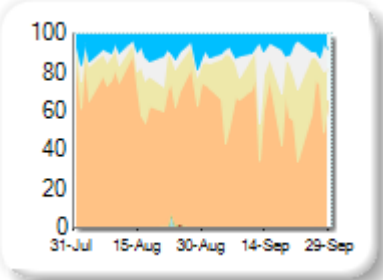
Market Share

Rank	Venue	Market Share	Change
1	XMAD	58.08%	-13.68
2	CEUX	22.51%	+9.33
3	TQEX	11.35%	+6.23
4	AQEU	7.92%	-1.48
5	CHIX	0.08%	+0.03
6	TRQX	0.04%	-0.21
7	BATE	0.02%	-0.21
8	AQXE	0.00%	+0.00

Volume Trend



Market Share Trend



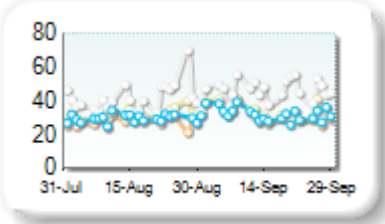
Market share is based on on-book value traded during continuous trading. The share is calculated by averaging over all stocks in the index. The current value shown is for last week and the change is relative to the previous week.

Spreads

At touch

Rank	Venue	Spread (bps)	Change
1	XMAD	31.41	+3.18
2	AQEU	31.91	+2.43
3	CEUX	33.25	+1.49
4	TQEX	46.72	+5.49

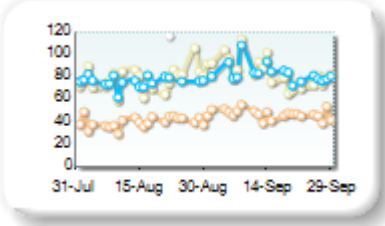
Monthly Spread Trend



25k EUR deal

Rank	Venue	Spread (bps)	Change
1	XMAD	47.24	+6.83
2	AQEU	83.24	+7.32
3	CEUX	83.70	+4.97

Monthly Spread Trend



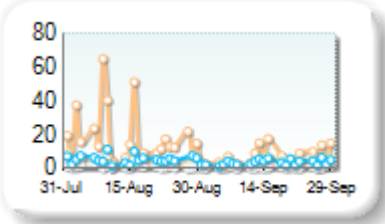
Spreads measure the bid to offer spread of the best visible orders in the book. The result is averaged over the stocks in the index and is based on measurements of the order books every 30 seconds. The value for the spread is quoted in basis points (0.01%).

Book Depths

10BPS Depth (top of book)

Rank	Venue	Depth (1K EUR)	Change
1	XMAD	6.9	-11.4
2	AQEU	3.5	-1.6
3	CEUX	3.1	-0.6
4	TQEX	0.6	-0.7

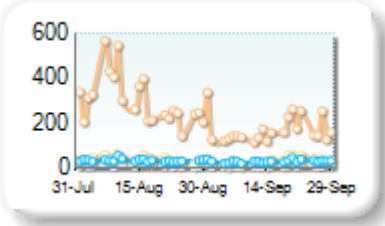
Monthly Depth Trend



50BPS Depth (deeper into book)

Rank	Venue	Depth (1K EUR)	Change
1	XMAD	162.8	-141.3
2	CEUX	35.1	-4.6
3	AQEU	30.7	-4.2
4	TQEX	11.3	-4.6

Monthly Depth Trend



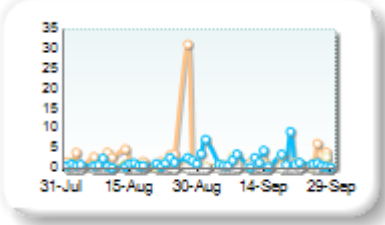
Market depth measures the amount of visible liquidity (bids and offers) in the order book within 10 or 50 BPS of mid price. The result is averaged over the stocks in the index and is based on measurements of the order book every 30 seconds. This is quoted in '000s of EUR.

Best Prices

At touch

Rank	Venue	Best Price (%)	Change
1	AQEU	2.01	+1.54
2	XMAD	1.48	-1.29
3	CEUX	0.65	0.00
4	TQEX	0.12	+0.12
5	CHIX	0.00	+0.00
6	TRQX	0.00	+0.00
7	BATE	0.00	-0.08
8	AQXE	0.00	+0.00

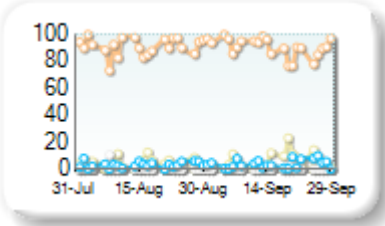
Best Prices Trend



25k EUR deal

Rank	Venue	Best Price (%)	Change
1	XMAD	89.77	-0.93
2	CEUX	5.73	+2.12
3	AQEU	3.95	+0.71
4	TQEX	0.22	-0.41
5	CHIX	0.00	+0.00
6	TRQX	0.00	+0.00
7	BATE	0.00	+0.00
8	AQXE	0.00	+0.00

Best Prices Trend



Best Price % measures how often each venue posts an absolute best price (no ties) for stocks. The result is averaged over the stocks in the index and is based on measurements of the order book every 5 seconds.