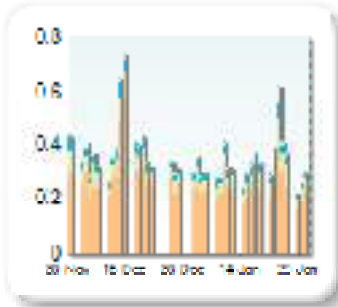


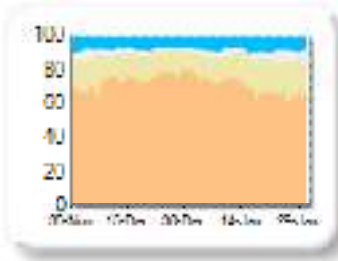
Market Share

Rank	Venue	Market Share	Change
1	XMAD	70.44%	-3.38
2	CEUX	16.55%	+1.17
3	AQEU	8.12%	+0.62
4	TQEX	4.82%	+1.59
5	BATE	0.03%	+0.01
6	AQXE	0.02%	+0.02
7	CHIX	0.01%	-0.03
8	TRQX	0.00%	0.00

Volume Trend



Market Share Trend

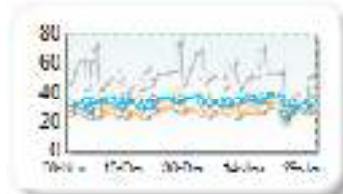


Spreads

At touch

Rank	Venue	Spread (bps)	Change
1	XMAD	27.53	+1.07
2	CEUX	33.93	+0.41
3	AQEU	33.95	+0.78
4	TQEX	51.17	-1.70


Monthly Spread Trend



25k EUR deal

Rank	Venue	Spread (bps)	Change
1	XMAD	50.04	+2.26
2	AQEU	78.91	+1.50
3	CEUX	122.91	+4.54
4	TQEX	203.24	+111.95

Monthly Spread Trend



Book Depths

10BPS Depth (top of book)

Rank	Venue	Depth (1K EUR)	Change
1	XMAD	9.6	-0.2
2	CEUX	2.9	+0.3
3	AQEU	2.4	+0.5
4	TQEX	1.0	+0.4
5	BATE	0.0	0.0

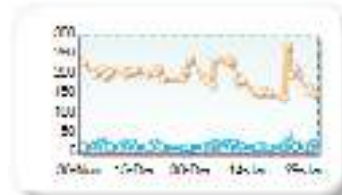
Monthly Depth Trend



50BPS Depth (deeper into book)

Rank	Venue	Depth (1K EUR)	Change
1	XMAD	184.9	-23.0
2	CEUX	20.5	-1.6
3	AQEU	19.7	+0.3
4	TQEX	11.2	+1.9
5	BATE	1.2	0.0

Monthly Depth Trend




Best Prices

At touch

Rank	Venue	Best Price (%)	Change
1	XMAD	12.13	+0.89
2	AQEU	3.48	+0.19
3	CEUX	2.22	-0.27
4	TQEX	0.17	-0.01
5	BATE	0.00	+0.00
6	CHIX	0.00	+0.00
7	TRQX	0.00	+0.00
8	AQXE	0.00	+0.00

Best Prices Trend



25k EUR deal

Rank	Venue	Best Price (%)	Change
1	XMAD	96.90	+0.24
2	AQEU	1.13	+0.17
3	CEUX	1.07	-0.24
4	TQEX	0.11	-0.07
5	CHIX	0.00	+0.00
6	TRQX	0.00	+0.00
7	BATE	0.00	+0.00
8	AQXE	0.00	+0.00

Best Prices Trend



Market share is based on on-book value traded during continuous trading. The share is calculated by averaging over all stocks in the index. The current value shown is for last week and the change is relative to the previous week.

Spreads measure the bid to offer spread of the best visible orders in the book. The result is averaged over the stocks in the index and is based on measurements of the order books every 30 seconds. The value for the spread is quoted in basis points (0.01%).

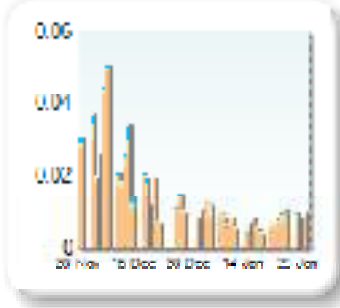
Market depth measures the amount of visible liquidity (bids and offers) in the order book within 10 or 50 BPS of mid price. The result is averaged over the stocks in the index and is based on measurements of the order book every 30 seconds. This is quoted in '000s of EUR.

Best Price % measures how often each venue posts an absolute best price (no ties) for stocks. The result is averaged over the stocks in the index and is based on measurements of the order book every 5 seconds.

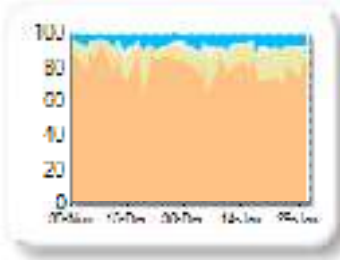
Market Share

Rank	Venue	Market Share	Change
1	XMAD	79.29%	-6.02
2	CEUX	11.74%	+3.55
3	AQEU	6.67%	+1.84
4	TQEX	2.29%	+0.63
5	BATE	0.00%	0.00

Volume Trend



Market Share Trend



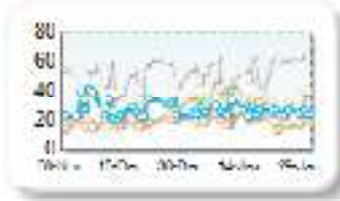
Market share is based on on-book value traded during continuous trading. The share is calculated by averaging over all stocks in the index. The current value shown is for last week and the change is relative to the previous week.

Spreads

At touch

Rank	Venue	Spread (bps)	Change
1	XMAD	20.12	+1.98
2	AQEU	25.72	-1.94
3	CEUX	32.17	+1.41
4	TQEX	60.29	+9.10

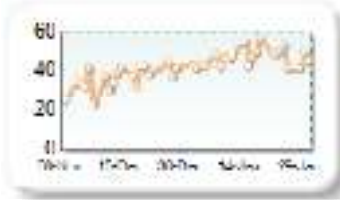
Monthly Spread Trend



25k EUR deal

Rank	Venue	Spread (bps)	Change
1	XMAD	46.77	+10.69
2	CEUX	189.89	+14.06

Monthly Spread Trend



Spreads measure the bid to offer spread of the best visible orders in the book. The result is averaged over the stocks in the index and is based on measurements of the order books every 30 seconds. The value for the spread is quoted in basis points (0.01%).

Book Depths

10BPS Depth (top of book)

Rank	Venue	Depth (1K EUR)	Change
1	XMAD	5.3	-6.9
2	AQEU	0.9	-0.3
3	CEUX	0.7	-0.4
4	TQEX	0.1	-0.2

Monthly Depth Trend



50BPS Depth (deeper into book)

Rank	Venue	Depth (1K EUR)	Change
1	XMAD	179.6	-172.2
2	AQEU	17.2	+2.6
3	CEUX	10.1	-3.1
4	TQEX	6.0	-1.8

Monthly Depth Trend




Market depth measures the amount of visible liquidity (bids and offers) in the order book within 10 or 50 BPS of mid price. The result is averaged over the stocks in the index and is based on measurements of the order book every 30 seconds. This is quoted in '000s of EUR.

Best Prices

At touch

Rank	Venue	Best Price (%)	Change
1	XMAD	13.87	-3.35
2	AQEU	3.27	-0.90
3	CEUX	2.32	+0.22
4	TQEX	0.23	-0.11
5	BATE	0.00	+0.00


Best Prices Trend



25k EUR deal

Rank	Venue	Best Price (%)	Change
1	XMAD	99.94	+0.00
2	AQEU	0.01	0.00
3	BATE	0.00	+0.00
4	CEUX	0.00	0.00
5	TQEX	0.00	+0.00

Best Prices Trend

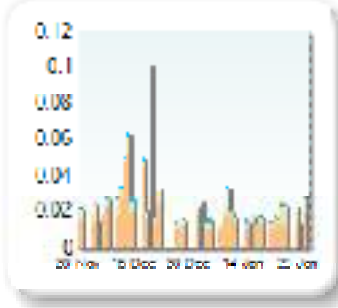


Best Price % measures how often each venue posts an absolute best price (no ties) for stocks. The result is averaged over the stocks in the index and is based on measurements of the order book every 5 seconds.

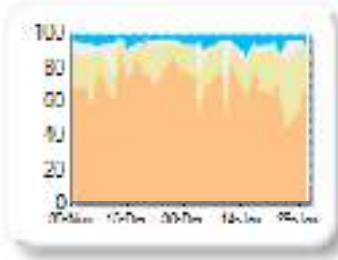
Market Share

Rank	Venue	Market Share	Change
1	XMAD	65.79%	-11.25
2	CEUX	21.96%	+6.28
3	TQEX	6.51%	+2.98
4	AQEU	5.67%	+1.93
5	BATE	0.06%	+0.06

Volume Trend



Market Share Trend



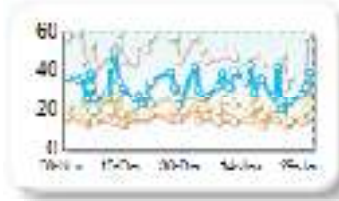
Market share is based on on-book value traded during continuous trading. The share is calculated by averaging over all stocks in the index. The current value shown is for last week and the change is relative to the previous week.

Spreads

At touch

Rank	Venue	Spread (bps)	Change
1	XMAD	15.88	-0.05
2	CEUX	22.80	-0.89
3	AQEU	32.50	+0.09
4	TQEX	46.76	-4.82


Monthly Spread Trend



25k EUR deal

Rank	Venue	Spread (bps)	Change
1	XMAD	34.44	+1.24
2	CEUX	110.94	-0.12

Monthly Spread Trend




Spreads measure the bid to offer spread of the best visible orders in the book. The result is averaged over the stocks in the index and is based on measurements of the order books every 30 seconds. The value for the spread is quoted in basis points (0.01%).

Book Depths

10BPS Depth (top of book)

Rank	Venue	Depth (1K EUR)	Change
1	XMAD	10.8	-1.4
2	CEUX	2.6	+0.2
3	AQEU	1.3	-0.3
4	TQEX	0.3	+0.0

Monthly Depth Trend



50BPS Depth (deeper into book)

Rank	Venue	Depth (1K EUR)	Change
1	XMAD	243.0	-10.4
2	CEUX	26.3	-0.6
3	AQEU	16.6	-0.2
4	TQEX	7.6	+0.0

Monthly Depth Trend




Market depth measures the amount of visible liquidity (bids and offers) in the order book within 10 or 50 BPS of mid price. The result is averaged over the stocks in the index and is based on measurements of the order book every 30 seconds. This is quoted in '000s of EUR.

Best Prices

At touch

Rank	Venue	Best Price (%)	Change
1	XMAD	15.25	-1.76
2	CEUX	3.43	-0.04
3	AQEU	1.25	+0.09
4	TQEX	0.12	-0.03
5	BATE	0.00	+0.00


Best Prices Trend



25k EUR deal

Rank	Venue	Best Price (%)	Change
1	XMAD	99.68	+0.17
2	CEUX	0.27	-0.17
3	AQEU	0.00	0.00
4	BATE	0.00	+0.00
5	TQEX	0.00	0.00

Best Prices Trend

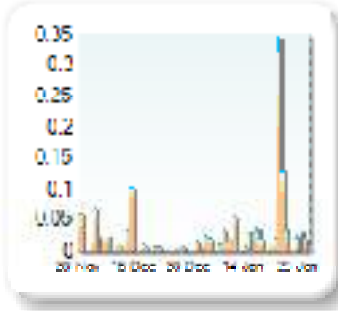


Best Price % measures how often each venue posts an absolute best price (no ties) for stocks. The result is averaged over the stocks in the index and is based on measurements of the order book every 5 seconds.

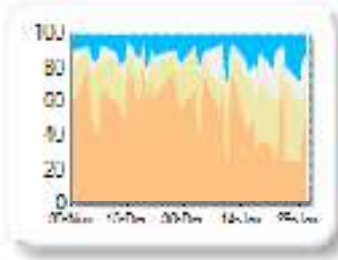
Market Share

Rank	Venue	Market Share	Change
1	XMAD	56.86%	-10.25
2	CEUX	18.58%	+1.62
3	TQEX	14.00%	+7.01
4	AQEU	10.55%	+1.69
5	BATE	0.01%	-0.07

Volume Trend



Market Share Trend



Market share is based on on-book value traded during continuous trading. The share is calculated by averaging over all stocks in the index. The current value shown is for last week and the change is relative to the previous week.

Spreads

At touch

Rank	Venue	Spread (bps)	Change
1	XMAD	20.15	+6.37
2	AQEU	23.98	+3.90
3	CEUX	25.97	+8.82
4	TQEX	38.62	-9.41

Monthly Spread Trend



25k EUR deal

Rank	Venue	Spread (bps)	Change
1	XMAD	33.06	+9.43
2	AQEU	64.31	+20.65
3	CEUX	84.58	+7.46
4	TQEX	116.83	+69.41

Monthly Spread Trend




Spreads measure the bid to offer spread of the best visible orders in the book. The result is averaged over the stocks in the index and is based on measurements of the order books every 30 seconds. The value for the spread is quoted in basis points (0.01%).

Book Depths

10BPS Depth (top of book)

Rank	Venue	Depth (1K EUR)	Change
1	XMAD	78.6	+4.7
2	CEUX	30.7	+3.3
3	AQEU	24.3	+8.1
4	TQEX	10.9	+4.7


Monthly Depth Trend



50BPS Depth (deeper into book)

Rank	Venue	Depth (1K EUR)	Change
1	XMAD	494.4	-42.7
2	CEUX	122.5	-8.4
3	AQEU	93.4	-3.9
4	TQEX	92.1	+45.0

Monthly Depth Trend



Market depth measures the amount of visible liquidity (bids and offers) in the order book within 10 or 50 BPS of mid price. The result is averaged over the stocks in the index and is based on measurements of the order book every 30 seconds. This is quoted in '000s of EUR.

Best Prices

At touch

Rank	Venue	Best Price (%)	Change
1	XMAD	7.80	-1.61
2	AQEU	2.87	-1.63
3	CEUX	2.28	-1.15
4	TQEX	0.25	+0.11
5	BATE	0.00	+0.00
6	AQXE	0.00	+0.00


Best Prices Trend



25k EUR deal

Rank	Venue	Best Price (%)	Change
1	XMAD	70.14	-8.29
2	AQEU	10.76	+6.05
3	CEUX	6.68	+2.33
4	TQEX	1.06	-0.92
5	BATE	0.00	+0.00
6	AQXE	0.00	+0.00

Best Prices Trend

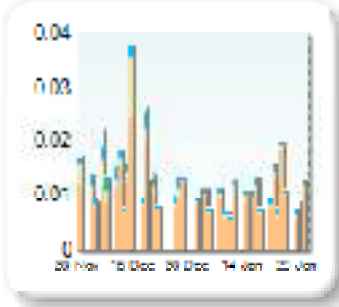


Best Price % measures how often each venue posts an absolute best price (no ties) for stocks. The result is averaged over the stocks in the index and is based on measurements of the order book every 5 seconds.

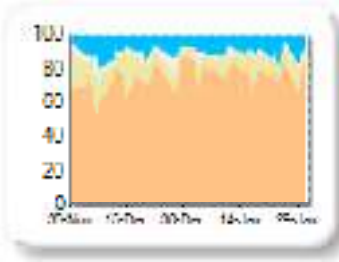
Market Share

Rank	Venue	Market Share	Change
1	XMAD	79.40%	+8.55
2	AQEU	9.38%	-0.87
3	CEUX	9.14%	-5.28
4	TQEX	2.08%	-2.41
5	CHIX	0.00%	+0.00
6	BATE	0.00%	0.00

Volume Trend



Market Share Trend




Market share is based on on-book value traded during continuous trading. The share is calculated by averaging over all stocks in the index. The current value shown is for last week and the change is relative to the previous week.

Spreads

At touch

Rank	Venue	Spread (bps)	Change
1	XMAD	29.06	+1.41
2	AQEU	34.82	+2.07
3	CEUX	44.17	+2.75
4	TQEX	61.32	-3.16


Monthly Spread Trend



25k EUR deal

Rank	Venue	Spread (bps)	Change
1	XMAD	48.18	+0.94
2	AQEU	102.28	n/a
3	CEUX	167.70	-0.43

Monthly Spread Trend




Spreads measure the bid to offer spread of the best visible orders in the book. The result is averaged over the stocks in the index and is based on measurements of the order books every 30 seconds. The value for the spread is quoted in basis points (0.01%).

Book Depths

10BPS Depth (top of book)

Rank	Venue	Depth (1K EUR)	Change
1	XMAD	5.1	-2.7
2	AQEU	1.3	-0.6
3	CEUX	0.4	-0.1
4	TQEX	0.1	+0.0

Monthly Depth Trend



50BPS Depth (deeper into book)

Rank	Venue	Depth (1K EUR)	Change
1	XMAD	175.0	+19.9
2	AQEU	22.1	+1.6
3	CEUX	11.6	-0.3
4	TQEX	7.4	+1.2

Monthly Depth Trend




Market depth measures the amount of visible liquidity (bids and offers) in the order book within 10 or 50 BPS of mid price. The result is averaged over the stocks in the index and is based on measurements of the order book every 30 seconds. This is quoted in '000s of EUR.

Best Prices

At touch

Rank	Venue	Best Price (%)	Change
1	XMAD	9.64	+2.18
2	AQEU	2.40	+0.12
3	CEUX	1.08	+0.05
4	TQEX	0.05	-0.09
5	CHIX	0.00	+0.00
6	BATE	0.00	+0.00


Best Prices Trend



25k EUR deal

Rank	Venue	Best Price (%)	Change
1	XMAD	99.56	+0.66
2	AQEU	0.29	-0.48
3	CEUX	0.09	-0.11
4	TQEX	0.01	+0.01
5	CHIX	0.00	+0.00
6	BATE	0.00	+0.00

Best Prices Trend

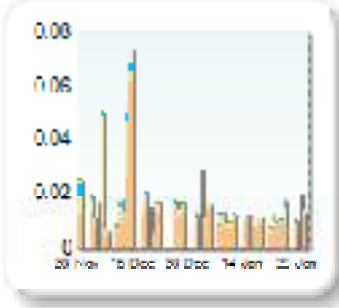


Best Price % measures how often each venue posts an absolute best price (no ties) for stocks. The result is averaged over the stocks in the index and is based on measurements of the order book every 5 seconds.

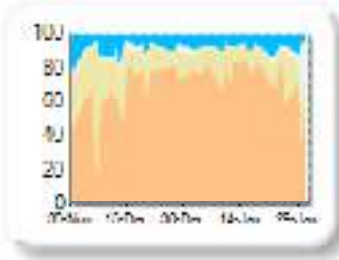
Market Share

Rank	Venue	Market Share	Change
1	XMAD	73.65%	+11.04
2	CEUX	14.36%	-12.00
3	AQEU	7.27%	+0.47
4	TQEX	4.70%	+0.50
5	BATE	0.02%	-0.01

Volume Trend



Market Share Trend




Market share is based on on-book value traded during continuous trading. The share is calculated by averaging over all stocks in the index. The current value shown is for last week and the change is relative to the previous week.

Spreads

At touch

Rank	Venue	Spread (bps)	Change
1	XMAD	26.28	+3.14
2	AQEU	33.73	+6.55
3	CEUX	34.67	+7.03
4	TQEX	62.34	+12.45

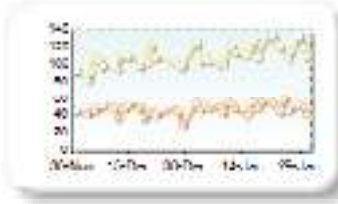
Monthly Spread Trend



25k EUR deal

Rank	Venue	Spread (bps)	Change
1	XMAD	49.67	+5.15
2	CEUX	118.46	+16.74

Monthly Spread Trend



Spreads measure the bid to offer spread of the best visible orders in the book. The result is averaged over the stocks in the index and is based on measurements of the order books every 30 seconds. The value for the spread is quoted in basis points (0.01%).

Book Depths

10BPS Depth (top of book)

Rank	Venue	Depth (1K EUR)	Change
1	XMAD	4.4	-2.3
2	AQEU	0.7	-0.8
3	CEUX	0.7	-1.4
4	TQEX	0.1	-0.2

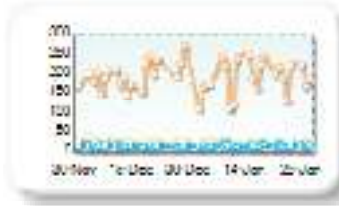
Monthly Depth Trend



50BPS Depth (deeper into book)

Rank	Venue	Depth (1K EUR)	Change
1	XMAD	187.8	-7.8
2	CEUX	21.9	-5.0
3	AQEU	16.0	+1.3
4	TQEX	6.6	-0.8

Monthly Depth Trend



Market depth measures the amount of visible liquidity (bids and offers) in the order book within 10 or 50 BPS of mid price. The result is averaged over the stocks in the index and is based on measurements of the order book every 30 seconds. This is quoted in '000s of EUR.

Best Prices

At touch

Rank	Venue	Best Price (%)	Change
1	XMAD	12.80	+6.73
2	AQEU	4.02	+1.14
3	CEUX	3.92	+1.64
4	TQEX	0.14	-0.02
5	BATE	0.00	+0.00

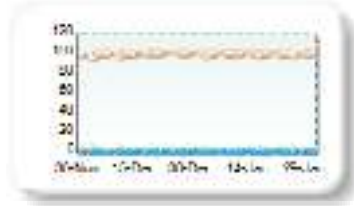
Best Prices Trend



25k EUR deal

Rank	Venue	Best Price (%)	Change
1	XMAD	99.39	+0.21
2	CEUX	0.39	-0.34
3	AQEU	0.17	+0.17
4	BATE	0.00	+0.00
5	TQEX	0.00	0.00

Best Prices Trend

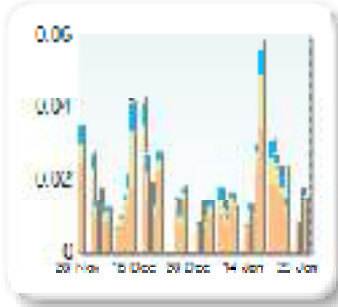


Best Price % measures how often each venue posts an absolute best price (no ties) for stocks. The result is averaged over the stocks in the index and is based on measurements of the order book every 5 seconds.

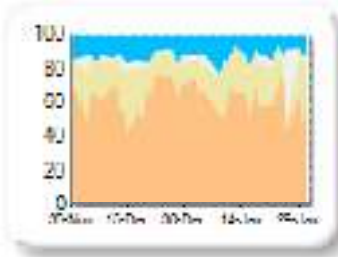
Market Share

Rank	Venue	Market Share	Change
1	XMAD	62.69%	+1.79
2	CEUX	20.82%	-1.05
3	AQEU	11.23%	-2.31
4	TQEX	5.23%	+1.57
5	TRQX	0.03%	+0.03
6	BATE	0.00%	0.00

Volume Trend



Market Share Trend




Market share is based on on-book value traded during continuous trading. The share is calculated by averaging over all stocks in the index. The current value shown is for last week and the change is relative to the previous week.

Spreads

At touch

Rank	Venue	Spread (bps)	Change
1	XMAD	20.97	-1.50
2	CEUX	23.10	-1.52
3	AQEU	23.78	-0.52
4	TQEX	34.34	-4.04


Monthly Spread Trend



25k EUR deal

Rank	Venue	Spread (bps)	Change
1	XMAD	44.87	+3.14
2	CEUX	126.38	+4.96

Monthly Spread Trend




Spreads measure the bid to offer spread of the best visible orders in the book. The result is averaged over the stocks in the index and is based on measurements of the order books every 30 seconds. The value for the spread is quoted in basis points (0.01%).

Book Depths

10BPS Depth (top of book)

Rank	Venue	Depth (1K EUR)	Change
1	XMAD	6.4	-0.8
2	AQEU	2.5	-0.1
3	CEUX	1.9	-0.8
4	TQEX	0.2	-0.4


Monthly Depth Trend



50BPS Depth (deeper into book)

Rank	Venue	Depth (1K EUR)	Change
1	XMAD	186.5	-0.5
2	AQEU	24.6	-0.5
3	CEUX	23.2	-6.1
4	TQEX	10.7	-3.0

Monthly Depth Trend




Market depth measures the amount of visible liquidity (bids and offers) in the order book within 10 or 50 BPS of mid price. The result is averaged over the stocks in the index and is based on measurements of the order book every 30 seconds. This is quoted in '000s of EUR.

Best Prices

At touch

Rank	Venue	Best Price (%)	Change
1	XMAD	3.49	+2.10
2	CEUX	1.13	+0.69
3	AQEU	0.84	+0.37
4	TQEX	0.10	-0.01
5	CHIX	0.00	+0.00
6	TRQX	0.00	+0.00
7	BATE	0.00	+0.00
8	AQXE	0.00	+0.00


Best Prices Trend



25k EUR deal

Rank	Venue	Best Price (%)	Change
1	XMAD	96.91	+1.69
2	CEUX	2.19	+0.61
3	AQEU	0.72	-0.53
4	TQEX	0.02	-0.38
5	CHIX	0.00	+0.00
6	TRQX	0.00	+0.00
7	BATE	0.00	+0.00
8	AQXE	0.00	+0.00

Best Prices Trend

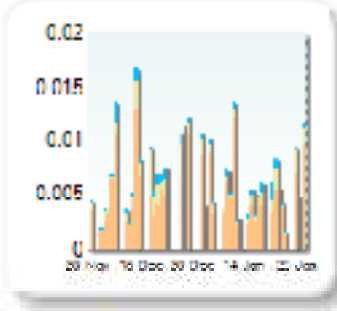


Best Price % measures how often each venue posts an absolute best price (no ties) for stocks. The result is averaged over the stocks in the index and is based on measurements of the order book every 5 seconds.

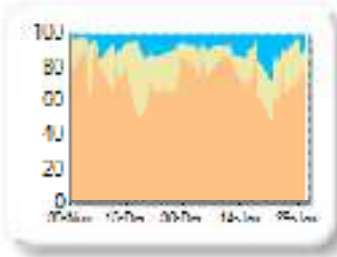
Market Share

Rank	Venue	Market Share	Change
1	XMAD	77.42%	+4.17
2	CEUX	14.16%	-4.40
3	AQEU	8.39%	+0.24
4	BATE	0.03%	+0.03

Volume Trend



Market Share Trend




Market share is based on on-book value traded during continuous trading. The share is calculated by averaging over all stocks in the index. The current value shown is for last week and the change is relative to the previous week.

Spreads

At touch

Rank	Venue	Spread (bps)	Change
1	XMAD	61.55	+11.15
2	AQEU	73.59	+3.00
3	CEUX	91.94	+14.60

Monthly Spread Trend



25k EUR deal

Rank	Venue	Spread (bps)	Change
1	XMAD	118.98	+12.87

Monthly Spread Trend




Spreads measure the bid to offer spread of the best visible orders in the book. The result is averaged over the stocks in the index and is based on measurements of the order books every 30 seconds. The value for the spread is quoted in basis points (0.01%).

Book Depths

10BPS Depth (top of book)

Rank	Venue	Depth (1K EUR)	Change
1	XMAD	0.7	-0.1
2	CEUX	0.0	0.0
3	AQEU	0.0	0.0

Monthly Depth Trend



50BPS Depth (deeper into book)

Rank	Venue	Depth (1K EUR)	Change
1	XMAD	26.6	-1.4
2	AQEU	3.9	+0.6
3	CEUX	3.0	+0.0

Monthly Depth Trend



Market depth measures the amount of visible liquidity (bids and offers) in the order book within 10 or 50 BPS of mid price. The result is averaged over the stocks in the index and is based on measurements of the order book every 30 seconds. This is quoted in '000s of EUR.

Best Prices

At touch

Rank	Venue	Best Price (%)	Change
1	XMAD	16.35	-4.42
2	AQEU	6.57	+3.80
3	CEUX	3.23	-0.58
4	BATE	0.00	+0.00
5	AQXE	0.00	+0.00


Best Prices Trend



25k EUR deal

Rank	Venue	Best Price (%)	Change
1	XMAD	99.75	-0.13
2	AQEU	0.14	+0.14
3	CEUX	0.01	-0.07
4	BATE	0.00	+0.00
5	AQXE	0.00	+0.00

Best Prices Trend

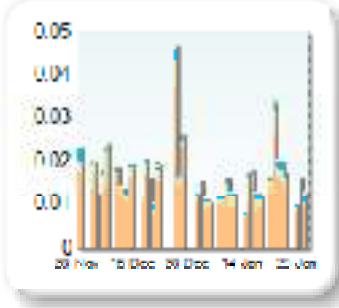


Best Price % measures how often each venue posts an absolute best price (no ties) for stocks. The result is averaged over the stocks in the index and is based on measurements of the order book every 5 seconds.

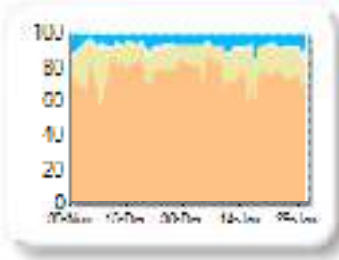
Market Share

Rank	Venue	Market Share	Change
1	XMAD	75.26%	-2.74
2	CEUX	15.51%	+1.50
3	AQEU	6.57%	+1.27
4	TQEX	2.66%	-0.02
5	BATE	0.00%	0.00

Volume Trend



Market Share Trend



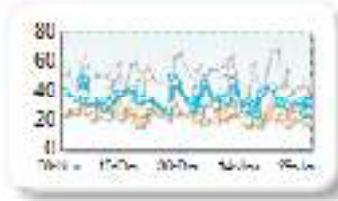
Market share is based on on-book value traded during continuous trading. The share is calculated by averaging over all stocks in the index. The current value shown is for last week and the change is relative to the previous week.

Spreads

At touch

Rank	Venue	Spread (bps)	Change
1	XMAD	21.00	-3.31
2	CEUX	28.68	-2.95
3	AQEU	32.52	-4.26
4	TQEX	50.77	-2.08


Monthly Spread Trend



25k EUR deal

Rank	Venue	Spread (bps)	Change
1	XMAD	46.75	-0.83
2	CEUX	161.29	+4.68

Monthly Spread Trend



Spreads measure the bid to offer spread of the best visible orders in the book. The result is averaged over the stocks in the index and is based on measurements of the order books every 30 seconds. The value for the spread is quoted in basis points (0.01%).

Book Depths

10BPS Depth (top of book)

Rank	Venue	Depth (1K EUR)	Change
1	XMAD	4.5	+1.6
2	CEUX	0.9	+0.3
3	AQEU	0.5	+0.3
4	TQEX	0.1	+0.0

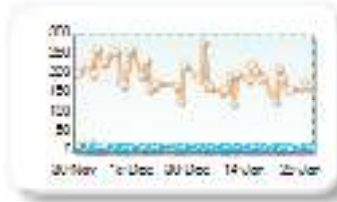
Monthly Depth Trend



50BPS Depth (deeper into book)

Rank	Venue	Depth (1K EUR)	Change
1	XMAD	181.4	-22.3
2	AQEU	12.5	-0.6
3	CEUX	11.8	-1.4
4	TQEX	6.0	+0.4

Monthly Depth Trend



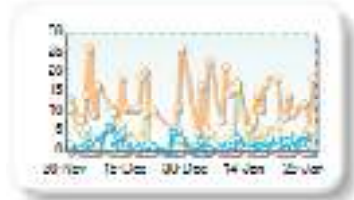
Market depth measures the amount of visible liquidity (bids and offers) in the order book within 10 or 50 BPS of mid price. The result is averaged over the stocks in the index and is based on measurements of the order book every 30 seconds. This is quoted in '000s of EUR.

Best Prices

At touch

Rank	Venue	Best Price (%)	Change
1	XMAD	12.72	-0.24
2	CEUX	3.47	-0.80
3	AQEU	1.43	-0.67
4	TQEX	0.09	-0.18
5	BATE	0.00	+0.00
6	AQXE	0.00	+0.00


Best Prices Trend



25k EUR deal

Rank	Venue	Best Price (%)	Change
1	XMAD	99.72	+0.84
2	CEUX	0.17	-0.90
3	TQEX	0.04	+0.04
4	AQEU	0.00	0.00
5	BATE	0.00	+0.00
6	AQXE	0.00	+0.00

Best Prices Trend

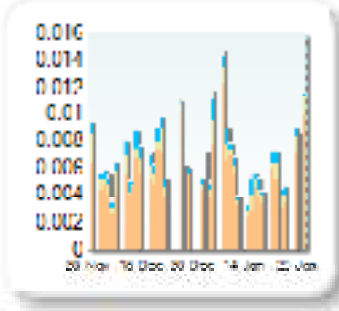


Best Price % measures how often each venue posts an absolute best price (no ties) for stocks. The result is averaged over the stocks in the index and is based on measurements of the order book every 5 seconds.

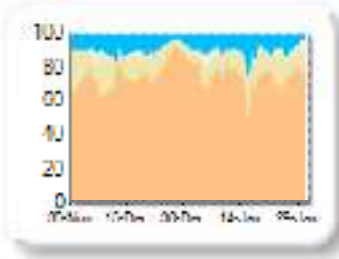
Market Share

Rank	Venue	Market Share	Change
1	XMAD	76.26%	-0.81
2	CEUX	11.85%	+0.13
3	AQEU	9.34%	-0.08
4	TQEX	2.54%	+0.77

Volume Trend



Market Share Trend



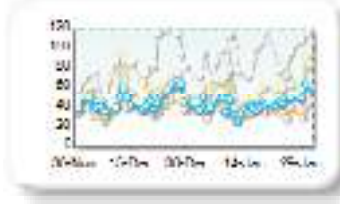
Market share is based on on-book value traded during continuous trading. The share is calculated by averaging over all stocks in the index. The current value shown is for last week and the change is relative to the previous week.

Spreads

At touch

Rank	Venue	Spread (bps)	Change
1	XMAD	35.58	-2.12
2	AQEU	42.71	-1.99
3	CEUX	58.05	+3.41
4	TQEX	101.58	+8.98

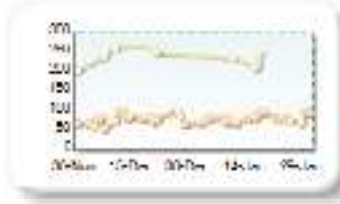
Monthly Spread Trend



25k EUR deal

Rank	Venue	Spread (bps)	Change
1	XMAD	77.58	+1.86
2	CEUX	286.25	-12.40

Monthly Spread Trend




Spreads measure the bid to offer spread of the best visible orders in the book. The result is averaged over the stocks in the index and is based on measurements of the order books every 30 seconds. The value for the spread is quoted in basis points (0.01%).

Book Depths

10BPS Depth (top of book)

Rank	Venue	Depth (1K EUR)	Change
1	XMAD	1.8	-0.2
2	AQEU	0.5	+0.2
3	CEUX	0.2	-0.1
4	TQEX	0.1	0.0

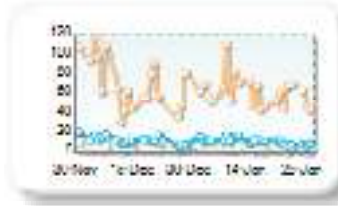
Monthly Depth Trend



50BPS Depth (deeper into book)

Rank	Venue	Depth (1K EUR)	Change
1	XMAD	61.1	-8.7
2	AQEU	11.5	-1.0
3	CEUX	5.9	-0.8
4	TQEX	2.6	-0.6

Monthly Depth Trend




Market depth measures the amount of visible liquidity (bids and offers) in the order book within 10 or 50 BPS of mid price. The result is averaged over the stocks in the index and is based on measurements of the order book every 30 seconds. This is quoted in '000s of EUR.

Best Prices

At touch

Rank	Venue	Best Price (%)	Change
1	XMAD	12.55	+3.85
2	AQEU	4.05	+0.46
3	CEUX	1.16	-2.19
4	TQEX	0.05	-0.32
5	BATE	0.00	+0.00

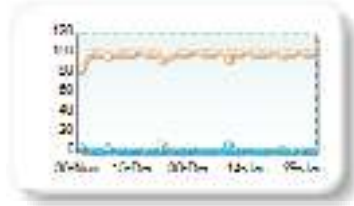
Best Prices Trend



25k EUR deal

Rank	Venue	Best Price (%)	Change
1	XMAD	99.46	+1.20
2	AQEU	0.46	-0.09
3	CEUX	0.02	-0.47
4	BATE	0.00	+0.00
5	TQEX	0.00	-0.28

Best Prices Trend



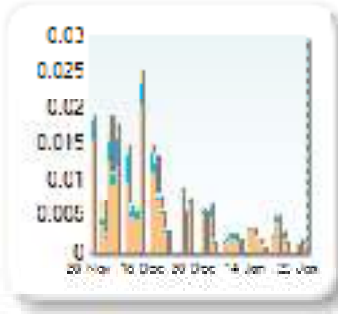
Best Price % measures how often each venue posts an absolute best price (no ties) for stocks. The result is averaged over the stocks in the index and is based on measurements of the order book every 5 seconds.

Fomento de Construcciones y Contratas SA

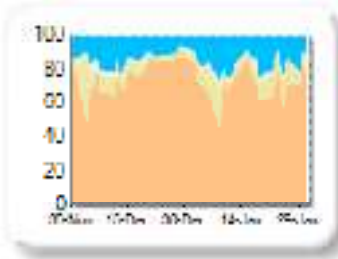
Market Share

Rank	Venue	Market Share	Change
1	XMAD	73.35%	-2.04
2	AQEU	15.04%	+1.32
3	CEUX	9.11%	+1.25
4	TQEX	2.49%	-0.53

Volume Trend



Market Share Trend




Market share is based on on-book value traded during continuous trading. The share is calculated by averaging over all stocks in the index. The current value shown is for last week and the change is relative to the previous week.

Spreads

At touch

Rank	Venue	Spread (bps)	Change
1	AQEU	55.50	+11.65
2	XMAD	64.06	+25.97
3	CEUX	114.88	+7.89
4	TQEX	121.94	+29.76


Monthly Spread Trend



25k EUR deal

Rank	Venue	Spread (bps)	Change
1	XMAD	123.68	+52.38
2	AQEU	175.97	+74.09

Monthly Spread Trend




Spreads measure the bid to offer spread of the best visible orders in the book. The result is averaged over the stocks in the index and is based on measurements of the order books every 30 seconds. The value for the spread is quoted in basis points (0.01%).

Book Depths

10BPS Depth (top of book)

Rank	Venue	Depth (1K EUR)	Change
1	XMAD	0.5	-1.8
2	AQEU	0.3	-0.3
3	CEUX	0.1	0.0
4	TQEX	0.0	0.0


Monthly Depth Trend



50BPS Depth (deeper into book)

Rank	Venue	Depth (1K EUR)	Change
1	XMAD	23.4	-53.5
2	AQEU	8.0	-11.3
3	CEUX	1.9	-4.2
4	TQEX	1.6	-2.6

Monthly Depth Trend



Market depth measures the amount of visible liquidity (bids and offers) in the order book within 10 or 50 BPS of mid price. The result is averaged over the stocks in the index and is based on measurements of the order book every 30 seconds. This is quoted in '000s of EUR.

Best Prices

At touch

Rank	Venue	Best Price (%)	Change
1	AQEU	7.48	+8.20
2	XMAD	6.78	+0.79
3	CEUX	0.79	+0.00
4	TQEX	0.60	+0.41


Best Prices Trend



25k EUR deal

Rank	Venue	Best Price (%)	Change
1	XMAD	98.76	+1.60
2	AQEU	0.88	-1.30
3	CEUX	0.00	+0.00
4	TQEX	0.00	+0.00

Best Prices Trend

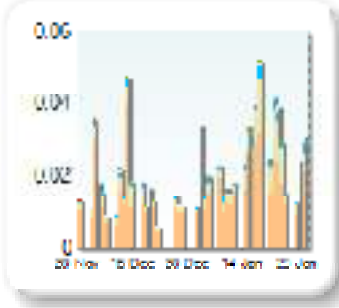


Best Price % measures how often each venue posts an absolute best price (no ties) for stocks. The result is averaged over the stocks in the index and is based on measurements of the order book every 5 seconds.

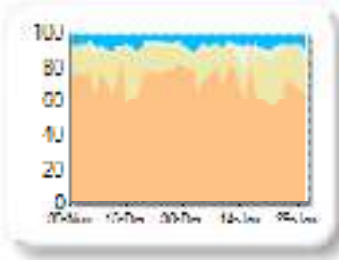
Market Share

Rank	Venue	Market Share	Change
1	XMAD	68.28%	-7.89
2	CEUX	21.34%	+5.56
3	AQEU	6.41%	+0.70
4	TQEX	3.94%	+1.71
5	BATE	0.03%	+0.02

Volume Trend



Market Share Trend



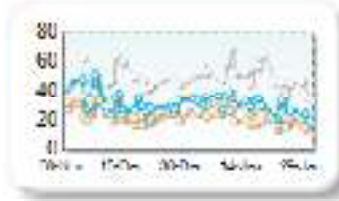
Market share is based on on-book value traded during continuous trading. The share is calculated by averaging over all stocks in the index. The current value shown is for last week and the change is relative to the previous week.

Spreads

At touch

Rank	Venue	Spread (bps)	Change
1	XMAD	20.49	-2.18
2	CEUX	26.60	-3.16
3	AQEU	29.89	-2.93
4	TQEX	51.72	-3.41


Monthly Spread Trend



25k EUR deal

Rank	Venue	Spread (bps)	Change
1	XMAD	43.68	-3.73
2	CEUX	135.09	-7.20

Monthly Spread Trend



Spreads measure the bid to offer spread of the best visible orders in the book. The result is averaged over the stocks in the index and is based on measurements of the order books every 30 seconds. The value for the spread is quoted in basis points (0.01%).

Book Depths

10BPS Depth (top of book)

Rank	Venue	Depth (1K EUR)	Change
1	XMAD	9.1	+3.7
2	CEUX	2.4	+1.3
3	AQEU	1.2	+0.5
4	TQEX	0.3	+0.1
5	BATE	0.0	+0.0


Monthly Depth Trend



50BPS Depth (deeper into book)

Rank	Venue	Depth (1K EUR)	Change
1	XMAD	218.0	+25.6
2	CEUX	15.4	+2.8
3	AQEU	13.1	-0.4
4	TQEX	6.8	+1.3
5	BATE	1.2	+0.1

Monthly Depth Trend



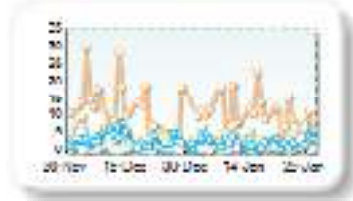
Market depth measures the amount of visible liquidity (bids and offers) in the order book within 10 or 50 BPS of mid price. The result is averaged over the stocks in the index and is based on measurements of the order book every 30 seconds. This is quoted in '000s of EUR.

Best Prices

At touch

Rank	Venue	Best Price (%)	Change
1	XMAD	10.99	+0.99
2	CEUX	3.60	-0.24
3	AQEU	2.10	-1.51
4	TQEX	0.23	+0.08
5	BATE	0.01	+0.01
6	CHIX	0.00	+0.00


Best Prices Trend



25k EUR deal

Rank	Venue	Best Price (%)	Change
1	XMAD	99.43	-0.50
2	CEUX	0.48	+0.45
3	AQEU	0.04	+0.04
4	CHIX	0.00	+0.00
5	BATE	0.00	+0.00
6	TQEX	0.00	+0.00

Best Prices Trend

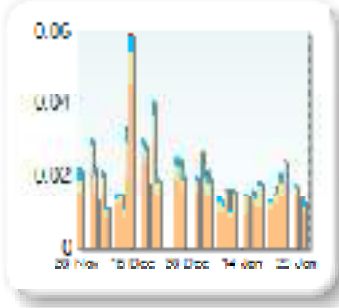


Best Price % measures how often each venue posts an absolute best price (no ties) for stocks. The result is averaged over the stocks in the index and is based on measurements of the order book every 5 seconds.

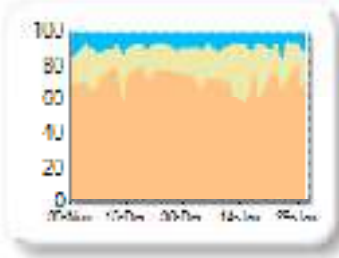
Market Share

Rank	Venue	Market Share	Change
1	XMAD	70.24%	-2.85
2	CEUX	21.05%	+3.65
3	AQEU	8.43%	-0.77
4	CHIX	0.20%	-0.11
5	BATE	0.08%	+0.08

Volume Trend



Market Share Trend




Market share is based on on-book value traded during continuous trading. The share is calculated by averaging over all stocks in the index. The current value shown is for last week and the change is relative to the previous week.

Spreads

At touch

Rank	Venue	Spread (bps)	Change
1	XMAD	42.84	+4.27
2	CEUX	50.64	+0.88
3	AQEU	53.80	+7.77

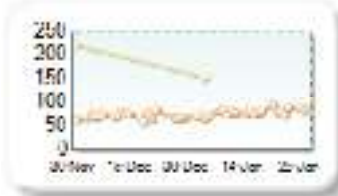
Monthly Spread Trend



25k EUR deal

Rank	Venue	Spread (bps)	Change
1	XMAD	78.13	+8.85
2	CEUX	153.24	-123.04

Monthly Spread Trend



Spreads measure the bid to offer spread of the best visible orders in the book. The result is averaged over the stocks in the index and is based on measurements of the order books every 30 seconds. The value for the spread is quoted in basis points (0.01%).

Book Depths

10BPS Depth (top of book)

Rank	Venue	Depth (1K EUR)	Change
1	XMAD	0.9	-0.3
2	CEUX	0.4	+0.2
3	AQEU	0.2	0.0

Monthly Depth Trend



50BPS Depth (deeper into book)

Rank	Venue	Depth (1K EUR)	Change
1	XMAD	61.6	-35.4
2	CEUX	8.7	-1.0
3	AQEU	8.6	-2.1

Monthly Depth Trend




Market depth measures the amount of visible liquidity (bids and offers) in the order book within 10 or 50 BPS of mid price. The result is averaged over the stocks in the index and is based on measurements of the order book every 30 seconds. This is quoted in '000s of EUR.

Best Prices

At touch

Rank	Venue	Best Price (%)	Change
1	XMAD	11.70	+1.98
2	AQEU	6.97	+0.94
3	CEUX	4.73	+1.70
4	CHIX	0.00	+0.00
5	BATE	0.00	+0.00

Best Prices Trend



25k EUR deal

Rank	Venue	Best Price (%)	Change
1	XMAD	99.19	+0.17
2	CEUX	0.45	-0.14
3	AQEU	0.26	0.00
4	CHIX	0.00	+0.00
5	BATE	0.00	+0.00

Best Prices Trend



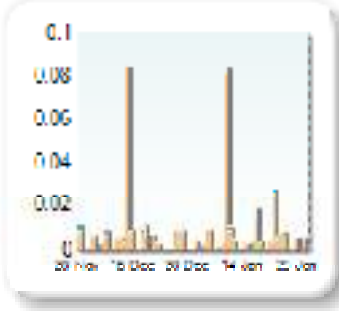
Best Price % measures how often each venue posts an absolute best price (no ties) for stocks. The result is averaged over the stocks in the index and is based on measurements of the order book every 5 seconds.

Linea Directa Aseguradora SA Cia de Seguros y Rea

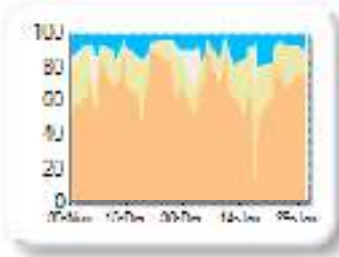
Market Share

Rank	Venue	Market Share	Change
1	XMAD	77.34%	-2.76
2	CEUX	13.33%	+1.29
3	TQEX	4.70%	+2.70
4	AQEU	4.63%	-1.21

Volume Trend



Market Share Trend




Spreads

At touch

Rank	Venue	Spread (bps)	Change
1	XMAD	40.74	+0.66
2	AQEU	47.76	+2.15
3	CEUX	57.00	+0.40
4	TQEX	137.07	+20.34


Monthly Spread Trend



25k EUR deal

Rank	Venue	Spread (bps)	Change
1	XMAD	101.94	+4.79
2	CEUX	326.15	+32.29

Monthly Spread Trend




Book Depths

10BPS Depth (top of book)

Rank	Venue	Depth (1K EUR)	Change
1	XMAD	0.9	+0.5
2	CEUX	0.1	0.0
3	AQEU	0.0	0.0


Monthly Depth Trend



50BPS Depth (deeper into book)

Rank	Venue	Depth (1K EUR)	Change
1	XMAD	32.5	0.0
2	AQEU	6.1	-0.1
3	CEUX	5.5	-0.7
4	TQEX	1.6	-0.1

Monthly Depth Trend




Best Prices

At touch

Rank	Venue	Best Price (%)	Change
1	XMAD	13.86	-1.86
2	AQEU	6.14	+0.59
3	CEUX	3.41	+0.01
4	TQEX	0.03	-0.12
5	CHIX	0.00	+0.00
6	BATE	0.00	+0.00

Best Prices Trend



25k EUR deal

Rank	Venue	Best Price (%)	Change
1	XMAD	99.20	+1.31
2	CEUX	0.37	-1.07
3	AQEU	0.37	-0.15
4	CHIX	0.00	+0.00
5	BATE	0.00	+0.00
6	TQEX	0.00	+0.00

Best Prices Trend



Market share is based on on-book value traded during continuous trading. The share is calculated by averaging over all stocks in the index. The current value shown is for last week and the change is relative to the previous week.

Spreads measure the bid to offer spread of the best visible orders in the book. The result is averaged over the stocks in the index and is based on measurements of the order books every 30 seconds. The value for the spread is quoted in basis points (0.01%).

Market depth measures the amount of visible liquidity (bids and offers) in the order book within 10 or 50 BPS of mid price. The result is averaged over the stocks in the index and is based on measurements of the order book every 30 seconds. This is quoted in '000s of EUR.

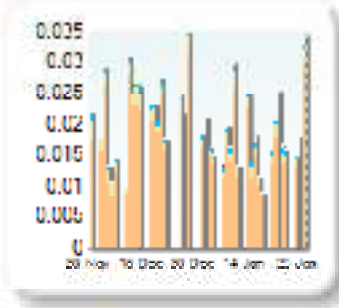
Best Price % measures how often each venue posts an absolute best price (no ties) for stocks. The result is averaged over the stocks in the index and is based on measurements of the order book every 5 seconds.

PHARMA MAR SA PHARMA MAR ORD SHS

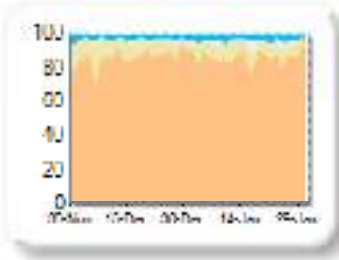
Market Share

Rank	Venue	Market Share	Change
1	XMAD	86.31%	-0.69
2	CEUX	8.45%	-0.29
3	AQEU	3.38%	+0.48
4	TQEX	1.83%	+0.50
5	CHIX	0.03%	+0.03

Volume Trend



Market Share Trend




Market share is based on on-book value traded during continuous trading. The share is calculated by averaging over all stocks in the index. The current value shown is for last week and the change is relative to the previous week.

Spreads

At touch

Rank	Venue	Spread (bps)	Change
1	XMAD	35.78	+3.46
2	CEUX	55.17	+9.52
3	AQEU	58.69	+0.93
4	TQEX	87.77	+8.19


Monthly Spread Trend



25k EUR deal

Rank	Venue	Spread (bps)	Change
1	XMAD	54.26	+7.02
2	CEUX	113.73	+9.38

Monthly Spread Trend



Spreads measure the bid to offer spread of the best visible orders in the book. The result is averaged over the stocks in the index and is based on measurements of the order books every 30 seconds. The value for the spread is quoted in basis points (0.01%).

Book Depths

10BPS Depth (top of book)

Rank	Venue	Depth (1K EUR)	Change
1	XMAD	1.6	-0.6
2	CEUX	0.1	-0.2
3	AQEU	0.1	-0.1
4	TQEX	0.0	0.0


Monthly Depth Trend



50BPS Depth (deeper into book)

Rank	Venue	Depth (1K EUR)	Change
1	XMAD	177.3	-57.9
2	CEUX	20.3	-4.7
3	AQEU	11.9	+3.9
4	TQEX	2.9	-0.4

Monthly Depth Trend



Market depth measures the amount of visible liquidity (bids and offers) in the order book within 10 or 50 BPS of mid price. The result is averaged over the stocks in the index and is based on measurements of the order book every 30 seconds. This is quoted in '000s of EUR.

Best Prices

At touch

Rank	Venue	Best Price (%)	Change
1	XMAD	22.80	+6.98
2	AQEU	3.29	-0.03
3	CEUX	2.85	-1.30
4	TQEX	0.23	-0.07
5	CHIX	0.00	+0.00
6	BATE	0.00	+0.00


Best Prices Trend



25k EUR deal

Rank	Venue	Best Price (%)	Change
1	XMAD	99.64	-0.16
2	CEUX	0.29	+0.12
3	AQEU	0.02	+0.02
4	TQEX	0.01	+0.01
5	CHIX	0.00	+0.00
6	BATE	0.00	+0.00

Best Prices Trend

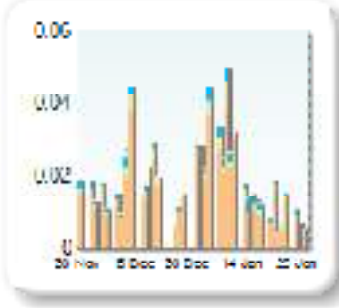


Best Price % measures how often each venue posts an absolute best price (no ties) for stocks. The result is averaged over the stocks in the index and is based on measurements of the order book every 5 seconds.

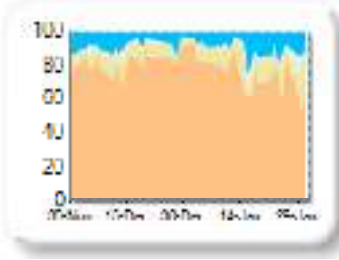
Market Share

Rank	Venue	Market Share	Change
1	XMAD	78.48%	-2.94
2	CEUX	11.17%	+2.39
3	AQEU	8.45%	+0.63
4	TQEX	1.87%	-0.10
5	TRQX	0.03%	+0.02
6	CHIX	0.00%	0.00
7	BATE	0.00%	0.00

Volume Trend



Market Share Trend




Market share is based on on-book value traded during continuous trading. The share is calculated by averaging over all stocks in the index. The current value shown is for last week and the change is relative to the previous week.

Spreads

At touch

Rank	Venue	Spread (bps)	Change
1	XMAD	18.24	-0.31
2	AQEU	21.94	-1.44
3	CEUX	23.82	-3.15
4	TQEX	34.45	-5.12

Monthly Spread Trend



25k EUR deal

Rank	Venue	Spread (bps)	Change
1	XMAD	25.43	-1.92
2	TQEX	83.49	n/a
3	CEUX	187.62	-31.20

Monthly Spread Trend




Spreads measure the bid to offer spread of the best visible orders in the book. The result is averaged over the stocks in the index and is based on measurements of the order books every 30 seconds. The value for the spread is quoted in basis points (0.01%).

Book Depths

10BPS Depth (top of book)

Rank	Venue	Depth (1K EUR)	Change
1	XMAD	29.6	+3.6
2	AQEU	3.4	+1.9
3	CEUX	2.5	+1.6
4	TQEX	0.2	+0.1

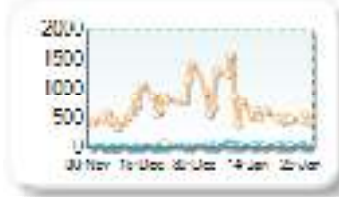
Monthly Depth Trend



50BPS Depth (deeper into book)

Rank	Venue	Depth (1K EUR)	Change
1	XMAD	678.1	-31.7
2	CEUX	34.1	+11.3
3	AQEU	25.5	+10.5
4	TQEX	11.7	-1.6

Monthly Depth Trend



Market depth measures the amount of visible liquidity (bids and offers) in the order book within 10 or 50 BPS of mid price. The result is averaged over the stocks in the index and is based on measurements of the order book every 30 seconds. This is quoted in '000s of EUR.

Best Prices

At touch

Rank	Venue	Best Price (%)	Change
1	XMAD	5.33	-1.83
2	AQEU	0.80	-0.94
3	CEUX	0.35	0.00
4	TQEX	0.02	-0.02
5	CHIX	0.00	+0.00
6	TRQX	0.00	+0.00
7	BATE	0.00	+0.00

Best Prices Trend



25k EUR deal

Rank	Venue	Best Price (%)	Change
1	XMAD	96.68	-2.33
2	CEUX	2.01	+1.81
3	AQEU	0.38	+0.38
4	CHIX	0.00	+0.00
5	TRQX	0.00	+0.00
6	BATE	0.00	+0.00
7	TQEX	0.00	+0.00

Best Prices Trend

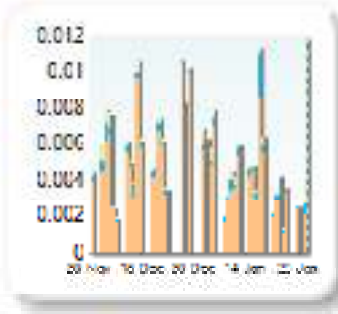


Best Price % measures how often each venue posts an absolute best price (no ties) for stocks. The result is averaged over the stocks in the index and is based on measurements of the order book every 5 seconds.

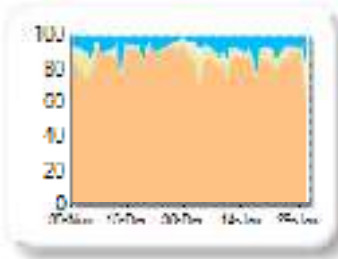
Market Share

Rank	Venue	Market Share	Change
1	XMAD	82.26%	-6.55
2	AQEU	9.07%	+3.20
3	CEUX	6.46%	+3.11
4	TQEX	2.21%	+0.25

Volume Trend



Market Share Trend



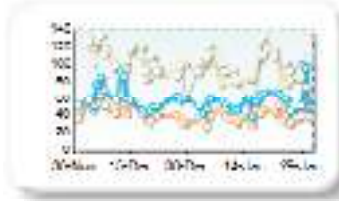
Market share is based on on-book value traded during continuous trading. The share is calculated by averaging over all stocks in the index. The current value shown is for last week and the change is relative to the previous week.

Spreads

At touch

Rank	Venue	Spread (bps)	Change
1	XMAD	40.55	-4.75
2	AQEU	55.87	-5.21
3	CEUX	104.40	-15.71
4	TQEX	126.36	-0.01

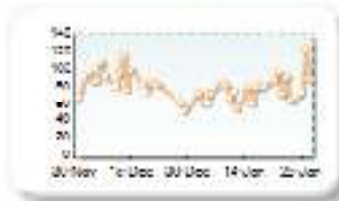
Monthly Spread Trend



25k EUR deal

Rank	Venue	Spread (bps)	Change
1	XMAD	77.42	-6.49

Monthly Spread Trend




Spreads measure the bid to offer spread of the best visible orders in the book. The result is averaged over the stocks in the index and is based on measurements of the order books every 30 seconds. The value for the spread is quoted in basis points (0.01%).

Book Depths

10BPS Depth (top of book)

Rank	Venue	Depth (1K EUR)	Change
1	XMAD	0.9	-0.4
2	AQEU	0.1	-0.1
3	TQEX	0.0	0.0
4	CEUX	0.0	+0.0


Monthly Depth Trend



50BPS Depth (deeper into book)

Rank	Venue	Depth (1K EUR)	Change
1	XMAD	59.4	+6.2
2	AQEU	8.7	+1.1
3	CEUX	2.6	+0.6
4	TQEX	1.9	+0.0

Monthly Depth Trend




Market depth measures the amount of visible liquidity (bids and offers) in the order book within 10 or 50 BPS of mid price. The result is averaged over the stocks in the index and is based on measurements of the order book every 30 seconds. This is quoted in '000s of EUR.

Best Prices

At touch

Rank	Venue	Best Price (%)	Change
1	XMAD	30.88	+8.95
2	AQEU	5.92	-4.75
3	CEUX	0.75	+0.08
4	TQEX	0.25	-0.40

Best Prices Trend



25k EUR deal

Rank	Venue	Best Price (%)	Change
1	XMAD	99.48	+1.51
2	AQEU	0.46	-1.34
3	CEUX	0.00	-0.01
4	TQEX	0.00	+0.00

Best Prices Trend

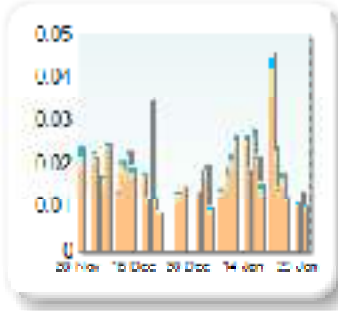


Best Price % measures how often each venue posts an absolute best price (no ties) for stocks. The result is averaged over the stocks in the index and is based on measurements of the order book every 5 seconds.

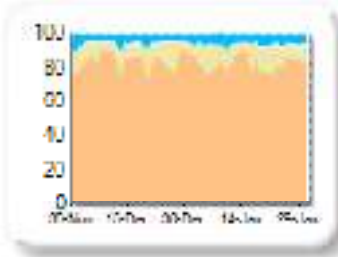
Market Share

Rank	Venue	Market Share	Change
1	XMAD	82.47%	-1.27
2	CEUX	10.38%	+0.91
3	AQEU	5.42%	+0.13
4	TQEX	1.73%	+0.23
5	BATE	0.01%	0.00

Volume Trend



Market Share Trend




Market share is based on on-book value traded during continuous trading. The share is calculated by averaging over all stocks in the index. The current value shown is for last week and the change is relative to the previous week.

Spreads

At touch

Rank	Venue	Spread (bps)	Change
1	XMAD	21.37	-1.74
2	AQEU	34.42	-2.00
3	CEUX	37.03	+0.47
4	TQEX	60.49	-11.55


Monthly Spread Trend



25k EUR deal

Rank	Venue	Spread (bps)	Change
1	XMAD	44.46	+0.48
2	CEUX	178.32	+17.69

Monthly Spread Trend




Spreads measure the bid to offer spread of the best visible orders in the book. The result is averaged over the stocks in the index and is based on measurements of the order books every 30 seconds. The value for the spread is quoted in basis points (0.01%).

Book Depths

10BPS Depth (top of book)

Rank	Venue	Depth (1K EUR)	Change
1	XMAD	6.9	+1.8
2	AQEU	0.9	+0.2
3	CEUX	0.6	+0.1
4	TQEX	0.1	+0.0


Monthly Depth Trend



50BPS Depth (deeper into book)

Rank	Venue	Depth (1K EUR)	Change
1	XMAD	181.2	-27.2
2	AQEU	12.6	-0.7
3	CEUX	9.9	-1.7
4	TQEX	5.9	+0.4

Monthly Depth Trend



Market depth measures the amount of visible liquidity (bids and offers) in the order book within 10 or 50 BPS of mid price. The result is averaged over the stocks in the index and is based on measurements of the order book every 30 seconds. This is quoted in '000s of EUR.

Best Prices

At touch

Rank	Venue	Best Price (%)	Change
1	XMAD	17.79	+1.90
2	CEUX	2.50	-1.28
3	AQEU	2.15	-1.22
4	TQEX	0.19	+0.20
5	BATE	0.00	+0.00

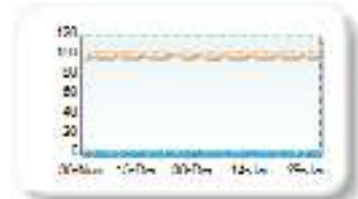
Best Prices Trend



25k EUR deal

Rank	Venue	Best Price (%)	Change
1	XMAD	99.87	+0.03
2	AQEU	0.04	+0.03
3	CEUX	0.00	-0.11
4	BATE	0.00	+0.00
5	TQEX	0.00	0.00

Best Prices Trend

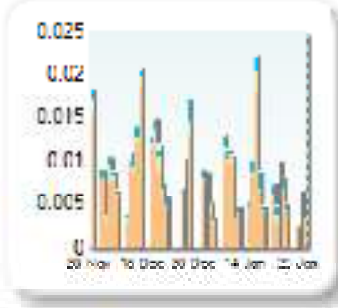


Best Price % measures how often each venue posts an absolute best price (no ties) for stocks. The result is averaged over the stocks in the index and is based on measurements of the order book every 5 seconds.

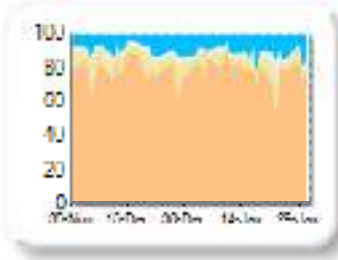
Market Share

Rank	Venue	Market Share	Change
1	XMAD	80.14%	+0.19
2	AQEU	9.52%	+1.64
3	CEUX	8.02%	-1.51
4	TQEX	2.33%	-0.31
5	BATE	0.01%	+0.01

Volume Trend



Market Share Trend



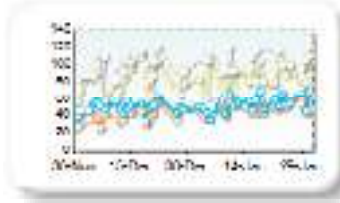
Market share is based on on-book value traded during continuous trading. The share is calculated by averaging over all stocks in the index. The current value shown is for last week and the change is relative to the previous week.

Spreads

At touch

Rank	Venue	Spread (bps)	Change
1	XMAD	47.44	+8.44
2	AQEU	53.87	+4.82
3	CEUX	84.96	+4.64
4	TQEX	117.91	+22.90

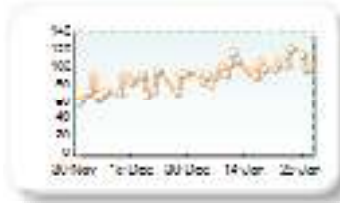
Monthly Spread Trend



25k EUR deal

Rank	Venue	Spread (bps)	Change
1	XMAD	100.50	+21.75

Monthly Spread Trend




Spreads measure the bid to offer spread of the best visible orders in the book. The result is averaged over the stocks in the index and is based on measurements of the order books every 30 seconds. The value for the spread is quoted in basis points (0.01%).

Book Depths

10BPS Depth (top of book)

Rank	Venue	Depth (1K EUR)	Change
1	XMAD	0.9	-1.0
2	AQEU	0.1	-0.1
3	CEUX	0.0	-0.1
4	TQEX	0.0	0.0


Monthly Depth Trend



50BPS Depth (deeper into book)

Rank	Venue	Depth (1K EUR)	Change
1	XMAD	28.9	-30.8
2	AQEU	6.3	-0.8
3	CEUX	2.7	-1.9
4	TQEX	1.3	-1.3

Monthly Depth Trend



Market depth measures the amount of visible liquidity (bids and offers) in the order book within 10 or 50 BPS of mid price. The result is averaged over the stocks in the index and is based on measurements of the order book every 30 seconds. This is quoted in '000s of EUR.

Best Prices

At touch

Rank	Venue	Best Price (%)	Change
1	XMAD	10.62	-6.38
2	AQEU	5.68	+3.37
3	CEUX	0.51	-0.79
4	TQEX	0.18	-0.22
5	CHIX	0.00	+0.00
6	BATE	0.00	+0.00


Best Prices Trend



25k EUR deal

Rank	Venue	Best Price (%)	Change
1	XMAD	99.24	-0.46
2	AQEU	0.50	+0.28
3	TQEX	0.10	+0.10
4	CEUX	0.04	+0.03
5	CHIX	0.00	+0.00
6	BATE	0.00	+0.00

Best Prices Trend



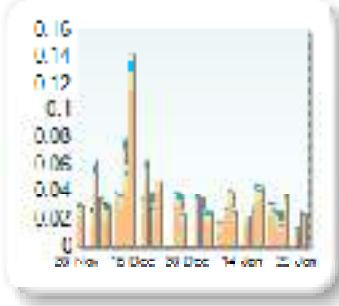
Best Price % measures how often each venue posts an absolute best price (no ties) for stocks. The result is averaged over the stocks in the index and is based on measurements of the order book every 5 seconds.

VIDRALA SA VIDRALA ORD SHS

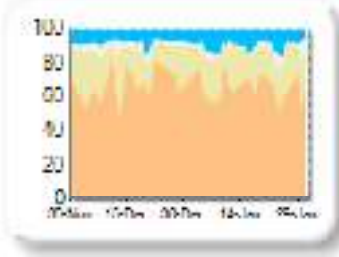
Market Share

Rank	Venue	Market Share	Change
1	XMAD	67.31%	-0.60
2	CEUX	19.77%	-0.04
3	AQEU	9.09%	+1.86
4	TQEX	3.75%	-1.14
5	BATE	0.08%	+0.07

Volume Trend



Market Share Trend



Market share is based on on-book value traded during continuous trading. The share is calculated by averaging over all stocks in the index. The current value shown is for last week and the change is relative to the previous week.

Spreads

At touch

Rank	Venue	Spread (bps)	Change
1	XMAD	27.92	+3.03
2	CEUX	31.13	+3.96
3	AQEU	32.21	+3.31
4	TQEX	50.22	+5.65

Monthly Spread Trend



25k EUR deal

Rank	Venue	Spread (bps)	Change
1	XMAD	44.81	+4.29
2	AQEU	94.30	+10.05
3	CEUX	137.16	+28.19
4	TQEX	495.80	+360.18

Monthly Spread Trend




Spreads measure the bid to offer spread of the best visible orders in the book. The result is averaged over the stocks in the index and is based on measurements of the order books every 30 seconds. The value for the spread is quoted in basis points (0.01%).

Book Depths

10BPS Depth (top of book)

Rank	Venue	Depth (1K EUR)	Change
1	XMAD	0.9	-1.5
2	CEUX	0.3	-0.8
3	AQEU	0.3	-0.4
4	TQEX	0.1	-0.1


Monthly Depth Trend



50BPS Depth (deeper into book)

Rank	Venue	Depth (1K EUR)	Change
1	XMAD	290.4	-32.2
2	AQEU	35.6	+0.4
3	CEUX	30.5	-5.8
4	TQEX	14.3	-0.6

Monthly Depth Trend



Market depth measures the amount of visible liquidity (bids and offers) in the order book within 10 or 50 BPS of mid price. The result is averaged over the stocks in the index and is based on measurements of the order book every 30 seconds. This is quoted in '000s of EUR.

Best Prices

At touch

Rank	Venue	Best Price (%)	Change
1	XMAD	4.40	+1.09
2	CEUX	2.11	-0.29
3	AQEU	1.71	+0.22
4	TQEX	0.15	-0.26
5	CHIX	0.00	+0.00
6	BATE	0.00	+0.00


Best Prices Trend



25k EUR deal

Rank	Venue	Best Price (%)	Change
1	XMAD	92.57	+1.94
2	CEUX	3.68	-2.40
3	AQEU	3.35	+1.05
4	TQEX	0.16	-0.16
5	CHIX	0.00	+0.00
6	BATE	0.00	+0.00

Best Prices Trend

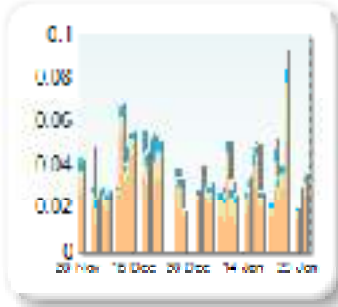


Best Price % measures how often each venue posts an absolute best price (no ties) for stocks. The result is averaged over the stocks in the index and is based on measurements of the order book every 5 seconds.

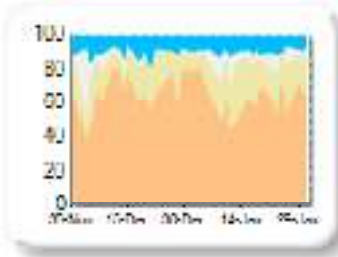
Market Share

Rank	Venue	Market Share	Change
1	XMAD	62.77%	-3.13
2	CEUX	21.59%	+4.04
3	AQEU	9.48%	-1.49
4	TQEX	5.92%	+0.40
5	AQXE	0.17%	+0.17
6	BATE	0.07%	+0.03

Volume Trend



Market Share Trend



Market share is based on on-book value traded during continuous trading. The share is calculated by averaging over all stocks in the index. The current value shown is for last week and the change is relative to the previous week.

Spreads

At touch

Rank	Venue	Spread (bps)	Change
1	XMAD	28.93	-0.39
2	CEUX	31.84	-0.28
3	AQEU	32.42	+0.83
4	TQEX	44.03	-4.24

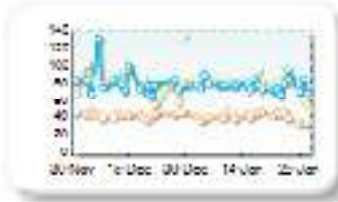
Monthly Spread Trend



25k EUR deal

Rank	Venue	Spread (bps)	Change
1	XMAD	40.93	-1.78
2	AQEU	78.25	-3.73
3	CEUX	80.90	+1.68

Monthly Spread Trend




Spreads measure the bid to offer spread of the best visible orders in the book. The result is averaged over the stocks in the index and is based on measurements of the order books every 30 seconds. The value for the spread is quoted in basis points (0.01%).

Book Depths

10BPS Depth (top of book)

Rank	Venue	Depth (1K EUR)	Change
1	XMAD	16.9	+2.2
2	CEUX	4.9	-0.1
3	AQEU	4.7	-0.2
4	TQEX	0.7	+0.1

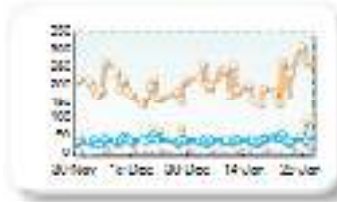
Monthly Depth Trend



50BPS Depth (deeper into book)

Rank	Venue	Depth (1K EUR)	Change
1	XMAD	211.2	+19.2
2	CEUX	43.0	+1.4
3	AQEU	39.4	+1.3
4	TQEX	14.0	+2.7

Monthly Depth Trend




Market depth measures the amount of visible liquidity (bids and offers) in the order book within 10 or 50 BPS of mid price. The result is averaged over the stocks in the index and is based on measurements of the order book every 30 seconds. This is quoted in '000s of EUR.

Best Prices

At touch

Rank	Venue	Best Price (%)	Change
1	XMAD	3.01	+0.75
2	CEUX	0.78	-0.09
3	AQEU	0.61	-0.03
4	TQEX	0.13	+0.10
5	CHIX	0.00	+0.00
6	BATE	0.00	+0.00
7	AQXE	0.00	+0.00


Best Prices Trend



25k EUR deal

Rank	Venue	Best Price (%)	Change
1	XMAD	89.40	+6.09
2	CEUX	4.18	-3.06
3	AQEU	3.82	-2.38
4	TQEX	0.55	+0.39
5	CHIX	0.00	+0.00
6	BATE	0.00	+0.00
7	AQXE	0.00	+0.00

Best Prices Trend



Best Price % measures how often each venue posts an absolute best price (no ties) for stocks. The result is averaged over the stocks in the index and is based on measurements of the order book every 5 seconds.